




**PROFUNDS®**

# PROSPECTUS

MAY 1, 2021



**ProFund VP Asia 30**  
**ProFund VP Banks**  
**ProFund VP Basic Materials**  
**ProFund VP Bear**  
**ProFund VP Biotechnology**  
**ProFund VP Bull**  
**ProFund VP Consumer Goods**  
**ProFund VP Consumer Services**  
**ProFund VP Dow 30**  
**ProFund VP Emerging Markets**  
**ProFund VP Europe 30**  
**ProFund VP Falling U.S. Dollar**  
**ProFund VP Financials**  
**ProFund VP Health Care**  
**ProFund VP Industrials**  
**ProFund VP International**  
**ProFund VP Internet**  
**ProFund VP Japan**  
**ProFund VP Large-Cap Growth**  
**ProFund VP Large-Cap Value**  
**ProFund VP Mid-Cap**  
**ProFund VP Mid-Cap Growth**  
**ProFund VP Mid-Cap Value**  
**ProFund VP Nasdaq-100**  
**ProFund VP Oil & Gas**  
**ProFund VP Pharmaceuticals**

**ProFund VP Precious Metals**  
**ProFund VP Real Estate**  
**ProFund VP Rising Rates Opportunity**  
**ProFund VP Semiconductor**  
**ProFund VP Short Dow 30**  
**ProFund VP Short Emerging Markets**  
**ProFund VP Short International**  
**ProFund VP Short Mid-Cap**  
**ProFund VP Short Nasdaq-100**  
**ProFund VP Short Small-Cap**  
**ProFund VP Small-Cap**  
**ProFund VP Small-Cap Growth**  
**ProFund VP Small-Cap Value**  
**ProFund VP Technology**  
**ProFund VP Telecommunications**  
**ProFund VP UltraBull**  
**ProFund VP UltraMid-Cap**  
**ProFund VP UltraNasdaq-100**  
**ProFund VP UltraShort Dow 30**  
**ProFund VP UltraShort Nasdaq-100**  
**ProFund VP UltraSmall-Cap**  
**ProFund VP U.S. Government Plus**  
**ProFund VP Utilities**

**ProFund VP Government Money Market**

As permitted by regulations adopted by the Securities and Exchange Commission, paper copies of each Fund's annual and semi-annual shareholder reports will no longer be sent by mail, unless you specifically request paper copies of the reports. Instead, the reports will be made available on each Fund's website [www.profunds.com](http://www.profunds.com), and you will be notified by mail each time a report is posted and provided with a website link to access the report.

If you already elected to receive shareholder reports electronically, you will not be affected by this change and you need not take any action. You may elect to receive shareholder reports and other communications from the Fund electronically anytime by contacting your financial intermediary.

You may elect to receive all future reports in paper free of charge. Please contact your financial intermediary to request that you continue to receive paper copies of your shareholder reports. Your election to receive reports in paper will apply to all funds held in your account that you invest in through your financial intermediary.

Neither the Securities and Exchange Commission, the Commodity Futures Trading Commission, nor any state securities commission has approved or disapproved of these securities or passed upon the accuracy or adequacy of this Prospectus. Any representation to the contrary is a criminal offense.

# Table of Contents

<b>3</b>	<b>Summary Section</b>	<b>163</b>	ProFund VP Rising Rates Opportunity
<b>4</b>	ProFund VP Asia 30	<b>171</b>	ProFund VP Semiconductor
<b>10</b>	ProFund VP Banks	<b>176</b>	ProFund VP Short Dow 30
<b>15</b>	ProFund VP Basic Materials	<b>184</b>	ProFund VP Short Emerging Markets
<b>20</b>	ProFund VP Bear	<b>193</b>	ProFund VP Short International
<b>28</b>	ProFund VP Biotechnology	<b>201</b>	ProFund VP Short Mid-Cap
<b>33</b>	ProFund VP Bull	<b>209</b>	ProFund VP Short Nasdaq-100
<b>39</b>	ProFund VP Consumer Goods	<b>217</b>	ProFund VP Short Small-Cap
<b>44</b>	ProFund VP Consumer Services	<b>225</b>	ProFund VP Small-Cap
<b>49</b>	ProFund VP Dow 30	<b>231</b>	ProFund VP Small-Cap Growth
<b>55</b>	ProFund VP Emerging Markets	<b>237</b>	ProFund VP Small-Cap Value
<b>62</b>	ProFund VP Europe 30	<b>243</b>	ProFund VP Technology
<b>68</b>	ProFund VP Falling U.S. Dollar	<b>248</b>	ProFund VP Telecommunications
<b>73</b>	ProFund VP Financials	<b>253</b>	ProFund VP UltraBull
<b>78</b>	ProFund VP Health Care	<b>261</b>	ProFund VP UltraMid-Cap
<b>83</b>	ProFund VP Industrials	<b>269</b>	ProFund VP UltraNasdaq-100
<b>88</b>	ProFund VP International	<b>277</b>	ProFund VP UltraShort Dow 30
<b>94</b>	ProFund VP Internet	<b>285</b>	ProFund VP UltraShort Nasdaq-100
<b>99</b>	ProFund VP Japan	<b>293</b>	ProFund VP UltraSmall-Cap
<b>106</b>	ProFund VP Large-Cap Growth	<b>301</b>	ProFund VP U.S. Government Plus
<b>112</b>	ProFund VP Large-Cap Value	<b>308</b>	ProFund VP Utilities
<b>118</b>	ProFund VP Mid-Cap	<b>313</b>	ProFund VP Government Money Market
<b>124</b>	ProFund VP Mid-Cap Growth	<b>318</b>	<b>Investment Objectives, Principal Investment Strategies and Related Risks</b>
<b>130</b>	ProFund VP Mid-Cap Value	<b>341</b>	<b>ProFunds VP Management</b>
<b>136</b>	ProFund VP Nasdaq-100	<b>345</b>	<b>General ProFunds VP Information</b>
<b>142</b>	ProFund VP Oil & Gas	<b>351</b>	<b>Financial Highlights</b>
<b>147</b>	ProFund VP Pharmaceuticals		
<b>152</b>	ProFund VP Precious Metals		
<b>158</b>	ProFund VP Real Estate		

## Summary Section

## Investment Objective

ProFund VP Asia 30 (the “Fund”) seeks investment results, before fees and expenses, that track the performance of the ProFunds Asia 30 Index (the “Index”).

## Fees and Expenses of the Fund

The table below describes the fees and expenses that you may pay if you buy, hold, and sell shares of the Fund. The expenses shown do not reflect charges or fees associated with insurance company separate accounts or insurance contracts, which would have the effect of increasing overall expenses. Annuity and policy holders should consult the prospectus for their contract or policy for more information about such charges and fees.

### Annual Fund Operating Expenses

(expenses that you pay each year as a percentage of the value of your investment)

Investment Advisory Fees	0.75%
Distribution and Service (12b-1) Fees	0.25%
Other Expenses	0.71%

### Total Annual Fund Operating Expenses Before Fee

<b>Waivers and Expense Reimbursements</b>	1.71%
Fee Waivers/Reimbursements <sup>1</sup>	-0.03%

### Total Annual Fund Operating Expenses After Fee

<b>Waivers and Expense Reimbursements</b>	<b>1.68%</b>
-------------------------------------------	--------------

<sup>1</sup> ProFund Advisors LLC (“ProFund Advisors”) has contractually agreed to waive Investment Advisory and Management Services Fees and to reimburse Other Expenses to the extent Total Annual Fund Operating Expenses Before Fee Waivers and Expense Reimbursements, as a percentage of average daily net assets, exceed 1.68% through April 30, 2022. After such date, the expense limitation may be terminated or revised by ProFund Advisors. Amounts waived or reimbursed in a particular contractual period may be recouped by ProFund Advisors within three years of the end of that contractual period, however, such recoupment will be limited to the lesser of any expense limitation in place at the time of recoupment or the expense limitation in place at the time of waiver or reimbursement.

**Example:** This example is intended to help you compare the cost of investing in the Fund with the cost of investing in other mutual funds.

The example assumes that you invest \$10,000 in the Fund for the time periods indicated and then redeem all of your shares at the end of each period. The example also assumes that your investment has a 5% return each year and that the Fund’s operating expenses remain the same, except that the fee waiver/expense reimbursement is assumed only to pertain to the first year. It does not reflect separate account or insurance contract fees or charges. If these charges were reflected, expenses would be higher. Although your actual costs may be higher or lower, based on these assumptions your approximate costs would be:

	1 Year	3 Years	5 Years	10 Years
ProFund VP Asia 30	\$171	\$536	\$925	\$2,017

The Fund pays transaction and financing costs associated with the purchase and sale of securities. These costs are not reflected in the table or the example above.

## Portfolio Turnover

The Fund pays transaction costs, such as commissions, when it buys and sells securities (or “turns over” its portfolio). A higher portfolio turnover rate may indicate higher transaction costs. These costs, which are not reflected in the Annual Fund Operating Expenses or in the example above, affect the Fund’s performance. During the most recent fiscal year, the Fund’s annual portfolio turnover rate was 130% of the average value of its entire portfolio.

## Principal Investment Strategies

The Fund invests in securities that ProFund Advisors believes, in combination, should track the performance of the Index. The Index, created by ProFund Advisors, is composed of companies whose principal offices are located in Asia/Pacific region, excluding Japan, and whose securities are traded on U.S. exchanges or on The Nasdaq Stock Market as depositary receipts or ordinary shares and meet certain liquidity requirements. The component companies included in the Index are the 30 most liquid companies based upon their U.S. dollar-traded volume. Their relative weights in the Index are determined based on a modified market capitalization method. The Index is reconstituted annually. As of December 31, 2020, the Index consisted of the following countries: Australia, China, India, Taiwan, Singapore, and Hong Kong. The component companies of the Index are listed in an appendix to the Statement of Additional Information.

The Fund will invest principally in the financial instruments set forth below.

- **Equity Securities** — The Fund invests in common stock issued by public companies.
- **Depositary Receipts** — The Fund may invest in depositary receipts, which principally include:
  - **American Depositary Receipts (ADRs)**, which represent the right to receive securities of foreign issuers deposited in a bank or trust company and are an alternative to purchasing the underlying securities in their national markets and currencies
  - **Global Depositary Receipts (GDRs)**, which are receipts for shares in a foreign-based corporation traded in capital markets around the world.

ProFund Advisors uses a mathematical approach to investing. Using this approach, ProFund Advisors determines the type, quantity and mix of investment positions that it believes, in combination, the Fund should hold to produce returns consistent with the Fund’s investment objective. The Fund may invest in or gain exposure to only a representative sample of the

securities in the Index or to securities not contained in the Index or in financial instruments, with the intent of obtaining exposure with aggregate characteristics similar to those of the Index. In managing the assets of the Fund, ProFund Advisors does not invest the assets of the Fund in securities or financial instruments based on ProFund Advisors' view of the investment merit of a particular security, instrument, or company, nor does it conduct conventional investment research or analysis or forecast market movement or trends. The Fund seeks to remain fully invested at all times in securities and/or financial instruments that, in combination, provide exposure to the returns of the Index without regard to market conditions, trends or direction.

The Fund will concentrate or focus its investments in a particular industry or group of industries, country or region to approximately the same extent the Index is so concentrated or focused. As of the close of business on December 31, 2020, the Index was concentrated in China and was focused in the information technology, communication services, and consumer discretionary industry groups.

The Index is created and sponsored by ProFund Advisors and is licensed for use by ProFunds.

Please see "Investment Objectives, Principal Investment Strategies and Related Risks" in the Fund's Prospectus for additional details.

## Principal Risks

### You could lose money by investing in the Fund.

The principal risks described below are intended to provide information about the factors likely to have a significant adverse impact on the Fund's returns and consequently the value of an investment in the Fund. The risks are presented in an order intended to facilitate readability and their order does not imply that the realization of one risk is more likely to occur than another risk or likely to have a greater adverse impact than another risk.

- **Asian Investments Risk** – Investments in securities of issuers in certain Asian countries involve risks that are specific to Asia, including certain legal, regulatory, political and economic risks. Certain Asian countries have experienced expropriation and/or nationalization of assets, confiscatory taxation, political instability, armed conflict and social instability as a result of religious, ethnic, socio-economic and/ or political unrest. Some economies in this region are dependent on a range of commodities, and are strongly affected by international commodity prices and particularly vulnerable to price changes for these products. The market for securities in this region may also be directly influenced by the flow of international capital, and by the economic and market conditions of neighboring countries. Many Asian economies have experienced rapid growth and industrialization, and there is no assurance that this growth rate will be maintained. Some Asian economies are highly dependent on trade and economic conditions in other countries can impact these economies.
- **Equity and Market Risk** — Equity markets are volatile, and the value of securities, swaps, futures and other instruments correlated with equity markets may fluctuate dramatically from day to day. Equity markets are subject to corporate, political, regulatory, market and economic developments, as well as developments that impact specific economic sectors, industries or segments of the market. Further, stocks in the Index may underperform other equity investments. Volatility in the markets and/or market developments may cause the value of an investment in the Fund to decrease over short or long periods of time.
- **Foreign Currency Risk** — Investments linked to or denominated in foreign currencies are exposed to additional risk factors versus those investments denominated in U.S. dollars and linked to U.S. investments. The value of an investment linked to or denominated in a foreign currency could change significantly as foreign currencies strengthen or weaken relative to the U.S. dollar. Devaluations of a currency by a government or banking authority may also have significant impact on the value of any investments linked to or denominated in that currency. Risks related to foreign currencies also include those related to economic or political developments, market inefficiencies or a higher risk that essential investment information may be incomplete, unavailable, or inaccurate. Foreign currency losses could offset or exceed any potential gains, or add to losses, in the related investments. Currency markets are also generally not as regulated as securities markets. In addition, in order to transact in foreign investments, the Fund may exchange and hold foreign currencies. Regulatory fees or higher custody fees may be imposed on foreign currency holdings.
- **Foreign Investments/Emerging Market Risk** — Exposure to securities of foreign issuers may provide the Fund with increased risk. Various factors related to foreign investments may negatively impact the Fund's and the Index's performance, such as: i) fluctuations in the value of the applicable foreign currency; ii) differences in securities settlement practices; iii) uncertainty associated with evidence of ownership of investments in countries that lack centralized custodial services; iv) possible regulation of, or other limitations on, investments by U.S. investors in foreign investments; v) potentially higher brokerage commissions; vi) the possibility that a foreign government may withhold portions of interest and dividends at the source; vii) taxation of income earned in foreign countries or other foreign taxes imposed; viii) foreign exchange controls, which may include suspension of the ability to transfer currency from a foreign country; ix) less publicly available information about foreign issuers; x) changes in the denomination currency of a foreign investment; and xi) less certain legal systems in which the Fund may encounter difficulties or be unable to pursue legal remedies. Foreign investments also may be more susceptible to political, social, economic and regional factors than may be the case with U.S. securities. In addition, markets for foreign investments are usually less liquid, more volatile and

significantly smaller than markets for U.S. securities, which may affect, among other things, the Fund's ability to purchase or sell foreign investments at appropriate times and prices. Because of differences in settlement times and/or foreign market holidays, transactions in a foreign market may take place one or more days after the necessary exposure to these investments is determined. Until the transactions are effected, the Fund is exposed to increased foreign currency risk and market risk and, ultimately, increased correlation risk.

Because the Fund's foreign investment exposure may include issuers domiciled in developing or "emerging market" countries, all the aforementioned factors are heightened and foreign investments risk is higher. Economic, business, political, or social instability may adversely affect the value of emerging market investments more acutely than investments tied to developed foreign countries. Furthermore any of these developments may result in a decline in the value of a country's currency. Emerging markets are riskier than more developed markets because they may develop unevenly or may never fully develop. Investments in emerging markets are considered speculative.

- **Geographic Concentration Risk** — Because the Fund focuses its investments in particular foreign countries or geographic regions, it may be more volatile than a more geographically diversified fund. The performance of the Fund will be affected by the political, social and economic conditions in those foreign countries and geographic regions and subject to the related risks.
- **Concentration and Focused Investing** — The Index may concentrate (i.e., composed of securities that represent 25 percent or more of the value of the Index) or focus (i.e., composed of securities that represent a substantial portion of its value, but less than 25 percent) in an industry or group of industries. The Fund will allocate its investments to approximately the same extent as the Index. As a result, the Fund may be subject to greater market fluctuations than a fund that is more broadly invested across industries. Financial, economic, business, regulatory conditions, and other developments affecting issuers in a particular industry or group of industries will have a greater effect on the Fund, and if securities of the particular industry or group of industries as a group fall out of favor, the Fund could underperform, or its net asset value may be more volatile than, funds that have greater industry diversification.
- **Large-Cap Company Investment Risk** — Although returns on investments in large-cap companies are often perceived as being less volatile than the returns of companies with smaller market capitalizations, the return on large-cap securities could trail the returns on investments in smaller and mid-sized companies for a number of reasons. For example, large-cap companies may be unable to respond quickly to new competitive challenges, such as changes in technology, and also may not be able to attain the high growth rate of successful smaller companies.

- **Natural Disaster/Epidemic Risk** — Natural or environmental disasters, such as earthquakes, fires, floods, hurricanes, tsunamis and other severe weather-related phenomena generally, and widespread disease, including pandemics and epidemics (for example, the novel coronavirus COVID-19), have been and can be highly disruptive to economies and markets and have recently led, and may continue to lead, to increased market volatility and significant market losses. Such natural disaster and health crises could exacerbate political, social, and economic risks, and result in significant breakdowns, delays, shutdowns, social isolation, and other disruptions to important global, local and regional supply chains affected, with potential corresponding results on the operating performance of the Fund and its investments. A climate of uncertainty and panic, including the contagion of infectious viruses or diseases, may adversely affect global, regional, and local economies and reduce the availability of potential investment opportunities, and increases the difficulty of performing due diligence and modeling market conditions, potentially reducing the accuracy of financial projections. Under these circumstances, the Fund may have difficulty achieving its investment objectives which may adversely impact Fund performance. Further, such events can be highly disruptive to economies and markets, significantly disrupt the operations of individual companies (including, but not limited to, the Fund's investment advisor, third party service providers, and counterparties), sectors, industries, markets, securities and commodity exchanges, currencies, interest and inflation rates, credit ratings, investor sentiment, and other factors affecting the value of the Fund's investments. These factors can cause substantial market volatility, exchange trading suspensions and closures, changes in the availability of and the margin requirements for certain instruments, and can impact the ability of the Fund to complete redemptions and otherwise affect Fund performance and Fund trading in the secondary market. A widespread crisis would also affect the global economy in ways that cannot necessarily be foreseen. How long such events will last and whether they will continue or recur cannot be predicted. Impacts from these could have a significant impact on the Fund's performance, resulting in losses to your investment.

- **Risk that Current Assumptions and Expectations Could Become Outdated As a Result of Global Economic Shock** — The onset of the novel coronavirus (COVID-19) has caused significant shocks to global financial markets and economies, with many governments taking extreme actions to slow and contain the spread of COVID-19. These actions have had, and likely will continue to have, a severe economic impact on global economies as economic activity in some instances has essentially ceased. Financial markets across the globe are experiencing severe distress at least equal to what was experienced during the global financial crisis in 2008. In March 2020, U.S. equity markets entered a bear market in the fastest such move in the history of U.S. financial markets.



During much of 2020, the unemployment rate in the U.S. was extremely high by historical standards. It is not possible to predict when unemployment and market conditions will return to more normal levels. The global economic shocks being experienced as of the date hereof may cause the underlying assumptions and expectations of the Fund to become outdated quickly or inaccurate, resulting in significant losses.

- **Correlation Risk** — A number of factors may affect the Fund's ability to achieve a high degree of correlation with the Index, and there is no guarantee that the Fund will achieve a high degree of correlation. Failure to achieve a high degree of correlation may prevent the Fund from achieving its investment objective.

Factors that may adversely affect the Fund's correlation with the Index include fees, expenses, transaction costs, income items, valuation methodology, accounting standards and disruptions or illiquidity in the markets for the financial instruments in which the Fund invests. The Fund may not have investment exposure to all of the securities in the Index, or its weighting of investment exposure to securities may be different from that of the Index. In addition, the Fund may invest in securities not included in the Index. The Fund may take or refrain from taking positions in order to improve tax efficiency, comply with regulatory restrictions, or for other reasons, each of which may negatively affect the Fund's correlation with the Index. The Fund may also be subject to large movements of assets into and out of the Fund, potentially resulting in the Fund being over- or underexposed to the Index and may be impacted by Index reconstitutions and Index rebalancing events. Additionally, the Fund's underlying investments may trade on markets that may not be open on the same day as the Fund, which may cause a difference between the performance of the Fund and the performance of the Index on such day. Any of these factors could decrease correlation between the performance of the Fund and the Index and may hinder the Fund's ability to meet its investment objective.

- **Non-Diversification Risk** — The Fund is classified as "non-diversified" under the Investment Company Act of 1940, as amended ("1940 Act"). This means it has the ability to invest a relatively high percentage of its assets in the securities of a small number of issuers. This may increase the Fund's volatility and increase the risk that the Fund's performance will decline based on the performance of a single issuer.
- **Self-Indexing Performance Risk** — The Fund is linked to an Index sponsored by ProFund Advisors. There can be no guarantee or assurance that the methodology used to create the Index will result in the Fund achieving positive returns. Further, there can be no guarantee that the methodology underlying the Index or the daily calculation of the Index will

be free from error. It is also possible that the value of the Index may be subject to intentional manipulation by third-party market participants. The Index may underperform other asset classes and may underperform other indices or benchmarks based upon the same underlying securities. Each of these factors could have a negative impact on the performance of the Fund.

- **Active Investor Risk** — The Fund permits short-term trading of its securities. A significant portion of assets invested in the Fund may come from professional money managers and investors who use the Fund as part of active trading or tactical asset allocation strategies. These strategies often call for frequent trading to take advantage of anticipated changes in market conditions, which could increase portfolio turnover and may result in additional costs for the Fund. In addition, large movements of assets into and out of the Fund may have a negative impact on the Fund's ability to achieve its investment objective or maintain a consistent level of operating expenses. In certain circumstances, the Fund's expense ratio may vary from current estimates or the historical ratio disclosed in this Prospectus.
- **Early Close/Late Close/Trading Halt Risk** — An exchange or market may close early, close late or issue trading halts on specific securities or financial instruments. As a result, the ability to trade certain securities or financial instruments may be restricted, which may result in the Fund being unable to trade those and other related financial instruments at all. In these circumstances, the Fund may be unable to rebalance its portfolio, may be unable to accurately price its investments and/or may incur substantial trading losses.
- **Liquidity Risk** — In certain circumstances, such as the disruption of the orderly markets for the financial instruments in which the Fund invests, the Fund might not be able to acquire or dispose of certain holdings quickly or at prices that represent true market value in the judgment of ProFund Advisors. Markets for the financial instruments in which the Fund invests may be disrupted by a number of events, including but not limited to economic crises, political crises, health crises, natural disasters, excessive volatility, new legislation, or regulatory changes inside or outside of the U.S. For example, regulation limiting the ability of certain financial institutions to invest in certain financial instruments would likely reduce the liquidity of those instruments. These situations may prevent the Fund from limiting losses, realizing gains or achieving a high correlation with the Index.
- **Portfolio Turnover Risk** — The Fund may incur high portfolio turnover to manage the Fund's investment exposure. Additionally, active trading of the Fund's shares may cause more frequent purchase and sales activities that could, in certain circumstances, increase the number of portfolio transactions. High levels of portfolio transactions increase

brokerage and other transaction costs and may result in increased taxable capital gains. Each of these factors could have a negative impact on the performance of the Fund.

- **Tax Risk** — In order to qualify for the special tax treatment accorded a regulated investment company (“RIC”) and its shareholders, the Fund must derive at least 90% of its gross income for each taxable year from “qualifying income,” meet certain asset diversification tests at the end of each taxable quarter, and meet annual distribution requirements. The Fund’s pursuit of its investment strategies will potentially be limited by the Fund’s intention to qualify for such treatment and could adversely affect the Fund’s ability to so qualify. The Fund can make certain investments, the treatment of which for these purposes is unclear. If, in any year, the Fund were to fail to qualify for the special tax treatment accorded a RIC and its shareholders, and were ineligible to or were not to cure such failure, the Fund would be taxed in the same manner as an ordinary corporation subject to U.S. federal income tax on all its income at the fund level. The resulting taxes could substantially reduce the Fund’s net assets and the amount of income available for distribution. In addition, in order to requalify for taxation as a RIC, the Fund could be required to recognize unrealized gains, pay substantial taxes and interest, and make certain distributions. Please see the Statement of Additional Information for more information.

- **Valuation Risk** — In certain circumstances (e.g., if ProFund Advisors believes market quotations do not accurately reflect the fair value of an investment, or a trading halt closes an exchange or market early), ProFund Advisors may, in its sole discretion, choose to determine a fair value price as the basis for determining the market value of such investment for such day. The fair value of an investment determined by ProFund Advisors may be different from other value determinations of the same investment. Portfolio investments that are valued using techniques other than market quotations, including “fair valued” investments, may be subject to greater fluctuation in their value from one day to the next than would be the case if market quotations were used. In addition, there is no assurance that the Fund could sell a portfolio investment for the value established for it at any time, and it is possible that the Fund would incur a loss because a portfolio investment is sold at a discount to its established value.

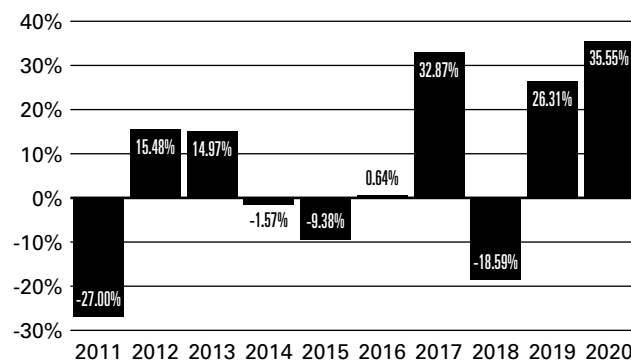
Please see “Investment Objectives, Principal Investment Strategies and Related Risks” in the Fund’s Prospectus for additional details.

## Investment Results

The bar chart below shows how the Fund’s investment results have varied from year to year, and the table shows how the Fund’s average annual total returns for various periods compare with different broad measures of market performance. This information provides some indication of the risks of investing in the Fund. The Fund’s performance information reflects applicable fee waivers and/or expense limitations in effect

during the period presented. Absent such fee waivers/expense limitations, if any, performance would have been lower. It does not reflect charges and fees associated with a separate account that invests in the Fund or any insurance contract for which it is an investment option. Charges and fees will reduce returns. Past results are not predictive of future results.

### Annual Returns as of December 31



Best Quarter (ended 6/30/2020): **25.46%**

Worst Quarter (ended 9/30/2011): **-29.75%**

The year-to-date return as of the most recent quarter, which ended March 31, 2021, was 12.13%.

### Average Annual Total Returns

As of December 31, 2020

	One Year	Five Years	Ten Years	Inception Date
ProFund VP Asia 30	35.55%	13.26%	4.89%	5/1/2002
<b>MSCI AC Asia Pacific Free Excluding Japan Index<sup>1</sup></b>	<b>22.44%</b>	<b>12.93%</b>	<b>6.21%</b>	
<b>ProFunds Asia 30 Index<sup>®2</sup></b>	<b>35.84%</b>	<b>13.10%</b>	<b>4.84%</b>	

1 Reflects no deduction for fees, expenses or taxes. Adjusted to reflect the reinvestment of dividends paid by issuers in the Index.

2 Price return index that does not include dividends.

## Management

The Fund is advised by ProFund Advisors. Alexander Ilyasov, Senior Portfolio Manager, and Scott Hanson, Portfolio Manager, have jointly and primarily managed the Fund since August 2020 and August 2016, respectively.

## Purchase and Sale of Fund Shares

Shares are available for purchase by insurance company separate accounts to serve as an investment medium for variable insurance contracts, and by qualified pension and retirement plans, certain insurance companies, and ProFund Advisors. Investors do not contact the Fund directly to purchase or redeem shares. Please refer to the prospectus of the relevant separate account for information on the allocation of premiums and on transfers of accumulated value among sub-accounts of the separate accounts that invest in the Fund.



**Tax Information**

The Fund normally distributes its net investment income and net realized capital gains, if any, to its shareholders. If you are a holder of a contract or policy that invests in the Fund through an insurance company separate account, then these distributions will generally not be taxable to you; please consult the prospectus or other information provided to you by the insurance company regarding the tax consequences of your contract or policy. If you are a holder of such a contract or policy, or if you are investing through a pension or retirement plan that is a tax-advantaged arrangement, you may be taxed later upon distributions with respect to or from those contracts or arrangements. The Fund intends to distribute income, if any, and capital gains, if any, at least annually.

**Payments to Insurance Companies and Other Financial Intermediaries**

The Fund or its distributor (and related companies) may pay insurance companies, which in turn may pay broker-dealers or other financial intermediaries (such as banks and insurance companies, or their related companies) for the sale and retention of variable contracts and/or policies which offer Fund shares. These payments may create a conflict of interest for a financial intermediary selling such variable contracts and/or policies, or may be a factor in the insurance company's decision to include the Fund as an investment option in its variable contract or policy. For more information, ask your financial advisor, visit your financial intermediary's website or consult the prospectus for the contract or policy.

## Investment Objective

ProFund VP Banks (the “Fund”) seeks investment results, before fees and expenses, that track the performance of the Dow Jones U.S. Banks<sup>SM</sup> Index (the “Index”).

## Fees and Expenses of the Fund

The table below describes the fees and expenses that you may pay if you buy, hold, and sell shares of the Fund. The expenses shown do not reflect charges or fees associated with insurance company separate accounts or insurance contracts, which would have the effect of increasing overall expenses. Annuity and policy holders should consult the prospectus for their contract or policy for more information about such charges and fees.

### Annual Fund Operating Expenses

(expenses that you pay each year as a percentage of the value of your investment)

Investment Advisory Fees	0.75%
Distribution and Service (12b-1) Fees	0.25%
Other Expenses	0.74%
<b>Total Annual Fund Operating Expenses Before Fee Waivers and Expense Reimbursements</b>	<b>1.74%</b>
Fee Waivers/Reimbursements <sup>1</sup>	-0.06%
<b>Total Annual Fund Operating Expenses After Fee Waivers and Expense Reimbursements</b>	<b>1.68%</b>

<sup>1</sup> ProFund Advisors LLC (“ProFund Advisors”) has contractually agreed to waive Investment Advisory and Management Services Fees and to reimburse Other Expenses to the extent Total Annual Fund Operating Expenses Before Fee Waivers and Expense Reimbursements, as a percentage of average daily net assets, exceed 1.68% through April 30, 2022. After such date, the expense limitation may be terminated or revised by ProFund Advisors. Amounts waived or reimbursed in a particular contractual period may be recouped by ProFund Advisors within three years of the end of that contractual period, however, such recoupment will be limited to the lesser of any expense limitation in place at the time of recoupment or the expense limitation in place at the time of waiver or reimbursement.

**Example:** This example is intended to help you compare the cost of investing in the Fund with the cost of investing in other mutual funds.

The example assumes that you invest \$10,000 in the Fund for the time periods indicated and then redeem all of your shares at the end of each period. The example also assumes that your investment has a 5% return each year and that the Fund’s operating expenses remain the same, except that the fee waiver/expense reimbursement is assumed only to pertain to the first year. It does not reflect separate account or insurance contract fees or charges. If these charges were reflected, expenses would be higher. Although your actual costs may be higher or lower, based on these assumptions your approximate costs would be:

	1Year	3Years	5Years	10Years
ProFund VP Banks	\$171	\$542	\$938	\$2,047

The Fund pays transaction and financing costs associated with the purchase and sale of securities. These costs are not reflected in the table or the example above.

## Portfolio Turnover

The Fund pays transaction costs, such as commissions, when it buys and sells securities (or “turns over” its portfolio). A higher portfolio turnover rate may indicate higher transaction costs. These costs, which are not reflected in the Annual Fund Operating Expenses or in the example above, affect the Fund’s performance. During the most recent fiscal year, the Fund’s annual portfolio turnover rate was 478% of the average value of its entire portfolio.

## Principal Investment Strategies

The Fund invests in securities that ProFund Advisors believes, in combination, should track the performance of the Index. The Index is constructed and maintained by S&P Dow Jones Indices LLC. The Index seeks to measure the performance of certain companies in the banking sector of the U.S. equity market. Component companies include, among others, regional and major U.S. domiciled banks engaged in a wide range of financial services, including retail banking, loans and money transmissions. The Index is published under the Bloomberg ticker symbol “DJUSBK.”

The Fund will invest principally in the financial instruments set forth below.

- **Equity Securities** — The Fund invests in common stock issued by public companies.

ProFund Advisors uses a mathematical approach to investing. Using this approach, ProFund Advisors determines the type, quantity and mix of investment positions that it believes, in combination, the Fund should hold to produce returns consistent with the Fund’s investment objective. The Fund may invest in or gain exposure to only a representative sample of the securities in the Index or to securities not contained in the Index or in financial instruments, with the intent of obtaining exposure with aggregate characteristics similar to those of the Index. In managing the assets of the Fund, ProFund Advisors does not invest the assets of the Fund in securities or financial instruments based on ProFund Advisors’ view of the investment merit of a particular security, instrument, or company, nor does it conduct conventional investment research or analysis or forecast market movement or trends. The Fund seeks to remain fully invested at all times in securities and/or financial instruments that, in combination, provide exposure to the returns of the Index without regard to market conditions, trends or direction.

The Fund will concentrate or focus its investments in a particular industry or group of industries to approximately the same extent the Index is so concentrated or focused. As of December 31, 2020, the Index was concentrated in the banks industry group.

Please see “Investment Objectives, Principal Investment Strategies and Related Risks” in the Fund’s Prospectus for additional details.

## Principal Risks

### You could lose money by investing in the Fund.

The principal risks described below are intended to provide information about the factors likely to have a significant adverse impact on the Fund’s returns and consequently the value of an investment in the Fund. The risks are presented in an order intended to facilitate readability and their order does not imply that the realization of one risk is more likely to occur than another risk or likely to have a greater adverse impact than another risk.

- **Banks Industry Risk** — The risks of investments in the industry include: extensive governmental regulation and/or nationalization that affects the scope of their activities, the prices they can charge and the amount of capital they must maintain; adverse effects on profitability due to increases in interest rates or loan losses (which usually increase in economic downturns, which could lead to insolvency or other negative consequences); severe price competition; economic conditions; credit rating downgrades; and increased inter-sector consolidation and competition. This sector has experienced significant losses in the recent past, and the impact of more stringent capital requirements and of recent or future regulation on any individual bank or on the sector as a whole cannot be predicted. The banks industry may also be affected by risks that affect the broader financial services industry.
- **Equity and Market Risk** — Equity markets are volatile, and the value of securities, swaps, futures and other instruments correlated with equity markets may fluctuate dramatically from day to day. Equity markets are subject to corporate, political, regulatory, market and economic developments, as well as developments that impact specific economic sectors, industries or segments of the market. Further, stocks in the Index may underperform other equity investments. Volatility in the markets and/or market developments may cause the value of an investment in the Fund to decrease over short or long periods of time.
- **Concentration and Focused Investing** — The Index may concentrate (i.e., composed of securities that represent 25 percent or more of the value of the Index) or focus (i.e., composed of securities that represent a substantial portion of its value, but less than 25 percent) in an industry or group of industries. The Fund will allocate its investments to approximately the same extent as the Index. As a result, the Fund may be subject to greater market fluctuations than a fund that is more broadly invested across industries. Financial, economic, business, regulatory conditions, and other

developments affecting issuers in a particular industry or group of industries will have a greater effect on the Fund, and if securities of the particular industry or group of industries as a group fall out of favor, the Fund could underperform, or its net asset value may be more volatile than, funds that have greater industry diversification.

- **Large-Cap Company Investment Risk** — Although returns on investments in large-cap companies are often perceived as being less volatile than the returns of companies with smaller market capitalizations, the return on large-cap securities could trail the returns on investments in smaller and mid-sized companies for a number of reasons. For example, large-cap companies may be unable to respond quickly to new competitive challenges, such as changes in technology, and also may not be able to attain the high growth rate of successful smaller companies.
- **Natural Disaster/Epidemic Risk** — Natural or environmental disasters, such as earthquakes, fires, floods, hurricanes, tsunamis and other severe weather-related phenomena generally, and widespread disease, including pandemics and epidemics (for example, the novel coronavirus COVID-19), have been and can be highly disruptive to economies and markets and have recently led, and may continue to lead, to increased market volatility and significant market losses. Such natural disaster and health crises could exacerbate political, social, and economic risks, and result in significant breakdowns, delays, shutdowns, social isolation, and other disruptions to important global, local and regional supply chains affected, with potential corresponding results on the operating performance of the Fund and its investments. A climate of uncertainty and panic, including the contagion of infectious viruses or diseases, may adversely affect global, regional, and local economies and reduce the availability of potential investment opportunities, and increases the difficulty of performing due diligence and modeling market conditions, potentially reducing the accuracy of financial projections. Under these circumstances, the Fund may have difficulty achieving its investment objectives which may adversely impact Fund performance. Further, such events can be highly disruptive to economies and markets, significantly disrupt the operations of individual companies (including, but not limited to, the Fund’s investment advisor, third party service providers, and counterparties), sectors, industries, markets, securities and commodity exchanges, currencies, interest and inflation rates, credit ratings, investor sentiment, and other factors affecting the value of the Fund’s investments. These factors can cause substantial market volatility, exchange trading suspensions and closures, changes in the availability of and the margin requirements for certain instruments, and can impact the ability of the Fund to complete redemptions and otherwise affect Fund performance and Fund trading in the secondary market. A widespread crisis would also affect the global economy in ways that cannot necessarily be foreseen. How long such events will last and whether they will continue or

recur cannot be predicted. Impacts from these could have a significant impact on the Fund's performance, resulting in losses to your investment.

• **Risk that Current Assumptions and Expectations Could Become Outdated As a Result of Global Economic Shock** —

The onset of the novel coronavirus (COVID-19) has caused significant shocks to global financial markets and economies, with many governments taking extreme actions to slow and contain the spread of COVID-19. These actions have had, and likely will continue to have, a severe economic impact on global economies as economic activity in some instances has essentially ceased. Financial markets across the globe are experiencing severe distress at least equal to what was experienced during the global financial crisis in 2008. In March 2020, U.S. equity markets entered a bear market in the fastest such move in the history of U.S. financial markets. During much of 2020, the unemployment rate in the U.S. was extremely high by historical standards. It is not possible to predict when unemployment and market conditions will return to more normal levels. The global economic shocks being experienced as of the date hereof may cause the underlying assumptions and expectations of the Fund to become outdated quickly or inaccurate, resulting in significant losses.

- **Correlation Risk** — A number of factors may affect the Fund's ability to achieve a high degree of correlation with the Index, and there is no guarantee that the Fund will achieve a high degree of correlation. Failure to achieve a high degree of correlation may prevent the Fund from achieving its investment objective.

Factors that may adversely affect the Fund's correlation with the Index include fees, expenses, transaction costs, income items, valuation methodology, accounting standards and disruptions or illiquidity in the markets for the financial instruments in which the Fund invests. The Fund may not have investment exposure to all of the securities in the Index, or its weighting of investment exposure to securities may be different from that of the Index. In addition, the Fund may invest in securities not included in the Index. The Fund may take or refrain from taking positions in order to improve tax efficiency, comply with regulatory restrictions, or for other reasons, each of which may negatively affect the Fund's correlation with the Index. The Fund may also be subject to large movements of assets into and out of the Fund, potentially resulting in the Fund being over- or underexposed to the Index and may be impacted by Index reconstitutions and Index rebalancing events. Additionally, the Fund's underlying investments may trade on markets that may not be open on the same day as the Fund, which may cause a difference between the performance of the Fund and the performance of the Index on such day. Any of these factors could decrease correlation between the performance of the Fund and the Index and may hinder the Fund's ability to meet its investment objective.

- **Non-Diversification Risk** — The Fund is classified as "non-diversified" under the Investment Company Act of 1940, as amended ("1940 Act"). This means it has the ability to invest a relatively high percentage of its assets in the securities of a small number of issuers. This may increase the Fund's volatility and increase the risk that the Fund's performance will decline based on the performance of a single issuer.
- **Index Performance Risk** — The Index is maintained by a third party provider unaffiliated with the Fund or ProFund Advisors. There can be no guarantee or assurance that the methodology used by the third party provider to create the Index will result in the Fund achieving positive returns. Further, there can be no guarantee that the methodology underlying the Index or the daily calculation of the Index will be free from error. It is also possible that the value of the Index may be subject to intentional manipulation by third-party market participants. The Index used by the Fund may underperform other asset classes and may underperform other similar indices. Each of these factors could have a negative impact on the performance of the Fund.
- **Active Investor Risk** — The Fund permits short-term trading of its securities. A significant portion of assets invested in the Fund may come from professional money managers and investors who use the Fund as part of active trading or tactical asset allocation strategies. These strategies often call for frequent trading to take advantage of anticipated changes in market conditions, which could increase portfolio turnover and may result in additional costs for the Fund. In addition, large movements of assets into and out of the Fund may have a negative impact on the Fund's ability to achieve its investment objective or maintain a consistent level of operating expenses. In certain circumstances, the Fund's expense ratio may vary from current estimates or the historical ratio disclosed in this Prospectus.
- **Early Close/Late Close/Trading Halt Risk** — An exchange or market may close early, close late or issue trading halts on specific securities or financial instruments. As a result, the ability to trade certain securities or financial instruments may be restricted, which may result in the Fund being unable to trade those and other related financial instruments at all. In these circumstances, the Fund may be unable to rebalance its portfolio, may be unable to accurately price its investments and/or may incur substantial trading losses.
- **Liquidity Risk** — In certain circumstances, such as the disruption of the orderly markets for the financial instruments in which the Fund invests, the Fund might not be able to acquire or dispose of certain holdings quickly or at prices that represent true market value in the judgment of ProFund Advisors. Markets for the financial instruments in which the Fund invests may be disrupted by a number of events, including but not limited to economic crises, political crises, health crises, natural disasters, excessive volatility, new legislation, or regulatory changes inside or outside of the

U.S. For example, regulation limiting the ability of certain financial institutions to invest in certain financial instruments would likely reduce the liquidity of those instruments. These situations may prevent the Fund from limiting losses, realizing gains or achieving a high correlation with the Index.

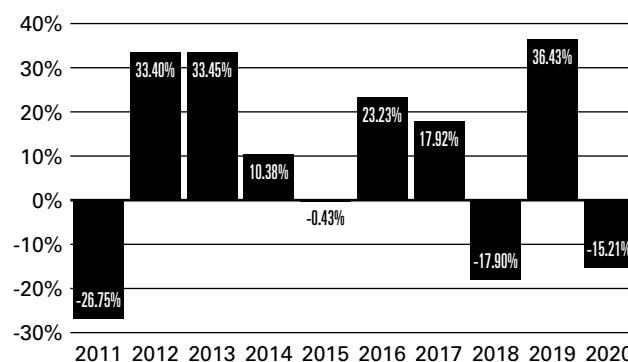
- **Portfolio Turnover Risk** — The Fund may incur high portfolio turnover to manage the Fund's investment exposure. Additionally, active trading of the Fund's shares may cause more frequent purchase and sales activities that could, in certain circumstances, increase the number of portfolio transactions. High levels of portfolio transactions increase brokerage and other transaction costs and may result in increased taxable capital gains. Each of these factors could have a negative impact on the performance of the Fund.
- **Tax Risk** — In order to qualify for the special tax treatment accorded a regulated investment company ("RIC") and its shareholders, the Fund must derive at least 90% of its gross income for each taxable year from "qualifying income," meet certain asset diversification tests at the end of each taxable quarter, and meet annual distribution requirements. The Fund's pursuit of its investment strategies will potentially be limited by the Fund's intention to qualify for such treatment and could adversely affect the Fund's ability to so qualify. The Fund can make certain investments, the treatment of which for these purposes is unclear. If, in any year, the Fund were to fail to qualify for the special tax treatment accorded a RIC and its shareholders, and were ineligible to or were not to cure such failure, the Fund would be taxed in the same manner as an ordinary corporation subject to U.S. federal income tax on all its income at the fund level. The resulting taxes could substantially reduce the Fund's net assets and the amount of income available for distribution. In addition, in order to requalify for taxation as a RIC, the Fund could be required to recognize unrealized gains, pay substantial taxes and interest, and make certain distributions. Please see the Statement of Additional Information for more information.
- **Valuation Risk** — In certain circumstances (e.g., if ProFund Advisors believes market quotations do not accurately reflect the fair value of an investment, or a trading halt closes an exchange or market early), ProFund Advisors may, in its sole discretion, choose to determine a fair value price as the basis for determining the market value of such investment for such day. The fair value of an investment determined by ProFund Advisors may be different from other value determinations of the same investment. Portfolio investments that are valued using techniques other than market quotations, including "fair valued" investments, may be subject to greater fluctuation in their value from one day to the next than would be the case if market quotations were used. In addition, there is no assurance that the Fund could sell a portfolio investment for the value established for it at any time, and it is possible that the Fund would incur a loss because a portfolio investment is sold at a discount to its established value.

Please see "Investment Objectives, Principal Investment Strategies and Related Risks" in the Fund's Prospectus for additional details.

## Investment Results

The bar chart below shows how the Fund's investment results have varied from year to year, and the table shows how the Fund's average annual total returns for various periods compare with different broad measures of market performance. This information provides some indication of the risks of investing in the Fund. The Fund's performance information reflects applicable fee waivers and/or expense limitations in effect during the period presented. Absent such fee waivers/expense limitations, if any, performance would have been lower. It does not reflect charges and fees associated with a separate account that invests in the Fund or any insurance contract for which it is an investment option. Charges and fees will reduce returns. Past results are not predictive of future results.

### Annual Returns as of December 31



Best Quarter (ended 12/31/2020): **33.46%**

Worst Quarter (ended 3/31/2020): **-41.30%**

The year-to-date return as of the most recent quarter, which ended March 31, 2021, was 23.90%.

### Average Annual Total Returns

As of December 31, 2020

	One Year	Five Years	Ten Years	Inception Date
ProFund VP Banks	-15.21%	6.65%	7.06%	5/1/2002
<b>S&amp;P 500<sup>®1</sup></b>	<b>18.40%</b>	<b>15.22%</b>	<b>13.88%</b>	
<b>Dow Jones U.S. Banks<sup>SM</sup> Index<sup>1</sup></b>	<b>-13.43%</b>	<b>8.59%</b>	<b>9.01%</b>	

1 Reflects no deduction for fees, expenses or taxes. Adjusted to reflect the reinvestment of dividends paid by issuers in the Index.

## Management

The Fund is advised by ProFund Advisors. Michael Neches, Senior Portfolio Manager, and Tarak Davé, Portfolio Manager, have jointly and primarily managed the Fund since October 2013 and March 2018, respectively.

### **Purchase and Sale of Fund Shares**

Shares are available for purchase by insurance company separate accounts to serve as an investment medium for variable insurance contracts, and by qualified pension and retirement plans, certain insurance companies, and ProFund Advisors. Investors do not contact the Fund directly to purchase or redeem shares. Please refer to the prospectus of the relevant separate account for information on the allocation of premiums and on transfers of accumulated value among sub-accounts of the separate accounts that invest in the Fund.

### **Tax Information**

The Fund normally distributes its net investment income and net realized capital gains, if any, to its shareholders. If you are a holder of a contract or policy that invests in the Fund through an insurance company separate account, then these distributions will generally not be taxable to you; please consult the prospectus or other information provided to you by the insurance company regarding the tax consequences of your contract or policy. If you are a holder of such a contract or policy, or if you are investing

through a pension or retirement plan that is a tax-advantaged arrangement, you may be taxed later upon distributions with respect to or from those contracts or arrangements. The Fund intends to distribute income, if any, and capital gains, if any, at least annually.

### **Payments to Insurance Companies and Other Financial Intermediaries**

The Fund or its distributor (and related companies) may pay insurance companies, which in turn may pay broker-dealers or other financial intermediaries (such as banks and insurance companies, or their related companies) for the sale and retention of variable contracts and/or policies which offer Fund shares. These payments may create a conflict of interest for a financial intermediary selling such variable contracts and/or policies, or may be a factor in the insurance company's decision to include the Fund as an investment option in its variable contract or policy. For more information, ask your financial advisor, visit your financial intermediary's website or consult the prospectus for the contract or policy.



## Investment Objective

ProFund VP Basic Materials (the “Fund”) seeks investment results, before fees and expenses, that track the performance of the Dow Jones U.S. Basic Materials<sup>SM</sup> Index (the “Index”).

## Fees and Expenses of the Fund

The table below describes the fees and expenses that you may pay if you buy, hold, and sell shares of the Fund. The expenses shown do not reflect charges or fees associated with insurance company separate accounts or insurance contracts, which would have the effect of increasing overall expenses. Annuity and policy holders should consult the prospectus for their contract or policy for more information about such charges and fees.

### Annual Fund Operating Expenses

(expenses that you pay each year as a percentage of the value of your investment)

Investment Advisory Fees	0.75%
Distribution and Service (12b-1) Fees	0.25%
Other Expenses	0.73%

### Total Annual Fund Operating Expenses Before Fee

**Waivers and Expense Reimbursements** 1.73%

Fee Waivers/Reimbursements<sup>1</sup> -0.05%

### Total Annual Fund Operating Expenses After Fee

**Waivers and Expense Reimbursements** 1.68%

<sup>1</sup> ProFund Advisors LLC (“ProFund Advisors”) has contractually agreed to waive Investment Advisory and Management Services Fees and to reimburse Other Expenses to the extent Total Annual Fund Operating Expenses Before Fee Waivers and Expense Reimbursements, as a percentage of average daily net assets, exceed 1.68% through April 30, 2022. After such date, the expense limitation may be terminated or revised by ProFund Advisors. Amounts waived or reimbursed in a particular contractual period may be recouped by ProFund Advisors within three years of the end of that contractual period, however, such recoupment will be limited to the lesser of any expense limitation in place at the time of recoupment or the expense limitation in place at the time of waiver or reimbursement.

**Example:** This example is intended to help you compare the cost of investing in the Fund with the cost of investing in other mutual funds.

The example assumes that you invest \$10,000 in the Fund for the time periods indicated and then redeem all of your shares at the end of each period. The example also assumes that your investment has a 5% return each year and that the Fund’s operating expenses remain the same, except that the fee waiver/expense reimbursement is assumed only to pertain to the first year. It does not reflect separate account or insurance contract fees or charges. If these charges were reflected, expenses would be higher. Although your actual costs may be higher or lower, based on these assumptions your approximate costs would be:

	1 Year	3 Years	5 Years	10 Years
ProFund VP Basic Materials	\$171	\$540	\$934	\$2,037

The Fund pays transaction and financing costs associated with the purchase and sale of securities. These costs are not reflected in the table or the example above.

## Portfolio Turnover

The Fund pays transaction costs, such as commissions, when it buys and sells securities (or “turns over” its portfolio). A higher portfolio turnover rate may indicate higher transaction costs. These costs, which are not reflected in the Annual Fund Operating Expenses or in the example above, affect the Fund’s performance. During the most recent fiscal year, the Fund’s annual portfolio turnover rate was 135% of the average value of its entire portfolio.

## Principal Investment Strategies

The Fund invests in securities that ProFund Advisors believes, in combination, should track the performance of the Index. The Index is constructed and maintained by S&P Dow Jones Indices LLC. The Index seeks to measure the performance of certain companies in the basic materials industry of the U.S. equity market. Component companies are involved in the production of aluminum, steel, non-ferrous metals, commodity chemicals, specialty chemicals, forest products, paper products, as well as the mining of precious metals and coal. The Index is published under the Bloomberg ticker symbol “DJUSBM.”

The Fund will invest principally in the financial instruments set forth below.

- **Equity Securities** — The Fund invests in common stock issued by public companies.

ProFund Advisors uses a mathematical approach to investing. Using this approach, ProFund Advisors determines the type, quantity and mix of investment positions that it believes, in combination, the Fund should hold to produce returns consistent with the Fund’s investment objective. The Fund may invest in or gain exposure to only a representative sample of the securities in the Index or to securities not contained in the Index or in financial instruments, with the intent of obtaining exposure with aggregate characteristics similar to those of the Index. In managing the assets of the Fund, ProFund Advisors does not invest the assets of the Fund in securities or financial instruments based on ProFund Advisors’ view of the investment merit of a particular security, instrument, or company, nor does it conduct conventional investment research or analysis or forecast market movement or trends. The Fund seeks to remain fully invested at all times in securities and/or financial instruments that, in combination, provide exposure to the returns of the Index without regard to market conditions, trends or direction.

The Fund will concentrate or focus its investments in a particular industry or group of industries to approximately the same extent the Index is so concentrated or focused. As of December 31, 2020, the Index was concentrated in the materials industry group.

Please see “Investment Objectives, Principal Investment Strategies and Related Risks” in the Fund’s Prospectus for additional details.

## Principal Risks

### You could lose money by investing in the Fund.

The principal risks described below are intended to provide information about the factors likely to have a significant adverse impact on the Fund’s returns and consequently the value of an investment in the Fund. The risks are presented in an order intended to facilitate readability and their order does not imply that the realization of one risk is more likely to occur than another risk or likely to have a greater adverse impact than another risk.

- **Materials Industry Risk** — The risks of investments in the industry include: adverse effects from commodity price volatility, exchange rates, import controls and increased competition; the possibility that production of industrial materials will exceed demand as a result of overbuilding or economic downturns, leading to poor investment returns; risk for environmental damage and product liability claims; and adverse effects from depletion of resources, technical progress, labor relations and government regulations.
- **Equity and Market Risk** — Equity markets are volatile, and the value of securities, swaps, futures and other instruments correlated with equity markets may fluctuate dramatically from day to day. Equity markets are subject to corporate, political, regulatory, market and economic developments, as well as developments that impact specific economic sectors, industries or segments of the market. Further, stocks in the Index may underperform other equity investments. Volatility in the markets and/or market developments may cause the value of an investment in the Fund to decrease over short or long periods of time.
- **Concentration and Focused Investing** — The Index may concentrate (i.e., composed of securities that represent 25 percent or more of the value of the Index) or focus (i.e., composed of securities that represent a substantial portion of its value, but less than 25 percent) in an industry or group of industries. The Fund will allocate its investments to approximately the same extent as the Index. As a result, the Fund may be subject to greater market fluctuations than a fund that is more broadly invested across industries. Financial, economic, business, regulatory conditions, and other developments affecting issuers in a particular industry or group of industries will have a greater effect on the Fund, and if securities of the particular industry or group of industries as a group fall out of favor, the Fund could underperform, or its net asset value may be more volatile than, funds that have greater industry diversification.
- **Large-Cap Company Investment Risk** — Although returns on investments in large-cap companies are often perceived as being less volatile than the returns of companies with smaller market capitalizations, the return on large-cap securities could trail the returns on investments in smaller and mid-sized

companies for a number of reasons. For example, large-cap companies may be unable to respond quickly to new competitive challenges, such as changes in technology, and also may not be able to attain the high growth rate of successful smaller companies.

- **Natural Disaster/Epidemic Risk** — Natural or environmental disasters, such as earthquakes, fires, floods, hurricanes, tsunamis and other severe weather-related phenomena generally, and widespread disease, including pandemics and epidemics (for example, the novel coronavirus COVID-19), have been and can be highly disruptive to economies and markets and have recently led, and may continue to lead, to increased market volatility and significant market losses. Such natural disaster and health crises could exacerbate political, social, and economic risks, and result in significant breakdowns, delays, shutdowns, social isolation, and other disruptions to important global, local and regional supply chains affected, with potential corresponding results on the operating performance of the Fund and its investments. A climate of uncertainty and panic, including the contagion of infectious viruses or diseases, may adversely affect global, regional, and local economies and reduce the availability of potential investment opportunities, and increases the difficulty of performing due diligence and modeling market conditions, potentially reducing the accuracy of financial projections. Under these circumstances, the Fund may have difficulty achieving its investment objectives which may adversely impact Fund performance. Further, such events can be highly disruptive to economies and markets, significantly disrupt the operations of individual companies (including, but not limited to, the Fund’s investment advisor, third party service providers, and counterparties), sectors, industries, markets, securities and commodity exchanges, currencies, interest and inflation rates, credit ratings, investor sentiment, and other factors affecting the value of the Fund’s investments. These factors can cause substantial market volatility, exchange trading suspensions and closures, changes in the availability of and the margin requirements for certain instruments, and can impact the ability of the Fund to complete redemptions and otherwise affect Fund performance and Fund trading in the secondary market. A widespread crisis would also affect the global economy in ways that cannot necessarily be foreseen. How long such events will last and whether they will continue or recur cannot be predicted. Impacts from these could have a significant impact on the Fund’s performance, resulting in losses to your investment.
- **Risk that Current Assumptions and Expectations Could Become Outdated As a Result of Global Economic Shock** — The onset of the novel coronavirus (COVID-19) has caused significant shocks to global financial markets and economies, with many governments taking extreme actions to slow and contain the spread of COVID-19. These actions have had, and likely will continue to have, a severe economic impact on global economies as economic activity in some instances has

essentially ceased. Financial markets across the globe are experiencing severe distress at least equal to what was experienced during the global financial crisis in 2008. In March 2020, U.S. equity markets entered a bear market in the fastest such move in the history of U.S. financial markets. During much of 2020, the unemployment rate in the U.S. was extremely high by historical standards. It is not possible to predict when unemployment and market conditions will return to more normal levels. The global economic shocks being experienced as of the date hereof may cause the underlying assumptions and expectations of the Fund to become outdated quickly or inaccurate, resulting in significant losses.

- **Correlation Risk** — A number of factors may affect the Fund's ability to achieve a high degree of correlation with the Index, and there is no guarantee that the Fund will achieve a high degree of correlation. Failure to achieve a high degree of correlation may prevent the Fund from achieving its investment objective.

Factors that may adversely affect the Fund's correlation with the Index include fees, expenses, transaction costs, income items, valuation methodology, accounting standards and disruptions or illiquidity in the markets for the financial instruments in which the Fund invests. The Fund may not have investment exposure to all of the securities in the Index, or its weighting of investment exposure to securities may be different from that of the Index. In addition, the Fund may invest in securities not included in the Index. The Fund may take or refrain from taking positions in order to improve tax efficiency, comply with regulatory restrictions, or for other reasons, each of which may negatively affect the Fund's correlation with the Index. The Fund may also be subject to large movements of assets into and out of the Fund, potentially resulting in the Fund being over- or underexposed to the Index and may be impacted by Index reconstitutions and Index rebalancing events. Additionally, the Fund's underlying investments may trade on markets that may not be open on the same day as the Fund, which may cause a difference between the performance of the Fund and the performance of the Index on such day. Any of these factors could decrease correlation between the performance of the Fund and the Index and may hinder the Fund's ability to meet its investment objective.

- **Non-Diversification Risk** — The Fund is classified as "non-diversified" under the Investment Company Act of 1940, as amended ("1940 Act"). This means it has the ability to invest a relatively high percentage of its assets in the securities of a small number of issuers. This may increase the Fund's volatility and increase the risk that the Fund's performance will decline based on the performance of a single issuer.
- **Index Performance Risk** — The Index is maintained by a third party provider unaffiliated with the Fund or ProFund Advisors. There can be no guarantee or assurance that the methodology used by the third party provider to create the

Index will result in the Fund achieving positive returns. Further, there can be no guarantee that the methodology underlying the Index or the daily calculation of the Index will be free from error. It is also possible that the value of the Index may be subject to intentional manipulation by third-party market participants. The Index used by the Fund may underperform other asset classes and may underperform other similar indices. Each of these factors could have a negative impact on the performance of the Fund.

- **Active Investor Risk** — The Fund permits short-term trading of its securities. A significant portion of assets invested in the Fund may come from professional money managers and investors who use the Fund as part of active trading or tactical asset allocation strategies. These strategies often call for frequent trading to take advantage of anticipated changes in market conditions, which could increase portfolio turnover and may result in additional costs for the Fund. In addition, large movements of assets into and out of the Fund may have a negative impact on the Fund's ability to achieve its investment objective or maintain a consistent level of operating expenses. In certain circumstances, the Fund's expense ratio may vary from current estimates or the historical ratio disclosed in this Prospectus.
- **Early Close/Late Close/Trading Halt Risk** — An exchange or market may close early, close late or issue trading halts on specific securities or financial instruments. As a result, the ability to trade certain securities or financial instruments may be restricted, which may result in the Fund being unable to trade those and other related financial instruments at all. In these circumstances, the Fund may be unable to rebalance its portfolio, may be unable to accurately price its investments and/or may incur substantial trading losses.
- **Liquidity Risk** — In certain circumstances, such as the disruption of the orderly markets for the financial instruments in which the Fund invests, the Fund might not be able to acquire or dispose of certain holdings quickly or at prices that represent true market value in the judgment of ProFund Advisors. Markets for the financial instruments in which the Fund invests may be disrupted by a number of events, including but not limited to economic crises, political crises, health crises, natural disasters, excessive volatility, new legislation, or regulatory changes inside or outside of the U.S. For example, regulation limiting the ability of certain financial institutions to invest in certain financial instruments would likely reduce the liquidity of those instruments. These situations may prevent the Fund from limiting losses, realizing gains or achieving a high correlation with the Index.
- **Portfolio Turnover Risk** — The Fund may incur high portfolio turnover to manage the Fund's investment exposure. Additionally, active trading of the Fund's shares may cause more frequent purchase and sales activities that could, in certain circumstances, increase the number of portfolio transactions. High levels of portfolio transactions increase brokerage and other transaction costs and may result in

increased taxable capital gains. Each of these factors could have a negative impact on the performance of the Fund.

- **Tax Risk** — In order to qualify for the special tax treatment accorded a regulated investment company (“RIC”) and its shareholders, the Fund must derive at least 90% of its gross income for each taxable year from “qualifying income,” meet certain asset diversification tests at the end of each taxable quarter, and meet annual distribution requirements. The Fund’s pursuit of its investment strategies will potentially be limited by the Fund’s intention to qualify for such treatment and could adversely affect the Fund’s ability to so qualify. The Fund can make certain investments, the treatment of which for these purposes is unclear. If, in any year, the Fund were to fail to qualify for the special tax treatment accorded a RIC and its shareholders, and were ineligible to or were not to cure such failure, the Fund would be taxed in the same manner as an ordinary corporation subject to U.S. federal income tax on all its income at the fund level. The resulting taxes could substantially reduce the Fund’s net assets and the amount of income available for distribution. In addition, in order to requalify for taxation as a RIC, the Fund could be required to recognize unrealized gains, pay substantial taxes and interest, and make certain distributions. Please see the Statement of Additional Information for more information.

- **Valuation Risk** — In certain circumstances (e.g., if ProFund Advisors believes market quotations do not accurately reflect the fair value of an investment, or a trading halt closes an exchange or market early), ProFund Advisors may, in its sole discretion, choose to determine a fair value price as the basis for determining the market value of such investment for such day. The fair value of an investment determined by ProFund Advisors may be different from other value determinations of the same investment. Portfolio investments that are valued using techniques other than market quotations, including “fair valued” investments, may be subject to greater fluctuation in their value from one day to the next than would be the case if market quotations were used. In addition, there is no assurance that the Fund could sell a portfolio investment for the value established for it at any time, and it is possible that the Fund would incur a loss because a portfolio investment is sold at a discount to its established value.

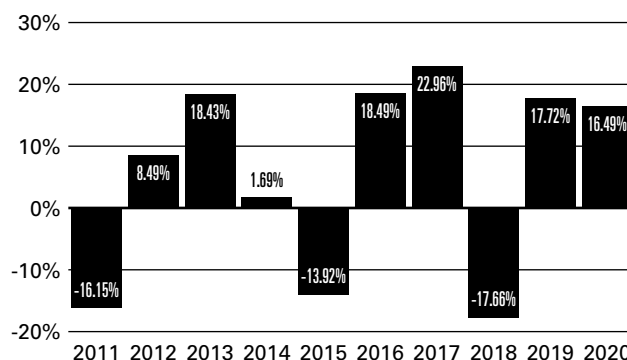
Please see “Investment Objectives, Principal Investment Strategies and Related Risks” in the Fund’s Prospectus for additional details.

## Investment Results

The bar chart below shows how the Fund’s investment results have varied from year to year, and the table shows how the Fund’s average annual total returns for various periods compare with different broad measures of market performance. This information provides some indication of the risks of investing in the Fund. The Fund’s performance information reflects applicable fee waivers and/or expense limitations in effect during the period presented. Absent such fee waivers/expense limitations, if any, performance would have been lower. It does not reflect charges and fees associated with a separate account

that invests in the Fund or any insurance contract for which it is an investment option. Charges and fees will reduce returns. Past results are not predictive of future results.

### Annual Returns as of December 31



Best Quarter (ended 6/30/2020): **29.24%**

Worst Quarter (ended 3/31/2020): **-29.24%**

The year-to-date return as of the most recent quarter, which ended March 31, 2021, was 10.64%.

### Average Annual Total Returns

As of December 31, 2020

	One Year	Five Years	Ten Years	Inception Date
ProFund VP Basic Materials	16.49%	10.47%	4.49%	5/1/2002
<b>S&amp;P 500<sup>®1</sup></b>	<b>18.40%</b>	<b>15.22%</b>	<b>13.88%</b>	
<b>Dow Jones U.S. Basic Materials<sup>SM</sup> Index<sup>1</sup></b>	<b>18.32%</b>	<b>12.31%</b>	<b>6.26%</b>	

<sup>1</sup> Reflects no deduction for fees, expenses or taxes. Adjusted to reflect the reinvestment of dividends paid by issuers in the Index.

## Management

The Fund is advised by ProFund Advisors. Michael Neches, Senior Portfolio Manager, and Tarak Davé, Portfolio Manager, have jointly and primarily managed the Fund since October 2013 and March 2018, respectively.

## Purchase and Sale of Fund Shares

Shares are available for purchase by insurance company separate accounts to serve as an investment medium for variable insurance contracts, and by qualified pension and retirement plans, certain insurance companies, and ProFund Advisors. Investors do not contact the Fund directly to purchase or redeem shares. Please refer to the prospectus of the relevant separate account for information on the allocation of premiums and on transfers of accumulated value among sub-accounts of the separate accounts that invest in the Fund.

## Tax Information

The Fund normally distributes its net investment income and net realized capital gains, if any, to its shareholders. If you are a holder of a contract or policy that invests in the Fund through an insurance company separate account, then these distributions

will generally not be taxable to you; please consult the prospectus or other information provided to you by the insurance company regarding the tax consequences of your contract or policy. If you are a holder of such a contract or policy, or if you are investing through a pension or retirement plan that is a tax-advantaged arrangement, you may be taxed later upon distributions with respect to or from those contracts or arrangements. The Fund intends to distribute income, if any, and capital gains, if any, at least annually.

### **Payments to Insurance Companies and Other Financial Intermediaries**

The Fund or its distributor (and related companies) may pay insurance companies, which in turn may pay broker-dealers or

other financial intermediaries (such as banks and insurance companies, or their related companies) for the sale and retention of variable contracts and/or policies which offer Fund shares. These payments may create a conflict of interest for a financial intermediary selling such variable contracts and/or policies, or may be a factor in the insurance company's decision to include the Fund as an investment option in its variable contract or policy. For more information, ask your financial advisor, visit your financial intermediary's website or consult the prospectus for the contract or policy.



## Important Information About the Fund

ProFund VP Bear (the “Fund”) seeks daily investment results, before fees and expenses, that correspond to the inverse (-1x) of the return of the S&P 500<sup>®</sup> Index (the “Index”) **for a single day**, not for any other period. A “single day” is measured from the time the Fund calculates its net asset value (“NAV”) to the time of the Fund’s next NAV calculation. **The return of the Fund for periods longer than a single day will be the result of its return for each day compounded over the period. The Fund’s returns for periods longer than a single day will very likely differ in amount, and possibly even direction, from the Fund’s stated multiple (-1x) times the return of the Index for the same period. For periods longer than a single day, the Fund will lose money if the Index’s performance is flat, and it is possible that the Fund will lose money even if the level of the Index falls.** Longer holding periods, higher Index volatility, and greater inverse exposure each exacerbate the impact of compounding on an investor’s returns. During periods of higher Index volatility, the volatility of the Index may affect the Fund’s return as much as or more than the return of the Index.

**The Fund presents different risks than other types of funds. The Fund may not be suitable for all investors and should be used only by knowledgeable investors who understand the consequences of seeking daily inverse (-1x) investment results, including the impact of compounding on Fund performance. Investors in the Fund should actively manage and monitor their investments, as frequently as daily. An investor in the Fund could potentially lose the full principal value of their investment within a single day.**

## Investment Objective

The Fund seeks daily investment results, before fees and expenses, that correspond to the inverse (-1x) of the daily performance of the Index. **The Fund does not seek to achieve its stated investment objective over a period of time greater than a single day.**

## Fees and Expenses of the Fund

The table below describes the fees and expenses that you may pay if you buy, hold, and sell shares of the Fund. The expenses shown do not reflect charges or fees associated with insurance company separate accounts or insurance contracts, which would have the effect of increasing overall expenses. Annuity and policy holders should consult the prospectus for their contract or policy for more information about such charges and fees.

## Annual Fund Operating Expenses

(expenses that you pay each year as a percentage of the value of your investment)

Investment Advisory Fees	0.75%
Distribution and Service (12b-1) Fees	0.25%
Other Expenses	0.79%

## Total Annual Fund Operating Expenses Before Fee

Waivers and Expense Reimbursements	1.79%
Fee Waivers/Reimbursements <sup>1</sup>	-0.11%

## Total Annual Fund Operating Expenses After Fee

Waivers and Expense Reimbursements	<b>1.68%</b>
------------------------------------	--------------

1 ProFund Advisors LLC (“ProFund Advisors”) has contractually agreed to waive Investment Advisory and Management Services Fees and to reimburse Other Expenses to the extent Total Annual Fund Operating Expenses Before Fee Waivers and Expense Reimbursements, as a percentage of average daily net assets, exceed 1.68% through April 30, 2022. After such date, the expense limitation may be terminated or revised by ProFund Advisors. Amounts waived or reimbursed in a particular contractual period may be recouped by ProFund Advisors within three years of the end of that contractual period, however, such recoupment will be limited to the lesser of any expense limitation in place at the time of recoupment or the expense limitation in place at the time of waiver or reimbursement.

**Example:** This example is intended to help you compare the cost of investing in the Fund with the cost of investing in other mutual funds.

The example assumes that you invest \$10,000 in the Fund for the time periods indicated and then redeem all of your shares at the end of each period. The example also assumes that your investment has a 5% return each year and that the Fund’s operating expenses remain the same, except that the fee waiver/expense reimbursement is assumed only to pertain to the first year. It does not reflect separate account or insurance contract fees or charges. If these charges were reflected, expenses would be higher. Although your actual costs may be higher or lower, based on these assumptions your approximate costs would be:

	1Year	3Years	5Years	10Years
ProFund VP Bear	\$171	\$553	\$959	\$2,096

The Fund pays transaction and financing costs associated with the purchase and sale of securities and derivatives. These costs are not reflected in the table or the example above.



## Portfolio Turnover

The Fund pays transaction costs, such as commissions, when it buys and sells securities (or “turns over” its portfolio). A higher portfolio turnover rate may indicate higher transaction costs. These costs, which are not reflected in the Annual Fund Operating Expenses or in the example above, affect the Fund’s performance. During the most recent fiscal year, the Fund’s annual portfolio turnover rate was 0% of the average value of its entire portfolio. This portfolio turnover rate is calculated without regard to cash instruments or derivatives transactions. If such transactions were included, the Fund’s portfolio turnover rate would be significantly higher.

## Principal Investment Strategies

The Fund invests in financial instruments that ProFund Advisors believes, in combination, should produce daily returns consistent with the Fund’s investment objective. The Index is constructed and maintained by S&P Dow Jones Indices LLC. The Index is a measure of large-cap U.S. stock market performance. It is a float-adjusted, market capitalization-weighted index of 500 U.S. operating companies and real estate investment trusts selected through a process that factors in criteria such as liquidity, price, market capitalization and financial viability. The Index is published under the Bloomberg ticker symbol “SPX.”

The Fund will invest principally in the financial instruments set forth below. The Fund expects that its cash balances maintained in connection with the use of financial instruments will typically be held in money market instruments.

- **Derivatives** — The Fund invests in derivatives, which are financial instruments whose value is derived from the value of an underlying asset or assets, such as stocks, bonds, funds (including exchange-traded funds (“ETFs”)), interest rates or indexes. The Fund invests in derivatives as a substitute for directly shorting stocks in order to seek returns for a single day that are inverse (-1x) to the returns of the Index for that day. These derivatives principally include:

- **Swap Agreements** — Contracts entered into primarily with major global financial institutions for a specified period ranging from a day to more than one year. In a standard “swap” transaction, two parties agree to exchange the return (or differentials in rates of return) earned or realized on particular predetermined investments or instruments. The gross return to be exchanged or “swapped” between the parties is calculated with respect to a “notional amount,” e.g., the return on or change in value of a particular dollar amount invested in a “basket” of securities or an ETF representing a particular index.
- **Futures Contracts** — Standardized contracts traded on, or subject to the rules of, an exchange that call for the future delivery of a specified quantity and type of asset at a specified time and place or, alternatively, may call for cash settlement.

- **Money Market Instruments** — The Fund invests in short-term cash instruments that have a remaining maturity of 397 days or less and exhibit high quality credit profiles, for example:

- **U.S. Treasury Bills** — U.S. government securities that have initial maturities of one year or less, and are supported by the full faith and credit of the U.S. government.
- **Repurchase Agreements** — Contracts in which a seller of securities, usually U.S. government securities or other money market instruments, agrees to buy the securities back at a specified time and price. Repurchase agreements are primarily used by the Fund as a short-term investment vehicle for cash positions.

ProFund Advisors uses a mathematical approach to investing. Using this approach, ProFund Advisors determines the type, quantity and mix of investment positions that it believes, in combination, the Fund should hold to produce daily returns consistent with the daily Fund’s investment objective. The Fund may gain inverse exposure to only a representative sample of the securities in the Index or to securities not contained in the Index or in financial instruments, with the intent of obtaining exposure with aggregate characteristics similar to those of the inverse of the single day returns of the Index. In managing the assets of the Fund, ProFund Advisors does not invest the assets of the Fund in securities or financial instruments based on ProFund Advisors’ view of the investment merit of a particular security, instrument, or company, nor does it conduct conventional investment research or analysis or forecast market movement or trends. The Fund seeks to remain fully invested at all times in securities and/or financial instruments that, in combination, provide inverse exposure to the single day returns of the Index, consistent with its investment objective, without regard to market conditions, trends or direction. The Fund seeks investment results for a single day only, measured as the time the Fund calculates its NAV to the next time the Fund calculates its NAV, and not for any other period.

The Fund seeks to engage in daily rebalancing to position its portfolio so that its exposure to the Index is consistent with the Fund’s daily investment objective. The time and manner in which the Fund rebalances its portfolio may vary from day to day at the discretion of ProFund Advisors, depending on market conditions and other circumstances. The Index’s movements during the day will affect whether the Fund’s portfolio needs to be rebalanced. For example, if the Index has risen on a given day, net assets of the Fund should fall (assuming there were no shares issued). As a result, the Fund’s inverse exposure will need to be decreased. Conversely, if the Index has fallen on a given day, net assets of the Fund should rise (assuming there were no share redemptions). As a result, the Fund’s inverse exposure will need to be increased.

**Daily rebalancing and the compounding of each day's return over time means that the return of the Fund for a period longer than a single day will be the result of each day's returns compounded over the period, which will very likely differ in amount, and possibly even direction, from the inverse (-1x) of the return of the Index for the same period. The Fund will lose money if the Index's performance is flat over time, and the Fund can lose money regardless of the performance of the Index, as a result of daily rebalancing, the Index's volatility, compounding of each day's return and other factors. See "Principal Risks" below.**

The Fund will concentrate or focus its investments in a particular industry or group of industries to approximately the same extent the Index is so concentrated or focused. As of December 31, 2020, the Index was concentrated in the information technology industry group.

Please see "Investment Objectives, Principal Investment Strategies and Related Risks" in the Fund's Prospectus for additional details.

## Principal Risks

**You may lose the full principal value of your investment within a single day.**

The principal risks described below are intended to provide information about the factors likely to have a significant adverse impact on the Fund's returns and consequently the value of an investment in the Fund. The risks are presented in an order intended to facilitate readability and their order does not imply that the realization of one risk is more likely to occur than another risk or likely to have a greater adverse impact than another risk. While the realization of certain of the risks described herein may benefit the Fund because the Fund seeks daily investment results, before fees and expenses, that correspond to the inverse (-1x) of the daily return of the Index, such occurrences may introduce more volatility to the Fund, which could have a significant negative impact on Fund performance.

- **Risks Associated with the Use of Derivatives** — Investing in derivatives may be considered aggressive and may expose the Fund to greater risks and may result in larger losses or smaller gains than investing directly in the reference asset(s) underlying those derivatives. These risks include counterparty risk, liquidity risk and increased correlation risk. When the Fund uses derivatives, there may be imperfect correlation between the value of the reference asset(s) underlying the derivative (e.g., the Index) and the derivative, which may prevent the Fund from achieving its investment objective. Because derivatives often require only a limited initial investment, the use of derivatives also may expose the Fund to losses in excess of those amounts initially invested. The Fund may use a combination of swaps on the Index and swaps on an ETF that is designed to track the performance of the Index.

The performance of an ETF may not track the performance of the Index due to embedded costs and other factors. Thus, to the extent the Fund invests in swaps that use an ETF as the reference asset, the Fund may be subject to greater correlation risk and may not achieve as high a degree of correlation with the Index as it would if the Fund only used swaps on the Index. Moreover, with respect to the use of swap agreements, if the Index has a dramatic intraday move that causes a material decline in the Fund's net assets, the terms of a swap agreement between the Fund and its counterparty may permit the counterparty to immediately close out the transaction with the Fund. In that event, the Fund may be unable to enter into another swap agreement or invest in other derivatives to achieve the desired exposure consistent with the Fund's investment objective. This, in turn, may prevent the Fund from achieving its investment objective, even if the Index reverses all or a portion of its intraday move by the end of the day. As a result, the value of an investment in the Fund may change quickly and without warning. Any costs associated with using derivatives will also have the effect of lowering the Fund's return.

- **Leverage Risk** — Leverage increases the risk of a total loss of an investor's investment, may increase the volatility of the Fund, and may magnify any differences between the performance of the Fund and the Index.
- **Compounding Risk** — The Fund has a single day investment objective, and the Fund's performance for any other period is the result of its return for each day compounded over the period. The performance of the Fund for periods longer than a single day will very likely differ in amount, and possibly even direction, from the inverse (-1x) of the daily return of the Index for the same period, before accounting for fees and expenses. Compounding affects all investments, but has a more significant impact on an inverse fund. This effect becomes more pronounced as Index volatility and holding periods increase. Fund performance for a period longer than a single day can be estimated given any set of assumptions for the following factors: (a) Index volatility; (b) Index performance; (c) period of time; (d) financing rates associated with inverse exposure; (e) other Fund expenses; and (f) dividends or interest paid with respect to securities in the Index. The chart below illustrates the impact of two principal factors — Index volatility and Index performance — on Fund performance. The chart shows estimated Fund returns for a number of combinations of Index volatility and Index performance over a one-year period. Actual volatility, Index and Fund performance may differ significantly from the chart below. Performance shown in the chart assumes: (a) no dividends paid with respect to securities included in the Index; (b) no Fund expenses; and (c) borrowing/lending rates (to obtain inverse exposure) of zero percent. If Fund

expenses and/or actual borrowing/lending rates were reflected, the Fund's performance would be different than shown.

Areas shaded darker represent those scenarios where the Fund can be expected to return less than the inverse (-1x) of the performance of the Index.

Estimated Fund Returns						
Index Performance		One Year Volatility Rate				
One Year Index	Inverse (-1x) of the One Year Index	10%	25%	50%	75%	100%
-60%	60%	147.5%	134.9%	94.7%	42.4%	-8.0%
-50%	50%	98.0%	87.9%	55.8%	14.0%	-26.4%
-40%	40%	65.0%	56.6%	29.8%	-5.0%	-38.7%
-30%	30%	41.4%	34.2%	11.3%	-18.6%	-47.4%
-20%	20%	23.8%	17.4%	-2.6%	-28.8%	-54.0%
-10%	10%	10.0%	4.4%	-13.5%	-36.7%	-59.1%
0%	0%	-1.0%	-6.1%	-22.1%	-43.0%	-63.2%
10%	-10%	-10.0%	-14.6%	-29.2%	-48.2%	-66.6%
20%	-20%	-17.5%	-21.7%	-35.1%	-52.5%	-69.3%
30%	-30%	-23.8%	-27.7%	-40.1%	-56.2%	-71.7%
40%	-40%	-29.3%	-32.9%	-44.4%	-59.3%	-73.7%
50%	-50%	-34.0%	-37.4%	-48.1%	-62.0%	-75.5%
60%	-60%	-38.1%	-41.3%	-51.3%	-64.4%	-77.0%

The foregoing table is intended to isolate the effect of Index volatility and Index performance on the return of the Fund and is not a representation of actual returns. For example, the Fund may incorrectly be expected to achieve a -20% return on a yearly basis if the Index return were 20%, absent the effects of compounding. As the table shows, with Index volatility of 50%, the Fund could be expected to return -35.1% under such a scenario. The Fund's actual returns may be significantly better or worse than the returns shown above as a result of any of the factors discussed above or in "Principal Risks — Correlation Risk" below.

The Index's annualized historical volatility rate for the five-year period ended December 31, 2020 was 19.34%. The Index's highest December to December volatility rate during the five-year period was 34.69% (December 31, 2020). The Index's annualized total return performance for the five-year period ended December 31, 2020 was 15.22%. Historical Index volatility and performance are not indications of what the Index volatility and performance will be in the future. The volatility of U.S. exchange-traded securities or instruments that reflect the value of the Index may differ from the volatility of the Index.

**For additional graphs and charts demonstrating the effects of Index volatility and Index performance on the long-term performance of the Fund, see "Understanding the Risks and Long-Term Performance of Daily Objective Funds — The Impact of Compounding" in the Fund's**

### **Prospectus and "Special Note Regarding the Correlation Risks of Geared Funds" in the Fund's Statement of Additional Information.**

- **Correlation Risk** — A number of factors may affect the Fund's ability to achieve a high degree of inverse correlation with the Index, and there is no guarantee that the Fund will achieve a high degree of inverse correlation. Failure to achieve a high degree of inverse correlation may prevent the Fund from achieving its investment objective, and the percentage change of the Fund's NAV each day may differ, perhaps significantly in amount, and possibly even direction, from the inverse (-1x) of the percentage change of the Index on such day.

In order to achieve a high degree of inverse correlation with the Index, the Fund seeks to rebalance its portfolio daily to keep exposure consistent with its investment objective. Being materially under- or overexposed to the Index may prevent the Fund from achieving a high degree of inverse correlation with the Index and may expose the Fund to greater leverage risk. Market disruptions or closure, regulatory restrictions, market volatility, illiquidity in the markets for the financial instruments in which the Fund invests, and other factors will adversely affect the Fund's ability to adjust exposure to requisite levels. The target amount of portfolio exposure is impacted dynamically by the Index's movements, including intraday movements. Because of this, it is unlikely that the Fund will have perfect inverse (-1x) exposure during the day or at the end of each day and the likelihood of being materially under- or overexposed is higher on days when the Index is volatile, particularly when the Index is volatile at or near the close of the trading day.

A number of other factors may also adversely affect the Fund's inverse correlation with the Index, including fees, expenses, transaction costs, financing costs associated with the use of derivatives, income items, valuation methodology, accounting standards and disruptions or illiquidity in the markets for the securities or financial instruments in which the Fund invests. The Fund may not have investment exposure to all of the securities in the Index, or its weighting of investment exposure to securities may be different from that of the Index. In addition, the Fund may invest in securities not included in the Index. The Fund may take or refrain from taking positions in order to improve tax efficiency, comply with regulatory restrictions, or for other reasons, each of which may negatively affect the Fund's correlation with the Index. The Fund may also be subject to large movements of assets into and out of the Fund, potentially resulting in the Fund being under- or overexposed to the Index and may be impacted by Index reconstitutions and Index rebalancing events. Additionally, the Fund's underlying investments and/or reference assets may trade on markets that may not be open on the same day as the Fund, which may cause a difference between the changes in the daily performance of the Fund and

changes in the level of the Index. Any of these factors could decrease correlation between the performance of the Fund and the Index and may hinder the Fund's ability to meet its daily investment objective on or around that day.

- **Rebalancing Risk** — If for any reason the Fund is unable to rebalance all or a portion of its portfolio, or if all or a portion of the portfolio is rebalanced incorrectly, the Fund's investment exposure may not be consistent with the Fund's investment objective. In these instances, the Fund may have investment exposure to the Index that is significantly greater or less than its stated multiple. As a result, the Fund may be more exposed to leverage risk than if it had been properly rebalanced and may not achieve its investment objective.
- **Counterparty Risk** — Investing in derivatives and repurchase agreements involves entering into contracts with third parties (i.e., counterparties). The use of derivatives involves risks that are different from those associated with ordinary portfolio securities transactions. The Fund will be subject to credit risk (i.e., the risk that a counterparty is or is perceived to be unwilling or unable to make timely payments or otherwise meet its contractual obligations) with respect to the amount it expects to receive from counterparties to derivatives and repurchase agreements entered into by the Fund. If a counterparty becomes bankrupt or fails to perform its obligations, or if any collateral posted by the counterparty for the benefit of the Fund is insufficient or there are delays in the Fund's ability to access such collateral, the value of an investment in the Fund may decline.
- **Short Sale Exposure Risk** — The Fund may seek inverse or "short" exposure through financial instruments, which would cause the Fund to be exposed to certain risks associated with selling short. These risks include, under certain market conditions, an increase in the volatility and decrease in the liquidity of the instruments underlying the short position, which may lower the Fund's return, result in a loss, have the effect of limiting the Fund's ability to obtain inverse exposure through financial instruments, or require the Fund to seek inverse exposure through alternative investment strategies that may be less desirable or more costly to implement. To the extent that, at any particular point in time, the instruments underlying the short position may be thinly traded or have a limited market, including due to regulatory action, the Fund may be unable to meet its investment objective due to a lack of available securities or counterparties. During such periods, the Fund's ability to issue additional shares may be adversely affected. Obtaining inverse exposure through these instruments may be considered an aggressive investment technique. Any income, dividends or payments by the assets underlying the Fund's short positions will negatively impact the Fund.
- **Inverse Correlation Risk** — Investors will lose money when the Index rises — a result that is the opposite from traditional funds. A single day or intraday increase in the level of the Index approaching 100% may result in the total loss or almost

total loss of an investor's investment, even if the Index subsequently moves lower.

- **Equity and Market Risk** — Equity markets are volatile, and the value of securities, swaps, futures and other instruments correlated with equity markets may fluctuate dramatically from day to day. Equity markets are subject to corporate, political, regulatory, market and economic developments, as well as developments that impact specific economic sectors, industries or segments of the market. Further, stocks in the Index may underperform other equity investments. Volatility in the markets and/or market developments may cause the value of an investment in the Fund to decrease over short or long periods of time. As a fund seeking daily investment results, before fees and expenses, that correspond to the inverse (-1x) of the daily return of the Index, the value of an investment in the Fund is expected to decline when market conditions cause the level of the Index to rise.
- **Concentration and Focused Investing** — The Index may concentrate (i.e., composed of securities that represent 25 percent or more of the value of the Index) or focus (i.e., composed of securities that represent a substantial portion of its value, but less than 25 percent) in an industry or group of industries. The Fund will allocate its investments to approximately the same extent as the Index. As a result, the Fund may be subject to greater market fluctuations than a fund that is more broadly invested across industries. Financial, economic, business, regulatory conditions, and other developments affecting issuers in a particular industry or group of industries will have a greater effect on the Fund, and if securities of the particular industry or group of industries as a group fall out of favor, the Fund could underperform, or its net asset value may be more volatile than, funds that have greater industry diversification.
- **Exposure to Large-Cap Company Investment Risk** — Although returns on investments in large-cap companies are often perceived as being less volatile than the returns of companies with smaller market capitalizations, the return on large-cap securities could trail the returns on investments in smaller and mid-sized companies for a number of reasons. For example, large-cap companies may be unable to respond quickly to new competitive challenges, such as changes in technology, and also may not be able to attain the high growth rate of successful smaller companies.
- **Natural Disaster/Epidemic Risk** — Natural or environmental disasters, such as earthquakes, fires, floods, hurricanes, tsunamis and other severe weather-related phenomena generally, and widespread disease, including pandemics and epidemics (for example, the novel coronavirus COVID-19), have been and can be highly disruptive to economies and markets and have recently led, and may continue to lead, to increased market volatility and significant market losses. Such natural disaster and health crises could exacerbate political, social, and economic risks, and result in significant breakdowns, delays, shutdowns, social isolation,



and other disruptions to important global, local and regional supply chains affected, with potential corresponding results on the operating performance of the Fund and its investments. A climate of uncertainty and panic, including the contagion of infectious viruses or diseases, may adversely affect global, regional, and local economies and reduce the availability of potential investment opportunities, and increases the difficulty of performing due diligence and modeling market conditions, potentially reducing the accuracy of financial projections. Under these circumstances, the Fund may have difficulty achieving its investment objectives which may adversely impact Fund performance. Further, such events can be highly disruptive to economies and markets, significantly disrupt the operations of individual companies (including, but not limited to, the Fund's investment advisor, third party service providers, and counterparties), sectors, industries, markets, securities and commodity exchanges, currencies, interest and inflation rates, credit ratings, investor sentiment, and other factors affecting the value of the Fund's investments. These factors can cause substantial market volatility, exchange trading suspensions and closures, changes in the availability of and the margin requirements for certain instruments, and can impact the ability of the Fund to complete redemptions and otherwise affect Fund performance and Fund trading in the secondary market. A widespread crisis would also affect the global economy in ways that cannot necessarily be foreseen. How long such events will last and whether they will continue or recur cannot be predicted. Impacts from these could have a significant impact on the Fund's performance, resulting in losses to your investment.

• **Risk that Current Assumptions and Expectations Could Become Outdated As a Result of Global Economic Shock** —

The onset of the novel coronavirus (COVID-19) has caused significant shocks to global financial markets and economies, with many governments taking extreme actions to slow and contain the spread of COVID-19. These actions have had, and likely will continue to have, a severe economic impact on global economies as economic activity in some instances has essentially ceased. Financial markets across the globe are experiencing severe distress at least equal to what was experienced during the global financial crisis in 2008. In March 2020, U.S. equity markets entered a bear market in the fastest such move in the history of U.S. financial markets. During much of 2020, the unemployment rate in the U.S. was extremely high by historical standards. It is not possible to predict when unemployment and market conditions will return to more normal levels. The global economic shocks being experienced as of the date hereof may cause the underlying assumptions and expectations of the Fund to become outdated quickly or inaccurate, resulting in significant losses.

- **Non-Diversification Risk** — The Fund is classified as “non-diversified” under the Investment Company Act of 1940, as amended (“1940 Act”). This means it has the ability to invest

a relatively high percentage of its assets in the securities of a small number of issuers or in financial instruments with a single counterparty or a few counterparties. This may increase the Fund's volatility and increase the risk that the Fund's performance will decline based on the performance of a single issuer or the credit of a single counterparty.

- **Index Performance Risk** — The Index is maintained by a third party provider unaffiliated with the Fund or ProFund Advisors. There can be no guarantee or assurance that the methodology used by the third party provider to create the Index will result in the Fund achieving positive returns. Further, there can be no guarantee that the methodology underlying the Index or the daily calculation of the Index will be free from error. It is also possible that the value of the Index may be subject to intentional manipulation by third-party market participants. The Index used by the Fund may underperform other asset classes and may underperform other similar indices. Each of these factors could have a negative impact on the performance of the Fund.
- **Active Investor Risk** — The Fund permits short-term trading of its securities. A significant portion of assets invested in the Fund may come from professional money managers and investors who use the Fund as part of active trading or tactical asset allocation strategies. These strategies often call for frequent trading to take advantage of anticipated changes in market conditions, which could increase portfolio turnover and may result in additional costs for the Fund. In addition, large movements of assets into and out of the Fund may have a negative impact on the Fund's ability to achieve its investment objective or maintain a consistent level of operating expenses. In certain circumstances, the Fund's expense ratio may vary from current estimates or the historical ratio disclosed in this Prospectus.
- **Early Close/Late Close/Trading Halt Risk** — An exchange or market may close early, close late or issue trading halts on specific securities or financial instruments. As a result, the ability to trade certain securities or financial instruments may be restricted, which may result in the Fund being unable to trade those and other related financial instruments at all. In these circumstances, the Fund may be unable to rebalance its portfolio, may be unable to accurately price its investments and/or may incur substantial trading losses.
- **Liquidity Risk** — In certain circumstances, such as the disruption of the orderly markets for the financial instruments in which the Fund invests, the Fund might not be able to acquire or dispose of certain holdings quickly or at prices that represent true market value in the judgment of ProFund Advisors. Markets for the financial instruments in which the Fund invests may be disrupted by a number of events, including but not limited to economic crises, political crises, health crises, natural disasters, excessive volatility, new legislation, or regulatory changes inside or outside of the U.S. For example, regulation limiting the ability of certain financial institutions to invest in certain financial instruments

would likely reduce the liquidity of those instruments. These situations may prevent the Fund from limiting losses, realizing gains or achieving a high inverse correlation with the Index.

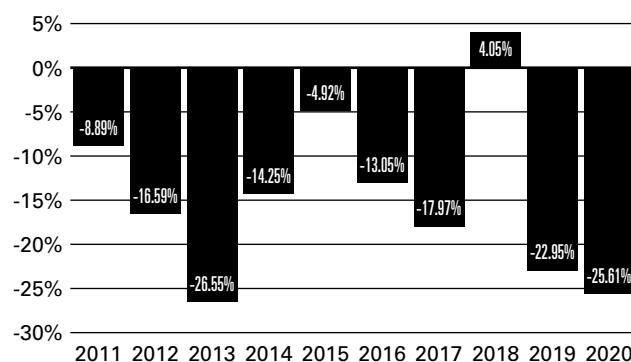
- **Portfolio Turnover Risk** — The Fund may incur high portfolio turnover to manage the Fund’s investment exposure. Additionally, active trading of the Fund’s shares may cause more frequent purchase and sales activities that could, in certain circumstances, increase the number of portfolio transactions. High levels of portfolio transactions increase brokerage and other transaction costs and may result in increased taxable capital gains. Each of these factors could have a negative impact on the performance of the Fund.
- **Tax Risk** — In order to qualify for the special tax treatment accorded a regulated investment company (“RIC”) and its shareholders, the Fund must derive at least 90% of its gross income for each taxable year from “qualifying income,” meet certain asset diversification tests at the end of each taxable quarter, and meet annual distribution requirements. The Fund’s pursuit of its investment strategies will potentially be limited by the Fund’s intention to qualify for such treatment and could adversely affect the Fund’s ability to so qualify. The Fund can make certain investments, the treatment of which for these purposes is unclear. If, in any year, the Fund were to fail to qualify for the special tax treatment accorded a RIC and its shareholders, and were ineligible to or were not to cure such failure, the Fund would be taxed in the same manner as an ordinary corporation subject to U.S. federal income tax on all its income at the fund level. The resulting taxes could substantially reduce the Fund’s net assets and the amount of income available for distribution. In addition, in order to requalify for taxation as a RIC, the Fund could be required to recognize unrealized gains, pay substantial taxes and interest, and make certain distributions. Please see the Statement of Additional Information for more information.
- **Valuation Risk** — In certain circumstances (e.g., if ProFund Advisors believes market quotations do not accurately reflect the fair value of an investment, or a trading halt closes an exchange or market early), ProFund Advisors may, in its sole discretion, choose to determine a fair value price as the basis for determining the market value of such investment for such day. The fair value of an investment determined by ProFund Advisors may be different from other value determinations of the same investment. Portfolio investments that are valued using techniques other than market quotations, including “fair valued” investments, may be subject to greater fluctuation in their value from one day to the next than would be the case if market quotations were used. In addition, there is no assurance that the Fund could sell a portfolio investment for the value established for it at any time, and it is possible that the Fund would incur a loss because a portfolio investment is sold at a discount to its established value.

Please see “Investment Objectives, Principal Investment Strategies and Related Risks” in the Fund’s Prospectus for additional details.

## Investment Results

The bar chart below shows how the Fund’s investment results have varied from year to year, and the table shows how the Fund’s average annual total returns for various periods compare with a broad measure of market performance. This information provides some indication of the risks of investing in the Fund. The Fund’s performance information reflects applicable fee waivers and/or expense limitations in effect during the period presented. Absent such fee waivers/expense limitations, if any, performance would have been lower. It does not reflect charges and fees associated with a separate account that invests in the Fund or any insurance contract for which it is an investment option. Charges and fees will reduce returns. Past results are not predictive of future results.

### Annual Returns as of December 31



Best Quarter (ended 3/31/2020): **15.94%**

Worst Quarter (ended 6/30/2020): **-19.35%**

The year-to-date return as of the most recent quarter, which ended March 31, 2021, was -6.69%.

### Average Annual Total Returns

As of December 31, 2020

	One Year	Five Years	Ten Years	Inception Date
ProFund VP Bear	-25.61%	-15.71%	-15.14%	1/22/2001
S&P 500 <sup>®1</sup>	18.40%	15.22%	13.88%	

1 Reflects no deduction for fees, expenses or taxes. Adjusted to reflect the reinvestment of dividends paid by issuers in the Index.

Annual returns are required to be shown and should not be interpreted as suggesting that the Fund should or should not be held for longer periods of time.

## Management

The Fund is advised by ProFund Advisors. Michael Neches, Senior Portfolio Manager, and Devin Sullivan, Portfolio Manager,



have jointly and primarily managed the Fund since October 2013 and March 2018, respectively.

### **Purchase and Sale of Fund Shares**

Shares are available for purchase by insurance company separate accounts to serve as an investment medium for variable insurance contracts, and by qualified pension and retirement plans, certain insurance companies, and ProFund Advisors. Investors do not contact the Fund directly to purchase or redeem shares. Please refer to the prospectus of the relevant separate account for information on the allocation of premiums and on transfers of accumulated value among sub-accounts of the separate accounts that invest in the Fund.

### **Tax Information**

The Fund normally distributes its net investment income and net realized capital gains, if any, to its shareholders. If you are a holder of a contract or policy that invests in the Fund through an insurance company separate account, then these distributions will generally not be taxable to you; please consult the prospectus or other information provided to you by the insurance company regarding the tax consequences of your contract or policy. If you

are a holder of such a contract or policy, or if you are investing through a pension or retirement plan that is a tax-advantaged arrangement, you may be taxed later upon distributions with respect to or from those contracts or arrangements. The Fund intends to distribute income, if any, and capital gains, if any, at least annually.

### **Payments to Insurance Companies and Other Financial Intermediaries**

The Fund or its distributor (and related companies) may pay insurance companies, which in turn may pay broker-dealers or other financial intermediaries (such as banks and insurance companies, or their related companies) for the sale and retention of variable contracts and/or policies which offer Fund shares. These payments may create a conflict of interest for a financial intermediary selling such variable contracts and/or policies, or may be a factor in the insurance company's decision to include the Fund as an investment option in its variable contract or policy. For more information, ask your financial advisor, visit your financial intermediary's website or consult the prospectus for the contract or policy.

## Investment Objective

ProFund VP Biotechnology (the “Fund”) seeks investment results, before fees and expenses, that track the performance of the Dow Jones U.S. Biotechnology<sup>SM</sup> Index (the “Index”).

## Fees and Expenses of the Fund

The table below describes the fees and expenses that you may pay if you buy, hold, and sell shares of the Fund. The expenses shown do not reflect charges or fees associated with insurance company separate accounts or insurance contracts, which would have the effect of increasing overall expenses. Annuity and policy holders should consult the prospectus for their contract or policy for more information about such charges and fees.

### Annual Fund Operating Expenses

(expenses that you pay each year as a percentage of the value of your investment)

Investment Advisory Fees	0.75%
Distribution and Service (12b-1) Fees	0.25%
Other Expenses	0.67%
<b>Total Annual Fund Operating Expenses<sup>1</sup></b>	<b>1.67%</b>

<sup>1</sup> ProFund Advisors LLC (“ProFund Advisors”) has contractually agreed to waive Investment Advisory and Management Services Fees and to reimburse Other Expenses to the extent Total Annual Fund Operating Expenses Before Fee Waivers and Expense Reimbursements, as a percentage of average daily net assets, exceed 1.68% through April 30, 2022. After such date, the expense limitation may be terminated or revised by ProFund Advisors. Amounts waived or reimbursed in a particular contractual period may be recouped by ProFund Advisors within three years of the end of that contractual period, however, such recoupment will be limited to the lesser of any expense limitation in place at the time of recoupment or the expense limitation in place at the time of waiver or reimbursement.

**Example:** This example is intended to help you compare the cost of investing in the Fund with the cost of investing in other mutual funds.

The example assumes that you invest \$10,000 in the Fund for the time periods indicated and then redeem all of your shares at the end of each period. The example also assumes that your investment has a 5% return each year and that the Fund’s operating expenses remain the same. It does not reflect separate account or insurance contract fees or charges. If these charges were reflected, expenses would be higher. Although your actual costs may be higher or lower, based on these assumptions your approximate costs would be:

	1 Year	3 Years	5 Years	10 Years
ProFund VP Biotechnology	\$170	\$526	\$907	\$1,976

The Fund pays transaction and financing costs associated with the purchase and sale of securities. These costs are not reflected in the table or the example above.

## Portfolio Turnover

The Fund pays transaction costs, such as commissions, when it buys and sells securities (or “turns over” its portfolio). A higher portfolio turnover rate may indicate higher transaction costs. These costs, which are not reflected in the Annual Fund Operating Expenses or in the example above, affect the Fund’s performance. During the most recent fiscal year, the Fund’s annual portfolio turnover rate was 70% of the average value of its entire portfolio.

## Principal Investment Strategies

The Fund invests in securities that ProFund Advisors believes, in combination, should track the performance of the Index. The Index is constructed and maintained by S&P Dow Jones Indices LLC. The Index seeks to measure the performance of certain companies in the biotechnology sector of the U.S. equity market. Component companies engage in research and development of biological substances for drug discovery and diagnostic development. These companies derive most of their revenue from the sale or licensing of drugs and diagnostic tools. The Index is published under the Bloomberg ticker symbol “DJUSBT.”

The Fund will invest principally in the financial instruments set forth below.

- **Equity Securities** — The Fund invests in common stock issued by public companies.

ProFund Advisors uses a mathematical approach to investing. Using this approach, ProFund Advisors determines the type, quantity and mix of investment positions that it believes, in combination, the Fund should hold to produce returns consistent with the Fund’s investment objective. The Fund may invest in or gain exposure to only a representative sample of the securities in the Index or to securities not contained in the Index or in financial instruments, with the intent of obtaining exposure with aggregate characteristics similar to those of the Index. In managing the assets of the Fund, ProFund Advisors does not invest the assets of the Fund in securities or financial instruments based on ProFund Advisors’ view of the investment merit of a particular security, instrument, or company, nor does it conduct conventional investment research or analysis or forecast market movement or trends. The Fund seeks to remain fully invested at all times in securities and/or financial instruments that, in combination, provide exposure to the returns of the Index without regard to market conditions, trends or direction.

The Fund will concentrate or focus its investments in a particular industry or group of industries to approximately the same extent the Index is so concentrated or focused. As of December 31, 2020, the Index was concentrated in the pharmaceuticals, biotechnology and life sciences industry group.

Please see “Investment Objectives, Principal Investment Strategies and Related Risks” in the Fund’s Prospectus for additional details.

## Principal Risks

### You could lose money by investing in the Fund.

The principal risks described below are intended to provide information about the factors likely to have a significant adverse impact on the Fund’s returns and consequently the value of an investment in the Fund. The risks are presented in an order intended to facilitate readability and their order does not imply that the realization of one risk is more likely to occur than another risk or likely to have a greater adverse impact than another risk.

- **Pharmaceuticals, Biotechnology, and Life Sciences**

**Industry Risk** — The risks of investments in the industry include: heavy dependence on patents and intellectual property rights, with profitability affected by the loss or impairment of such rights; risks of new technologies and competitive pressures; large expenditures on research and development of products or services that may not prove commercially successful or may become obsolete quickly; regulations and restrictions imposed by the Food and Drug Administration, the Environmental Protection Agency, state and local governments, and foreign regulatory authorities; and thin capitalization and limited product lines, markets, financial resources or personnel. Moreover, stock prices of biotechnology companies are very volatile, particularly when their products are up for regulatory approval and/or under regulatory scrutiny. The biotechnology sector may also be affected by risks that affect the broader health care industry, including expenses and losses from extensive litigation on product liability and similar claims. The pharmaceuticals sector may also be affected by risks that affect the broader health care industry, including: heavy dependence on patent protection, with profitability affected by the expiration of patents; competitive forces that may make it difficult to raise prices and, in fact, may result in price discounts; and thin capitalization and limited product lines, markets and financial resources or personnel.

- **Equity and Market Risk** — Equity markets are volatile, and the value of securities, swaps, futures and other instruments correlated with equity markets may fluctuate dramatically from day to day. Equity markets are subject to corporate, political, regulatory, market and economic developments, as well as developments that impact specific economic sectors, industries or segments of the market. Further, stocks in the Index may underperform other equity investments. Volatility in the markets and/or market developments may cause the value of an investment in the Fund to decrease over short or long periods of time.

- **Concentration and Focused Investing** — The Index may concentrate (i.e., composed of securities that represent 25 percent or more of the value of the Index) or focus (i.e., composed of securities that represent a substantial portion of

its value, but less than 25 percent) in an industry or group of industries. The Fund will allocate its investments to approximately the same extent as the Index. As a result, the Fund may be subject to greater market fluctuations than a fund that is more broadly invested across industries. Financial, economic, business, regulatory conditions, and other developments affecting issuers in a particular industry or group of industries will have a greater effect on the Fund, and if securities of the particular industry or group of industries as a group fall out of favor, the Fund could underperform, or its net asset value may be more volatile than, funds that have greater industry diversification.

- **Large-Cap Company Investment Risk** — Although returns on investments in large-cap companies are often perceived as being less volatile than the returns of companies with smaller market capitalizations, the return on large-cap securities could trail the returns on investments in smaller and mid-sized companies for a number of reasons. For example, large-cap companies may be unable to respond quickly to new competitive challenges, such as changes in technology, and also may not be able to attain the high growth rate of successful smaller companies.

- **Natural Disaster/Epidemic Risk** — Natural or environmental disasters, such as earthquakes, fires, floods, hurricanes, tsunamis and other severe weather-related phenomena generally, and widespread disease, including pandemics and epidemics (for example, the novel coronavirus COVID-19), have been and can be highly disruptive to economies and markets and have recently led, and may continue to lead, to increased market volatility and significant market losses. Such natural disaster and health crises could exacerbate political, social, and economic risks, and result in significant breakdowns, delays, shutdowns, social isolation, and other disruptions to important global, local and regional supply chains affected, with potential corresponding results on the operating performance of the Fund and its investments. A climate of uncertainty and panic, including the contagion of infectious viruses or diseases, may adversely affect global, regional, and local economies and reduce the availability of potential investment opportunities, and increases the difficulty of performing due diligence and modeling market conditions, potentially reducing the accuracy of financial projections. Under these circumstances, the Fund may have difficulty achieving its investment objectives which may adversely impact Fund performance. Further, such events can be highly disruptive to economies and markets, significantly disrupt the operations of individual companies (including, but not limited to, the Fund’s investment advisor, third party service providers, and counterparties), sectors, industries, markets, securities and commodity exchanges, currencies, interest and inflation rates, credit ratings, investor sentiment, and other factors affecting the value of the Fund’s investments. These factors can cause substantial market volatility, exchange trading suspensions and

closures, changes in the availability of and the margin requirements for certain instruments, and can impact the ability of the Fund to complete redemptions and otherwise affect Fund performance and Fund trading in the secondary market. A widespread crisis would also affect the global economy in ways that cannot necessarily be foreseen. How long such events will last and whether they will continue or recur cannot be predicted. Impacts from these could have a significant impact on the Fund's performance, resulting in losses to your investment.

• **Risk that Current Assumptions and Expectations Could Become Outdated As a Result of Global Economic Shock** —

The onset of the novel coronavirus (COVID-19) has caused significant shocks to global financial markets and economies, with many governments taking extreme actions to slow and contain the spread of COVID-19. These actions have had, and likely will continue to have, a severe economic impact on global economies as economic activity in some instances has essentially ceased. Financial markets across the globe are experiencing severe distress at least equal to what was experienced during the global financial crisis in 2008. In March 2020, U.S. equity markets entered a bear market in the fastest such move in the history of U.S. financial markets. During much of 2020, the unemployment rate in the U.S. was extremely high by historical standards. It is not possible to predict when unemployment and market conditions will return to more normal levels. The global economic shocks being experienced as of the date hereof may cause the underlying assumptions and expectations of the Fund to become outdated quickly or inaccurate, resulting in significant losses.

- **Correlation Risk** — A number of factors may affect the Fund's ability to achieve a high degree of correlation with the Index, and there is no guarantee that the Fund will achieve a high degree of correlation. Failure to achieve a high degree of correlation may prevent the Fund from achieving its investment objective.

Factors that may adversely affect the Fund's correlation with the Index include fees, expenses, transaction costs, income items, valuation methodology, accounting standards and disruptions or illiquidity in the markets for the financial instruments in which the Fund invests. The Fund may not have investment exposure to all of the securities in the Index, or its weighting of investment exposure to securities may be different from that of the Index. In addition, the Fund may invest in securities not included in the Index. The Fund may take or refrain from taking positions in order to improve tax efficiency, comply with regulatory restrictions, or for other reasons, each of which may negatively affect the Fund's correlation with the Index. The Fund may also be subject to large movements of assets into and out of the Fund, potentially resulting in the Fund being over- or underexposed to the Index and may be impacted by Index reconstitutions and Index rebalancing events. Additionally, the Fund's

underlying investments may trade on markets that may not be open on the same day as the Fund, which may cause a difference between the performance of the Fund and the performance of the Index on such day. Any of these factors could decrease correlation between the performance of the Fund and the Index and may hinder the Fund's ability to meet its investment objective.

- **Non-Diversification Risk** — The Fund is classified as "non-diversified" under the Investment Company Act of 1940, as amended ("1940 Act"). This means it has the ability to invest a relatively high percentage of its assets in the securities of a small number of issuers. This may increase the Fund's volatility and increase the risk that the Fund's performance will decline based on the performance of a single issuer.
- **Index Performance Risk** — The Index is maintained by a third party provider unaffiliated with the Fund or ProFund Advisors. There can be no guarantee or assurance that the methodology used by the third party provider to create the Index will result in the Fund achieving positive returns. Further, there can be no guarantee that the methodology underlying the Index or the daily calculation of the Index will be free from error. It is also possible that the value of the Index may be subject to intentional manipulation by third-party market participants. The Index used by the Fund may underperform other asset classes and may underperform other similar indices. Each of these factors could have a negative impact on the performance of the Fund.
- **Active Investor Risk** — The Fund permits short-term trading of its securities. A significant portion of assets invested in the Fund may come from professional money managers and investors who use the Fund as part of active trading or tactical asset allocation strategies. These strategies often call for frequent trading to take advantage of anticipated changes in market conditions, which could increase portfolio turnover and may result in additional costs for the Fund. In addition, large movements of assets into and out of the Fund may have a negative impact on the Fund's ability to achieve its investment objective or maintain a consistent level of operating expenses. In certain circumstances, the Fund's expense ratio may vary from current estimates or the historical ratio disclosed in this Prospectus.
- **Early Close/Late Close/Trading Halt Risk** — An exchange or market may close early, close late or issue trading halts on specific securities or financial instruments. As a result, the ability to trade certain securities or financial instruments may be restricted, which may result in the Fund being unable to trade those and other related financial instruments at all. In these circumstances, the Fund may be unable to rebalance its portfolio, may be unable to accurately price its investments and/or may incur substantial trading losses.
- **Liquidity Risk** — In certain circumstances, such as the disruption of the orderly markets for the financial instruments in which the Fund invests, the Fund might not be

able to acquire or dispose of certain holdings quickly or at prices that represent true market value in the judgment of ProFund Advisors. Markets for the financial instruments in which the Fund invests may be disrupted by a number of events, including but not limited to economic crises, political crises, health crises, natural disasters, excessive volatility, new legislation, or regulatory changes inside or outside of the U.S. For example, regulation limiting the ability of certain financial institutions to invest in certain financial instruments would likely reduce the liquidity of those instruments. These situations may prevent the Fund from limiting losses, realizing gains or achieving a high correlation with the Index.

- **Portfolio Turnover Risk** — The Fund may incur high portfolio turnover to manage the Fund's investment exposure. Additionally, active trading of the Fund's shares may cause more frequent purchase and sales activities that could, in certain circumstances, increase the number of portfolio transactions. High levels of portfolio transactions increase brokerage and other transaction costs and may result in increased taxable capital gains. Each of these factors could have a negative impact on the performance of the Fund.
- **Tax Risk** — In order to qualify for the special tax treatment accorded a regulated investment company ("RIC") and its shareholders, the Fund must derive at least 90% of its gross income for each taxable year from "qualifying income," meet certain asset diversification tests at the end of each taxable quarter, and meet annual distribution requirements. The Fund's pursuit of its investment strategies will potentially be limited by the Fund's intention to qualify for such treatment and could adversely affect the Fund's ability to so qualify. The Fund can make certain investments, the treatment of which for these purposes is unclear. If, in any year, the Fund were to fail to qualify for the special tax treatment accorded a RIC and its shareholders, and were ineligible to or were not to cure such failure, the Fund would be taxed in the same manner as an ordinary corporation subject to U.S. federal income tax on all its income at the fund level. The resulting taxes could

substantially reduce the Fund's net assets and the amount of income available for distribution. In addition, in order to requalify for taxation as a RIC, the Fund could be required to recognize unrealized gains, pay substantial taxes and interest, and make certain distributions. Please see the Statement of Additional Information for more information.

- **Valuation Risk** — In certain circumstances (e.g., if ProFund Advisors believes market quotations do not accurately reflect the fair value of an investment, or a trading halt closes an exchange or market early), ProFund Advisors may, in its sole discretion, choose to determine a fair value price as the basis for determining the market value of such investment for such day. The fair value of an investment determined by ProFund Advisors may be different from other value determinations of the same investment. Portfolio investments that are valued using techniques other than market quotations, including "fair valued" investments, may be subject to greater fluctuation in their value from one day to the next than would be the case if market quotations were used. In addition, there is no assurance that the Fund could sell a portfolio investment for the value established for it at any time, and it is possible that the Fund would incur a loss because a portfolio investment is sold at a discount to its established value.

Please see "Investment Objectives, Principal Investment Strategies and Related Risks" in the Fund's Prospectus for additional details.

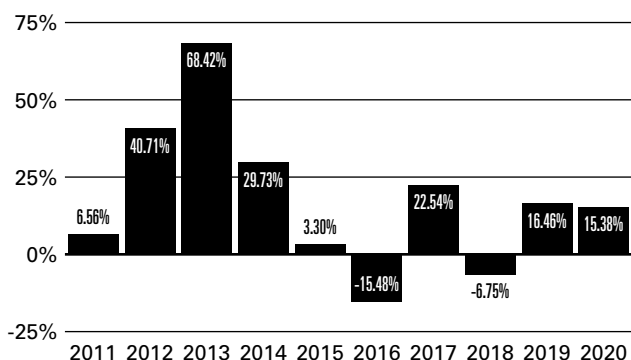
## Investment Results

The bar chart below shows how the Fund's investment results have varied from year to year, and the table shows how the Fund's average annual total returns for various periods compare with different broad measures of market performance. This information provides some indication of the risks of investing in the Fund. The Fund's performance information reflects applicable fee waivers and/or expense limitations in effect during the period presented. Absent such fee waivers/expense limitations, if any, performance would have been lower. It does not reflect charges and fees associated with a separate account



that invests in the Fund or any insurance contract for which it is an investment option. Charges and fees will reduce returns. Past results are not predictive of future results.

### Annual Returns as of December 31



Best Quarter (ended 3/31/2013): **23.62%**

Worst Quarter (ended 9/30/2015): **-16.30%**

The year-to-date return as of the most recent quarter, which ended March 31, 2021, was 3.04%.

### Average Annual Total Returns

As of December 31, 2020

	One Year	Five Years	Ten Years	Inception Date
ProFund VP Biotechnology	15.38%	5.35%	15.95%	1/22/2001
<b>S&amp;P 500<sup>®1</sup></b>	<b>18.40%</b>	<b>15.22%</b>	<b>13.88%</b>	
<b>Dow Jones</b>				
<b>U.S. Biotechnology<sup>SM</sup> Index<sup>1</sup></b>	<b>17.74%</b>	<b>7.16%</b>	<b>18.01%</b>	

1 Reflects no deduction for fees, expenses or taxes. Adjusted to reflect the reinvestment of dividends paid by issuers in the Index.

### Management

The Fund is advised by ProFund Advisors. Michael Neches, Senior Portfolio Manager, and Tarak Davé, Portfolio Manager, have jointly and primarily managed the Fund since October 2013 and March 2018, respectively.

### Purchase and Sale of Fund Shares

Shares are available for purchase by insurance company separate accounts to serve as an investment medium for variable

insurance contracts, and by qualified pension and retirement plans, certain insurance companies, and ProFund Advisors. Investors do not contact the Fund directly to purchase or redeem shares. Please refer to the prospectus of the relevant separate account for information on the allocation of premiums and on transfers of accumulated value among sub-accounts of the separate accounts that invest in the Fund.

### Tax Information

The Fund normally distributes its net investment income and net realized capital gains, if any, to its shareholders. If you are a holder of a contract or policy that invests in the Fund through an insurance company separate account, then these distributions will generally not be taxable to you; please consult the prospectus or other information provided to you by the insurance company regarding the tax consequences of your contract or policy. If you are a holder of such a contract or policy, or if you are investing through a pension or retirement plan that is a tax-advantaged arrangement, you may be taxed later upon distributions with respect to or from those contracts or arrangements. The Fund intends to distribute income, if any, and capital gains, if any, at least annually.

### Payments to Insurance Companies and Other Financial Intermediaries

The Fund or its distributor (and related companies) may pay insurance companies, which in turn may pay broker-dealers or other financial intermediaries (such as banks and insurance companies, or their related companies) for the sale and retention of variable contracts and/or policies which offer Fund shares. These payments may create a conflict of interest for a financial intermediary selling such variable contracts and/or policies, or may be a factor in the insurance company's decision to include the Fund as an investment option in its variable contract or policy. For more information, ask your financial advisor, visit your financial intermediary's website or consult the prospectus for the contract or policy.

## Investment Objective

ProFund VP Bull (the “Fund”) seeks investment results, before fees and expenses, that track the performance of the S&P 500<sup>®</sup> Index (the “Index”).

## Fees and Expenses of the Fund

The table below describes the fees and expenses that you may pay if you buy, hold, and sell shares of the Fund. The expenses shown do not reflect charges or fees associated with insurance company separate accounts or insurance contracts, which would have the effect of increasing overall expenses. Annuity and policy holders should consult the prospectus for their contract or policy for more information about such charges and fees.

### Annual Fund Operating Expenses

(expenses that you pay each year as a percentage of the value of your investment)

Investment Advisory Fees	0.75%
Distribution and Service (12b-1) Fees	0.25%
Other Expenses	0.72%
<b>Total Annual Fund Operating Expenses Before Fee Waivers and Expense Reimbursements</b>	<b>1.72%</b>
Fee Waivers/Reimbursements <sup>1</sup>	-0.04%
<b>Total Annual Fund Operating Expenses After Fee Waivers and Expense Reimbursements</b>	<b>1.68%</b>

<sup>1</sup> ProFund Advisors LLC (“ProFund Advisors”) has contractually agreed to waive Investment Advisory and Management Services Fees and to reimburse Other Expenses to the extent Total Annual Fund Operating Expenses Before Fee Waivers and Expense Reimbursements, as a percentage of average daily net assets, exceed 1.68% through April 30, 2022. After such date, the expense limitation may be terminated or revised by ProFund Advisors. Amounts waived or reimbursed in a particular contractual period may be recouped by ProFund Advisors within three years of the end of that contractual period, however, such recoupment will be limited to the lesser of any expense limitation in place at the time of recoupment or the expense limitation in place at the time of waiver or reimbursement.

**Example:** This example is intended to help you compare the cost of investing in the Fund with the cost of investing in other mutual funds.

The example assumes that you invest \$10,000 in the Fund for the time periods indicated and then redeem all of your shares at the end of each period. The example also assumes that your investment has a 5% return each year and that the Fund’s operating expenses remain the same, except that the fee waiver/expense reimbursement is assumed only to pertain to the first year. It does not reflect separate account or insurance contract fees or charges. If these charges were reflected, expenses would be higher. Although your actual costs may be higher or lower, based on these assumptions your approximate costs would be:

	1 Year	3 Years	5 Years	10 Years
ProFund VP Bull	\$171	\$538	\$930	\$2,027

The Fund pays transaction and financing costs associated with the purchase and sale of securities and derivatives. These costs are not reflected in the table or the example above.

## Portfolio Turnover

The Fund pays transaction costs, such as commissions, when it buys and sells securities (or “turns over” its portfolio). A higher portfolio turnover rate may indicate higher transaction costs. These costs, which are not reflected in the Annual Fund Operating Expenses or in the example above, affect the Fund’s performance. During the most recent fiscal year, the Fund’s annual portfolio turnover rate was 4% of the average value of its entire portfolio. This portfolio turnover rate is calculated without regard to cash instruments or derivatives transactions. If such transactions were included, the Fund’s portfolio turnover rate would be significantly higher.

## Principal Investment Strategies

The Fund invests in financial instruments that ProFund Advisors believes, in combination, should track the performance of the Index. The Index is constructed and maintained by S&P Dow Jones Indices LLC. The Index is a measure of large-cap U.S. stock market performance. It is a float-adjusted, market capitalization-weighted index of 500 U.S. operating companies and real estate investment trusts selected through a process that factors in criteria such as liquidity, price, market capitalization and financial viability. The Index is published under the Bloomberg ticker symbol “SPX.”

The Fund will invest principally in the financial instruments set forth below. The Fund expects that its cash balances maintained in connection with the use of financial instruments will typically be held in money market instruments.

- **Equity Securities** — The Fund invests in common stock issued by public companies.
- **Derivatives** — The Fund invests in derivatives, which are financial instruments whose value is derived from the value of an underlying asset or assets, such as stocks, bonds, funds (including exchange-traded funds (“ETFs”)), interest rates or indexes. The Fund invests in derivatives as a substitute for investing directly in stocks in order to gain exposure to the Index. These derivatives principally include:
  - **Swap Agreements** — Contracts entered into primarily with major global financial institutions for a specified period ranging from a day to more than one year. In a standard “swap” transaction, two parties agree to exchange the return (or differentials in rates of return) earned or realized on particular predetermined investments or instruments. The gross return to be exchanged or “swapped” between the parties is calculated with respect to a “notional amount,” e.g., the return on or change in value of a particular dollar

amount invested in a “basket” of securities or an ETF representing a particular index.

- **Futures Contracts** — Standardized contracts traded on, or subject to the rules of, an exchange that call for the future delivery of a specified quantity and type of asset at a specified time and place or, alternatively, may call for cash settlement.
- **Money Market Instruments** — The Fund invests in short-term cash instruments that have a remaining maturity of 397 days or less and exhibit high quality credit profiles, for example:
  - **U.S. Treasury Bills** — U.S. government securities that have initial maturities of one year or less, and are supported by the full faith and credit of the U.S. government.
  - **Repurchase Agreements** — Contracts in which a seller of securities, usually U.S. government securities or other money market instruments, agrees to buy the securities back at a specified time and price. Repurchase agreements are primarily used by the Fund as a short-term investment vehicle for cash positions.

ProFund Advisors uses a mathematical approach to investing. Using this approach, ProFund Advisors determines the type, quantity and mix of investment positions that it believes, in combination, the Fund should hold to produce returns consistent with the Fund’s investment objective. The Fund may invest in or gain exposure to only a representative sample of the securities in the Index or to securities not contained in the Index or in financial instruments, with the intent of obtaining exposure with aggregate characteristics similar to those of the Index. In managing the assets of the Fund, ProFund Advisors does not invest the assets of the Fund in securities or financial instruments based on ProFund Advisors’ view of the investment merit of a particular security, instrument, or company, nor does it conduct conventional investment research or analysis or forecast market movement or trends. The Fund seeks to remain fully invested at all times in securities and/or financial instruments that, in combination, provide exposure to the returns of the Index without regard to market conditions, trends or direction.

The Fund will concentrate or focus its investments in a particular industry or group of industries to approximately the same extent the Index is so concentrated or focused. As of December 31, 2020, the Index was concentrated in the information technology industry group.

Please see “Investment Objectives, Principal Investment Strategies and Related Risks” in the Fund’s Prospectus for additional details.

## Principal Risks

### You could lose money by investing in the Fund.

The principal risks described below are intended to provide information about the factors likely to have a significant adverse

impact on the Fund’s returns and consequently the value of an investment in the Fund. The risks are presented in an order intended to facilitate readability and their order does not imply that the realization of one risk is more likely to occur than another risk or likely to have a greater adverse impact than another risk.

- **Risks Associated with the Use of Derivatives** — Investing in derivatives may be considered aggressive and may expose the Fund to greater risks and may result in larger losses or smaller gains than investing directly in the reference asset(s) underlying those derivatives. These risks include counterparty risk, liquidity risk and increased correlation risk. When the Fund uses derivatives, there may be imperfect correlation between the value of the reference asset(s) underlying the derivative (e.g., the Index) and the derivative, which may prevent the Fund from achieving its investment objective. Because derivatives often require only a limited initial investment, the use of derivatives also may expose the Fund to losses in excess of those amounts initially invested. The Fund may use a combination of swaps on the Index and swaps on an ETF that is designed to track the performance of the Index. The performance of an ETF may not track the performance of the Index due to embedded costs and other factors. Thus, to the extent the Fund invests in swaps that use an ETF as the reference asset, the Fund may be subject to greater correlation risk and may not achieve as high a degree of correlation with the Index as it would if the Fund only used swaps on the Index. Moreover, with respect to the use of swap agreements, if the Index has a dramatic intraday move that causes a material decline in the Fund’s net assets, the terms of a swap agreement between the Fund and its counterparty may permit the counterparty to immediately close out the transaction with the Fund. In that event, the Fund may be unable to enter into another swap agreement or invest in other derivatives to achieve the desired exposure consistent with the Fund’s investment objective. This, in turn, may prevent the Fund from achieving its investment objective, even if the Index reverses all or a portion of its intraday move by the end of the day. As a result, the value of an investment in the Fund may change quickly and without warning. Any costs associated with using derivatives will also have the effect of lowering the Fund’s return.
- **Correlation Risk** — A number of factors may affect the Fund’s ability to achieve a high degree of correlation with the Index, and there is no guarantee that the Fund will achieve a high degree of correlation. Failure to achieve a high degree of correlation may prevent the Fund from achieving its investment objective.

Factors that may adversely affect the Fund’s correlation with the Index include fees, expenses, transaction costs, income items, valuation methodology, accounting standards and disruptions or illiquidity in the markets for the financial instruments in which the Fund invests. The Fund may not have investment exposure to all of the securities in the Index, or its

weighting of investment exposure to securities may be different from that of the Index. In addition, the Fund may invest in securities not included in the Index. The Fund may take or refrain from taking positions in order to improve tax efficiency, comply with regulatory restrictions, or for other reasons, each of which may negatively affect the Fund's correlation with the Index. The Fund may also be subject to large movements of assets into and out of the Fund, potentially resulting in the Fund being over- or underexposed to the Index and may be impacted by Index reconstitutions and Index rebalancing events. Additionally, the Fund's underlying investments may trade on markets that may not be open on the same day as the Fund, which may cause a difference between the performance of the Fund and the performance of the Index on such day. Any of these factors could decrease correlation between the performance of the Fund and the Index and may hinder the Fund's ability to meet its investment objective.

- **Counterparty Risk** — Investing in derivatives and repurchase agreements involves entering into contracts with third parties (i.e., counterparties). The use of derivatives involves risks that are different from those associated with ordinary portfolio securities transactions. The Fund will be subject to credit risk (i.e., the risk that a counterparty is or is perceived to be unwilling or unable to make timely payments or otherwise meet its contractual obligations) with respect to the amount it expects to receive from counterparties to derivatives and repurchase agreements entered into by the Fund. If a counterparty becomes bankrupt or fails to perform its obligations, or if any collateral posted by the counterparty for the benefit of the Fund is insufficient or there are delays in the Fund's ability to access such collateral, the value of an investment in the Fund may decline.
- **Equity and Market Risk** — Equity markets are volatile, and the value of securities, swaps, futures and other instruments correlated with equity markets may fluctuate dramatically from day to day. Equity markets are subject to corporate, political, regulatory, market and economic developments, as well as developments that impact specific economic sectors, industries or segments of the market. Further, stocks in the Index may underperform other equity investments. Volatility in the markets and/or market developments may cause the value of an investment in the Fund to decrease over short or long periods of time.
- **Concentration and Focused Investing** — The Index may concentrate (i.e., composed of securities that represent 25 percent or more of the value of the Index) or focus (i.e., composed of securities that represent a substantial portion of its value, but less than 25 percent) in an industry or group of industries. The Fund will allocate its investments to approximately the same extent as the Index. As a result, the Fund may be subject to greater market fluctuations than a fund that is more broadly invested across industries. Financial, economic, business, regulatory conditions, and other

developments affecting issuers in a particular industry or group of industries will have a greater effect on the Fund, and if securities of the particular industry or group of industries as a group fall out of favor, the Fund could underperform, or its net asset value may be more volatile than, funds that have greater industry diversification.

- **Exposure to Large-Cap Company Investment Risk** — Although returns on investments in large-cap companies are often perceived as being less volatile than the returns of companies with smaller market capitalizations, the return on large-cap securities could trail the returns on investments in smaller and mid-sized companies for a number of reasons. For example, large-cap companies may be unable to respond quickly to new competitive challenges, such as changes in technology, and also may not be able to attain the high growth rate of successful smaller companies.
- **Natural Disaster/Epidemic Risk** — Natural or environmental disasters, such as earthquakes, fires, floods, hurricanes, tsunamis and other severe weather-related phenomena generally, and widespread disease, including pandemics and epidemics (for example, the novel coronavirus COVID-19), have been and can be highly disruptive to economies and markets and have recently led, and may continue to lead, to increased market volatility and significant market losses. Such natural disaster and health crises could exacerbate political, social, and economic risks, and result in significant breakdowns, delays, shutdowns, social isolation, and other disruptions to important global, local and regional supply chains affected, with potential corresponding results on the operating performance of the Fund and its investments. A climate of uncertainty and panic, including the contagion of infectious viruses or diseases, may adversely affect global, regional, and local economies and reduce the availability of potential investment opportunities, and increases the difficulty of performing due diligence and modeling market conditions, potentially reducing the accuracy of financial projections. Under these circumstances, the Fund may have difficulty achieving its investment objectives which may adversely impact Fund performance. Further, such events can be highly disruptive to economies and markets, significantly disrupt the operations of individual companies (including, but not limited to, the Fund's investment advisor, third party service providers, and counterparties), sectors, industries, markets, securities and commodity exchanges, currencies, interest and inflation rates, credit ratings, investor sentiment, and other factors affecting the value of the Fund's investments. These factors can cause substantial market volatility, exchange trading suspensions and closures, changes in the availability of and the margin requirements for certain instruments, and can impact the ability of the Fund to complete redemptions and otherwise affect Fund performance and Fund trading in the secondary market. A widespread crisis would also affect the global economy in ways that cannot necessarily be foreseen. How

long such events will last and whether they will continue or recur cannot be predicted. Impacts from these could have a significant impact on the Fund's performance, resulting in losses to your investment.

• **Risk that Current Assumptions and Expectations Could Become Outdated As a Result of Global Economic Shock** —

The onset of the novel coronavirus (COVID-19) has caused significant shocks to global financial markets and economies, with many governments taking extreme actions to slow and contain the spread of COVID-19. These actions have had, and likely will continue to have, a severe economic impact on global economies as economic activity in some instances has essentially ceased. Financial markets across the globe are experiencing severe distress at least equal to what was experienced during the global financial crisis in 2008. In March 2020, U.S. equity markets entered a bear market in the fastest such move in the history of U.S. financial markets. During much of 2020, the unemployment rate in the U.S. was extremely high by historical standards. It is not possible to predict when unemployment and market conditions will return to more normal levels. The global economic shocks being experienced as of the date hereof may cause the underlying assumptions and expectations of the Fund to become outdated quickly or inaccurate, resulting in significant losses.

• **Non-Diversification Risk** — The Fund is classified as “non-diversified” under the Investment Company Act of 1940, as amended (“1940 Act”). This means it has the ability to invest a relatively high percentage of its assets in the securities of a small number of issuers or in financial instruments with a single counterparty or a few counterparties. This may increase the Fund's volatility and increase the risk that the Fund's performance will decline based on the performance of a single issuer or the credit of a single counterparty.

• **Index Performance Risk** — The Index is maintained by a third party provider unaffiliated with the Fund or ProFund Advisors. There can be no guarantee or assurance that the methodology used by the third party provider to create the Index will result in the Fund achieving positive returns. Further, there can be no guarantee that the methodology underlying the Index or the daily calculation of the Index will be free from error. It is also possible that the value of the Index may be subject to intentional manipulation by third-party market participants. The Index used by the Fund may underperform other asset classes and may underperform other similar indices. Each of these factors could have a negative impact on the performance of the Fund.

• **Active Investor Risk** — The Fund permits short-term trading of its securities. A significant portion of assets invested in the Fund may come from professional money managers and investors who use the Fund as part of active trading or tactical asset allocation strategies. These strategies often call for frequent trading to take advantage of anticipated changes in market conditions, which could increase portfolio turnover

and may result in additional costs for the Fund. In addition, large movements of assets into and out of the Fund may have a negative impact on the Fund's ability to achieve its investment objective or maintain a consistent level of operating expenses. In certain circumstances, the Fund's expense ratio may vary from current estimates or the historical ratio disclosed in this Prospectus.

• **Early Close/Late Close/Trading Halt Risk** — An exchange or market may close early, close late or issue trading halts on specific securities or financial instruments. As a result, the ability to trade certain securities or financial instruments may be restricted, which may result in the Fund being unable to trade those and other related financial instruments at all. In these circumstances, the Fund may be unable to rebalance its portfolio, may be unable to accurately price its investments and/or may incur substantial trading losses.

• **Liquidity Risk** — In certain circumstances, such as the disruption of the orderly markets for the financial instruments in which the Fund invests, the Fund might not be able to acquire or dispose of certain holdings quickly or at prices that represent true market value in the judgment of ProFund Advisors. Markets for the financial instruments in which the Fund invests may be disrupted by a number of events, including but not limited to economic crises, political crises, health crises, natural disasters, excessive volatility, new legislation, or regulatory changes inside or outside of the U.S. For example, regulation limiting the ability of certain financial institutions to invest in certain financial instruments would likely reduce the liquidity of those instruments. These situations may prevent the Fund from limiting losses, realizing gains or achieving a high correlation with the Index.

• **Portfolio Turnover Risk** — The Fund may incur high portfolio turnover to manage the Fund's investment exposure. Additionally, active trading of the Fund's shares may cause more frequent purchase and sales activities that could, in certain circumstances, increase the number of portfolio transactions. High levels of portfolio transactions increase brokerage and other transaction costs and may result in increased taxable capital gains. Each of these factors could have a negative impact on the performance of the Fund.

• **Tax Risk** — In order to qualify for the special tax treatment accorded a regulated investment company (“RIC”) and its shareholders, the Fund must derive at least 90% of its gross income for each taxable year from “qualifying income,” meet certain asset diversification tests at the end of each taxable quarter, and meet annual distribution requirements. The Fund's pursuit of its investment strategies will potentially be limited by the Fund's intention to qualify for such treatment and could adversely affect the Fund's ability to so qualify. The Fund can make certain investments, the treatment of which for these purposes is unclear. If, in any year, the Fund were to fail to qualify for the special tax treatment accorded a RIC and its shareholders, and were ineligible to or were not to cure such failure, the Fund would be taxed in the same manner as



an ordinary corporation subject to U.S. federal income tax on all its income at the fund level. The resulting taxes could substantially reduce the Fund's net assets and the amount of income available for distribution. In addition, in order to qualify for taxation as a RIC, the Fund could be required to recognize unrealized gains, pay substantial taxes and interest, and make certain distributions. Please see the Statement of Additional Information for more information.

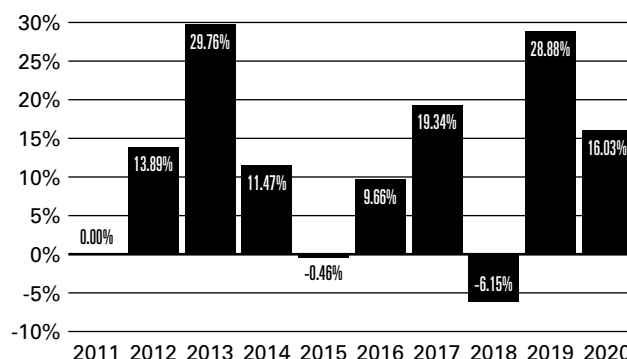
- **Valuation Risk** — In certain circumstances (e.g., if ProFund Advisors believes market quotations do not accurately reflect the fair value of an investment, or a trading halt closes an exchange or market early), ProFund Advisors may, in its sole discretion, choose to determine a fair value price as the basis for determining the market value of such investment for such day. The fair value of an investment determined by ProFund Advisors may be different from other value determinations of the same investment. Portfolio investments that are valued using techniques other than market quotations, including "fair valued" investments, may be subject to greater fluctuation in their value from one day to the next than would be the case if market quotations were used. In addition, there is no assurance that the Fund could sell a portfolio investment for the value established for it at any time, and it is possible that the Fund would incur a loss because a portfolio investment is sold at a discount to its established value.

Please see "Investment Objectives, Principal Investment Strategies and Related Risks" in the Fund's Prospectus for additional details.

## Investment Results

The bar chart below shows how the Fund's investment results have varied from year to year, and the table shows how the Fund's average annual total returns for various periods compare with a broad measure of market performance. This information provides some indication of the risks of investing in the Fund. The Fund's performance information reflects applicable fee waivers and/or expense limitations in effect during the period presented. Absent such fee waivers/expense limitations, if any, performance would have been lower. It does not reflect charges and fees associated with a separate account that invests in the Fund or any insurance contract for which it is an investment option. Charges and fees will reduce returns. Past results are not predictive of future results.

## Annual Returns as of December 31



Best Quarter (ended 6/30/2020): **19.93%**

Worst Quarter (ended 3/31/2020): **-20.07%**

The year-to-date return as of the most recent quarter, which ended March 31, 2021, was 5.69%.

## Average Annual Total Returns

As of December 31, 2020

	One Year	Five Years	Ten Years	Inception Date
ProFund VP Bull	16.03%	12.93%	11.66%	5/1/2001
S&P 500 <sup>®1</sup>	18.40%	15.22%	13.88%	

1 Reflects no deduction for fees, expenses or taxes. Adjusted to reflect the reinvestment of dividends paid by issuers in the Index.

## Management

The Fund is advised by ProFund Advisors. Michael Neches, Senior Portfolio Manager, and Devin Sullivan, Portfolio Manager, have jointly and primarily managed the Fund since October 2013 and March 2018, respectively.

## Purchase and Sale of Fund Shares

Shares are available for purchase by insurance company separate accounts to serve as an investment medium for variable insurance contracts, and by qualified pension and retirement plans, certain insurance companies, and ProFund Advisors. Investors do not contact the Fund directly to purchase or redeem shares. Please refer to the prospectus of the relevant separate account for information on the allocation of premiums and on

transfers of accumulated value among sub-accounts of the separate accounts that invest in the Fund.

### **Tax Information**

The Fund normally distributes its net investment income and net realized capital gains, if any, to its shareholders. If you are a holder of a contract or policy that invests in the Fund through an insurance company separate account, then these distributions will generally not be taxable to you; please consult the prospectus or other information provided to you by the insurance company regarding the tax consequences of your contract or policy. If you are a holder of such a contract or policy, or if you are investing through a pension or retirement plan that is a tax-advantaged arrangement, you may be taxed later upon distributions with respect to or from those contracts or arrangements. The Fund intends to distribute income, if any, and capital gains, if any, at least annually.

### **Payments to Insurance Companies and Other Financial Intermediaries**

The Fund or its distributor (and related companies) may pay insurance companies, which in turn may pay broker-dealers or other financial intermediaries (such as banks and insurance companies, or their related companies) for the sale and retention of variable contracts and/or policies which offer Fund shares. These payments may create a conflict of interest for a financial intermediary selling such variable contracts and/or policies, or may be a factor in the insurance company's decision to include the Fund as an investment option in its variable contract or policy. For more information, ask your financial advisor, visit your financial intermediary's website or consult the prospectus for the contract or policy.

## Investment Objective

ProFund VP Consumer Goods (the “Fund”) seeks investment results, before fees and expenses, that track the performance of the Dow Jones U.S. Consumer Goods<sup>SM</sup> Index (the “Index”).

## Fees and Expenses of the Fund

The table below describes the fees and expenses that you may pay if you buy, hold, and sell shares of the Fund. The expenses shown do not reflect charges or fees associated with insurance company separate accounts or insurance contracts, which would have the effect of increasing overall expenses. Annuity and policy holders should consult the prospectus for their contract or policy for more information about such charges and fees.

### Annual Fund Operating Expenses

(expenses that you pay each year as a percentage of the value of your investment)

Investment Advisory Fees	0.75%
Distribution and Service (12b-1) Fees	0.25%
Other Expenses	0.75%

### Total Annual Fund Operating Expenses Before Fee

**Waivers and Expense Reimbursements** 1.75%

Fee Waivers/Reimbursements<sup>1</sup> -0.07%

### Total Annual Fund Operating Expenses After Fee

**Waivers and Expense Reimbursements** 1.68%

<sup>1</sup> ProFund Advisors LLC (“ProFund Advisors”) has contractually agreed to waive Investment Advisory and Management Services Fees and to reimburse Other Expenses to the extent Total Annual Fund Operating Expenses Before Fee Waivers and Expense Reimbursements, as a percentage of average daily net assets, exceed 1.68% through April 30, 2022. After such date, the expense limitation may be terminated or revised by ProFund Advisors. Amounts waived or reimbursed in a particular contractual period may be recouped by ProFund Advisors within three years of the end of that contractual period, however, such recoupment will be limited to the lesser of any expense limitation in place at the time of recoupment or the expense limitation in place at the time of waiver or reimbursement.

**Example:** This example is intended to help you compare the cost of investing in the Fund with the cost of investing in other mutual funds.

The example assumes that you invest \$10,000 in the Fund for the time periods indicated and then redeem all of your shares at the end of each period. The example also assumes that your investment has a 5% return each year and that the Fund’s operating expenses remain the same, except that the fee waiver/expense reimbursement is assumed only to pertain to the first year. It does not reflect separate account or insurance contract fees or charges. If these charges were reflected, expenses would be higher. Although your actual costs may be higher or lower, based on these assumptions your approximate costs would be:

	1 Year	3 Years	5 Years	10 Years
ProFund VP Consumer Goods	\$171	\$544	\$942	\$2,057

The Fund pays transaction and financing costs associated with the purchase and sale of securities. These costs are not reflected in the table or the example above.

## Portfolio Turnover

The Fund pays transaction costs, such as commissions, when it buys and sells securities (or “turns over” its portfolio). A higher portfolio turnover rate may indicate higher transaction costs. These costs, which are not reflected in the Annual Fund Operating Expenses or in the example above, affect the Fund’s performance. During the most recent fiscal year, the Fund’s annual portfolio turnover rate was 141% of the average value of its entire portfolio.

## Principal Investment Strategies

The Fund invests in securities that ProFund Advisors believes, in combination, should track the performance of the Index. The Index is constructed and maintained by S&P Dow Jones Indices LLC. The Index seeks to measure the stock performance of certain U.S. companies in the consumer goods industry of the U.S. equity market. Component companies include, among others, automobiles and auto parts and tires, brewers and distillers, farming and fishing, durable and non-durable household product manufacturers, cosmetic companies, food and tobacco products, clothing, accessories and footwear. The Index is published under the Bloomberg ticker symbol “DJUSNC.”

The Fund will invest principally in the financial instruments set forth below.

- **Equity Securities** — The Fund invests in common stock issued by public companies.

ProFund Advisors uses a mathematical approach to investing. Using this approach, ProFund Advisors determines the type, quantity and mix of investment positions that it believes, in combination, the Fund should hold to produce returns consistent with the Fund’s investment objective. The Fund may invest in or gain exposure to only a representative sample of the securities in the Index or to securities not contained in the Index or in financial instruments, with the intent of obtaining exposure with aggregate characteristics similar to those of the Index. In managing the assets of the Fund, ProFund Advisors does not invest the assets of the Fund in securities or financial instruments based on ProFund Advisors’ view of the investment merit of a particular security, instrument, or company, nor does it conduct conventional investment research or analysis or forecast market movement or trends. The Fund seeks to remain fully invested at all times in securities and/or financial instruments that, in combination, provide exposure to the returns of the Index without regard to market conditions, trends or direction.

The Fund will concentrate or focus its investments in a particular industry or group of industries to approximately the same extent the Index is so concentrated or focused. As of December 31,

2020, the Index was concentrated in the food, beverage & tobacco industry group and was focused in the household & personal products, automobiles & components, and consumer durables & apparel industry groups.

Please see “Investment Objectives, Principal Investment Strategies and Related Risks” in the Fund’s Prospectus for additional details.

## Principal Risks

### You could lose money by investing in the Fund.

The principal risks described below are intended to provide information about the factors likely to have a significant adverse impact on the Fund’s returns and consequently the value of an investment in the Fund. The risks are presented in an order intended to facilitate readability and their order does not imply that the realization of one risk is more likely to occur than another risk or likely to have a greater adverse impact than another risk.

- **Correlation Risk** — A number of factors may affect the Fund’s ability to achieve a high degree of correlation with the Index, and there is no guarantee that the Fund will achieve a high degree of correlation. Failure to achieve a high degree of correlation may prevent the Fund from achieving its investment objective.

Factors that may adversely affect the Fund’s correlation with the Index include fees, expenses, transaction costs, income items, valuation methodology, accounting standards and disruptions or illiquidity in the markets for the financial instruments in which the Fund invests. The Fund may not have investment exposure to all of the securities in the Index, or its weighting of investment exposure to securities may be different from that of the Index. In addition, the Fund may invest in securities not included in the Index. The Fund may take or refrain from taking positions in order to improve tax efficiency, comply with regulatory restrictions, or for other reasons, each of which may negatively affect the Fund’s correlation with the Index. The Fund may also be subject to large movements of assets into and out of the Fund, potentially resulting in the Fund being over- or underexposed to the Index and may be impacted by Index reconstitutions and Index rebalancing events. Additionally, the Fund’s underlying investments may trade on markets that may not be open on the same day as the Fund, which may cause a difference between the performance of the Fund and the performance of the Index on such day. Any of these factors could decrease correlation between the performance of the Fund and the Index and may hinder the Fund’s ability to meet its investment objective.

- **Consumer Goods Industry Risk** — The Fund is subject to risks faced by companies in the consumer goods industry, including: the fact that securities prices and profitability may be affected by competition and consumer confidence; heavy dependence on disposable household income and consumer spending; severe competition; and changes in demographics and consumer tastes, which can affect the success of

consumer products. Many consumer goods are sold internationally, and companies that sell such products may be affected by market conditions in other countries and regions.

- **Equity and Market Risk** — Equity markets are volatile, and the value of securities, swaps, futures and other instruments correlated with equity markets may fluctuate dramatically from day to day. Equity markets are subject to corporate, political, regulatory, market and economic developments, as well as developments that impact specific economic sectors, industries or segments of the market. Further, stocks in the Index may underperform other equity investments. Volatility in the markets and/or market developments may cause the value of an investment in the Fund to decrease over short or long periods of time.
- **Concentration and Focused Investing** — The Index may concentrate (i.e., composed of securities that represent 25 percent or more of the value of the Index) or focus (i.e., composed of securities that represent a substantial portion of its value, but less than 25 percent) in an industry or group of industries. The Fund will allocate its investments to approximately the same extent as the Index. As a result, the Fund may be subject to greater market fluctuations than a fund that is more broadly invested across industries. Financial, economic, business, regulatory conditions, and other developments affecting issuers in a particular industry or group of industries will have a greater effect on the Fund, and if securities of the particular industry or group of industries as a group fall out of favor, the Fund could underperform, or its net asset value may be more volatile than, funds that have greater industry diversification.
- **Large-Cap Company Investment Risk** — Although returns on investments in large-cap companies are often perceived as being less volatile than the returns of companies with smaller market capitalizations, the return on large-cap securities could trail the returns on investments in smaller and mid-sized companies for a number of reasons. For example, large-cap companies may be unable to respond quickly to new competitive challenges, such as changes in technology, and also may not be able to attain the high growth rate of successful smaller companies.
- **Natural Disaster/Epidemic Risk** — Natural or environmental disasters, such as earthquakes, fires, floods, hurricanes, tsunamis and other severe weather-related phenomena generally, and widespread disease, including pandemics and epidemics (for example, the novel coronavirus COVID-19), have been and can be highly disruptive to economies and markets and have recently led, and may continue to lead, to increased market volatility and significant market losses. Such natural disaster and health crises could exacerbate political, social, and economic risks, and result in significant breakdowns, delays, shutdowns, social isolation, and other disruptions to important global, local and regional supply chains affected, with potential corresponding results on the operating performance of the Fund and its

investments. A climate of uncertainty and panic, including the contagion of infectious viruses or diseases, may adversely affect global, regional, and local economies and reduce the availability of potential investment opportunities, and increases the difficulty of performing due diligence and modeling market conditions, potentially reducing the accuracy of financial projections. Under these circumstances, the Fund may have difficulty achieving its investment objectives which may adversely impact Fund performance. Further, such events can be highly disruptive to economies and markets, significantly disrupt the operations of individual companies (including, but not limited to, the Fund's investment advisor, third party service providers, and counterparties), sectors, industries, markets, securities and commodity exchanges, currencies, interest and inflation rates, credit ratings, investor sentiment, and other factors affecting the value of the Fund's investments. These factors can cause substantial market volatility, exchange trading suspensions and closures, changes in the availability of and the margin requirements for certain instruments, and can impact the ability of the Fund to complete redemptions and otherwise affect Fund performance and Fund trading in the secondary market. A widespread crisis would also affect the global economy in ways that cannot necessarily be foreseen. How long such events will last and whether they will continue or recur cannot be predicted. Impacts from these could have a significant impact on the Fund's performance, resulting in losses to your investment.

• **Risk that Current Assumptions and Expectations Could Become Outdated As a Result of Global Economic Shock** —

The onset of the novel coronavirus (COVID-19) has caused significant shocks to global financial markets and economies, with many governments taking extreme actions to slow and contain the spread of COVID-19. These actions have had, and likely will continue to have, a severe economic impact on global economies as economic activity in some instances has essentially ceased. Financial markets across the globe are experiencing severe distress at least equal to what was experienced during the global financial crisis in 2008. In March 2020, U.S. equity markets entered a bear market in the fastest such move in the history of U.S. financial markets. During much of 2020, the unemployment rate in the U.S. was extremely high by historical standards. It is not possible to predict when unemployment and market conditions will return to more normal levels. The global economic shocks being experienced as of the date hereof may cause the underlying assumptions and expectations of the Fund to become outdated quickly or inaccurate, resulting in significant losses.

- **Non-Diversification Risk** — The Fund is classified as “non-diversified” under the Investment Company Act of 1940, as amended (“1940 Act”). This means it has the ability to invest a relatively high percentage of its assets in the securities of a small number of issuers. This may increase the Fund's

volatility and increase the risk that the Fund's performance will decline based on the performance of a single issuer.

- **Index Performance Risk** — The Index is maintained by a third party provider unaffiliated with the Fund or ProFund Advisors. There can be no guarantee or assurance that the methodology used by the third party provider to create the Index will result in the Fund achieving positive returns. Further, there can be no guarantee that the methodology underlying the Index or the daily calculation of the Index will be free from error. It is also possible that the value of the Index may be subject to intentional manipulation by third-party market participants. The Index used by the Fund may underperform other asset classes and may underperform other similar indices. Each of these factors could have a negative impact on the performance of the Fund.
- **Active Investor Risk** — The Fund permits short-term trading of its securities. A significant portion of assets invested in the Fund may come from professional money managers and investors who use the Fund as part of active trading or tactical asset allocation strategies. These strategies often call for frequent trading to take advantage of anticipated changes in market conditions, which could increase portfolio turnover and may result in additional costs for the Fund. In addition, large movements of assets into and out of the Fund may have a negative impact on the Fund's ability to achieve its investment objective or maintain a consistent level of operating expenses. In certain circumstances, the Fund's expense ratio may vary from current estimates or the historical ratio disclosed in this Prospectus.
- **Early Close/Late Close/Trading Halt Risk** — An exchange or market may close early, close late or issue trading halts on specific securities or financial instruments. As a result, the ability to trade certain securities or financial instruments may be restricted, which may result in the Fund being unable to trade those and other related financial instruments at all. In these circumstances, the Fund may be unable to rebalance its portfolio, may be unable to accurately price its investments and/or may incur substantial trading losses.
- **Liquidity Risk** — In certain circumstances, such as the disruption of the orderly markets for the financial instruments in which the Fund invests, the Fund might not be able to acquire or dispose of certain holdings quickly or at prices that represent true market value in the judgment of ProFund Advisors. Markets for the financial instruments in which the Fund invests may be disrupted by a number of events, including but not limited to economic crises, political crises, health crises, natural disasters, excessive volatility, new legislation, or regulatory changes inside or outside of the U.S. For example, regulation limiting the ability of certain financial institutions to invest in certain financial instruments would likely reduce the liquidity of those instruments. These situations may prevent the Fund from limiting losses, realizing gains or achieving a high correlation with the Index.



- **Portfolio Turnover Risk** — The Fund may incur high portfolio turnover to manage the Fund’s investment exposure. Additionally, active trading of the Fund’s shares may cause more frequent purchase and sales activities that could, in certain circumstances, increase the number of portfolio transactions. High levels of portfolio transactions increase brokerage and other transaction costs and may result in increased taxable capital gains. Each of these factors could have a negative impact on the performance of the Fund.
- **Tax Risk** — In order to qualify for the special tax treatment accorded a regulated investment company (“RIC”) and its shareholders, the Fund must derive at least 90% of its gross income for each taxable year from “qualifying income,” meet certain asset diversification tests at the end of each taxable quarter, and meet annual distribution requirements. The Fund’s pursuit of its investment strategies will potentially be limited by the Fund’s intention to qualify for such treatment and could adversely affect the Fund’s ability to so qualify. The Fund can make certain investments, the treatment of which for these purposes is unclear. If, in any year, the Fund were to fail to qualify for the special tax treatment accorded a RIC and its shareholders, and were ineligible to or were not to cure such failure, the Fund would be taxed in the same manner as an ordinary corporation subject to U.S. federal income tax on all its income at the fund level. The resulting taxes could substantially reduce the Fund’s net assets and the amount of income available for distribution. In addition, in order to requalify for taxation as a RIC, the Fund could be required to recognize unrealized gains, pay substantial taxes and interest, and make certain distributions. Please see the Statement of Additional Information for more information.
- **Valuation Risk** — In certain circumstances (e.g., if ProFund Advisors believes market quotations do not accurately reflect the fair value of an investment, or a trading halt closes an exchange or market early), ProFund Advisors may, in its sole discretion, choose to determine a fair value price as the basis for determining the market value of such investment for such day. The fair value of an investment determined by ProFund Advisors may be different from other value determinations of the same investment. Portfolio investments that are valued using techniques other than market quotations, including “fair valued” investments, may be subject to greater fluctuation in their value from one day to the next than would be the case if market quotations were used. In addition, there is no assurance that the Fund could sell a portfolio investment for the value established for it at any time, and it is possible that the Fund would incur a loss because a portfolio investment is sold at a discount to its established value.

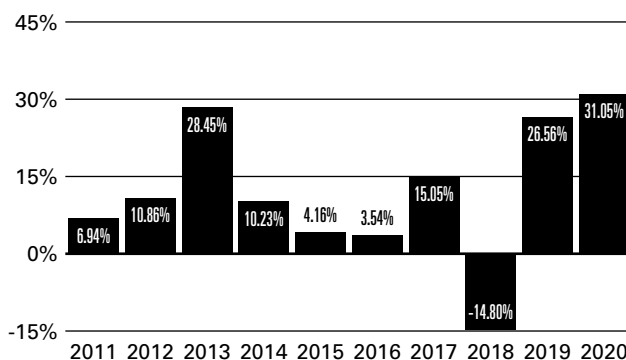
Please see “Investment Objectives, Principal Investment Strategies and Related Risks” in the Fund’s Prospectus for additional details.

## Investment Results

The bar chart below shows how the Fund’s investment results have varied from year to year, and the table shows how the

Fund’s average annual total returns for various periods compare with different broad measures of market performance. This information provides some indication of the risks of investing in the Fund. The Fund’s performance information reflects applicable fee waivers and/or expense limitations in effect during the period presented. Absent such fee waivers/expense limitations, if any, performance would have been lower. It does not reflect charges and fees associated with a separate account that invests in the Fund or any insurance contract for which it is an investment option. Charges and fees will reduce returns. Past results are not predictive of future results.

### Annual Returns as of December 31



Best Quarter (ended 6/30/2020): **18.11%**

Worst Quarter (ended 3/31/2020): **-18.54%**

The year-to-date return as of the most recent quarter, which ended March 31, 2021, was 1.90%.

### Average Annual Total Returns

As of December 31, 2020

	One Year	Five Years	Ten Years	Inception Date
ProFund VP Consumer Goods	31.05%	10.98%	11.40%	5/1/2002
<b>S&amp;P 500®<sup>1</sup></b>	<b>18.40%</b>	<b>15.22%</b>	<b>13.88%</b>	
<b>Dow Jones U.S. Consumer Goods<sup>SM</sup> Index<sup>1</sup></b>	<b>33.18%</b>	<b>12.83%</b>	<b>13.29%</b>	

<sup>1</sup> Reflects no deduction for fees, expenses or taxes. Adjusted to reflect the reinvestment of dividends paid by issuers in the Index.

## Management

The Fund is advised by ProFund Advisors. Michael Neches, Senior Portfolio Manager, and Tarak Davé, Portfolio Manager, have jointly and primarily managed the Fund since October 2013 and March 2018, respectively.

## Purchase and Sale of Fund Shares

Shares are available for purchase by insurance company separate accounts to serve as an investment medium for variable insurance contracts, and by qualified pension and retirement plans, certain insurance companies, and ProFund Advisors. Investors do not contact the Fund directly to purchase or redeem shares. Please refer to the prospectus of the relevant separate

account for information on the allocation of premiums and on transfers of accumulated value among sub-accounts of the separate accounts that invest in the Fund.

### **Tax Information**

The Fund normally distributes its net investment income and net realized capital gains, if any, to its shareholders. If you are a holder of a contract or policy that invests in the Fund through an insurance company separate account, then these distributions will generally not be taxable to you; please consult the prospectus or other information provided to you by the insurance company regarding the tax consequences of your contract or policy. If you are a holder of such a contract or policy, or if you are investing through a pension or retirement plan that is a tax-advantaged arrangement, you may be taxed later upon distributions with respect to or from those contracts or arrangements. The Fund intends to distribute income, if any, and capital gains, if any, at least annually.

### **Payments to Insurance Companies and Other Financial Intermediaries**

The Fund or its distributor (and related companies) may pay insurance companies, which in turn may pay broker-dealers or other financial intermediaries (such as banks and insurance companies, or their related companies) for the sale and retention of variable contracts and/or policies which offer Fund shares. These payments may create a conflict of interest for a financial intermediary selling such variable contracts and/or policies, or may be a factor in the insurance company's decision to include the Fund as an investment option in its variable contract or policy. For more information, ask your financial advisor, visit your financial intermediary's website or consult the prospectus for the contract or policy.

## Investment Objective

ProFund VP Consumer Services (the “Fund”) seeks investment results, before fees and expenses, that track the performance of the Dow Jones U.S. Consumer Services<sup>SM</sup> Index (the “Index”).

## Fees and Expenses of the Fund

The table below describes the fees and expenses that you may pay if you buy, hold, and sell shares of the Fund. The expenses shown do not reflect charges or fees associated with insurance company separate accounts or insurance contracts, which would have the effect of increasing overall expenses. Annuity and policy holders should consult the prospectus for their contract or policy for more information about such charges and fees.

### Annual Fund Operating Expenses

(expenses that you pay each year as a percentage of the value of your investment)

Investment Advisory Fees	0.75%
Distribution and Service (12b-1) Fees	0.25%
Other Expenses	0.75%

### Total Annual Fund Operating Expenses Before Fee

**Waivers and Expense Reimbursements** 1.75%

Fee Waivers/Reimbursements<sup>1</sup> -0.07%

### Total Annual Fund Operating Expenses After Fee

**Waivers and Expense Reimbursements** 1.68%

<sup>1</sup> ProFund Advisors LLC (“ProFund Advisors”) has contractually agreed to waive Investment Advisory and Management Services Fees and to reimburse Other Expenses to the extent Total Annual Fund Operating Expenses Before Fee Waivers and Expense Reimbursements, as a percentage of average daily net assets, exceed 1.68% through April 30, 2022. After such date, the expense limitation may be terminated or revised by ProFund Advisors. Amounts waived or reimbursed in a particular contractual period may be recouped by ProFund Advisors within three years of the end of that contractual period, however, such recoupment will be limited to the lesser of any expense limitation in place at the time of recoupment or the expense limitation in place at the time of waiver or reimbursement.

**Example:** This example is intended to help you compare the cost of investing in the Fund with the cost of investing in other mutual funds.

The example assumes that you invest \$10,000 in the Fund for the time periods indicated and then redeem all of your shares at the end of each period. The example also assumes that your investment has a 5% return each year and that the Fund’s operating expenses remain the same, except that the fee waiver/expense reimbursement is assumed only to pertain to the first year. It does not reflect separate account or insurance contract fees or charges. If these charges were reflected, expenses would be higher. Although your actual costs may be higher or lower, based on these assumptions your approximate costs would be:

	1 Year	3 Years	5 Years	10 Years
ProFund VP Consumer Services	\$171	\$544	\$942	\$2,057

The Fund pays transaction and financing costs associated with the purchase and sale of securities. These costs are not reflected in the table or the example above.

## Portfolio Turnover

The Fund pays transaction costs, such as commissions, when it buys and sells securities (or “turns over” its portfolio). A higher portfolio turnover rate may indicate higher transaction costs. These costs, which are not reflected in the Annual Fund Operating Expenses or in the example above, affect the Fund’s performance. During the most recent fiscal year, the Fund’s annual portfolio turnover rate was 116% of the average value of its entire portfolio.

## Principal Investment Strategies

The Fund invests in securities that ProFund Advisors believes, in combination, should track the performance of the Index. The Index is constructed and maintained by S&P Dow Jones Indices LLC. The Index seeks to measure the stock performance of certain U.S. companies in the consumer services sector of the U.S. equity market. Component companies include, among others, airlines, broadcasting and entertainment, apparel and broadline retailers, food and drug retailers, media agencies, publishing, gambling, hotels, restaurants and bars, and travel and tourism. The Index is a market cap weighted index that is updated in March, June, September and December. The Index is published under the Bloomberg ticker symbol “DJUSCY.”

The Fund will invest principally in the financial instruments set forth below.

- **Equity Securities** — The Fund invests in common stock issued by public companies.

ProFund Advisors uses a mathematical approach to investing. Using this approach, ProFund Advisors determines the type, quantity and mix of investment positions that it believes, in combination, the Fund should hold to produce returns consistent with the Fund’s investment objective. The Fund may invest in or gain exposure to only a representative sample of the securities in the Index or to securities not contained in the Index or in financial instruments, with the intent of obtaining exposure with aggregate characteristics similar to those of the Index. In managing the assets of the Fund, ProFund Advisors does not invest the assets of the Fund in securities or financial instruments based on ProFund Advisors’ view of the investment merit of a particular security, instrument, or company, nor does it conduct conventional investment research or analysis or forecast market movement or trends. The Fund seeks to remain fully invested at all times in securities and/or financial instruments that, in combination, provide exposure to the returns of the Index without regard to market conditions, trends or direction.

The Fund will concentrate or focus its investments in a particular industry or group of industries to approximately the same extent the Index is so concentrated or focused. As of December 31,

2020, the Index was concentrated in the retailing industry group and was focused in the media & entertainment industry group.

Please see “Investment Objectives, Principal Investment Strategies and Related Risks” in the Fund’s Prospectus for additional details.

## Principal Risks

### You could lose money by investing in the Fund.

The principal risks described below are intended to provide information about the factors likely to have a significant adverse impact on the Fund’s returns and consequently the value of an investment in the Fund. The risks are presented in an order intended to facilitate readability and their order does not imply that the realization of one risk is more likely to occur than another risk or likely to have a greater adverse impact than another risk.

- **Correlation Risk** — A number of factors may affect the Fund’s ability to achieve a high degree of correlation with the Index, and there is no guarantee that the Fund will achieve a high degree of correlation. Failure to achieve a high degree of correlation may prevent the Fund from achieving its investment objective.

Factors that may adversely affect the Fund’s correlation with the Index include fees, expenses, transaction costs, income items, valuation methodology, accounting standards and disruptions or illiquidity in the markets for the financial instruments in which the Fund invests. The Fund may not have investment exposure to all of the securities in the Index, or its weighting of investment exposure to securities may be different from that of the Index. In addition, the Fund may invest in securities not included in the Index. The Fund may take or refrain from taking positions in order to improve tax efficiency, comply with regulatory restrictions, or for other reasons, each of which may negatively affect the Fund’s correlation with the Index. The Fund may also be subject to large movements of assets into and out of the Fund, potentially resulting in the Fund being over- or underexposed to the Index and may be impacted by Index reconstitutions and Index rebalancing events. Additionally, the Fund’s underlying investments may trade on markets that may not be open on the same day as the Fund, which may cause a difference between the performance of the Fund and the performance of the Index on such day. Any of these factors could decrease correlation between the performance of the Fund and the Index and may hinder the Fund’s ability to meet its investment objective.

- **Consumer Services Industry Risk** — The risks of investments in the industry include: the fact that securities prices and profitability may be tied closely to the performance of the domestic and international economy, interest rates, competition and consumer confidence; heavy dependence on disposable household income and consumer spending; severe competition; and changes in demographics and consumer tastes.

- **Equity and Market Risk** — Equity markets are volatile, and the value of securities, swaps, futures and other instruments correlated with equity markets may fluctuate dramatically from day to day. Equity markets are subject to corporate, political, regulatory, market and economic developments, as well as developments that impact specific economic sectors, industries or segments of the market. Further, stocks in the Index may underperform other equity investments. Volatility in the markets and/or market developments may cause the value of an investment in the Fund to decrease over short or long periods of time.
- **Concentration and Focused Investing** — The Index may concentrate (i.e., composed of securities that represent 25 percent or more of the value of the Index) or focus (i.e., composed of securities that represent a substantial portion of its value, but less than 25 percent) in an industry or group of industries. The Fund will allocate its investments to approximately the same extent as the Index. As a result, the Fund may be subject to greater market fluctuations than a fund that is more broadly invested across industries. Financial, economic, business, regulatory conditions, and other developments affecting issuers in a particular industry or group of industries will have a greater effect on the Fund, and if securities of the particular industry or group of industries as a group fall out of favor, the Fund could underperform, or its net asset value may be more volatile than, funds that have greater industry diversification.
- **Large-Cap Company Investment Risk** — Although returns on investments in large-cap companies are often perceived as being less volatile than the returns of companies with smaller market capitalizations, the return on large-cap securities could trail the returns on investments in smaller and mid-sized companies for a number of reasons. For example, large-cap companies may be unable to respond quickly to new competitive challenges, such as changes in technology, and also may not be able to attain the high growth rate of successful smaller companies.
- **Natural Disaster/Epidemic Risk** — Natural or environmental disasters, such as earthquakes, fires, floods, hurricanes, tsunamis and other severe weather-related phenomena generally, and widespread disease, including pandemics and epidemics (for example, the novel coronavirus COVID-19), have been and can be highly disruptive to economies and markets and have recently led, and may continue to lead, to increased market volatility and significant market losses. Such natural disaster and health crises could exacerbate political, social, and economic risks, and result in significant breakdowns, delays, shutdowns, social isolation, and other disruptions to important global, local and regional supply chains affected, with potential corresponding results on the operating performance of the Fund and its investments. A climate of uncertainty and panic, including the contagion of infectious viruses or diseases, may adversely

affect global, regional, and local economies and reduce the availability of potential investment opportunities, and increases the difficulty of performing due diligence and modeling market conditions, potentially reducing the accuracy of financial projections. Under these circumstances, the Fund may have difficulty achieving its investment objectives which may adversely impact Fund performance. Further, such events can be highly disruptive to economies and markets, significantly disrupt the operations of individual companies (including, but not limited to, the Fund's investment advisor, third party service providers, and counterparties), sectors, industries, markets, securities and commodity exchanges, currencies, interest and inflation rates, credit ratings, investor sentiment, and other factors affecting the value of the Fund's investments. These factors can cause substantial market volatility, exchange trading suspensions and closures, changes in the availability of and the margin requirements for certain instruments, and can impact the ability of the Fund to complete redemptions and otherwise affect Fund performance and Fund trading in the secondary market. A widespread crisis would also affect the global economy in ways that cannot necessarily be foreseen. How long such events will last and whether they will continue or recur cannot be predicted. Impacts from these could have a significant impact on the Fund's performance, resulting in losses to your investment.

• **Risk that Current Assumptions and Expectations Could Become Outdated As a Result of Global Economic Shock** —

The onset of the novel coronavirus (COVID-19) has caused significant shocks to global financial markets and economies, with many governments taking extreme actions to slow and contain the spread of COVID-19. These actions have had, and likely will continue to have, a severe economic impact on global economies as economic activity in some instances has essentially ceased. Financial markets across the globe are experiencing severe distress at least equal to what was experienced during the global financial crisis in 2008. In March 2020, U.S. equity markets entered a bear market in the fastest such move in the history of U.S. financial markets. During much of 2020, the unemployment rate in the U.S. was extremely high by historical standards. It is not possible to predict when unemployment and market conditions will return to more normal levels. The global economic shocks being experienced as of the date hereof may cause the underlying assumptions and expectations of the Fund to become outdated quickly or inaccurate, resulting in significant losses.

- **Index Performance Risk** — The Index is maintained by a third party provider unaffiliated with the Fund or ProFund Advisors. There can be no guarantee or assurance that the methodology used by the third party provider to create the Index will result in the Fund achieving positive returns. Further, there can be no guarantee that the methodology

underlying the Index or the daily calculation of the Index will be free from error. It is also possible that the value of the Index may be subject to intentional manipulation by third-party market participants. The Index used by the Fund may underperform other asset classes and may underperform other similar indices. Each of these factors could have a negative impact on the performance of the Fund.

- **Active Investor Risk** — The Fund permits short-term trading of its securities. A significant portion of assets invested in the Fund may come from professional money managers and investors who use the Fund as part of active trading or tactical asset allocation strategies. These strategies often call for frequent trading to take advantage of anticipated changes in market conditions, which could increase portfolio turnover and may result in additional costs for the Fund. In addition, large movements of assets into and out of the Fund may have a negative impact on the Fund's ability to achieve its investment objective or maintain a consistent level of operating expenses. In certain circumstances, the Fund's expense ratio may vary from current estimates or the historical ratio disclosed in this Prospectus.
- **Early Close/Late Close/Trading Halt Risk** — An exchange or market may close early, close late or issue trading halts on specific securities or financial instruments. As a result, the ability to trade certain securities or financial instruments may be restricted, which may result in the Fund being unable to trade those and other related financial instruments at all. In these circumstances, the Fund may be unable to rebalance its portfolio, may be unable to accurately price its investments and/or may incur substantial trading losses.
- **Liquidity Risk** — In certain circumstances, such as the disruption of the orderly markets for the financial instruments in which the Fund invests, the Fund might not be able to acquire or dispose of certain holdings quickly or at prices that represent true market value in the judgment of ProFund Advisors. Markets for the financial instruments in which the Fund invests may be disrupted by a number of events, including but not limited to economic crises, political crises, health crises, natural disasters, excessive volatility, new legislation, or regulatory changes inside or outside of the U.S. For example, regulation limiting the ability of certain financial institutions to invest in certain financial instruments would likely reduce the liquidity of those instruments. These situations may prevent the Fund from limiting losses, realizing gains or achieving a high correlation with the Index.
- **Portfolio Turnover Risk** — The Fund may incur high portfolio turnover to manage the Fund's investment exposure. Additionally, active trading of the Fund's shares may cause more frequent purchase and sales activities that could, in certain circumstances, increase the number of portfolio transactions. High levels of portfolio transactions increase brokerage and other transaction costs and may result in



increased taxable capital gains. Each of these factors could have a negative impact on the performance of the Fund.

- Tax Risk** — In order to qualify for the special tax treatment accorded a regulated investment company (“RIC”) and its shareholders, the Fund must derive at least 90% of its gross income for each taxable year from “qualifying income,” meet certain asset diversification tests at the end of each taxable quarter, and meet annual distribution requirements. The Fund’s pursuit of its investment strategies will potentially be limited by the Fund’s intention to qualify for such treatment and could adversely affect the Fund’s ability to so qualify. The Fund can make certain investments, the treatment of which for these purposes is unclear. If, in any year, the Fund were to fail to qualify for the special tax treatment accorded a RIC and its shareholders, and were ineligible to or were not to cure such failure, the Fund would be taxed in the same manner as an ordinary corporation subject to U.S. federal income tax on all its income at the fund level. The resulting taxes could substantially reduce the Fund’s net assets and the amount of income available for distribution. In addition, in order to requalify for taxation as a RIC, the Fund could be required to recognize unrealized gains, pay substantial taxes and interest, and make certain distributions. Please see the Statement of Additional Information for more information.

- Valuation Risk** — In certain circumstances (e.g., if ProFund Advisors believes market quotations do not accurately reflect the fair value of an investment, or a trading halt closes an exchange or market early), ProFund Advisors may, in its sole discretion, choose to determine a fair value price as the basis for determining the market value of such investment for such day. The fair value of an investment determined by ProFund Advisors may be different from other value determinations of the same investment. Portfolio investments that are valued using techniques other than market quotations, including “fair valued” investments, may be subject to greater fluctuation in their value from one day to the next than would be the case if market quotations were used. In addition, there is no assurance that the Fund could sell a portfolio investment for the value established for it at any time, and it is possible that the Fund would incur a loss because a portfolio investment is sold at a discount to its established value.

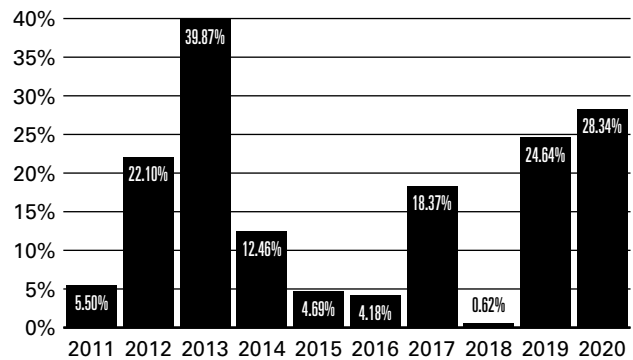
Please see “Investment Objectives, Principal Investment Strategies and Related Risks” in the Fund’s Prospectus for additional details.

## Investment Results

The bar chart below shows how the Fund’s investment results have varied from year to year, and the table shows how the Fund’s average annual total returns for various periods compare with different broad measures of market performance. This information provides some indication of the risks of investing in the Fund. The Fund’s performance information reflects applicable fee waivers and/or expense limitations in effect during the period presented. Absent such fee waivers/expense limitations, if any, performance would have been lower. It does not reflect charges and fees associated with a separate account

that invests in the Fund or any insurance contract for which it is an investment option. Charges and fees will reduce returns. Past results are not predictive of future results.

### Annual Returns as of December 31



Best Quarter (ended 6/30/2020): **25.09%**

Worst Quarter (ended 3/31/2020): **-18.39%**

The year-to-date return as of the most recent quarter, which ended March 31, 2021, was 3.40%.

### Average Annual Total Returns

As of December 31, 2020

	One Year	Five Years	Ten Years	Inception Date
ProFund VP Consumer Services	28.34%	14.69%	15.46%	5/1/2002
<b>S&amp;P 500<sup>®1</sup></b>	<b>18.40%</b>	<b>15.22%</b>	<b>13.88%</b>	
<b>Dow Jones U.S. Consumer Services<sup>SM</sup> Index<sup>1</sup></b>	<b>29.76%</b>	<b>16.48%</b>	<b>17.35%</b>	

<sup>1</sup> Reflects no deduction for fees, expenses or taxes. Adjusted to reflect the reinvestment of dividends paid by issuers in the Index.

## Management

The Fund is advised by ProFund Advisors. Michael Neches, Senior Portfolio Manager, and Tarak Davé, Portfolio Manager, have jointly and primarily managed the Fund since October 2013 and March 2018, respectively.

## Purchase and Sale of Fund Shares

Shares are available for purchase by insurance company separate accounts to serve as an investment medium for variable insurance contracts, and by qualified pension and retirement plans, certain insurance companies, and ProFund Advisors. Investors do not contact the Fund directly to purchase or redeem shares. Please refer to the prospectus of the relevant separate account for information on the allocation of premiums and on transfers of accumulated value among sub-accounts of the separate accounts that invest in the Fund.

## Tax Information

The Fund normally distributes its net investment income and net realized capital gains, if any, to its shareholders. If you are a holder of a contract or policy that invests in the Fund through an insurance company separate account, then these distributions

will generally not be taxable to you; please consult the prospectus or other information provided to you by the insurance company regarding the tax consequences of your contract or policy. If you are a holder of such a contract or policy, or if you are investing through a pension or retirement plan that is a tax-advantaged arrangement, you may be taxed later upon distributions with respect to or from those contracts or arrangements. The Fund intends to distribute income, if any, and capital gains, if any, at least annually.

### **Payments to Insurance Companies and Other Financial Intermediaries**

The Fund or its distributor (and related companies) may pay insurance companies, which in turn may pay broker-dealers or

other financial intermediaries (such as banks and insurance companies, or their related companies) for the sale and retention of variable contracts and/or policies which offer Fund shares. These payments may create a conflict of interest for a financial intermediary selling such variable contracts and/or policies, or may be a factor in the insurance company's decision to include the Fund as an investment option in its variable contract or policy. For more information, ask your financial advisor, visit your financial intermediary's website or consult the prospectus for the contract or policy.

## Investment Objective

ProFund VP Dow 30 (the “Fund”) seeks investment results, before fees and expenses, that track the performance of the Dow Jones Industrial Average<sup>SM</sup> (the “Index”).

## Fees and Expenses of the Fund

The table below describes the fees and expenses that you may pay if you buy, hold, and sell shares of the Fund. The expenses shown do not reflect charges or fees associated with insurance company separate accounts or insurance contracts, which would have the effect of increasing overall expenses. Annuity and policy holders should consult the prospectus for their contract or policy for more information about such charges and fees.

### Annual Fund Operating Expenses

(expenses that you pay each year as a percentage of the value of your investment)

Investment Advisory Fees	0.75%
Distribution and Service (12b-1) Fees	0.25%
Other Expenses	0.58%
<b>Total Annual Fund Operating Expenses<sup>1</sup></b>	<b>1.58%</b>

<sup>1</sup> ProFund Advisors LLC (“ProFund Advisors”) has contractually agreed to waive Investment Advisory and Management Services Fees and to reimburse Other Expenses to the extent Total Annual Fund Operating Expenses Before Fee Waivers and Expense Reimbursements, as a percentage of average daily net assets, exceed 1.68% through April 30, 2022. After such date, the expense limitation may be terminated or revised by ProFund Advisors. Amounts waived or reimbursed in a particular contractual period may be recouped by ProFund Advisors within three years of the end of that contractual period, however, such recoupment will be limited to the lesser of any expense limitation in place at the time of recoupment or the expense limitation in place at the time of waiver or reimbursement.

**Example:** This example is intended to help you compare the cost of investing in the Fund with the cost of investing in other mutual funds.

The example assumes that you invest \$10,000 in the Fund for the time periods indicated and then redeem all of your shares at the end of each period. The example also assumes that your investment has a 5% return each year and that the Fund’s operating expenses remain the same. It does not reflect separate account or insurance contract fees or charges. If these charges were reflected, expenses would be higher. Although your actual costs may be higher or lower, based on these assumptions your approximate costs would be:

	1Year	3Years	5Years	10Years
ProFund VP Dow 30	\$161	\$499	\$860	\$1,878

The Fund pays transaction and financing costs associated with the purchase and sale of securities and derivatives. These costs are not reflected in the table or the example above.

## Portfolio Turnover

The Fund pays transaction costs, such as commissions, when it buys and sells securities (or “turns over” its portfolio). A higher

portfolio turnover rate may indicate higher transaction costs. These costs, which are not reflected in the Annual Fund Operating Expenses or in the example above, affect the Fund’s performance. During the most recent fiscal year, the Fund’s annual portfolio turnover rate was 0% of the average value of its entire portfolio. This portfolio turnover rate is calculated without regard to cash instruments or derivatives transactions. If such transactions were included, the Fund’s portfolio turnover rate would be significantly higher.

## Principal Investment Strategies

The Fund invests in financial instruments that ProFund Advisors believes, in combination, should track the performance of the Index. The Index is constructed and maintained by S&P Dow Jones Indices LLC (the “Index Provider”). The Index is a price-weighted index and includes 30 large-cap, “blue-chip” U.S. stocks, excluding utility and transportation companies. While stock selection is not governed by quantitative rules, a stock typically is added only if the company has an excellent reputation, demonstrates sustained growth and is of interest to a large number of investors. Companies should be incorporated and headquartered in the U.S. In addition, a plurality of revenues should be derived from the U.S. Maintaining adequate sector representation within the Index is also a consideration in the selection process for the Dow Jones Industrial Average<sup>TM</sup>. Changes to the Index are made on an as needed basis. There is no annual or semi-annual reconstitution. Rather, changes in response to corporate actions and market developments can be made at any time. The Index is published under the Bloomberg ticker symbol “DJI.”

The Fund will invest principally in the financial instruments set forth below. The Fund expects that its cash balances maintained in connection with the use of financial instruments will typically be held in money market instruments.

- **Derivatives** — The Fund invests in derivatives, which are financial instruments whose value is derived from the value of an underlying asset or assets, such as stocks, bonds, funds (including exchange-traded funds (“ETFs”)), interest rates or indexes. The Fund invests in derivatives as a substitute for investing directly in stocks in order to gain exposure to the Index. These derivatives principally include:
  - **Swap Agreements** — Contracts entered into primarily with major global financial institutions for a specified period ranging from a day to more than one year. In a standard “swap” transaction, two parties agree to exchange the return (or differentials in rates of return) earned or realized on particular predetermined investments or instruments. The gross return to be exchanged or “swapped” between the parties is calculated with respect to a “notional amount,” e.g., the return on or change in value of a particular dollar amount invested in a “basket” of securities or an ETF representing a particular index.

- **Futures Contracts** — Standardized contracts traded on, or subject to the rules of, an exchange that call for the future delivery of a specified quantity and type of asset at a specified time and place or, alternatively, may call for cash settlement.
- **Money Market Instruments** — The Fund invests in short-term cash instruments that have a remaining maturity of 397 days or less and exhibit high quality credit profiles, for example:
  - **U.S. Treasury Bills** — U.S. government securities that have initial maturities of one year or less, and are supported by the full faith and credit of the U.S. government.
  - **Repurchase Agreements** — Contracts in which a seller of securities, usually U.S. government securities or other money market instruments, agrees to buy the securities back at a specified time and price. Repurchase agreements are primarily used by the Fund as a short-term investment vehicle for cash positions.

ProFund Advisors uses a mathematical approach to investing. Using this approach, ProFund Advisors determines the type, quantity and mix of investment positions that it believes, in combination, the Fund should hold to produce returns consistent with the Fund's investment objective. The Fund may invest in or gain exposure to only a representative sample of the securities in the Index or to securities not contained in the Index or in financial instruments, with the intent of obtaining exposure with aggregate characteristics similar to those of the Index. In managing the assets of the Fund, ProFund Advisors does not invest the assets of the Fund in securities or financial instruments based on ProFund Advisors' view of the investment merit of a particular security, instrument, or company, nor does it conduct conventional investment research or analysis or forecast market movement or trends. The Fund seeks to remain fully invested at all times in securities and/or financial instruments that, in combination, provide exposure to the returns of the Index without regard to market conditions, trends or direction.

The Fund will concentrate or focus its investments in a particular industry or group of industries, country or region to approximately the same extent the Index is so concentrated or focused. As of December 31, 2020, the Index was not concentrated in an industry group, but was focused in the information technology, health care, and industrials industry groups.

Please see "Investment Objectives, Principal Investment Strategies and Related Risks" in the Fund's Prospectus for additional details.

## Principal Risks

### You could lose money by investing in the Fund.

The principal risks described below are intended to provide information about the factors likely to have a significant adverse impact on the Fund's returns and consequently the value of an

investment in the Fund. The risks are presented in an order intended to facilitate readability and their order does not imply that the realization of one risk is more likely to occur than another risk or likely to have a greater adverse impact than another risk.

- **Risks Associated with the Use of Derivatives** — Investing in derivatives may be considered aggressive and may expose the Fund to greater risks and may result in larger losses or smaller gains than investing directly in the reference asset(s) underlying those derivatives. These risks include counterparty risk, liquidity risk and increased correlation risk. When the Fund uses derivatives, there may be imperfect correlation between the value of the reference asset(s) underlying the derivative (e.g., the Index) and the derivative, which may prevent the Fund from achieving its investment objective. Because derivatives often require only a limited initial investment, the use of derivatives also may expose the Fund to losses in excess of those amounts initially invested. The Fund may use a combination of swaps on the Index and swaps on an ETF that is designed to track the performance of the Index. The performance of an ETF may not track the performance of the Index due to embedded costs and other factors. Thus, to the extent the Fund invests in swaps that use an ETF as the reference asset, the Fund may be subject to greater correlation risk and may not achieve as high a degree of correlation with the Index as it would if the Fund only used swaps on the Index. Moreover, with respect to the use of swap agreements, if the Index has a dramatic intraday move that causes a material decline in the Fund's net assets, the terms of a swap agreement between the Fund and its counterparty may permit the counterparty to immediately close out the transaction with the Fund. In that event, the Fund may be unable to enter into another swap agreement or invest in other derivatives to achieve the desired exposure consistent with the Fund's investment objective. This, in turn, may prevent the Fund from achieving its investment objective, even if the Index reverses all or a portion of its intraday move by the end of the day. As a result, the value of an investment in the Fund may change quickly and without warning. Any costs associated with using derivatives will also have the effect of lowering the Fund's return.
- **Correlation Risk** — A number of factors may affect the Fund's ability to achieve a high degree of correlation with the Index, and there is no guarantee that the Fund will achieve a high degree of correlation. Failure to achieve a high degree of correlation may prevent the Fund from achieving its investment objective.

Factors that may adversely affect the Fund's correlation with the Index include fees, expenses, transaction costs, income items, valuation methodology, accounting standards and disruptions or illiquidity in the markets for the financial instruments in which the Fund invests. The Fund may not have investment exposure to all of the securities in the Index, or its weighting of investment exposure to securities may be

different from that of the Index. In addition, the Fund may invest in securities not included in the Index. The Fund may take or refrain from taking positions in order to improve tax efficiency, comply with regulatory restrictions, or for other reasons, each of which may negatively affect the Fund's correlation with the Index. The Fund may also be subject to large movements of assets into and out of the Fund, potentially resulting in the Fund being over- or underexposed to the Index and may be impacted by Index reconstitutions and Index rebalancing events. Additionally, the Fund's underlying investments may trade on markets that may not be open on the same day as the Fund, which may cause a difference between the performance of the Fund and the performance of the Index on such day. Any of these factors could decrease correlation between the performance of the Fund and the Index and may hinder the Fund's ability to meet its investment objective.

- **Counterparty Risk** — Investing in derivatives and repurchase agreements involves entering into contracts with third parties (i.e., counterparties). The use of derivatives involves risks that are different from those associated with ordinary portfolio securities transactions. The Fund will be subject to credit risk (i.e., the risk that a counterparty is or is perceived to be unwilling or unable to make timely payments or otherwise meet its contractual obligations) with respect to the amount it expects to receive from counterparties to derivatives and repurchase agreements entered into by the Fund. If a counterparty becomes bankrupt or fails to perform its obligations, or if any collateral posted by the counterparty for the benefit of the Fund is insufficient or there are delays in the Fund's ability to access such collateral, the value of an investment in the Fund may decline.
- **Equity and Market Risk** — Equity markets are volatile, and the value of securities, swaps, futures and other instruments correlated with equity markets may fluctuate dramatically from day to day. Equity markets are subject to corporate, political, regulatory, market and economic developments, as well as developments that impact specific economic sectors, industries or segments of the market. Further, stocks in the Index may underperform other equity investments. Volatility in the markets and/or market developments may cause the value of an investment in the Fund to decrease over short or long periods of time.
- **Concentration and Focused Investing** — The Index may concentrate (i.e., composed of securities that represent 25 percent or more of the value of the Index) or focus (i.e., composed of securities that represent a substantial portion of its value, but less than 25 percent) in an industry or group of industries. The Fund will allocate its investments to approximately the same extent as the Index. As a result, the Fund may be subject to greater market fluctuations than a fund that is more broadly invested across industries. Financial, economic, business, regulatory conditions, and other developments affecting issuers in a particular industry or

group of industries will have a greater effect on the Fund, and if securities of the particular industry or group of industries as a group fall out of favor, the Fund could underperform, or its net asset value may be more volatile than, funds that have greater industry diversification.

- **Exposure to Large-Cap Company Investment Risk** — Although returns on investments in large-cap companies are often perceived as being less volatile than the returns of companies with smaller market capitalizations, the return on large-cap securities could trail the returns on investments in smaller and mid-sized companies for a number of reasons. For example, large-cap companies may be unable to respond quickly to new competitive challenges, such as changes in technology, and also may not be able to attain the high growth rate of successful smaller companies.
- **Natural Disaster/Epidemic Risk** — Natural or environmental disasters, such as earthquakes, fires, floods, hurricanes, tsunamis and other severe weather-related phenomena generally, and widespread disease, including pandemics and epidemics (for example, the novel coronavirus COVID-19), have been and can be highly disruptive to economies and markets and have recently led, and may continue to lead, to increased market volatility and significant market losses. Such natural disaster and health crises could exacerbate political, social, and economic risks, and result in significant breakdowns, delays, shutdowns, social isolation, and other disruptions to important global, local and regional supply chains affected, with potential corresponding results on the operating performance of the Fund and its investments. A climate of uncertainty and panic, including the contagion of infectious viruses or diseases, may adversely affect global, regional, and local economies and reduce the availability of potential investment opportunities, and increases the difficulty of performing due diligence and modeling market conditions, potentially reducing the accuracy of financial projections. Under these circumstances, the Fund may have difficulty achieving its investment objectives which may adversely impact Fund performance. Further, such events can be highly disruptive to economies and markets, significantly disrupt the operations of individual companies (including, but not limited to, the Fund's investment advisor, third party service providers, and counterparties), sectors, industries, markets, securities and commodity exchanges, currencies, interest and inflation rates, credit ratings, investor sentiment, and other factors affecting the value of the Fund's investments. These factors can cause substantial market volatility, exchange trading suspensions and closures, changes in the availability of and the margin requirements for certain instruments, and can impact the ability of the Fund to complete redemptions and otherwise affect Fund performance and Fund trading in the secondary market. A widespread crisis would also affect the global economy in ways that cannot necessarily be foreseen. How long such events will last and whether they will continue or



recur cannot be predicted. Impacts from these could have a significant impact on the Fund's performance, resulting in losses to your investment.

- **Risk that Current Assumptions and Expectations Could Become Outdated As a Result of Global Economic Shock** —

The onset of the novel coronavirus (COVID-19) has caused significant shocks to global financial markets and economies, with many governments taking extreme actions to slow and contain the spread of COVID-19. These actions have had, and likely will continue to have, a severe economic impact on global economies as economic activity in some instances has essentially ceased. Financial markets across the globe are experiencing severe distress at least equal to what was experienced during the global financial crisis in 2008. In March 2020, U.S. equity markets entered a bear market in the fastest such move in the history of U.S. financial markets. During much of 2020, the unemployment rate in the U.S. was extremely high by historical standards. It is not possible to predict when unemployment and market conditions will return to more normal levels. The global economic shocks being experienced as of the date hereof may cause the underlying assumptions and expectations of the Fund to become outdated quickly or inaccurate, resulting in significant losses.

- **Non-Diversification Risk** — The Fund is classified as “non-diversified” under the Investment Company Act of 1940, as amended (“1940 Act”). This means it has the ability to invest a relatively high percentage of its assets in the securities of a small number of issuers or in financial instruments with a single counterparty or a few counterparties. This may increase the Fund's volatility and increase the risk that the Fund's performance will decline based on the performance of a single issuer or the credit of a single counterparty.

- **Index Performance Risk** — The Index is maintained by a third party provider unaffiliated with the Fund or ProFund Advisors. There can be no guarantee or assurance that the methodology used by the third party provider to create the Index will result in the Fund achieving positive returns. Further, there can be no guarantee that the methodology underlying the Index or the daily calculation of the Index will be free from error. It is also possible that the value of the Index may be subject to intentional manipulation by third-party market participants. The Index used by the Fund may underperform other asset classes and may underperform other similar indices. Each of these factors could have a negative impact on the performance of the Fund.

- **Active Investor Risk** — The Fund permits short-term trading of its securities. A significant portion of assets invested in the Fund may come from professional money managers and investors who use the Fund as part of active trading or tactical asset allocation strategies. These strategies often call for frequent trading to take advantage of anticipated changes in market conditions, which could increase portfolio turnover and may result in additional costs for the Fund. In addition,

large movements of assets into and out of the Fund may have a negative impact on the Fund's ability to achieve its investment objective or maintain a consistent level of operating expenses. In certain circumstances, the Fund's expense ratio may vary from current estimates or the historical ratio disclosed in this Prospectus.

- **Early Close/Late Close/Trading Halt Risk** — An exchange or market may close early, close late or issue trading halts on specific securities or financial instruments. As a result, the ability to trade certain securities or financial instruments may be restricted, which may result in the Fund being unable to trade those and other related financial instruments at all. In these circumstances, the Fund may be unable to rebalance its portfolio, may be unable to accurately price its investments and/or may incur substantial trading losses.

- **Liquidity Risk** — In certain circumstances, such as the disruption of the orderly markets for the financial instruments in which the Fund invests, the Fund might not be able to acquire or dispose of certain holdings quickly or at prices that represent true market value in the judgment of ProFund Advisors. Markets for the financial instruments in which the Fund invests may be disrupted by a number of events, including but not limited to economic crises, political crises, health crises, natural disasters, excessive volatility, new legislation, or regulatory changes inside or outside of the U.S. For example, regulation limiting the ability of certain financial institutions to invest in certain financial instruments would likely reduce the liquidity of those instruments. These situations may prevent the Fund from limiting losses, realizing gains or achieving a high correlation with the Index.

- **Portfolio Turnover Risk** — The Fund may incur high portfolio turnover to manage the Fund's investment exposure. Additionally, active trading of the Fund's shares may cause more frequent purchase and sales activities that could, in certain circumstances, increase the number of portfolio transactions. High levels of portfolio transactions increase brokerage and other transaction costs and may result in increased taxable capital gains. Each of these factors could have a negative impact on the performance of the Fund.

- **Tax Risk** — In order to qualify for the special tax treatment accorded a regulated investment company (“RIC”) and its shareholders, the Fund must derive at least 90% of its gross income for each taxable year from “qualifying income,” meet certain asset diversification tests at the end of each taxable quarter, and meet annual distribution requirements. The Fund's pursuit of its investment strategies will potentially be limited by the Fund's intention to qualify for such treatment and could adversely affect the Fund's ability to so qualify. The Fund can make certain investments, the treatment of which for these purposes is unclear. If, in any year, the Fund were to fail to qualify for the special tax treatment accorded a RIC and its shareholders, and were ineligible to or were not to cure such failure, the Fund would be taxed in the same manner as an ordinary corporation subject to U.S. federal income tax on

all its income at the fund level. The resulting taxes could substantially reduce the Fund's net assets and the amount of income available for distribution. In addition, in order to requalify for taxation as a RIC, the Fund could be required to recognize unrealized gains, pay substantial taxes and interest, and make certain distributions. Please see the Statement of Additional Information for more information.

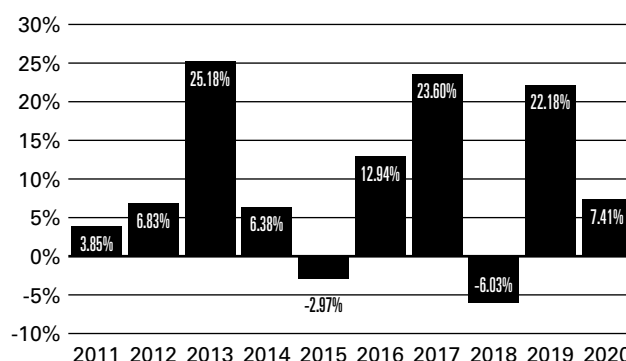
- **Valuation Risk** — In certain circumstances (e.g., if ProFund Advisors believes market quotations do not accurately reflect the fair value of an investment, or a trading halt closes an exchange or market early), ProFund Advisors may, in its sole discretion, choose to determine a fair value price as the basis for determining the market value of such investment for such day. The fair value of an investment determined by ProFund Advisors may be different from other value determinations of the same investment. Portfolio investments that are valued using techniques other than market quotations, including "fair valued" investments, may be subject to greater fluctuation in their value from one day to the next than would be the case if market quotations were used. In addition, there is no assurance that the Fund could sell a portfolio investment for the value established for it at any time, and it is possible that the Fund would incur a loss because a portfolio investment is sold at a discount to its established value.

Please see "Investment Objectives, Principal Investment Strategies and Related Risks" in the Fund's Prospectus for additional details.

## Investment Results

The bar chart below shows how the Fund's investment results have varied from year to year, and the table shows how the Fund's average annual total returns for various periods compare with a broad measure of market performance. This information provides some indication of the risks of investing in the Fund. The Fund's performance information reflects applicable fee waivers and/or expense limitations in effect during the period presented. Absent such fee waivers/expense limitations, if any, performance would have been lower. It does not reflect charges and fees associated with a separate account that invests in the Fund or any insurance contract for which it is an investment option. Charges and fees will reduce returns. Past results are not predictive of future results.

## Annual Returns as of December 31



Best Quarter (ended 6/30/2020): **17.68%**

Worst Quarter (ended 3/31/2020): **-23.08%**

The year-to-date return as of the most recent quarter, which ended March 31, 2021, was 7.48%.

## Average Annual Total Returns

As of December 31, 2020

	One Year	Five Years	Ten Years	Inception Date
ProFund VP Dow 30	7.41%	11.48%	9.45%	5/1/2006
Dow Jones Industrial Average <sup>SM1</sup>	9.72%	14.65%	12.97%	

- 1 Reflects no deduction for fees, expenses or taxes. Adjusted to reflect the reinvestment of dividends paid by issuers in the Index.

## Management

The Fund is advised by ProFund Advisors. Michael Neches, Senior Portfolio Manager, and Devin Sullivan, Portfolio Manager, have jointly and primarily managed the Fund since October 2013 and March 2018, respectively.

## Purchase and Sale of Fund Shares

Shares are available for purchase by insurance company separate accounts to serve as an investment medium for variable insurance contracts, and by qualified pension and retirement plans, certain insurance companies, and ProFund Advisors. Investors do not contact the Fund directly to purchase or redeem

shares. Please refer to the prospectus of the relevant separate account for information on the allocation of premiums and on transfers of accumulated value among sub-accounts of the separate accounts that invest in the Fund.

### **Tax Information**

The Fund normally distributes its net investment income and net realized capital gains, if any, to its shareholders. If you are a holder of a contract or policy that invests in the Fund through an insurance company separate account, then these distributions will generally not be taxable to you; please consult the prospectus or other information provided to you by the insurance company regarding the tax consequences of your contract or policy. If you are a holder of such a contract or policy, or if you are investing through a pension or retirement plan that is a tax-advantaged arrangement, you may be taxed later upon distributions with respect to or from those contracts or arrangements. The Fund

intends to distribute income, if any, and capital gains, if any, at least annually.

### **Payments to Insurance Companies and Other Financial Intermediaries**

The Fund or its distributor (and related companies) may pay insurance companies, which in turn may pay broker-dealers or other financial intermediaries (such as banks and insurance companies, or their related companies) for the sale and retention of variable contracts and/or policies which offer Fund shares. These payments may create a conflict of interest for a financial intermediary selling such variable contracts and/or policies, or may be a factor in the insurance company's decision to include the Fund as an investment option in its variable contract or policy. For more information, ask your financial advisor, visit your financial intermediary's website or consult the prospectus for the contract or policy.

## Investment Objective

ProFund VP Emerging Markets (the “Fund”) seeks investment results, before fees and expenses, that track the performance of the S&P/BNY Mellon Emerging 50 ADR Index (USD) (the “Index”).

## Fees and Expenses of the Fund

The table below describes the fees and expenses that you may pay if you buy, hold, and sell shares of the Fund. The expenses shown do not reflect charges or fees associated with insurance company separate accounts or insurance contracts, which would have the effect of increasing overall expenses. Annuity and policy holders should consult the prospectus for their contract or policy for more information about such charges and fees.

### Annual Fund Operating Expenses

(expenses that you pay each year as a percentage of the value of your investment)

Investment Advisory Fees	0.75%
Distribution and Service (12b-1) Fees	0.25%
Other Expenses	0.74%
<b>Total Annual Fund Operating Expenses Before Fee Waivers and Expense Reimbursements</b>	<b>1.74%</b>
Fee Waivers/Reimbursements <sup>1</sup>	-0.06%
<b>Total Annual Fund Operating Expenses After Fee Waivers and Expense Reimbursements</b>	<b>1.68%</b>

<sup>1</sup> ProFund Advisors LLC (“ProFund Advisors”) has contractually agreed to waive Investment Advisory and Management Services Fees and to reimburse Other Expenses to the extent Total Annual Fund Operating Expenses Before Fee Waivers and Expense Reimbursements, as a percentage of average daily net assets, exceed 1.68% through April 30, 2022. After such date, the expense limitation may be terminated or revised by ProFund Advisors. Amounts waived or reimbursed in a particular contractual period may be recouped by ProFund Advisors within three years of the end of that contractual period, however, such recoupment will be limited to the lesser of any expense limitation in place at the time of recoupment or the expense limitation in place at the time of waiver or reimbursement.

**Example:** This example is intended to help you compare the cost of investing in the Fund with the cost of investing in other mutual funds.

The example assumes that you invest \$10,000 in the Fund for the time periods indicated and then redeem all of your shares at the end of each period. The example also assumes that your investment has a 5% return each year and that the Fund’s operating expenses remain the same, except that the fee waiver/expense reimbursement is assumed only to pertain to the first year. It does not reflect separate account or insurance contract fees or charges. If these charges were reflected, expenses would be higher. Although your actual costs may be higher or lower, based on these assumptions your approximate costs would be:

	1 Year	3 Years	5 Years	10 Years
ProFund VP Emerging Markets	\$171	\$542	\$938	\$2,047

The Fund pays transaction and financing costs associated with the purchase and sale of securities and derivatives. These costs are not reflected in the table or the example above.

## Portfolio Turnover

The Fund pays transaction costs, such as commissions, when it buys and sells securities (or “turns over” its portfolio). A higher portfolio turnover rate may indicate higher transaction costs. These costs, which are not reflected in the Annual Fund Operating Expenses or in the example above, affect the Fund’s performance. During the most recent fiscal year, the Fund’s annual portfolio turnover rate was 108% of the average value of its entire portfolio. This portfolio turnover rate is calculated without regard to cash instruments or derivatives transactions. If such transactions were included, the Fund’s portfolio turnover rate would be significantly higher.

## Principal Investment Strategies

The Fund invests in financial instruments that ProFund Advisors believes, in combination, should track the performance of the Index. The Index is constructed and maintained by S&P Dow Jones Indices LLC. The Index is a free float-adjusted, market capitalization-weighted index. The Index is designed to track the performance of a basket of companies who are domiciled in an emerging market of an emerging market country and who also have a level II or III ADR program, New York Shares or Global Registered Shares listed with the New York Stock Exchange or Nasdaq. Securities eligible for inclusion in the Index are evaluated to ensure their overall consistency with the character, design and purpose of the Index, which is to further its use as an effective benchmark. Decisions regarding additions to and removals from the Index are guided by certain pre-existing objective criteria. As of the date of this prospectus, the Index consists of the following emerging market countries: Brazil, China, Chile, India, Indonesia, Mexico, South Africa, South Korea and Taiwan. The Index is published under the Bloomberg ticker symbol “BKTEM.”

The Fund will invest principally in the financial instruments set forth below. The Fund expects that its cash balances maintained in connection with the use of financial instruments will typically be held in money market instruments.

- **Equity Securities** — The Fund invests in common stock issued by public companies.
- **Depository Receipts** — The Fund may invest in depository receipts, which principally include:
  - **American Depositary Receipts (ADRs)**, which represent the right to receive securities of foreign issuers

deposited in a bank or trust company and are an alternative to purchasing the underlying securities in their national markets and currencies

- **Global Depositary Receipts (GDRs)**, which are receipts for shares in a foreign-based corporation traded in capital markets around the world.
- **Derivatives** — The Fund invests in derivatives, which are financial instruments whose value is derived from the value of an underlying asset or assets, such as stocks, bonds, funds (including exchange-traded funds (“ETFs”)), interest rates or indexes. The Fund invests in derivatives as a substitute for investing directly in stocks in order to gain exposure to the Index. These derivatives principally include:
  - **Swap Agreements** — Contracts entered into primarily with major global financial institutions for a specified period ranging from a day to more than one year. In a standard “swap” transaction, two parties agree to exchange the return (or differentials in rates of return) earned or realized on particular predetermined investments or instruments. The gross return to be exchanged or “swapped” between the parties is calculated with respect to a “notional amount,” e.g., the return on or change in value of a particular dollar amount invested in a “basket” of securities or an ETF representing a particular index.
- **Money Market Instruments** — The Fund invests in short-term cash instruments that have a remaining maturity of 397 days or less and exhibit high quality credit profiles, for example:
  - **U.S. Treasury Bills** — U.S. government securities that have initial maturities of one year or less, and are supported by the full faith and credit of the U.S. government.
  - **Repurchase Agreements** — Contracts in which a seller of securities, usually U.S. government securities or other money market instruments, agrees to buy the securities back at a specified time and price. Repurchase agreements are primarily used by the Fund as a short-term investment vehicle for cash positions.

ProFund Advisors uses a mathematical approach to investing. Using this approach, ProFund Advisors determines the type, quantity and mix of investment positions that it believes, in combination, the Fund should hold to produce returns consistent with the Fund’s investment objective. The Fund may invest in or gain exposure to only a representative sample of the securities in the Index or to securities not contained in the Index or in financial instruments, with the intent of obtaining exposure with aggregate characteristics similar to those of the Index. In managing the assets of the Fund, ProFund Advisors does not invest the assets of the Fund in securities or financial instruments based on ProFund Advisors’ view of the investment merit of a particular security, instrument, or company, nor does

it conduct conventional investment research or analysis or forecast market movement or trends. The Fund seeks to remain fully invested at all times in securities and/or financial instruments that, in combination, provide exposure to the returns of the Index without regard to market conditions, trends or direction.

The Fund will concentrate or focus its investments in a particular industry or group of industries, country or region to approximately the same extent the Index is so concentrated or focused. As of December 31, 2020, the Index was concentrated in the retailing industry group and was focused in the semiconductors & semiconductor equipment. The Index was also concentrated in China and was focused in Taiwan.

Please see “Investment Objectives, Principal Investment Strategies and Related Risks” in the Fund’s Prospectus for additional details.

## Principal Risks

### You could lose money by investing in the Fund.

The principal risks described below are intended to provide information about the factors likely to have a significant adverse impact on the Fund’s returns and consequently the value of an investment in the Fund. The risks are presented in an order intended to facilitate readability and their order does not imply that the realization of one risk is more likely to occur than another risk or likely to have a greater adverse impact than another risk.

- **Risks Associated with the Use of Derivatives** — Investing in derivatives may be considered aggressive and may expose the Fund to greater risks and may result in larger losses or smaller gains than investing directly in the reference asset(s) underlying those derivatives. These risks include counterparty risk, liquidity risk and increased correlation risk. When the Fund uses derivatives, there may be imperfect correlation between the value of the reference asset(s) underlying the derivative (e.g., the Index) and the derivative, which may prevent the Fund from achieving its investment objective. Because derivatives often require only a limited initial investment, the use of derivatives also may expose the Fund to losses in excess of those amounts initially invested. The Fund may use a combination of swaps on the Index and swaps on an ETF that is designed to track the performance of the Index. The performance of an ETF may not track the performance of the Index due to embedded costs and other factors. Thus, to the extent the Fund invests in swaps that use an ETF as the reference asset, the Fund may be subject to greater correlation risk and may not achieve as high a degree of correlation with the Index as it would if the Fund only used swaps on the Index. Moreover, with respect to the use of swap agreements, if the Index has a dramatic intraday move that causes a material decline in the Fund’s net assets, the terms of a swap agreement between the Fund and its counterparty may permit the counterparty to immediately close out the transaction with the Fund. In that event, the Fund may be unable to enter



into another swap agreement or invest in other derivatives to achieve the desired exposure consistent with the Fund's investment objective. This, in turn, may prevent the Fund from achieving its investment objective, even if the Index reverses all or a portion of its intraday move by the end of the day. As a result, the value of an investment in the Fund may change quickly and without warning. Any costs associated with using derivatives will also have the effect of lowering the Fund's return.

- **Correlation Risk** — A number of factors may affect the Fund's ability to achieve a high degree of correlation with the Index, and there is no guarantee that the Fund will achieve a high degree of correlation. Failure to achieve a high degree of correlation may prevent the Fund from achieving its investment objective.

Factors that may adversely affect the Fund's correlation with the Index include fees, expenses, transaction costs, income items, valuation methodology, accounting standards and disruptions or illiquidity in the markets for the financial instruments in which the Fund invests. The Fund may not have investment exposure to all of the securities in the Index, or its weighting of investment exposure to securities may be different from that of the Index. In addition, the Fund may invest in securities not included in the Index. The Fund may take or refrain from taking positions in order to improve tax efficiency, comply with regulatory restrictions, or for other reasons, each of which may negatively affect the Fund's correlation with the Index. The Fund may also be subject to large movements of assets into and out of the Fund, potentially resulting in the Fund being over- or underexposed to the Index and may be impacted by Index reconstitutions and Index rebalancing events. Additionally, the Fund's underlying investments may trade on markets that may not be open on the same day as the Fund, which may cause a difference between the performance of the Fund and the performance of the Index on such day. Any of these factors could decrease correlation between the performance of the Fund and the Index and may hinder the Fund's ability to meet its investment objective.

- **Counterparty Risk** — Investing in derivatives and repurchase agreements involves entering into contracts with third parties (i.e., counterparties). The use of derivatives involves risks that are different from those associated with ordinary portfolio securities transactions. The Fund will be subject to credit risk (i.e., the risk that a counterparty is or is perceived to be unwilling or unable to make timely payments or otherwise meet its contractual obligations) with respect to the amount it expects to receive from counterparties to derivatives and repurchase agreements entered into by the Fund. If a counterparty becomes bankrupt or fails to perform its obligations, or if any collateral posted by the counterparty for the benefit of the Fund is insufficient or there are delays in the Fund's ability to access such collateral, the value of an investment in the Fund may decline.

- **Exposure to Foreign Investments/Emerging Market Risk** — Exposure to securities of foreign issuers may provide the Fund with increased risk. Various factors related to foreign investments may negatively impact the Fund's and the Index's performance, such as: i) fluctuations in the value of the applicable foreign currency; ii) differences in securities settlement practices; iii) uncertainty associated with evidence of ownership of investments in countries that lack centralized custodial services; iv) possible regulation of, or other limitations on, investments by U.S. investors in foreign investments; v) potentially higher brokerage commissions; vi) the possibility that a foreign government may withhold portions of interest and dividends at the source; vii) taxation of income earned in foreign countries or other foreign taxes imposed; viii) foreign exchange controls, which may include suspension of the ability to transfer currency from a foreign country; ix) less publicly available information about foreign issuers; x) changes in the denomination currency of a foreign investment; and xi) less certain legal systems in which the Fund may encounter difficulties or be unable to pursue legal remedies. Foreign investments also may be more susceptible to political, social, economic and regional factors than may be the case with U.S. securities. In addition, markets for foreign investments are usually less liquid, more volatile and significantly smaller than markets for U.S. securities, which may affect, among other things, the Fund's ability to purchase or sell foreign investments at appropriate times and prices. Because of differences in settlement times and/or foreign market holidays, transactions in a foreign market may take place one or more days after the necessary exposure to these investments is determined. Until the transactions are effected, the Fund is exposed to increased foreign currency risk and market risk and, ultimately, increased correlation risk.

Because the Fund's foreign investment exposure may include issuers domiciled in developing or "emerging market" countries, all the aforementioned factors are heightened and foreign investments risk is higher. Economic, business, political, or social instability may adversely affect the value of emerging market investments more acutely than investments tied to developed foreign countries. Furthermore any of these developments may result in a decline in the value of a country's currency. Emerging markets are riskier than more developed markets because they may develop unevenly or may never fully develop. Investments in emerging markets are considered speculative.

- **Equity and Market Risk** — Equity markets are volatile, and the value of securities, swaps, futures and other instruments correlated with equity markets may fluctuate dramatically from day to day. Equity markets are subject to corporate, political, regulatory, market and economic developments, as well as developments that impact specific economic sectors, industries or segments of the market. Further, stocks in the Index may underperform other equity investments. Volatility in the markets and/or market developments may cause the

value of an investment in the Fund to decrease over short or long periods of time.

- **Exposure to Foreign Currency Risk** — Investments linked to or denominated in foreign currencies are exposed to additional risk factors versus those investments denominated in U.S. dollars and linked to U.S. investments. The value of an investment linked to or denominated in a foreign currency could change significantly as foreign currencies strengthen or weaken relative to the U.S. dollar. Devaluations of a currency by a government or banking authority may also have significant impact on the value of any investments linked to or denominated in that currency. Risks related to foreign currencies also include those related to economic or political developments, market inefficiencies or a higher risk that essential investment information may be incomplete, unavailable, or inaccurate. Foreign currency losses could offset or exceed any potential gains, or add to losses, in the related investments. Currency markets are also generally not as regulated as securities markets. In addition, in order to transact in foreign investments, the Fund may exchange and hold foreign currencies. Regulatory fees or higher custody fees may be imposed on foreign currency holdings.
- **Geographic Concentration Risk** — Because the Fund focuses its investments in particular foreign countries or geographic regions, it may be more volatile than a more geographically diversified fund. The performance of the Fund will be affected by the political, social and economic conditions in those foreign countries and geographic regions and subject to the related risks.
- **Concentration and Focused Investing** — The Index may concentrate (i.e., composed of securities that represent 25 percent or more of the value of the Index) or focus (i.e., composed of securities that represent a substantial portion of its value, but less than 25 percent) in an industry or group of industries. The Fund will allocate its investments to approximately the same extent as the Index. As a result, the Fund may be subject to greater market fluctuations than a fund that is more broadly invested across industries. Financial, economic, business, regulatory conditions, and other developments affecting issuers in a particular industry or group of industries will have a greater effect on the Fund, and if securities of the particular industry or group of industries as a group fall out of favor, the Fund could underperform, or its net asset value may be more volatile than, funds that have greater industry diversification.
- **Exposure to Large-Cap Company Investment Risk** — Although returns on investments in large-cap companies are often perceived as being less volatile than the returns of companies with smaller market capitalizations, the return on large-cap securities could trail the returns on investments in smaller and mid-sized companies for a number of reasons. For example, large-cap companies may be unable to respond quickly to new competitive challenges, such as changes in

technology, and also may not be able to attain the high growth rate of successful smaller companies.

- **Natural Disaster/Epidemic Risk** — Natural or environmental disasters, such as earthquakes, fires, floods, hurricanes, tsunamis and other severe weather-related phenomena generally, and widespread disease, including pandemics and epidemics (for example, the novel coronavirus COVID-19), have been and can be highly disruptive to economies and markets and have recently led, and may continue to lead, to increased market volatility and significant market losses. Such natural disaster and health crises could exacerbate political, social, and economic risks, and result in significant breakdowns, delays, shutdowns, social isolation, and other disruptions to important global, local and regional supply chains affected, with potential corresponding results on the operating performance of the Fund and its investments. A climate of uncertainty and panic, including the contagion of infectious viruses or diseases, may adversely affect global, regional, and local economies and reduce the availability of potential investment opportunities, and increases the difficulty of performing due diligence and modeling market conditions, potentially reducing the accuracy of financial projections. Under these circumstances, the Fund may have difficulty achieving its investment objectives which may adversely impact Fund performance. Further, such events can be highly disruptive to economies and markets, significantly disrupt the operations of individual companies (including, but not limited to, the Fund's investment advisor, third party service providers, and counterparties), sectors, industries, markets, securities and commodity exchanges, currencies, interest and inflation rates, credit ratings, investor sentiment, and other factors affecting the value of the Fund's investments. These factors can cause substantial market volatility, exchange trading suspensions and closures, changes in the availability of and the margin requirements for certain instruments, and can impact the ability of the Fund to complete redemptions and otherwise affect Fund performance and Fund trading in the secondary market. A widespread crisis would also affect the global economy in ways that cannot necessarily be foreseen. How long such events will last and whether they will continue or recur cannot be predicted. Impacts from these could have a significant impact on the Fund's performance, resulting in losses to your investment.
- **Risk that Current Assumptions and Expectations Could Become Outdated As a Result of Global Economic Shock** — The onset of the novel coronavirus (COVID-19) has caused significant shocks to global financial markets and economies, with many governments taking extreme actions to slow and contain the spread of COVID-19. These actions have had, and likely will continue to have, a severe economic impact on global economies as economic activity in some instances has essentially ceased. Financial markets across the globe are

experiencing severe distress at least equal to what was experienced during the global financial crisis in 2008. In March 2020, U.S. equity markets entered a bear market in the fastest such move in the history of U.S. financial markets. During much of 2020, the unemployment rate in the U.S. was extremely high by historical standards. It is not possible to predict when unemployment and market conditions will return to more normal levels. The global economic shocks being experienced as of the date hereof may cause the underlying assumptions and expectations of the Fund to become outdated quickly or inaccurate, resulting in significant losses.

- **Non-Diversification Risk** — The Fund is classified as “non-diversified” under the Investment Company Act of 1940, as amended (“1940 Act”). This means it has the ability to invest a relatively high percentage of its assets in the securities of a small number of issuers or in financial instruments with a single counterparty or a few counterparties. This may increase the Fund’s volatility and increase the risk that the Fund’s performance will decline based on the performance of a single issuer or the credit of a single counterparty.
- **Index Performance Risk** — The Index is maintained by a third party provider unaffiliated with the Fund or ProFund Advisors. There can be no guarantee or assurance that the methodology used by the third party provider to create the Index will result in the Fund achieving positive returns. Further, there can be no guarantee that the methodology underlying the Index or the daily calculation of the Index will be free from error. For an Index with exposure to foreign, and especially emerging markets, there may be heightened risks associated with the adequacy and reliability of the information used to calculate the Index, as some foreign markets may have less information available. ProFund Advisors has no ability to assess a third party provider’s due diligence process over index data prior to its use in index computation, construction and/or rebalancing. It is also possible that the value of the Index may be subject to intentional manipulation by third-party market participants. The Index used by the Fund may underperform other asset classes and may underperform other similar indices. Each of these factors could have a negative impact on the performance of the Fund.
- **Active Investor Risk** — The Fund permits short-term trading of its securities. A significant portion of assets invested in the Fund may come from professional money managers and investors who use the Fund as part of active trading or tactical asset allocation strategies. These strategies often call for frequent trading to take advantage of anticipated changes in market conditions, which could increase portfolio turnover and may result in additional costs for the Fund. In addition, large movements of assets into and out of the Fund may have a negative impact on the Fund’s ability to achieve its investment objective or maintain a consistent level of operating expenses. In certain circumstances, the Fund’s expense ratio may vary

from current estimates or the historical ratio disclosed in this Prospectus.

- **Early Close/Late Close/Trading Halt Risk** — An exchange or market may close early, close late or issue trading halts on specific securities or financial instruments. As a result, the ability to trade certain securities or financial instruments may be restricted, which may result in the Fund being unable to trade those and other related financial instruments at all. In these circumstances, the Fund may be unable to rebalance its portfolio, may be unable to accurately price its investments and/or may incur substantial trading losses.
- **Liquidity Risk** — In certain circumstances, such as the disruption of the orderly markets for the financial instruments in which the Fund invests, the Fund might not be able to acquire or dispose of certain holdings quickly or at prices that represent true market value in the judgment of ProFund Advisors. Markets for the financial instruments in which the Fund invests may be disrupted by a number of events, including but not limited to economic crises, political crises, health crises, natural disasters, excessive volatility, new legislation, or regulatory changes inside or outside of the U.S. For example, regulation limiting the ability of certain financial institutions to invest in certain financial instruments would likely reduce the liquidity of those instruments. These situations may prevent the Fund from limiting losses, realizing gains or achieving a high correlation with the Index.
- **Portfolio Turnover Risk** — The Fund may incur high portfolio turnover to manage the Fund’s investment exposure. Additionally, active trading of the Fund’s shares may cause more frequent purchase and sales activities that could, in certain circumstances, increase the number of portfolio transactions. High levels of portfolio transactions increase brokerage and other transaction costs and may result in increased taxable capital gains. Each of these factors could have a negative impact on the performance of the Fund.
- **Tax Risk** — In order to qualify for the special tax treatment accorded a regulated investment company (“RIC”) and its shareholders, the Fund must derive at least 90% of its gross income for each taxable year from “qualifying income,” meet certain asset diversification tests at the end of each taxable quarter, and meet annual distribution requirements. The Fund’s pursuit of its investment strategies will potentially be limited by the Fund’s intention to qualify for such treatment and could adversely affect the Fund’s ability to so qualify. The Fund can make certain investments, the treatment of which for these purposes is unclear. If, in any year, the Fund were to fail to qualify for the special tax treatment accorded a RIC and its shareholders, and were ineligible to or were not to cure such failure, the Fund would be taxed in the same manner as an ordinary corporation subject to U.S. federal income tax on all its income at the fund level. The resulting taxes could substantially reduce the Fund’s net assets and the amount of

income available for distribution. In addition, in order to requalify for taxation as a RIC, the Fund could be required to recognize unrealized gains, pay substantial taxes and interest, and make certain distributions. Please see the Statement of Additional Information for more information.

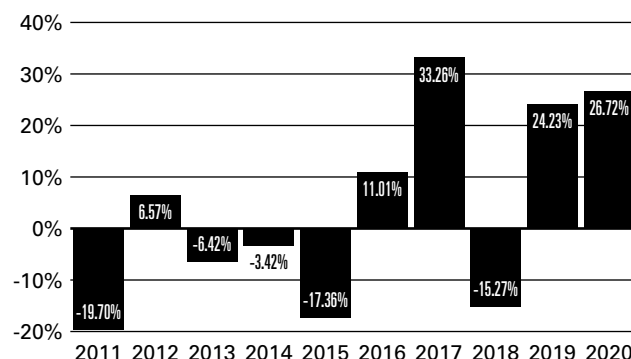
- **Valuation Risk** — In certain circumstances (e.g., if ProFund Advisors believes market quotations do not accurately reflect the fair value of an investment, or a trading halt closes an exchange or market early), ProFund Advisors may, in its sole discretion, choose to determine a fair value price as the basis for determining the market value of such investment for such day. The fair value of an investment determined by ProFund Advisors may be different from other value determinations of the same investment. Portfolio investments that are valued using techniques other than market quotations, including “fair valued” investments, may be subject to greater fluctuation in their value from one day to the next than would be the case if market quotations were used. In addition, there is no assurance that the Fund could sell a portfolio investment for the value established for it at any time, and it is possible that the Fund would incur a loss because a portfolio investment is sold at a discount to its established value.

Please see “Investment Objectives, Principal Investment Strategies and Related Risks” in the Fund’s Prospectus for additional details.

## Investment Results

The bar chart below shows how the Fund’s investment results have varied from year to year, and the table shows how the Fund’s average annual total returns for various periods compare with a broad measure of market performance. This information provides some indication of the risks of investing in the Fund. The Fund’s performance information reflects applicable fee waivers and/or expense limitations in effect during the period presented. Absent such fee waivers/expense limitations, if any, performance would have been lower. It does not reflect charges and fees associated with a separate account that invests in the Fund or any insurance contract for which it is an investment option. Charges and fees will reduce returns. Past results are not predictive of future results.

## Annual Returns as of December 31



Best Quarter (ended 12/31/2020): **20.33%**

Worst Quarter (ended 3/31/2020): **-24.69%**

The year-to-date return as of the most recent quarter, which ended March 31, 2021, was -0.35%.

## Average Annual Total Returns

As of December 31, 2020

	One Year	Five Years	Ten Years	Inception Date
ProFund VP Emerging Markets	26.72%	14.56%	2.35%	8/31/2007
<b>S&amp;P/BNY Mellon Emerging 50</b>				
<b>ADR Index (USD)<sup>1</sup></b>	<b>28.58%</b>	<b>16.20%</b>	<b>3.96%</b>	

- 1 Reflects no deduction for fees, expenses or taxes. Returns are gross returns that do not reflect the reduction of any withholding taxes, and are adjusted to reflect the reinvestment of dividends paid by companies in the Index.

## Management

The Fund is advised by ProFund Advisors. Alexander Ilyasov, Senior Portfolio Manager, and Scott Hanson, Portfolio Manager, have jointly and primarily managed the Fund since August 2020 and August 2016, respectively.

## Purchase and Sale of Fund Shares

Shares are available for purchase by insurance company separate accounts to serve as an investment medium for variable

insurance contracts, and by qualified pension and retirement plans, certain insurance companies, and ProFund Advisors. Investors do not contact the Fund directly to purchase or redeem shares. Please refer to the prospectus of the relevant separate account for information on the allocation of premiums and on transfers of accumulated value among sub-accounts of the separate accounts that invest in the Fund.

### **Tax Information**

The Fund normally distributes its net investment income and net realized capital gains, if any, to its shareholders. If you are a holder of a contract or policy that invests in the Fund through an insurance company separate account, then these distributions will generally not be taxable to you; please consult the prospectus or other information provided to you by the insurance company regarding the tax consequences of your contract or policy. If you are a holder of such a contract or policy, or if you are investing through a pension or retirement plan that is a tax-advantaged arrangement, you may be taxed later upon distributions with

respect to or from those contracts or arrangements. The Fund intends to distribute income, if any, and capital gains, if any, at least annually.

### **Payments to Insurance Companies and Other Financial Intermediaries**

The Fund or its distributor (and related companies) may pay insurance companies, which in turn may pay broker-dealers or other financial intermediaries (such as banks and insurance companies, or their related companies) for the sale and retention of variable contracts and/or policies which offer Fund shares. These payments may create a conflict of interest for a financial intermediary selling such variable contracts and/or policies, or may be a factor in the insurance company's decision to include the Fund as an investment option in its variable contract or policy. For more information, ask your financial advisor, visit your financial intermediary's website or consult the prospectus for the contract or policy.



## Investment Objective

ProFund VP Europe 30 (the “Fund”) seeks investment results, before fees and expenses, that track the performance of the ProFunds Europe 30 Index (the “Index”).

## Fees and Expenses of the Fund

The table below describes the fees and expenses that you may pay if you buy, hold, and sell shares of the Fund. The expenses shown do not reflect charges or fees associated with insurance company separate accounts or insurance contracts, which would have the effect of increasing overall expenses. Annuity and policy holders should consult the prospectus for their contract or policy for more information about such charges and fees.

### Annual Fund Operating Expenses

(expenses that you pay each year as a percentage of the value of your investment)

Investment Advisory Fees	0.75%
Distribution and Service (12b-1) Fees	0.25%
Other Expenses	0.77%

### Total Annual Fund Operating Expenses Before Fee

**Waivers and Expense Reimbursements** 1.77%

Fee Waivers/Reimbursements<sup>1</sup> -0.09%

### Total Annual Fund Operating Expenses After Fee

**Waivers and Expense Reimbursements** 1.68%

<sup>1</sup> ProFund Advisors LLC (“ProFund Advisors”) has contractually agreed to waive Investment Advisory and Management Services Fees and to reimburse Other Expenses to the extent Total Annual Fund Operating Expenses Before Fee Waivers and Expense Reimbursements, as a percentage of average daily net assets, exceed 1.68% through April 30, 2022. After such date, the expense limitation may be terminated or revised by ProFund Advisors. Amounts waived or reimbursed in a particular contractual period may be recouped by ProFund Advisors within three years of the end of that contractual period, however, such recoupment will be limited to the lesser of any expense limitation in place at the time of recoupment or the expense limitation in place at the time of waiver or reimbursement.

**Example:** This example is intended to help you compare the cost of investing in the Fund with the cost of investing in other mutual funds.

The example assumes that you invest \$10,000 in the Fund for the time periods indicated and then redeem all of your shares at the end of each period. The example also assumes that your investment has a 5% return each year and that the Fund’s operating expenses remain the same, except that the fee waiver/expense reimbursement is assumed only to pertain to the first year. It does not reflect separate account or insurance contract fees or charges. If these charges were reflected, expenses would be higher. Although your actual costs may be higher or lower, based on these assumptions your approximate costs would be:

	1 Year	3 Years	5 Years	10 Years
ProFund VP Europe 30	\$171	\$548	\$951	\$2,076

The Fund pays transaction and financing costs associated with the purchase and sale of securities. These costs are not reflected in the table or the example above.

## Portfolio Turnover

The Fund pays transaction costs, such as commissions, when it buys and sells securities (or “turns over” its portfolio). A higher portfolio turnover rate may indicate higher transaction costs. These costs, which are not reflected in the Annual Fund Operating Expenses or in the example above, affect the Fund’s performance. During the most recent fiscal year, the Fund’s annual portfolio turnover rate was 63% of the average value of its entire portfolio.

## Principal Investment Strategies

The Fund invests in securities that ProFund Advisors believes, in combination, should track the performance of the Index. The Index is constructed and maintained by ProFund Advisors. The Index, created by ProFund Advisors, is composed of companies whose principal offices are located in Europe and whose securities are traded on U.S. exchanges as depositary receipts or ordinary shares. The component companies in the Index are determined annually based upon their U.S. dollar-traded volume. Their relative weights are determined based on a modified market capitalization method. The component companies of the Index are listed in an appendix to the Statement of Additional Information.

The Fund will invest principally in the financial instruments set forth below.

- **Equity Securities** — The Fund invests in common stock issued by public companies.
- **Depositary Receipts** — The Fund may invest in depositary receipts, which principally include:
  - **American Depositary Receipts (ADRs)**, which represent the right to receive securities of foreign issuers deposited in a bank or trust company and are an alternative to purchasing the underlying securities in their national markets and currencies
  - **Global Depositary Receipts (GDRs)**, which are receipts for shares in a foreign-based corporation traded in capital markets around the world.

ProFund Advisors uses a mathematical approach to investing. Using this approach, ProFund Advisors determines the type, quantity and mix of investment positions that it believes, in combination, the Fund should hold to produce returns consistent with the Fund’s investment objective. The Fund may invest in or gain exposure to only a representative sample of the securities in the Index or to securities not contained in the Index or in financial instruments, with the intent of obtaining exposure with aggregate characteristics similar to those of the Index. In managing the assets of the Fund, ProFund Advisors

does not invest the assets of the Fund in securities or financial instruments based on ProFund Advisors' view of the investment merit of a particular security, instrument, or company, nor does it conduct conventional investment research or analysis or forecast market movement or trends. The Fund seeks to remain fully invested at all times in securities and/or financial instruments that, in combination, provide exposure to the returns of the Index without regard to market conditions, trends or direction.

The Fund will concentrate or focus its investments in a particular industry or group of industries, country or region to approximately the same extent the Index is so concentrated or focused. As of December 31, 2020, the Index was not concentrated an industry group, but was focused in the energy, health care, and information technology industry groups. The Index was also concentrated in Britain and was focused in the Netherlands.

The Index is created and sponsored by ProFund Advisors and is licensed for use by ProFunds.

Please see "Investment Objectives, Principal Investment Strategies and Related Risks" in the Fund's Prospectus for additional details.

## Principal Risks

The principal risks described below are intended to provide information about the factors likely to have a significant adverse impact on the Fund's returns and consequently the value of an investment in the Fund. The risks are presented in an order intended to facilitate readability and their order does not imply that the realization of one risk is more likely to occur than another risk or likely to have a greater adverse impact than another risk.

- **Correlation Risk** — A number of factors may affect the Fund's ability to achieve a high degree of correlation with the Index, and there is no guarantee that the Fund will achieve a high degree of correlation. Failure to achieve a high degree of correlation may prevent the Fund from achieving its investment objective.

Factors that may adversely affect the Fund's correlation with the Index include fees, expenses, transaction costs, income items, valuation methodology, accounting standards and disruptions or illiquidity in the markets for the financial instruments in which the Fund invests. The Fund may not have investment exposure to all of the securities in the Index, or its weighting of investment exposure to securities may be different from that of the Index. In addition, the Fund may invest in securities not included in the Index. The Fund may take or refrain from taking positions in order to improve tax efficiency, comply with regulatory restrictions, or for other reasons, each of which may negatively affect the Fund's correlation with the Index. The Fund may also be subject to large movements of assets into and out of the Fund, potentially resulting in the Fund being over- or underexposed to the Index and may be impacted by Index reconstitutions and Index rebalancing events. Additionally, the Fund's

underlying investments may trade on markets that may not be open on the same day as the Fund, which may cause a difference between the performance of the Fund and the performance of the Index on such day. Any of these factors could decrease correlation between the performance of the Fund and the Index and may hinder the Fund's ability to meet its investment objective.

- **European Investments Risk** — Many countries are members of the European Union (the "EU") and all European countries may be significantly affected by EU policies and may be highly dependent on the economies of their fellow members. The European financial markets have experienced significant volatility and several European countries have been adversely affected by unemployment, budget deficits and economic downturns. In addition, several European countries have experienced credit rating downgrades, rising government debt levels and, for certain European countries (including Spain, Portugal, Ireland and Italy), weaknesses in sovereign debt. These events, along with decreasing imports or exports, changes in governmental or EU regulations on trade, the default or threat of default by a European country on its sovereign debt, an economic recession in a European country, or the threat of a European country to leave the EU may have a significant adverse effect on the affected European country, issuers in the affected European country, the economies of other European countries, or their trading partners. Such events, or even the threat of these events, may cause the value of securities issued by issuers in such European countries to fall, in some cases drastically. These events may also cause further volatility in the European financial markets. To the extent that the Fund's assets are exposed to investments from issuers in European countries or denominated in euro, their trading partners, or other European countries, these events may negatively impact the performance of the Fund.
- **Equity and Market Risk** — Equity markets are volatile, and the value of securities, swaps, futures and other instruments correlated with equity markets may fluctuate dramatically from day to day. Equity markets are subject to corporate, political, regulatory, market and economic developments, as well as developments that impact specific economic sectors, industries or segments of the market. Further, stocks in the Index may underperform other equity investments. Volatility in the markets and/or market developments may cause the value of an investment in the Fund to decrease over short or long periods of time.
- **Foreign Currency Risk** — Investments linked to or denominated in foreign currencies are exposed to additional risk factors versus those investments denominated in U.S. dollars and linked to U.S. investments. The value of an investment linked to or denominated in a foreign currency could change significantly as foreign currencies strengthen or weaken relative to the U.S. dollar. Devaluations of a currency by a government or banking authority may also have significant impact on the value of any investments linked to or

denominated in that currency. Risks related to foreign currencies also include those related to economic or political developments, market inefficiencies or a higher risk that essential investment information may be incomplete, unavailable, or inaccurate. Foreign currency losses could offset or exceed any potential gains, or add to losses, in the related investments. Currency markets are also generally not as regulated as securities markets. In addition, in order to transact in foreign investments, the Fund may exchange and hold foreign currencies. Regulatory fees or higher custody fees may be imposed on foreign currency holdings.

- **Foreign Investments Risk** — Exposure to securities of foreign issuers may provide the Fund with increased risk. Various factors related to foreign investments may negatively impact the Fund's and the Index's performance, such as: i) fluctuations in the value of the applicable foreign currency; ii) differences in securities settlement practices; iii) uncertainty associated with evidence of ownership of investments in countries that lack centralized custodial services; iv) possible regulation of, or other limitations on, investments by U.S. investors in foreign investments; v) potentially higher brokerage commissions; vi) the possibility that a foreign government may withhold portions of interest and dividends at the source; vii) taxation of income earned in foreign countries or other foreign taxes imposed; viii) foreign exchange controls, which may include suspension of the ability to transfer currency from a foreign country; ix) less publicly available information about foreign issuers; x) changes in the denomination currency of a foreign investment; and xi) less certain legal systems in which the Fund may encounter difficulties or be unable to pursue legal remedies. Foreign investments also may be more susceptible to political, social, economic and regional factors than may be the case with U.S. securities. In addition, markets for foreign investments are usually less liquid, more volatile and significantly smaller than markets for U.S. securities, which may affect, among other things, the Fund's ability to purchase or sell foreign investments at appropriate times and prices. Because of differences in settlement times and/or foreign market holidays, transactions in a foreign market may take place one or more days after the necessary exposure to these investments is determined. Until the transactions are effected, the Fund is exposed to increased foreign currency risk and market risk and, ultimately, increased correlation risk.
- **Geographic Concentration Risk** — Because the Fund focuses its investments in particular foreign countries or geographic regions, it may be more volatile than a more geographically diversified fund. The performance of the Fund will be affected by the political, social and economic conditions in those foreign countries and geographic regions and subject to the related risks.
- **Concentration and Focused Investing** — The Index may concentrate (i.e., composed of securities that represent 25 percent or more of the value of the Index) or focus (i.e.,

composed of securities that represent a substantial portion of its value, but less than 25 percent) in an industry or group of industries. The Fund will allocate its investments to approximately the same extent as the Index. As a result, the Fund may be subject to greater market fluctuations than a fund that is more broadly invested across industries. Financial, economic, business, regulatory conditions, and other developments affecting issuers in a particular industry or group of industries will have a greater effect on the Fund, and if securities of the particular industry or group of industries as a group fall out of favor, the Fund could underperform, or its net asset value may be more volatile than, funds that have greater industry diversification.

- **Large-Cap Company Investment Risk** — Although returns on investments in large-cap companies are often perceived as being less volatile than the returns of companies with smaller market capitalizations, the return on large-cap securities could trail the returns on investments in smaller and mid-sized companies for a number of reasons. For example, large-cap companies may be unable to respond quickly to new competitive challenges, such as changes in technology, and also may not be able to attain the high growth rate of successful smaller companies.
- **Natural Disaster/Epidemic Risk** — Natural or environmental disasters, such as earthquakes, fires, floods, hurricanes, tsunamis and other severe weather-related phenomena generally, and widespread disease, including pandemics and epidemics (for example, the novel coronavirus COVID-19), have been and can be highly disruptive to economies and markets and have recently led, and may continue to lead, to increased market volatility and significant market losses. Such natural disaster and health crises could exacerbate political, social, and economic risks, and result in significant breakdowns, delays, shutdowns, social isolation, and other disruptions to important global, local and regional supply chains affected, with potential corresponding results on the operating performance of the Fund and its investments. A climate of uncertainty and panic, including the contagion of infectious viruses or diseases, may adversely affect global, regional, and local economies and reduce the availability of potential investment opportunities, and increases the difficulty of performing due diligence and modeling market conditions, potentially reducing the accuracy of financial projections. Under these circumstances, the Fund may have difficulty achieving its investment objectives which may adversely impact Fund performance. Further, such events can be highly disruptive to economies and markets, significantly disrupt the operations of individual companies (including, but not limited to, the Fund's investment advisor, third party service providers, and counterparties), sectors, industries, markets, securities and commodity exchanges, currencies, interest and inflation rates, credit ratings, investor sentiment, and other factors affecting the value of the Fund's investments. These factors can cause

substantial market volatility, exchange trading suspensions and closures, changes in the availability of and the margin requirements for certain instruments, and can impact the ability of the Fund to complete redemptions and otherwise affect Fund performance and Fund trading in the secondary market. A widespread crisis would also affect the global economy in ways that cannot necessarily be foreseen. How long such events will last and whether they will continue or recur cannot be predicted. Impacts from these could have a significant impact on the Fund's performance, resulting in losses to your investment.

• **Risk that Current Assumptions and Expectations Could Become Outdated As a Result of Global Economic Shock** —

The onset of the novel coronavirus (COVID-19) has caused significant shocks to global financial markets and economies, with many governments taking extreme actions to slow and contain the spread of COVID-19. These actions have had, and likely will continue to have, a severe economic impact on global economies as economic activity in some instances has essentially ceased. Financial markets across the globe are experiencing severe distress at least equal to what was experienced during the global financial crisis in 2008. In March 2020, U.S. equity markets entered a bear market in the fastest such move in the history of U.S. financial markets. During much of 2020, the unemployment rate in the U.S. was extremely high by historical standards. It is not possible to predict when unemployment and market conditions will return to more normal levels. The global economic shocks being experienced as of the date hereof may cause the underlying assumptions and expectations of the Fund to become outdated quickly or inaccurate, resulting in significant losses.

• **Self-Indexing Performance Risk** — The Fund is linked to an Index sponsored by ProFund Advisors. There can be no guarantee or assurance that the methodology used to create the Index will result in the Fund achieving positive returns. Further, there can be no guarantee that the methodology underlying the Index or the daily calculation of the Index will be free from error. It is also possible that the value of the Index may be subject to intentional manipulation by third-party market participants. The Index may underperform other asset classes and may underperform other indices or benchmarks based upon the same underlying securities. Each of these factors could have a negative impact on the performance of the Fund.

• **Active Investor Risk** — The Fund permits short-term trading of its securities. A significant portion of assets invested in the Fund may come from professional money managers and investors who use the Fund as part of active trading or tactical asset allocation strategies. These strategies often call for frequent trading to take advantage of anticipated changes in market conditions, which could increase portfolio turnover and may result in additional costs for the Fund. In addition, large movements of assets into and out of the Fund may have a

negative impact on the Fund's ability to achieve its investment objective or maintain a consistent level of operating expenses. In certain circumstances, the Fund's expense ratio may vary from current estimates or the historical ratio disclosed in this Prospectus.

• **Early Close/Late Close/Trading Halt Risk** — An exchange or market may close early, close late or issue trading halts on specific securities or financial instruments. As a result, the ability to trade certain securities or financial instruments may be restricted, which may result in the Fund being unable to trade those and other related financial instruments at all. In these circumstances, the Fund may be unable to rebalance its portfolio, may be unable to accurately price its investments and/or may incur substantial trading losses.

• **Liquidity Risk** — In certain circumstances, such as the disruption of the orderly markets for the financial instruments in which the Fund invests, the Fund might not be able to acquire or dispose of certain holdings quickly or at prices that represent true market value in the judgment of ProFund Advisors. Markets for the financial instruments in which the Fund invests may be disrupted by a number of events, including but not limited to economic crises, political crises, health crises, natural disasters, excessive volatility, new legislation, or regulatory changes inside or outside of the U.S. For example, regulation limiting the ability of certain financial institutions to invest in certain financial instruments would likely reduce the liquidity of those instruments. These situations may prevent the Fund from limiting losses, realizing gains or achieving a high correlation with the Index.

• **Portfolio Turnover Risk** — The Fund may incur high portfolio turnover to manage the Fund's investment exposure. Additionally, active trading of the Fund's shares may cause more frequent purchase and sales activities that could, in certain circumstances, increase the number of portfolio transactions. High levels of portfolio transactions increase brokerage and other transaction costs and may result in increased taxable capital gains. Each of these factors could have a negative impact on the performance of the Fund.

• **Tax Risk** — In order to qualify for the special tax treatment accorded a regulated investment company ("RIC") and its shareholders, the Fund must derive at least 90% of its gross income for each taxable year from "qualifying income," meet certain asset diversification tests at the end of each taxable quarter, and meet annual distribution requirements. The Fund's pursuit of its investment strategies will potentially be limited by the Fund's intention to qualify for such treatment and could adversely affect the Fund's ability to so qualify. The Fund can make certain investments, the treatment of which for these purposes is unclear. If, in any year, the Fund were to fail to qualify for the special tax treatment accorded a RIC and its shareholders, and were ineligible to or were not to cure such failure, the Fund would be taxed in the same manner as an ordinary corporation subject to U.S. federal income tax on



all its income at the fund level. The resulting taxes could substantially reduce the Fund's net assets and the amount of income available for distribution. In addition, in order to qualify for taxation as a RIC, the Fund could be required to recognize unrealized gains, pay substantial taxes and interest, and make certain distributions. Please see the Statement of Additional Information for more information.

- **Valuation Risk** — In certain circumstances (e.g., if ProFund Advisors believes market quotations do not accurately reflect the fair value of an investment, or a trading halt closes an exchange or market early), ProFund Advisors may, in its sole discretion, choose to determine a fair value price as the basis for determining the market value of such investment for such day. The fair value of an investment determined by ProFund Advisors may be different from other value determinations of the same investment. Portfolio investments that are valued using techniques other than market quotations, including "fair valued" investments, may be subject to greater fluctuation in their value from one day to the next than would be the case if market quotations were used. In addition, there is no assurance that the Fund could sell a portfolio investment for the value established for it at any time, and it is possible that the Fund would incur a loss because a portfolio investment is sold at a discount to its established value.

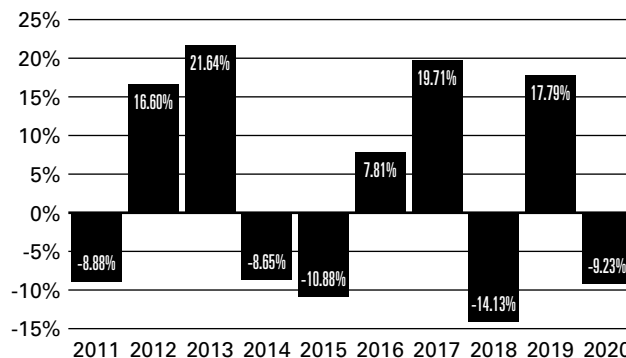
Please see "Investment Objectives, Principal Investment Strategies and Related Risks" in the Fund's Prospectus for additional details.

## Investment Results

The bar chart below shows how the Fund's investment results have varied from year to year, and the table shows how the Fund's average annual total returns for various periods compare with different broad measures of market performance. This information provides some indication of the risks of investing in the Fund. The Fund's performance information reflects applicable fee waivers and/or expense limitations in effect during the period presented. Absent such fee waivers/expense limitations, if any, performance would have been lower. It does not reflect charges and fees associated with a separate account that invests in the Fund or any insurance contract for which it is

an investment option. Charges and fees will reduce returns. Past results are not predictive of future results.

### Annual Returns as of December 31



Best Quarter (ended 9/30/2013): **14.19%**

Worst Quarter (ended 3/31/2020): **-26.89%**

The year-to-date return as of the most recent quarter, which ended March 31, 2021, was 9.83%.

### Average Annual Total Returns

As of December 31, 2020

	One Year	Five Years	Ten Years	Inception Date
ProFund VP Europe 30	-9.23%	3.45%	2.23%	10/18/1999
STOXX Europe 50® Index <sup>1</sup>	2.18%	5.78%	4.30%	
ProFunds Europe 30 Index® <sup>2</sup>	-8.84%	1.74%	0.37%	

1 Reflects no deduction for fees, expenses or taxes. Adjusted to reflect the reinvestment of dividends paid by issuers in the Index.

2 Price return index that does not include dividends.

## Management

The Fund is advised by ProFund Advisors. Alexander Ilyasov, Senior Portfolio Manager, and Scott Hanson, Portfolio Manager, have jointly and primarily managed the Fund since August 2020 and August 2016, respectively.



## Purchase and Sale of Fund Shares

Shares are available for purchase by insurance company separate accounts to serve as an investment medium for variable insurance contracts, and by qualified pension and retirement plans, certain insurance companies, and ProFund Advisors. Investors do not contact the Fund directly to purchase or redeem shares. Please refer to the prospectus of the relevant separate account for information on the allocation of premiums and on transfers of accumulated value among sub-accounts of the separate accounts that invest in the Fund.

## Tax Information

The Fund normally distributes its net investment income and net realized capital gains, if any, to its shareholders. If you are a holder of a contract or policy that invests in the Fund through an insurance company separate account, then these distributions will generally not be taxable to you; please consult the prospectus or other information provided to you by the insurance company regarding the tax consequences of your contract or policy. If you are a holder of such a contract or policy, or if you are investing

through a pension or retirement plan that is a tax-advantaged arrangement, you may be taxed later upon distributions with respect to or from those contracts or arrangements. The Fund intends to distribute income, if any, and capital gains, if any, at least annually.

## Payments to Insurance Companies and Other Financial Intermediaries

The Fund or its distributor (and related companies) may pay insurance companies, which in turn may pay broker-dealers or other financial intermediaries (such as banks and insurance companies, or their related companies) for the sale and retention of variable contracts and/or policies which offer Fund shares. These payments may create a conflict of interest for a financial intermediary selling such variable contracts and/or policies, or may be a factor in the insurance company's decision to include the Fund as an investment option in its variable contract or policy. For more information, ask your financial advisor, visit your financial intermediary's website or consult the prospectus for the contract or policy.

## Investment Objective

ProFund VP Falling U.S. Dollar (the “Fund”) seeks daily investment results, before fees and expenses, that correspond to the daily performance of the basket of non-U.S. currencies included in the ICE<sup>®</sup> U.S. Dollar Index<sup>®</sup> (the “Index”). The Index measures the value of the U.S. Dollar against a basket of currencies of the top six trading partners of the United States, as measured in 1973 (the “Benchmark”). These currencies and their weightings as of December 31, 2020 are: euro 57.6%; Japanese yen 13.6%; British pound 11.9%; Canadian dollar 9.1%; Swedish krona 4.2% and Swiss franc 3.6%. The Fund is designed to benefit from a decline in the value of the U.S. Dollar against the value of the currencies included in the Benchmark. Accordingly, as the value of the U.S. Dollar depreciates (i.e., “falls”) versus the Benchmark, the performance of the Fund generally should be expected to increase. As the value of the U.S. Dollar appreciates versus the Benchmark, the performance of the Fund generally should be expected to decline.

## Fees and Expenses of the Fund

The table below describes the fees and expenses that you may pay if you buy, hold, and sell shares of the Fund. The expenses shown do not reflect charges or fees associated with insurance company separate accounts or insurance contracts, which would have the effect of increasing overall expenses. Annuity and policy holders should consult the prospectus for their contract or policy for more information about such charges and fees.

### Annual Fund Operating Expenses

(expenses that you pay each year as a percentage of the value of your investment)

Investment Advisory Fees	0.75%
Distribution and Service (12b-1) Fees	0.25%
Other Expenses	<u>1.87%</u>
<b>Total Annual Fund Operating Expenses Before Fee Waivers and Expense Reimbursements</b>	<b>2.87%</b>
Fee Waivers/Reimbursements <sup>1</sup>	<u>-1.19%</u>
<b>Total Annual Fund Operating Expenses After Fee Waivers and Expense Reimbursements</b>	<b><u>1.68%</u></b>

<sup>1</sup> ProFund Advisors LLC (“ProFund Advisors”) has contractually agreed to waive Investment Advisory and Management Services Fees and to reimburse Other Expenses to the extent Total Annual Fund Operating Expenses Before Fee Waivers and Expense Reimbursements, as a percentage of average daily net assets, exceed 1.68% through April 30, 2022. After such date, the expense limitation may be terminated or revised by ProFund Advisors. Amounts waived or reimbursed in a particular contractual period may be recouped by ProFund Advisors within three years of the end of that contractual period, however, such recoupment will be limited to the lesser of any expense limitation in place at the time of recoupment or the expense limitation in place at the time of waiver or reimbursement.

**Example:** This example is intended to help you compare the cost of investing in the Fund with the cost of investing in other mutual funds.

The example assumes that you invest \$10,000 in the Fund for the time periods indicated and then redeem all of your shares at the end of each period. The example also assumes that your investment has a 5% return each year and that the Fund’s operating expenses remain the same, except that the fee waiver/expense reimbursement is assumed only to pertain to the first year. It does not reflect separate account or insurance contract fees or charges. If these charges were reflected, expenses would be higher. Although your actual costs may be higher or lower, based on these assumptions your approximate costs would be:

	1Year	3Years	5Years	10Years
ProFund VP Falling U.S. Dollar	\$171	\$777	\$1,408	\$3,110

The Fund pays transaction and financing costs associated with the purchase and sale of securities and derivatives. These costs are not reflected in the table or the example above.

## Portfolio Turnover

The Fund pays transaction costs, such as commissions, when it buys and sells securities (or “turns over” its portfolio). A higher portfolio turnover rate may indicate higher transaction costs. These costs, which are not reflected in the Annual Fund Operating Expenses or in the example above, affect the Fund’s performance. During the most recent fiscal year, the Fund’s annual portfolio turnover rate was 0% of the average value of its entire portfolio. This portfolio turnover rate is calculated without regard to cash instruments or derivatives transactions. If such transactions were included, the Fund’s portfolio turnover rate would be significantly higher.

## Principal Investment Strategies

The Fund invests in financial instruments that ProFund Advisors believes, in combination, should track the performance of the Index. The Index is calculated and maintained by ICE Data Indices, LLC. The Index is published under the Bloomberg ticker symbol “DXY.”

The Fund will invest principally in the financial instruments set forth below. The Fund expects that its cash balances maintained in connection with the use of financial instruments will typically be held in money market instruments.

- **Derivatives** —The Fund invests in derivatives, which are financial instruments whose value is derived from the value of an underlying asset or assets, such as stocks, bonds, funds (including exchange-traded funds (“ETFs”)), currencies, interest rates or indexes. The Fund invests in derivatives to gain exposure to the Benchmark. These derivatives principally include:

- **Forward Contracts** — Two-party contracts where a purchase or sale of a specific quantity of a commodity, security, foreign currency or other financial instrument is entered into with dealers or financial institutions at a set price, with delivery and settlement at a specified

future date. Forward contracts may also be structured for cash settlement, rather than physical delivery.

- **Money Market Instruments** — The Fund invests in short-term cash instruments that have a remaining maturity of 397 days or less and exhibit high quality credit profiles, for example:
  - **U.S. Treasury Bills** — U.S. government securities that have initial maturities of one year or less, and are supported by the full faith and credit of the U.S. government.
  - **Repurchase Agreements** — Contracts in which a seller of securities, usually U.S. government securities or other money market instruments, agrees to buy the securities back at a specified time and price. Repurchase agreements are primarily used by the Fund as a short-term investment vehicle for cash positions.

ProFund Advisors uses a mathematical approach to investing. Using this approach, ProFund Advisors determines the type, quantity and mix of investment positions that it believes, in combination, the Fund should hold to produce returns consistent with the Fund's investment objective. The Fund may invest in or gain exposure to only a representative sample of the securities in the Index or to securities not contained in the Index or in financial instruments, with the intent of obtaining exposure with aggregate characteristics similar to those of the Index. In managing the assets of the Fund, ProFund Advisors does not invest the assets of the Fund in securities or financial instruments based on ProFund Advisors' view of the investment merit of a particular security, instrument, or company, nor does it conduct conventional investment research or analysis or forecast market movement or trends. The Fund seeks to remain fully invested at all times in securities and/or financial instruments that, in combination, provide exposure to the returns of the Index without regard to market conditions, trends or direction.

Please see "Investment Objectives, Principal Investment Strategies and Related Risks" in the Fund's Prospectus for additional details.

## Principal Risks

### You could lose money by investing in the Fund.

The principal risks described below are intended to provide information about the factors likely to have a significant adverse impact on the Fund's returns and consequently the value of an investment in the Fund. The risks are presented in an order intended to facilitate readability and their order does not imply that the realization of one risk is more likely to occur than another risk or likely to have a greater adverse impact than another risk.

- **Risks Associated with the Use of Derivatives** — Investing in derivatives may be considered aggressive and may expose the Fund to greater risks and may result in larger losses or smaller gains than investing directly in the reference asset(s)

underlying those derivatives. These risks include counterparty risk, liquidity risk and increased correlation risk. When the Fund uses derivatives, there may be imperfect correlation between the value of the reference asset(s) underlying the derivative (e.g., the Index) and the derivative, which may prevent the Fund from achieving its investment objective. Because derivatives often require only a limited initial investment, the use of derivatives also may expose the Fund to losses in excess of those amounts initially invested. Any costs associated with using derivatives will also have the effect of lowering the Fund's return.

- **Correlation Risk** — A number of factors may affect the Fund's ability to achieve a high degree of correlation with the Index, and there is no guarantee that the Fund will achieve a high degree of correlation. Failure to achieve a high degree of correlation may prevent the Fund from achieving its investment objective.

Factors that may adversely affect the Fund's correlation with the Index include fees, expenses, transaction costs, income items, valuation methodology, accounting standards and disruptions or illiquidity in the markets for the financial instruments in which the Fund invests. The Fund may not have investment exposure to all of the securities in the Index, or its weighting of investment exposure to securities may be different from that of the Index. In addition, the Fund may invest in securities not included in the Index. The Fund may take or refrain from taking positions in order to improve tax efficiency, comply with regulatory restrictions, or for other reasons, each of which may negatively affect the Fund's correlation with the Index. The Fund may also be subject to large movements of assets into and out of the Fund, potentially resulting in the Fund being over- or underexposed to the Index and may be impacted by Index reconstitutions and Index rebalancing events. Additionally, the Fund's underlying investments may trade on markets that may not be open on the same day as the Fund, which may cause a difference between the performance of the Fund and the performance of the Index on such day. Any of these factors could decrease correlation between the performance of the Fund and the Index and may hinder the Fund's ability to meet its investment objective.

- **Counterparty Risk** — Investing in derivatives and repurchase agreements involves entering into contracts with third parties (i.e., counterparties). The use of derivatives involves risks that are different from those associated with ordinary portfolio securities transactions. The Fund will be subject to credit risk (i.e., the risk that a counterparty is or is perceived to be unwilling or unable to make timely payments or otherwise meet its contractual obligations) with respect to the amount it expects to receive from counterparties to derivatives and repurchase agreements entered into by the Fund. If a counterparty becomes bankrupt or fails to perform its obligations, or if any collateral posted by the counterparty for

the benefit of the Fund is insufficient or there are delays in the Fund's ability to access such collateral, the value of an investment in the Fund may decline.

- **Market Risk** — The Fund is subject to market risks that will affect the value of its shares, including adverse issuer, political, regulatory, market or economic developments, as well as developments that impact specific economic sectors, industries or segments of the market.
- **Exposure to Foreign Currency Risk** — Investments linked to or denominated in foreign currencies are exposed to additional risk factors versus those investments denominated in U.S. dollars and linked to U.S. investments. The value of an investment linked to or denominated in a foreign currency could change significantly as foreign currencies strengthen or weaken relative to the U.S. dollar. Devaluations of a currency by a government or banking authority may also have significant impact on the value of any investments linked to or denominated in that currency. Risks related to foreign currencies also include those related to economic or political developments, market inefficiencies or a higher risk that essential investment information may be incomplete, unavailable, or inaccurate. Foreign currency losses could offset or exceed any potential gains, or add to losses, in the related investments. Currency markets are also generally not as regulated as securities markets. In addition, in order to transact in foreign investments, the Fund may exchange and hold foreign currencies. Regulatory fees or higher custody fees may be imposed on foreign currency holdings.
- **Geographic Concentration Risk** — Because the Fund focuses its investments in particular foreign countries or geographic regions, it may be more volatile than a more geographically diversified fund. The performance of the Fund will be affected by the political, social and economic conditions in those foreign countries and geographic regions and subject to the related risks.
- **Natural Disaster/Epidemic Risk** — Natural or environmental disasters, such as earthquakes, fires, floods, hurricanes, tsunamis and other severe weather-related phenomena generally, and widespread disease, including pandemics and epidemics (for example, the novel coronavirus COVID-19), have been and can be highly disruptive to economies and markets and have recently led, and may continue to lead, to increased market volatility and significant market losses. Such natural disaster and health crises could exacerbate political, social, and economic risks, and result in significant breakdowns, delays, shutdowns, social isolation, and other disruptions to important global, local and regional supply chains affected, with potential corresponding results on the operating performance of the Fund and its investments. A climate of uncertainty and panic, including the contagion of infectious viruses or diseases, may adversely affect global, regional, and local economies and reduce the

availability of potential investment opportunities, and increases the difficulty of performing due diligence and modeling market conditions, potentially reducing the accuracy of financial projections. Under these circumstances, the Fund may have difficulty achieving its investment objectives which may adversely impact Fund performance. Further, such events can be highly disruptive to economies and markets, significantly disrupt the operations of individual companies (including, but not limited to, the Fund's investment advisor, third party service providers, and counterparties), sectors, industries, markets, securities and commodity exchanges, currencies, interest and inflation rates, credit ratings, investor sentiment, and other factors affecting the value of the Fund's investments. These factors can cause substantial market volatility, exchange trading suspensions and closures, changes in the availability of and the margin requirements for certain instruments, and can impact the ability of the Fund to complete redemptions and otherwise affect Fund performance and Fund trading in the secondary market. A widespread crisis would also affect the global economy in ways that cannot necessarily be foreseen. How long such events will last and whether they will continue or recur cannot be predicted. Impacts from these could have a significant impact on the Fund's performance, resulting in losses to your investment.

- **Risk that Current Assumptions and Expectations Could Become Outdated As a Result of Global Economic Shock** — The onset of the novel coronavirus (COVID-19) has caused significant shocks to global financial markets and economies, with many governments taking extreme actions to slow and contain the spread of COVID-19. These actions have had, and likely will continue to have, a severe economic impact on global economies as economic activity in some instances has essentially ceased. Financial markets across the globe are experiencing severe distress at least equal to what was experienced during the global financial crisis in 2008. In March 2020, U.S. equity markets entered a bear market in the fastest such move in the history of U.S. financial markets. During much of 2020, the unemployment rate in the U.S. was extremely high by historical standards. It is not possible to predict when unemployment and market conditions will return to more normal levels. The global economic shocks being experienced as of the date hereof may cause the underlying assumptions and expectations of the Fund to become outdated quickly or inaccurate, resulting in significant losses.
- **Non-Diversification Risk** — The Fund is classified as "non-diversified" under the Investment Company Act of 1940, as amended ("1940 Act"). This means it has the ability to invest a relatively high percentage of its assets in the securities of a small number of issuers or in financial instruments with a single counterparty or a few counterparties. This may increase

the Fund's volatility and increase the risk that the Fund's performance will decline based on the performance of a single issuer or the credit of a single counterparty.

- **Index Performance Risk** — The Index is maintained by a third party provider unaffiliated with the Fund or ProFund Advisors. There can be no guarantee or assurance that the methodology used by the third party provider to create the Index will result in the Fund achieving positive returns. Further, there can be no guarantee that the methodology underlying the Index or the daily calculation of the Index will be free from error. It is also possible that the value of the Index may be subject to intentional manipulation by third-party market participants. The Index used by the Fund may underperform other asset classes and may underperform other similar indices. Each of these factors could have a negative impact on the performance of the Fund.
- **Active Investor Risk** — The Fund permits short-term trading of its securities. A significant portion of assets invested in the Fund may come from professional money managers and investors who use the Fund as part of active trading or tactical asset allocation strategies. These strategies often call for frequent trading to take advantage of anticipated changes in market conditions, which could increase portfolio turnover and may result in additional costs for the Fund. In addition, large movements of assets into and out of the Fund may have a negative impact on the Fund's ability to achieve its investment objective or maintain a consistent level of operating expenses. In certain circumstances, the Fund's expense ratio may vary from current estimates or the historical ratio disclosed in this Prospectus.
- **Early Close/Late Close/Trading Halt Risk** — An exchange or market may close early, close late or issue trading halts on specific securities or financial instruments. As a result, the ability to trade certain securities or financial instruments may be restricted, which may result in the Fund being unable to trade those and other related financial instruments at all. In these circumstances, the Fund may be unable to rebalance its portfolio, may be unable to accurately price its investments and/or may incur substantial trading losses.
- **Liquidity Risk** — In certain circumstances, such as the disruption of the orderly markets for the financial instruments in which the Fund invests, the Fund might not be able to acquire or dispose of certain holdings quickly or at prices that represent true market value in the judgment of ProFund Advisors. Markets for the financial instruments in which the Fund invests may be disrupted by a number of events, including but not limited to economic crises, political crises, health crises, natural disasters, excessive volatility, new legislation, or regulatory changes inside or outside of the U.S. For example, regulation limiting the ability of certain financial institutions to invest in certain financial instruments would likely reduce the liquidity of those instruments. These

situations may prevent the Fund from limiting losses, realizing gains or achieving a high leverage correlation with the Index.

- **Portfolio Turnover Risk** — The Fund may incur high portfolio turnover to manage the Fund's investment exposure. Additionally, active trading of the Fund's shares may cause more frequent purchase and sales activities that could, in certain circumstances, increase the number of portfolio transactions. High levels of portfolio transactions increase brokerage and other transaction costs and may result in increased taxable capital gains. Each of these factors could have a negative impact on the performance of the Fund.
- **Tax Risk** — In order to qualify for the special tax treatment accorded a regulated investment company ("RIC") and its shareholders, the Fund must derive at least 90% of its gross income for each taxable year from "qualifying income," meet certain asset diversification tests at the end of each taxable quarter, and meet annual distribution requirements. The Fund's pursuit of its investment strategies will potentially be limited by the Fund's intention to qualify for such treatment and could adversely affect the Fund's ability to so qualify. The Fund can make certain investments, the treatment of which for these purposes is unclear. If, in any year, the Fund were to fail to qualify for the special tax treatment accorded a RIC and its shareholders, and were ineligible to or were not to cure such failure, the Fund would be taxed in the same manner as an ordinary corporation subject to U.S. federal income tax on all its income at the fund level. The resulting taxes could substantially reduce the Fund's net assets and the amount of income available for distribution. In addition, in order to requalify for taxation as a RIC, the Fund could be required to recognize unrealized gains, pay substantial taxes and interest, and make certain distributions. Please see the Statement of Additional Information for more information.
- **Valuation Risk** — In certain circumstances (e.g., if ProFund Advisors believes market quotations do not accurately reflect the fair value of an investment, or a trading halt closes an exchange or market early), ProFund Advisors may, in its sole discretion, choose to determine a fair value price as the basis for determining the market value of such investment for such day. The fair value of an investment determined by ProFund Advisors may be different from other value determinations of the same investment. Portfolio investments that are valued using techniques other than market quotations, including "fair valued" investments, may be subject to greater fluctuation in their value from one day to the next than would be the case if market quotations were used. In addition, there is no assurance that the Fund could sell a portfolio investment for the value established for it at any time, and it is possible that the Fund would incur a loss because a portfolio investment is sold at a discount to its established value.

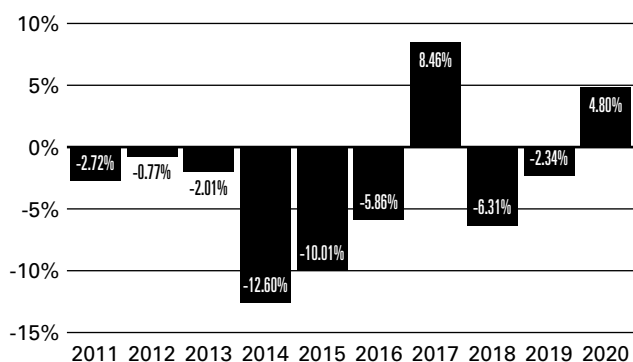
Please see "Investment Objectives, Principal Investment Strategies and Related Risks" in the Fund's Prospectus for additional details.



## Investment Results

The bar chart below shows how the Fund's investment results have varied from year to year, and the table shows how the Fund's average annual total returns for various periods compare with different broad measures of market performance. This information provides some indication of the risks of investing in the Fund. The Fund's performance information reflects applicable fee waivers and/or expense limitations in effect during the period presented. Absent such fee waivers/expense limitations, if any, performance would have been lower. It does not reflect charges and fees associated with a separate account that invests in the Fund or any insurance contract for which it is an investment option. Charges and fees will reduce returns. Past results are not predictive of future results.

### Annual Returns as of December 31



Best Quarter (ended 6/30/2017): **4.51%**

Worst Quarter (ended 3/31/2015): **-8.57%**

The year-to-date return as of the most recent quarter, which ended March 31, 2021, was -4.14%.

### Average Annual Total Returns

As of December 31, 2020

	One Year	Five Years	Ten Years	Inception Date
ProFund VP Falling U.S. Dollar	4.80%	-0.42%	-3.12%	8/31/2007
<b>S&amp;P 500<sup>®1</sup></b>	<b>18.40%</b>	<b>15.22%</b>	<b>13.88%</b>	
<b>ICE<sup>®</sup> U.S. Dollar Index<sup>®1</sup></b>	<b>-6.69%</b>	<b>-1.83%</b>	<b>1.30%</b>	

1 Reflects no deduction for fees, expenses or taxes. Adjusted to reflect the reinvestment of dividends paid by issuers in the Index.

## Management

The Fund is advised by ProFund Advisors. Alexander Ilyasov, Senior Portfolio Manager, and Benjamin McAbee, Portfolio

Manager, have jointly and primarily managed the Fund since April 2019 and August 2016, respectively.

## Purchase and Sale of Fund Shares

Shares are available for purchase by insurance company separate accounts to serve as an investment medium for variable insurance contracts, and by qualified pension and retirement plans, certain insurance companies, and ProFund Advisors. Investors do not contact the Fund directly to purchase or redeem shares. Please refer to the prospectus of the relevant separate account for information on the allocation of premiums and on transfers of accumulated value among sub-accounts of the separate accounts that invest in the Fund.

## Tax Information

The Fund normally distributes its net investment income and net realized capital gains, if any, to its shareholders. If you are a holder of a contract or policy that invests in the Fund through an insurance company separate account, then these distributions will generally not be taxable to you; please consult the prospectus or other information provided to you by the insurance company regarding the tax consequences of your contract or policy. If you are a holder of such a contract or policy, or if you are investing through a pension or retirement plan that is a tax-advantaged arrangement, you may be taxed later upon distributions with respect to or from those contracts or arrangements. The Fund intends to distribute income, if any, and capital gains, if any, at least annually.

## Payments to Insurance Companies and Other Financial Intermediaries

The Fund or its distributor (and related companies) may pay insurance companies, which in turn may pay broker-dealers or other financial intermediaries (such as banks and insurance companies, or their related companies) for the sale and retention of variable contracts and/or policies which offer Fund shares. These payments may create a conflict of interest for a financial intermediary selling such variable contracts and/or policies, or may be a factor in the insurance company's decision to include the Fund as an investment option in its variable contract or policy. For more information, ask your financial advisor, visit your financial intermediary's website or consult the prospectus for the contract or policy.

## Investment Objective

ProFund VP Financials (the “Fund”) seeks investment results, before fees and expenses, that track the performance of the Dow Jones U.S. Financials<sup>SM</sup> Index (the “Index”).

## Fees and Expenses of the Fund

The table below describes the fees and expenses that you may pay if you buy, hold, and sell shares of the Fund. The expenses shown do not reflect charges or fees associated with insurance company separate accounts or insurance contracts, which would have the effect of increasing overall expenses. Annuity and policy holders should consult the prospectus for their contract or policy for more information about such charges and fees.

### Annual Fund Operating Expenses

(expenses that you pay each year as a percentage of the value of your investment)

Investment Advisory Fees	0.75%
Distribution and Service (12b-1) Fees	0.25%
Other Expenses	0.74%

### Total Annual Fund Operating Expenses Before Fee

**Waivers and Expense Reimbursements** 1.74%

Fee Waivers/Reimbursements<sup>1</sup> -0.06%

### Total Annual Fund Operating Expenses After Fee

**Waivers and Expense Reimbursements** 1.68%

<sup>1</sup> ProFund Advisors LLC (“ProFund Advisors”) has contractually agreed to waive Investment Advisory and Management Services Fees and to reimburse Other Expenses to the extent Total Annual Fund Operating Expenses Before Fee Waivers and Expense Reimbursements, as a percentage of average daily net assets, exceed 1.68% through April 30, 2022. After such date, the expense limitation may be terminated or revised by ProFund Advisors. Amounts waived or reimbursed in a particular contractual period may be recouped by ProFund Advisors within three years of the end of that contractual period, however, such recoupment will be limited to the lesser of any expense limitation in place at the time of recoupment or the expense limitation in place at the time of waiver or reimbursement.

**Example:** This example is intended to help you compare the cost of investing in the Fund with the cost of investing in other mutual funds.

The example assumes that you invest \$10,000 in the Fund for the time periods indicated and then redeem all of your shares at the end of each period. The example also assumes that your investment has a 5% return each year and that the Fund’s operating expenses remain the same, except that the fee waiver/expense reimbursement is assumed only to pertain to the first year. It does not reflect separate account or insurance contract fees or charges. If these charges were reflected, expenses would be higher. Although your actual costs may be higher or lower, based on these assumptions your approximate costs would be:

	1 Year	3 Years	5 Years	10 Years
ProFund VP Financials	\$171	\$542	\$938	\$2,047

The Fund pays transaction and financing costs associated with the purchase and sale of securities. These costs are not reflected in the table or the example above.

## Portfolio Turnover

The Fund pays transaction costs, such as commissions, when it buys and sells securities (or “turns over” its portfolio). A higher portfolio turnover rate may indicate higher transaction costs. These costs, which are not reflected in the Annual Fund Operating Expenses or in the example above, affect the Fund’s performance. During the most recent fiscal year, the Fund’s annual portfolio turnover rate was 145% of the average value of its entire portfolio.

## Principal Investment Strategies

The Fund invests in securities that ProFund Advisors believes, in combination, should track the performance of the Index. The Index is constructed and maintained by S&P Dow Jones Indices LLC. The Index seeks to measure the performance of certain companies in the financial services sector of the U.S. equity market. Component companies include: among others, regional banks; major U.S. domiciled international banks; full line, life, and property and casualty insurance companies; companies that invest, directly or indirectly, in real estate; diversified financial companies such as credit card issuers, check cashing companies, mortgage lenders and investment advisors; securities brokers and dealers including investment banks, merchant banks and online brokers; and publicly traded stock exchanges. The Index is published under the Bloomberg ticker symbol “DJUSFN.”

The Fund will invest principally in the financial instruments set forth below.

- **Equity Securities** — The Fund invests in common stock issued by public companies.

ProFund Advisors uses a mathematical approach to investing. Using this approach, ProFund Advisors determines the type, quantity and mix of investment positions that it believes, in combination, the Fund should hold to produce returns consistent with the Fund’s investment objective. The Fund may invest in or gain exposure to only a representative sample of the securities in the Index or to securities not contained in the Index or in financial instruments, with the intent of obtaining exposure with aggregate characteristics similar to those of the Index. In managing the assets of the Fund, ProFund Advisors does not invest the assets of the Fund in securities or financial instruments based on ProFund Advisors’ view of the investment merit of a particular security, instrument, or company, nor does it conduct conventional investment research or analysis or forecast market movement or trends. The Fund seeks to remain fully invested at all times in securities and/or financial instruments that, in combination, provide exposure to the returns of the Index without regard to market conditions, trends or direction.

The Fund will concentrate or focus its investments in a particular industry or group of industries to approximately the same extent the Index is so concentrated or focused. As of December 31, 2020, the Index was concentrated in the diversified financials industry group and was focused in the banks and real estate industry groups.

Please see “Investment Objectives, Principal Investment Strategies and Related Risks” in the Fund’s Prospectus for additional details.

## Principal Risks

### You could lose money by investing in the Fund.

The principal risks described below are intended to provide information about the factors likely to have a significant adverse impact on the Fund’s returns and consequently the value of an investment in the Fund. The risks are presented in an order intended to facilitate readability and their order does not imply that the realization of one risk is more likely to occur than another risk or likely to have a greater adverse impact than another risk.

- **Correlation Risk** — A number of factors may affect the Fund’s ability to achieve a high degree of correlation with the Index, and there is no guarantee that the Fund will achieve a high degree of correlation. Failure to achieve a high degree of correlation may prevent the Fund from achieving its investment objective.

Factors that may adversely affect the Fund’s correlation with the Index include fees, expenses, transaction costs, income items, valuation methodology, accounting standards and disruptions or illiquidity in the markets for the financial instruments in which the Fund invests. The Fund may not have investment exposure to all of the securities in the Index, or its weighting of investment exposure to securities may be different from that of the Index. In addition, the Fund may invest in securities not included in the Index. The Fund may take or refrain from taking positions in order to improve tax efficiency, comply with regulatory restrictions, or for other reasons, each of which may negatively affect the Fund’s correlation with the Index. The Fund may also be subject to large movements of assets into and out of the Fund, potentially resulting in the Fund being over- or underexposed to the Index and may be impacted by Index reconstitutions and Index rebalancing events. Additionally, the Fund’s underlying investments may trade on markets that may not be open on the same day as the Fund, which may cause a difference between the performance of the Fund and the performance of the Index on such day. Any of these factors could decrease correlation between the performance of the Fund and the Index and may hinder the Fund’s ability to meet its investment objective.

- **Financials Industry Risk** — The risks of investments in the industry include: extensive governmental regulation and/or nationalization that affects the scope of their activities, the prices they can charge and the amount of capital they must maintain; adverse effects from increases in interest rates;

effects on profitability by loan losses, which usually increase in economic downturns; the severe competition to which banks, insurance, and financial services companies may be subject; and increased inter-sector consolidation and competition in the financials industry. The impact of more stringent capital requirements, recent or future regulation on any individual financial company or recent or future regulation on the financials industry as a whole cannot be predicted.

- **Equity and Market Risk** — Equity markets are volatile, and the value of securities, swaps, futures and other instruments correlated with equity markets may fluctuate dramatically from day to day. Equity markets are subject to corporate, political, regulatory, market and economic developments, as well as developments that impact specific economic sectors, industries or segments of the market. Further, stocks in the Index may underperform other equity investments. Volatility in the markets and/or market developments may cause the value of an investment in the Fund to decrease over short or long periods of time.
- **Concentration and Focused Investing** — The Index may concentrate (i.e., composed of securities that represent 25 percent or more of the value of the Index) or focus (i.e., composed of securities that represent a substantial portion of its value, but less than 25 percent) in an industry or group of industries. The Fund will allocate its investments to approximately the same extent as the Index. As a result, the Fund may be subject to greater market fluctuations than a fund that is more broadly invested across industries. Financial, economic, business, regulatory conditions, and other developments affecting issuers in a particular industry or group of industries will have a greater effect on the Fund, and if securities of the particular industry or group of industries as a group fall out of favor, the Fund could underperform, or its net asset value may be more volatile than, funds that have greater industry diversification.
- **Large-Cap Company Investment Risk** — Although returns on investments in large-cap companies are often perceived as being less volatile than the returns of companies with smaller market capitalizations, the return on large-cap securities could trail the returns on investments in smaller and mid-sized companies for a number of reasons. For example, large-cap companies may be unable to respond quickly to new competitive challenges, such as changes in technology, and also may not be able to attain the high growth rate of successful smaller companies.
- **Natural Disaster/Epidemic Risk** — Natural or environmental disasters, such as earthquakes, fires, floods, hurricanes, tsunamis and other severe weather-related phenomena generally, and widespread disease, including pandemics and epidemics (for example, the novel coronavirus COVID-19), have been and can be highly disruptive to economies and markets and have recently led, and may continue to lead, to increased market volatility and significant

market losses. Such natural disaster and health crises could exacerbate political, social, and economic risks, and result in significant breakdowns, delays, shutdowns, social isolation, and other disruptions to important global, local and regional supply chains affected, with potential corresponding results on the operating performance of the Fund and its investments. A climate of uncertainty and panic, including the contagion of infectious viruses or diseases, may adversely affect global, regional, and local economies and reduce the availability of potential investment opportunities, and increases the difficulty of performing due diligence and modeling market conditions, potentially reducing the accuracy of financial projections. Under these circumstances, the Fund may have difficulty achieving its investment objectives which may adversely impact Fund performance. Further, such events can be highly disruptive to economies and markets, significantly disrupt the operations of individual companies (including, but not limited to, the Fund's investment advisor, third party service providers, and counterparties), sectors, industries, markets, securities and commodity exchanges, currencies, interest and inflation rates, credit ratings, investor sentiment, and other factors affecting the value of the Fund's investments. These factors can cause substantial market volatility, exchange trading suspensions and closures, changes in the availability of and the margin requirements for certain instruments, and can impact the ability of the Fund to complete redemptions and otherwise affect Fund performance and Fund trading in the secondary market. A widespread crisis would also affect the global economy in ways that cannot necessarily be foreseen. How long such events will last and whether they will continue or recur cannot be predicted. Impacts from these could have a significant impact on the Fund's performance, resulting in losses to your investment.

• **Risk that Current Assumptions and Expectations Could Become Outdated As a Result of Global Economic Shock** —

The onset of the novel coronavirus (COVID-19) has caused significant shocks to global financial markets and economies, with many governments taking extreme actions to slow and contain the spread of COVID-19. These actions have had, and likely will continue to have, a severe economic impact on global economies as economic activity in some instances has essentially ceased. Financial markets across the globe are experiencing severe distress at least equal to what was experienced during the global financial crisis in 2008. In March 2020, U.S. equity markets entered a bear market in the fastest such move in the history of U.S. financial markets. During much of 2020, the unemployment rate in the U.S. was extremely high by historical standards. It is not possible to predict when unemployment and market conditions will return to more normal levels. The global economic shocks being experienced as of the date hereof may cause the underlying assumptions and expectations of the Fund to become outdated quickly or inaccurate, resulting in significant losses.

- **Non-Diversification Risk** — The Fund is classified as “non-diversified” under the Investment Company Act of 1940, as amended (“1940 Act”). This means it has the ability to invest a relatively high percentage of its assets in the securities of a small number of issuers. This may increase the Fund's volatility and increase the risk that the Fund's performance will decline based on the performance of a single issuer.
- **Index Performance Risk** — The Index is maintained by a third party provider unaffiliated with the Fund or ProFund Advisors. There can be no guarantee or assurance that the methodology used by the third party provider to create the Index will result in the Fund achieving positive returns. Further, there can be no guarantee that the methodology underlying the Index or the daily calculation of the Index will be free from error. It is also possible that the value of the Index may be subject to intentional manipulation by third-party market participants. The Index used by the Fund may underperform other asset classes and may underperform other similar indices. Each of these factors could have a negative impact on the performance of the Fund.
- **Active Investor Risk** — The Fund permits short-term trading of its securities. A significant portion of assets invested in the Fund may come from professional money managers and investors who use the Fund as part of active trading or tactical asset allocation strategies. These strategies often call for frequent trading to take advantage of anticipated changes in market conditions, which could increase portfolio turnover and may result in additional costs for the Fund. In addition, large movements of assets into and out of the Fund may have a negative impact on the Fund's ability to achieve its investment objective or maintain a consistent level of operating expenses. In certain circumstances, the Fund's expense ratio may vary from current estimates or the historical ratio disclosed in this Prospectus.
- **Early Close/Late Close/Trading Halt Risk** — An exchange or market may close early, close late or issue trading halts on specific securities or financial instruments. As a result, the ability to trade certain securities or financial instruments may be restricted, which may result in the Fund being unable to trade those and other related financial instruments at all. In these circumstances, the Fund may be unable to rebalance its portfolio, may be unable to accurately price its investments and/or may incur substantial trading losses.
- **Liquidity Risk** — In certain circumstances, such as the disruption of the orderly markets for the financial instruments in which the Fund invests, the Fund might not be able to acquire or dispose of certain holdings quickly or at prices that represent true market value in the judgment of ProFund Advisors. Markets for the financial instruments in which the Fund invests may be disrupted by a number of events, including but not limited to economic crises, political crises, health crises, natural disasters, excessive volatility, new legislation, or regulatory changes inside or outside of the



U.S. For example, regulation limiting the ability of certain financial institutions to invest in certain financial instruments would likely reduce the liquidity of those instruments. These situations may prevent the Fund from limiting losses, realizing gains or achieving a high correlation with the Index.

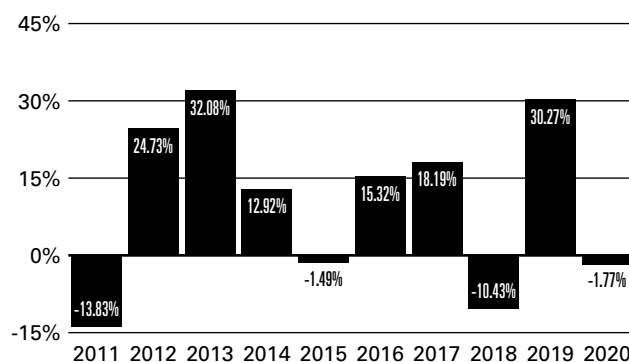
- **Portfolio Turnover Risk** — The Fund may incur high portfolio turnover to manage the Fund's investment exposure. Additionally, active trading of the Fund's shares may cause more frequent purchase and sales activities that could, in certain circumstances, increase the number of portfolio transactions. High levels of portfolio transactions increase brokerage and other transaction costs and may result in increased taxable capital gains. Each of these factors could have a negative impact on the performance of the Fund.
- **Tax Risk** — In order to qualify for the special tax treatment accorded a regulated investment company ("RIC") and its shareholders, the Fund must derive at least 90% of its gross income for each taxable year from "qualifying income," meet certain asset diversification tests at the end of each taxable quarter, and meet annual distribution requirements. The Fund's pursuit of its investment strategies will potentially be limited by the Fund's intention to qualify for such treatment and could adversely affect the Fund's ability to so qualify. The Fund can make certain investments, the treatment of which for these purposes is unclear. If, in any year, the Fund were to fail to qualify for the special tax treatment accorded a RIC and its shareholders, and were ineligible to or were not to cure such failure, the Fund would be taxed in the same manner as an ordinary corporation subject to U.S. federal income tax on all its income at the fund level. The resulting taxes could substantially reduce the Fund's net assets and the amount of income available for distribution. In addition, in order to requalify for taxation as a RIC, the Fund could be required to recognize unrealized gains, pay substantial taxes and interest, and make certain distributions. Please see the Statement of Additional Information for more information.
- **Valuation Risk** — In certain circumstances (e.g., if ProFund Advisors believes market quotations do not accurately reflect the fair value of an investment, or a trading halt closes an exchange or market early), ProFund Advisors may, in its sole discretion, choose to determine a fair value price as the basis for determining the market value of such investment for such day. The fair value of an investment determined by ProFund Advisors may be different from other value determinations of the same investment. Portfolio investments that are valued using techniques other than market quotations, including "fair valued" investments, may be subject to greater fluctuation in their value from one day to the next than would be the case if market quotations were used. In addition, there is no assurance that the Fund could sell a portfolio investment for the value established for it at any time, and it is possible that the Fund would incur a loss because a portfolio investment is sold at a discount to its established value.

Please see "Investment Objectives, Principal Investment Strategies and Related Risks" in the Fund's Prospectus for additional details.

## Investment Results

The bar chart below shows how the Fund's investment results have varied from year to year, and the table shows how the Fund's average annual total returns for various periods compare with different broad measures of market performance. This information provides some indication of the risks of investing in the Fund. The Fund's performance information reflects applicable fee waivers and/or expense limitations in effect during the period presented. Absent such fee waivers/expense limitations, if any, performance would have been lower. It does not reflect charges and fees associated with a separate account that invests in the Fund or any insurance contract for which it is an investment option. Charges and fees will reduce returns. Past results are not predictive of future results.

### Annual Returns as of December 31



Best Quarter (ended 3/31/2012): **19.27%**

Worst Quarter (ended 3/31/2020): **-29.05%**

The year-to-date return as of the most recent quarter, which ended March 31, 2021, was 11.85%.

### Average Annual Total Returns

As of December 31, 2020

	One Year	Five Years	Ten Years	Inception Date
ProFund VP Financials	-1.77%	9.33%	9.45%	1/22/2001
<b>S&amp;P 500<sup>®1</sup></b>	<b>18.40%</b>	<b>15.22%</b>	<b>13.88%</b>	
<b>Dow Jones U.S. Financials<sup>SM</sup> Index<sup>1</sup></b>	<b>-0.53%</b>	<b>11.07%</b>	<b>11.15%</b>	

1 Reflects no deduction for fees, expenses or taxes. Adjusted to reflect the reinvestment of dividends paid by issuers in the Index.

## Management

The Fund is advised by ProFund Advisors. Michael Neches, Senior Portfolio Manager, and Tarak Davé, Portfolio Manager, have jointly and primarily managed the Fund since October 2013 and March 2018, respectively.



## **Purchase and Sale of Fund Shares**

Shares are available for purchase by insurance company separate accounts to serve as an investment medium for variable insurance contracts, and by qualified pension and retirement plans, certain insurance companies, and ProFund Advisors. Investors do not contact the Fund directly to purchase or redeem shares. Please refer to the prospectus of the relevant separate account for information on the allocation of premiums and on transfers of accumulated value among sub-accounts of the separate accounts that invest in the Fund.

## **Tax Information**

The Fund normally distributes its net investment income and net realized capital gains, if any, to its shareholders. If you are a holder of a contract or policy that invests in the Fund through an insurance company separate account, then these distributions will generally not be taxable to you; please consult the prospectus or other information provided to you by the insurance company regarding the tax consequences of your contract or policy. If you are a holder of such a contract or policy, or if you are investing

through a pension or retirement plan that is a tax-advantaged arrangement, you may be taxed later upon distributions with respect to or from those contracts or arrangements. The Fund intends to distribute income, if any, and capital gains, if any, at least annually.

## **Payments to Insurance Companies and Other Financial Intermediaries**

The Fund or its distributor (and related companies) may pay insurance companies, which in turn may pay broker-dealers or other financial intermediaries (such as banks and insurance companies, or their related companies) for the sale and retention of variable contracts and/or policies which offer Fund shares. These payments may create a conflict of interest for a financial intermediary selling such variable contracts and/or policies, or may be a factor in the insurance company's decision to include the Fund as an investment option in its variable contract or policy. For more information, ask your financial advisor, visit your financial intermediary's website or consult the prospectus for the contract or policy.

## Investment Objective

ProFund VP Health Care (the “Fund”) seeks investment results, before fees and expenses, that track the performance of the Dow Jones U.S. Health Care<sup>SM</sup> Index (the “Index”).

## Fees and Expenses of the Fund

The table below describes the fees and expenses that you may pay if you buy, hold, and sell shares of the Fund. The expenses shown do not reflect charges or fees associated with insurance company separate accounts or insurance contracts, which would have the effect of increasing overall expenses. Annuity and policy holders should consult the prospectus for their contract or policy for more information about such charges and fees.

### Annual Fund Operating Expenses

(expenses that you pay each year as a percentage of the value of your investment)

Investment Advisory Fees	0.75%
Distribution and Service (12b-1) Fees	0.25%
Other Expenses	0.73%

### Total Annual Fund Operating Expenses Before Fee

**Waivers and Expense Reimbursements** 1.73%

Fee Waivers/Reimbursements<sup>1</sup> -0.05%

### Total Annual Fund Operating Expenses After Fee

**Waivers and Expense Reimbursements** 1.68%

<sup>1</sup> ProFund Advisors LLC (“ProFund Advisors”) has contractually agreed to waive Investment Advisory and Management Services Fees and to reimburse Other Expenses to the extent Total Annual Fund Operating Expenses Before Fee Waivers and Expense Reimbursements, as a percentage of average daily net assets, exceed 1.68% through April 30, 2022. After such date, the expense limitation may be terminated or revised by ProFund Advisors. Amounts waived or reimbursed in a particular contractual period may be recouped by ProFund Advisors within three years of the end of that contractual period, however, such recoupment will be limited to the lesser of any expense limitation in place at the time of recoupment or the expense limitation in place at the time of waiver or reimbursement.

**Example:** This example is intended to help you compare the cost of investing in the Fund with the cost of investing in other mutual funds.

The example assumes that you invest \$10,000 in the Fund for the time periods indicated and then redeem all of your shares at the end of each period. The example also assumes that your investment has a 5% return each year and that the Fund’s operating expenses remain the same, except that the fee waiver/expense reimbursement is assumed only to pertain to the first year. It does not reflect separate account or insurance contract fees or charges. If these charges were reflected, expenses would be higher. Although your actual costs may be higher or lower, based on these assumptions your approximate costs would be:

	1 Year	3 Years	5 Years	10 Years
ProFund VP Health Care	\$171	\$540	\$934	\$2,037

The Fund pays transaction and financing costs associated with the purchase and sale of securities. These costs are not reflected in the table or the example above.

## Portfolio Turnover

The Fund pays transaction costs, such as commissions, when it buys and sells securities (or “turns over” its portfolio). A higher portfolio turnover rate may indicate higher transaction costs. These costs, which are not reflected in the Annual Fund Operating Expenses or in the example above, affect the Fund’s performance. During the most recent fiscal year, the Fund’s annual portfolio turnover rate was 58% of the average value of its entire portfolio.

## Principal Investment Strategies

The Fund invests in securities that ProFund Advisors believes, in combination, should track the performance of the Index. The Index is constructed and maintained by S&P Dow Jones Indices LLC. The Index seeks to measure the performance of certain companies in the healthcare industry of the U.S. equity market. Component companies include, among others, health care providers, biotechnology companies, medical supplies, advanced medical devices and pharmaceuticals. The Index is published under the Bloomberg ticker symbol “DJUSHC.”

The Fund will invest principally in the financial instruments set forth below.

- **Equity Securities** — The Fund invests in common stock issued by public companies.

ProFund Advisors uses a mathematical approach to investing. Using this approach, ProFund Advisors determines the type, quantity and mix of investment positions that it believes, in combination, the Fund should hold to produce returns consistent with the Fund’s investment objective. The Fund may invest in or gain exposure to only a representative sample of the securities in the Index or to securities not contained in the Index or in financial instruments, with the intent of obtaining exposure with aggregate characteristics similar to those of the Index. In managing the assets of the Fund, ProFund Advisors does not invest the assets of the Fund in securities or financial instruments based on ProFund Advisors’ view of the investment merit of a particular security, instrument, or company, nor does it conduct conventional investment research or analysis or forecast market movement or trends. The Fund seeks to remain fully invested at all times in securities and/or financial instruments that, in combination, provide exposure to the returns of the Index without regard to market conditions, trends or direction.

The Fund will concentrate or focus its investments in a particular industry or group of industries to approximately the same extent the Index is so concentrated or focused. As of December 31, 2020, the Index was concentrated in the pharmaceuticals,

biotechnology & life sciences and health care equipment & services industry groups.

Please see “Investment Objectives, Principal Investment Strategies and Related Risks” in the Fund’s Prospectus for additional details.

## Principal Risks

### You could lose money by investing in the Fund.

The principal risks described below are intended to provide information about the factors likely to have a significant adverse impact on the Fund’s returns and consequently the value of an investment in the Fund. The risks are presented in an order intended to facilitate readability and their order does not imply that the realization of one risk is more likely to occur than another risk or likely to have a greater adverse impact than another risk.

- **Correlation Risk** — A number of factors may affect the Fund’s ability to achieve a high degree of correlation with the Index, and there is no guarantee that the Fund will achieve a high degree of correlation. Failure to achieve a high degree of correlation may prevent the Fund from achieving its investment objective.

Factors that may adversely affect the Fund’s correlation with the Index include fees, expenses, transaction costs, income items, valuation methodology, accounting standards and disruptions or illiquidity in the markets for the financial instruments in which the Fund invests. The Fund may not have investment exposure to all of the securities in the Index, or its weighting of investment exposure to securities may be different from that of the Index. In addition, the Fund may invest in securities not included in the Index. The Fund may take or refrain from taking positions in order to improve tax efficiency, comply with regulatory restrictions, or for other reasons, each of which may negatively affect the Fund’s correlation with the Index. The Fund may also be subject to large movements of assets into and out of the Fund, potentially resulting in the Fund being over- or underexposed to the Index and may be impacted by Index reconstitutions and Index rebalancing events. Additionally, the Fund’s underlying investments may trade on markets that may not be open on the same day as the Fund, which may cause a difference between the performance of the Fund and the performance of the Index on such day. Any of these factors could decrease correlation between the performance of the Fund and the Index and may hinder the Fund’s ability to meet its investment objective.

- **Health Care Industry Risk** — The risks of investments in the industry include: heavy dependence on patent protection, with profitability affected by the expiration of patents; expenses and losses from extensive litigation based on product liability and similar claims; competitive forces that may make it difficult to raise prices and, in fact, may result in price discounting; the long and costly process for obtaining new product approval by the Food and Drug Administration; the difficulty health care providers may have obtaining staff to

deliver service; susceptibility to product obsolescence; and thin capitalization and limited product lines, markets and financial resources or personnel.

- **Equity and Market Risk** — Equity markets are volatile, and the value of securities, swaps, futures and other instruments correlated with equity markets may fluctuate dramatically from day to day. Equity markets are subject to corporate, political, regulatory, market and economic developments, as well as developments that impact specific economic sectors, industries or segments of the market. Further, stocks in the Index may underperform other equity investments. Volatility in the markets and/or market developments may cause the value of an investment in the Fund to decrease over short or long periods of time.
- **Concentration and Focused Investing** — The Index may concentrate (i.e., composed of securities that represent 25 percent or more of the value of the Index) or focus (i.e., composed of securities that represent a substantial portion of its value, but less than 25 percent) in an industry or group of industries. The Fund will allocate its investments to approximately the same extent as the Index. As a result, the Fund may be subject to greater market fluctuations than a fund that is more broadly invested across industries. Financial, economic, business, regulatory conditions, and other developments affecting issuers in a particular industry or group of industries will have a greater effect on the Fund, and if securities of the particular industry or group of industries as a group fall out of favor, the Fund could underperform, or its net asset value may be more volatile than, funds that have greater industry diversification.
- **Large-Cap Company Investment Risk** — Although returns on investments in large-cap companies are often perceived as being less volatile than the returns of companies with smaller market capitalizations, the return on large-cap securities could trail the returns on investments in smaller and mid-sized companies for a number of reasons. For example, large-cap companies may be unable to respond quickly to new competitive challenges, such as changes in technology, and also may not be able to attain the high growth rate of successful smaller companies.
- **Natural Disaster/Epidemic Risk** — Natural or environmental disasters, such as earthquakes, fires, floods, hurricanes, tsunamis and other severe weather-related phenomena generally, and widespread disease, including pandemics and epidemics (for example, the novel coronavirus COVID-19), have been and can be highly disruptive to economies and markets and have recently led, and may continue to lead, to increased market volatility and significant market losses. Such natural disaster and health crises could exacerbate political, social, and economic risks, and result in significant breakdowns, delays, shutdowns, social isolation, and other disruptions to important global, local and regional supply chains affected, with potential corresponding results on the operating performance of the Fund and its

investments. A climate of uncertainty and panic, including the contagion of infectious viruses or diseases, may adversely affect global, regional, and local economies and reduce the availability of potential investment opportunities, and increases the difficulty of performing due diligence and modeling market conditions, potentially reducing the accuracy of financial projections. Under these circumstances, the Fund may have difficulty achieving its investment objectives which may adversely impact Fund performance. Further, such events can be highly disruptive to economies and markets, significantly disrupt the operations of individual companies (including, but not limited to, the Fund's investment advisor, third party service providers, and counterparties), sectors, industries, markets, securities and commodity exchanges, currencies, interest and inflation rates, credit ratings, investor sentiment, and other factors affecting the value of the Fund's investments. These factors can cause substantial market volatility, exchange trading suspensions and closures, changes in the availability of and the margin requirements for certain instruments, and can impact the ability of the Fund to complete redemptions and otherwise affect Fund performance and Fund trading in the secondary market. A widespread crisis would also affect the global economy in ways that cannot necessarily be foreseen. How long such events will last and whether they will continue or recur cannot be predicted. Impacts from these could have a significant impact on the Fund's performance, resulting in losses to your investment.

• **Risk that Current Assumptions and Expectations Could Become Outdated As a Result of Global Economic Shock** —

The onset of the novel coronavirus (COVID-19) has caused significant shocks to global financial markets and economies, with many governments taking extreme actions to slow and contain the spread of COVID-19. These actions have had, and likely will continue to have, a severe economic impact on global economies as economic activity in some instances has essentially ceased. Financial markets across the globe are experiencing severe distress at least equal to what was experienced during the global financial crisis in 2008. In March 2020, U.S. equity markets entered a bear market in the fastest such move in the history of U.S. financial markets. During much of 2020, the unemployment rate in the U.S. was extremely high by historical standards. It is not possible to predict when unemployment and market conditions will return to more normal levels. The global economic shocks being experienced as of the date hereof may cause the underlying assumptions and expectations of the Fund to become outdated quickly or inaccurate, resulting in significant losses.

- **Non-Diversification Risk** — The Fund is classified as “non-diversified” under the Investment Company Act of 1940, as amended (“1940 Act”). This means it has the ability to invest a relatively high percentage of its assets in the securities of a small number of issuers. This may increase the Fund's

volatility and increase the risk that the Fund's performance will decline based on the performance of a single issuer.

- **Index Performance Risk** — The Index is maintained by a third party provider unaffiliated with the Fund or ProFund Advisors. There can be no guarantee or assurance that the methodology used by the third party provider to create the Index will result in the Fund achieving positive returns. Further, there can be no guarantee that the methodology underlying the Index or the daily calculation of the Index will be free from error. It is also possible that the value of the Index may be subject to intentional manipulation by third-party market participants. The Index used by the Fund may underperform other asset classes and may underperform other similar indices. Each of these factors could have a negative impact on the performance of the Fund.
- **Active Investor Risk** — The Fund permits short-term trading of its securities. A significant portion of assets invested in the Fund may come from professional money managers and investors who use the Fund as part of active trading or tactical asset allocation strategies. These strategies often call for frequent trading to take advantage of anticipated changes in market conditions, which could increase portfolio turnover and may result in additional costs for the Fund. In addition, large movements of assets into and out of the Fund may have a negative impact on the Fund's ability to achieve its investment objective or maintain a consistent level of operating expenses. In certain circumstances, the Fund's expense ratio may vary from current estimates or the historical ratio disclosed in this Prospectus.
- **Early Close/Late Close/Trading Halt Risk** — An exchange or market may close early, close late or issue trading halts on specific securities or financial instruments. As a result, the ability to trade certain securities or financial instruments may be restricted, which may result in the Fund being unable to trade those and other related financial instruments at all. In these circumstances, the Fund may be unable to rebalance its portfolio, may be unable to accurately price its investments and/or may incur substantial trading losses.
- **Liquidity Risk** — In certain circumstances, such as the disruption of the orderly markets for the financial instruments in which the Fund invests, the Fund might not be able to acquire or dispose of certain holdings quickly or at prices that represent true market value in the judgment of ProFund Advisors. Markets for the financial instruments in which the Fund invests may be disrupted by a number of events, including but not limited to economic crises, political crises, health crises, natural disasters, excessive volatility, new legislation, or regulatory changes inside or outside of the U.S. For example, regulation limiting the ability of certain financial institutions to invest in certain financial instruments would likely reduce the liquidity of those instruments. These situations may prevent the Fund from limiting losses, realizing gains or achieving a high correlation with the Index.

- **Portfolio Turnover Risk** — The Fund may incur high portfolio turnover to manage the Fund’s investment exposure. Additionally, active trading of the Fund’s shares may cause more frequent purchase and sales activities that could, in certain circumstances, increase the number of portfolio transactions. High levels of portfolio transactions increase brokerage and other transaction costs and may result in increased taxable capital gains. Each of these factors could have a negative impact on the performance of the Fund.
- **Tax Risk** — In order to qualify for the special tax treatment accorded a regulated investment company (“RIC”) and its shareholders, the Fund must derive at least 90% of its gross income for each taxable year from “qualifying income,” meet certain asset diversification tests at the end of each taxable quarter, and meet annual distribution requirements. The Fund’s pursuit of its investment strategies will potentially be limited by the Fund’s intention to qualify for such treatment and could adversely affect the Fund’s ability to so qualify. The Fund can make certain investments, the treatment of which for these purposes is unclear. If, in any year, the Fund were to fail to qualify for the special tax treatment accorded a RIC and its shareholders, and were ineligible to or were not to cure such failure, the Fund would be taxed in the same manner as an ordinary corporation subject to U.S. federal income tax on all its income at the fund level. The resulting taxes could substantially reduce the Fund’s net assets and the amount of income available for distribution. In addition, in order to requalify for taxation as a RIC, the Fund could be required to recognize unrealized gains, pay substantial taxes and interest, and make certain distributions. Please see the Statement of Additional Information for more information.
- **Valuation Risk** — In certain circumstances (e.g., if ProFund Advisors believes market quotations do not accurately reflect the fair value of an investment, or a trading halt closes an exchange or market early), ProFund Advisors may, in its sole discretion, choose to determine a fair value price as the basis for determining the market value of such investment for such day. The fair value of an investment determined by ProFund Advisors may be different from other value determinations of the same investment. Portfolio investments that are valued using techniques other than market quotations, including “fair valued” investments, may be subject to greater fluctuation in their value from one day to the next than would be the case if market quotations were used. In addition, there is no assurance that the Fund could sell a portfolio investment for the value established for it at any time, and it is possible that the Fund would incur a loss because a portfolio investment is sold at a discount to its established value.

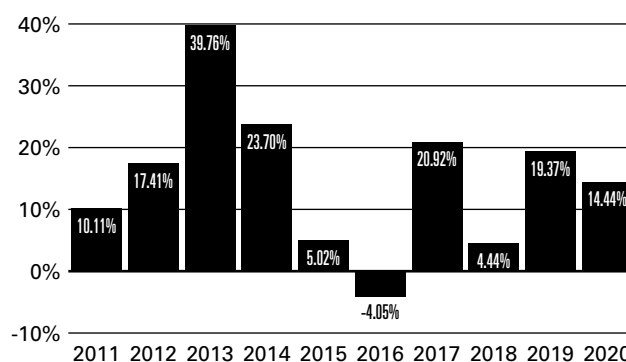
Please see “Investment Objectives, Principal Investment Strategies and Related Risks” in the Fund’s Prospectus for additional details.

## Investment Results

The bar chart below shows how the Fund’s investment results have varied from year to year, and the table shows how the

Fund’s average annual total returns for various periods compare with different broad measures of market performance. This information provides some indication of the risks of investing in the Fund. The Fund’s performance information reflects applicable fee waivers and/or expense limitations in effect during the period presented. Absent such fee waivers/expense limitations, if any, performance would have been lower. It does not reflect charges and fees associated with a separate account that invests in the Fund or any insurance contract for which it is an investment option. Charges and fees will reduce returns. Past results are not predictive of future results.

### Annual Returns as of December 31



Best Quarter (ended 3/31/2013): **15.54%**

Worst Quarter (ended 3/31/2020): **-12.83%**

The year-to-date return as of the most recent quarter, which ended March 31, 2021, was 2.52%.

### Average Annual Total Returns

As of December 31, 2020

	One Year	Five Years	Ten Years	Inception Date
ProFund VP Health Care	14.44%	10.60%	14.53%	1/22/2001
<b>S&amp;P 500<sup>®1</sup></b>	<b>18.40%</b>	<b>15.22%</b>	<b>13.88%</b>	
<b>Dow Jones U.S. Health Care<sup>SM</sup> Index<sup>1</sup></b>	<b>15.96%</b>	<b>12.36%</b>	<b>16.34%</b>	

1 Reflects no deduction for fees, expenses or taxes. Adjusted to reflect the reinvestment of dividends paid by issuers in the Index.

## Management

The Fund is advised by ProFund Advisors. Michael Neches, Senior Portfolio Manager, and Tarak Davé, Portfolio Manager, have jointly and primarily managed the Fund since October 2013 and March 2018, respectively.

## Purchase and Sale of Fund Shares

Shares are available for purchase by insurance company separate accounts to serve as an investment medium for variable insurance contracts, and by qualified pension and retirement plans, certain insurance companies, and ProFund Advisors. Investors do not contact the Fund directly to purchase or redeem shares. Please refer to the prospectus of the relevant separate



account for information on the allocation of premiums and on transfers of accumulated value among sub-accounts of the separate accounts that invest in the Fund.

### **Tax Information**

The Fund normally distributes its net investment income and net realized capital gains, if any, to its shareholders. If you are a holder of a contract or policy that invests in the Fund through an insurance company separate account, then these distributions will generally not be taxable to you; please consult the prospectus or other information provided to you by the insurance company regarding the tax consequences of your contract or policy. If you are a holder of such a contract or policy, or if you are investing through a pension or retirement plan that is a tax-advantaged arrangement, you may be taxed later upon distributions with respect to or from those contracts or arrangements. The Fund intends to distribute income, if any, and capital gains, if any, at least annually.

### **Payments to Insurance Companies and Other Financial Intermediaries**

The Fund or its distributor (and related companies) may pay insurance companies, which in turn may pay broker-dealers or other financial intermediaries (such as banks and insurance companies, or their related companies) for the sale and retention of variable contracts and/or policies which offer Fund shares. These payments may create a conflict of interest for a financial intermediary selling such variable contracts and/or policies, or may be a factor in the insurance company's decision to include the Fund as an investment option in its variable contract or policy. For more information, ask your financial advisor, visit your financial intermediary's website or consult the prospectus for the contract or policy.

## Investment Objective

ProFund VP Industrials (the “Fund”) seeks investment results, before fees and expenses, that track the performance of the Dow Jones U.S. Industrials<sup>SM</sup> Index (the “Index”).

## Fees and Expenses of the Fund

The table below describes the fees and expenses that you may pay if you buy, hold, and sell shares of the Fund. The expenses shown do not reflect charges or fees associated with insurance company separate accounts or insurance contracts, which would have the effect of increasing overall expenses. Annuity and policy holders should consult the prospectus for their contract or policy for more information about such charges and fees.

### Annual Fund Operating Expenses

(expenses that you pay each year as a percentage of the value of your investment)

Investment Advisory Fees	0.75%
Distribution and Service (12b-1) Fees	0.25%
Other Expenses	0.75%

### Total Annual Fund Operating Expenses Before Fee

Waivers and Expense Reimbursements	1.75%
Fee Waivers/Reimbursements <sup>1</sup>	-0.07%

### Total Annual Fund Operating Expenses After Fee

Waivers and Expense Reimbursements	1.68%
------------------------------------	-------

<sup>1</sup> ProFund Advisors LLC (“ProFund Advisors”) has contractually agreed to waive Investment Advisory and Management Services Fees and to reimburse Other Expenses to the extent Total Annual Fund Operating Expenses Before Fee Waivers and Expense Reimbursements, as a percentage of average daily net assets, exceed 1.68% through April 30, 2022. After such date, the expense limitation may be terminated or revised by ProFund Advisors. Amounts waived or reimbursed in a particular contractual period may be recouped by ProFund Advisors within three years of the end of that contractual period, however, such recoupment will be limited to the lesser of any expense limitation in place at the time of recoupment or the expense limitation in place at the time of waiver or reimbursement.

**Example:** This example is intended to help you compare the cost of investing in the Fund with the cost of investing in other mutual funds.

The example assumes that you invest \$10,000 in the Fund for the time periods indicated and then redeem all of your shares at the end of each period. The example also assumes that your investment has a 5% return each year and that the Fund’s operating expenses remain the same, except that the fee waiver/expense reimbursement is assumed only to pertain to the first year. It does not reflect separate account or insurance contract fees or charges. If these charges were reflected, expenses would be higher. Although your actual costs may be higher or lower, based on these assumptions your approximate costs would be:

	1 Year	3 Years	5 Years	10 Years
ProFund VP Industrials	\$171	\$544	\$942	\$2,057

The Fund pays transaction and financing costs associated with the purchase and sale of securities. These costs are not reflected in the table or the example above.

## Portfolio Turnover

The Fund pays transaction costs, such as commissions, when it buys and sells securities (or “turns over” its portfolio). A higher portfolio turnover rate may indicate higher transaction costs. These costs, which are not reflected in the Annual Fund Operating Expenses or in the example above, affect the Fund’s performance. During the most recent fiscal year, the Fund’s annual portfolio turnover rate was 123% of the average value of its entire portfolio.

## Principal Investment Strategies

The Fund invests in securities that ProFund Advisors believes, in combination, should track the performance of the Index. The Index is constructed and maintained by S&P Dow Jones Indices LLC. The Index seeks to measure the performance of certain companies in the industrial sector of the U.S. equity market. Component companies include, among others, building materials, heavy construction, factory equipment, heavy machinery, industrial services, pollution control, containers and packaging, industrial diversified, air freight, marine transportation, railroads, trucking, land-transportation equipment, shipbuilding, transportation services, advanced industrial equipment, electric components and equipment, and aerospace. The Index is published under the Bloomberg ticker symbol “DJUSIN.”

The Fund will invest principally in the financial instruments set forth below.

- **Equity Securities** — The Fund invests in common stock issued by public companies.

ProFund Advisors uses a mathematical approach to investing. Using this approach, ProFund Advisors determines the type, quantity and mix of investment positions that it believes, in combination, the Fund should hold to produce returns consistent with the Fund’s investment objective. The Fund may invest in or gain exposure to only a representative sample of the securities in the Index or to securities not contained in the Index or in financial instruments, with the intent of obtaining exposure with aggregate characteristics similar to those of the Index. In managing the assets of the Fund, ProFund Advisors does not invest the assets of the Fund in securities or financial instruments based on ProFund Advisors’ view of the investment merit of a particular security, instrument, or company, nor does it conduct conventional investment research or analysis or forecast market movement or trends. The Fund seeks to remain fully invested at all times in securities and/or financial instruments that, in combination, provide exposure to the returns of the Index without regard to market conditions, trends or direction.

The Fund will concentrate or focus its investments in a particular industry or group of industries to approximately the same extent the Index is so concentrated or focused. As of December 31, 2020, the Index was concentrated in the capital goods industry group, and was focused in the software & services industry group.

Please see “Investment Objectives, Principal Investment Strategies and Related Risks” in the Fund’s Prospectus for additional details.

## Principal Risks

### You could lose money by investing in the Fund.

The principal risks described below are intended to provide information about the factors likely to have a significant adverse impact on the Fund’s returns and consequently the value of an investment in the Fund. The risks are presented in an order intended to facilitate readability and their order does not imply that the realization of one risk is more likely to occur than another risk or likely to have a greater adverse impact than another risk.

- **Correlation Risk** — A number of factors may affect the Fund’s ability to achieve a high degree of correlation with the Index, and there is no guarantee that the Fund will achieve a high degree of correlation. Failure to achieve a high degree of correlation may prevent the Fund from achieving its investment objective.

Factors that may adversely affect the Fund’s correlation with the Index include fees, expenses, transaction costs, income items, valuation methodology, accounting standards and disruptions or illiquidity in the markets for the financial instruments in which the Fund invests. The Fund may not have investment exposure to all of the securities in the Index, or its weighting of investment exposure to securities may be different from that of the Index. In addition, the Fund may invest in securities not included in the Index. The Fund may take or refrain from taking positions in order to improve tax efficiency, comply with regulatory restrictions, or for other reasons, each of which may negatively affect the Fund’s correlation with the Index. The Fund may also be subject to large movements of assets into and out of the Fund, potentially resulting in the Fund being over- or underexposed to the Index and may be impacted by Index reconstitutions and Index rebalancing events. Additionally, the Fund’s underlying investments may trade on markets that may not be open on the same day as the Fund, which may cause a difference between the performance of the Fund and the performance of the Index on such day. Any of these factors could decrease correlation between the performance of the Fund and the Index and may hinder the Fund’s ability to meet its investment objective.

- **Industrials Industry Risk** — The risks of investments in the industry include: effects on stock prices by supply and demand both for their specific product or service and for industrials industry products in general; decline in demand for products due to rapid technological developments and

frequent new product introduction; effects on securities prices and profitability from government regulation, world events and economic conditions; and risks for environmental damage and product liability claims.

- **Equity and Market Risk** — Equity markets are volatile, and the value of securities, swaps, futures and other instruments correlated with equity markets may fluctuate dramatically from day to day. Equity markets are subject to corporate, political, regulatory, market and economic developments, as well as developments that impact specific economic sectors, industries or segments of the market. Further, stocks in the Index may underperform other equity investments. Volatility in the markets and/or market developments may cause the value of an investment in the Fund to decrease over short or long periods of time.
- **Concentration and Focused Investing** — The Index may concentrate (i.e., composed of securities that represent 25 percent or more of the value of the Index) or focus (i.e., composed of securities that represent a substantial portion of its value, but less than 25 percent) in an industry or group of industries. The Fund will allocate its investments to approximately the same extent as the Index. As a result, the Fund may be subject to greater market fluctuations than a fund that is more broadly invested across industries. Financial, economic, business, regulatory conditions, and other developments affecting issuers in a particular industry or group of industries will have a greater effect on the Fund, and if securities of the particular industry or group of industries as a group fall out of favor, the Fund could underperform, or its net asset value may be more volatile than, funds that have greater industry diversification.
- **Large-Cap Company Investment Risk** — Although returns on investments in large-cap companies are often perceived as being less volatile than the returns of companies with smaller market capitalizations, the return on large-cap securities could trail the returns on investments in smaller and mid-sized companies for a number of reasons. For example, large-cap companies may be unable to respond quickly to new competitive challenges, such as changes in technology, and also may not be able to attain the high growth rate of successful smaller companies.
- **Natural Disaster/Epidemic Risk** — Natural or environmental disasters, such as earthquakes, fires, floods, hurricanes, tsunamis and other severe weather-related phenomena generally, and widespread disease, including pandemics and epidemics (for example, the novel coronavirus COVID-19), have been and can be highly disruptive to economies and markets and have recently led, and may continue to lead, to increased market volatility and significant market losses. Such natural disaster and health crises could exacerbate political, social, and economic risks, and result in significant breakdowns, delays, shutdowns, social isolation, and other disruptions to important global, local and regional supply chains affected, with potential corresponding results

on the operating performance of the Fund and its investments. A climate of uncertainty and panic, including the contagion of infectious viruses or diseases, may adversely affect global, regional, and local economies and reduce the availability of potential investment opportunities, and increases the difficulty of performing due diligence and modeling market conditions, potentially reducing the accuracy of financial projections. Under these circumstances, the Fund may have difficulty achieving its investment objectives which may adversely impact Fund performance. Further, such events can be highly disruptive to economies and markets, significantly disrupt the operations of individual companies (including, but not limited to, the Fund's investment advisor, third party service providers, and counterparties), sectors, industries, markets, securities and commodity exchanges, currencies, interest and inflation rates, credit ratings, investor sentiment, and other factors affecting the value of the Fund's investments. These factors can cause substantial market volatility, exchange trading suspensions and closures, changes in the availability of and the margin requirements for certain instruments, and can impact the ability of the Fund to complete redemptions and otherwise affect Fund performance and Fund trading in the secondary market. A widespread crisis would also affect the global economy in ways that cannot necessarily be foreseen. How long such events will last and whether they will continue or recur cannot be predicted. Impacts from these could have a significant impact on the Fund's performance, resulting in losses to your investment.

• **Risk that Current Assumptions and Expectations Could Become Outdated As a Result of Global Economic Shock** —

The onset of the novel coronavirus (COVID-19) has caused significant shocks to global financial markets and economies, with many governments taking extreme actions to slow and contain the spread of COVID-19. These actions have had, and likely will continue to have, a severe economic impact on global economies as economic activity in some instances has essentially ceased. Financial markets across the globe are experiencing severe distress at least equal to what was experienced during the global financial crisis in 2008. In March 2020, U.S. equity markets entered a bear market in the fastest such move in the history of U.S. financial markets. During much of 2020, the unemployment rate in the U.S. was extremely high by historical standards. It is not possible to predict when unemployment and market conditions will return to more normal levels. The global economic shocks being experienced as of the date hereof may cause the underlying assumptions and expectations of the Fund to become outdated quickly or inaccurate, resulting in significant losses.

- **Index Performance Risk** — The Index is maintained by a third party provider unaffiliated with the Fund or ProFund Advisors. There can be no guarantee or assurance that the methodology used by the third party provider to create the

Index will result in the Fund achieving positive returns. Further, there can be no guarantee that the methodology underlying the Index or the daily calculation of the Index will be free from error. It is also possible that the value of the Index may be subject to intentional manipulation by third-party market participants. The Index used by the Fund may underperform other asset classes and may underperform other similar indices. Each of these factors could have a negative impact on the performance of the Fund.

- **Active Investor Risk** — The Fund permits short-term trading of its securities. A significant portion of assets invested in the Fund may come from professional money managers and investors who use the Fund as part of active trading or tactical asset allocation strategies. These strategies often call for frequent trading to take advantage of anticipated changes in market conditions, which could increase portfolio turnover and may result in additional costs for the Fund. In addition, large movements of assets into and out of the Fund may have a negative impact on the Fund's ability to achieve its investment objective or maintain a consistent level of operating expenses. In certain circumstances, the Fund's expense ratio may vary from current estimates or the historical ratio disclosed in this Prospectus.
- **Early Close/Late Close/Trading Halt Risk** — An exchange or market may close early, close late or issue trading halts on specific securities or financial instruments. As a result, the ability to trade certain securities or financial instruments may be restricted, which may result in the Fund being unable to trade those and other related financial instruments at all. In these circumstances, the Fund may be unable to rebalance its portfolio, may be unable to accurately price its investments and/or may incur substantial trading losses.
- **Liquidity Risk** — In certain circumstances, such as the disruption of the orderly markets for the financial instruments in which the Fund invests, the Fund might not be able to acquire or dispose of certain holdings quickly or at prices that represent true market value in the judgment of ProFund Advisors. Markets for the financial instruments in which the Fund invests may be disrupted by a number of events, including but not limited to economic crises, political crises, health crises, natural disasters, excessive volatility, new legislation, or regulatory changes inside or outside of the U.S. For example, regulation limiting the ability of certain financial institutions to invest in certain financial instruments would likely reduce the liquidity of those instruments. These situations may prevent the Fund from limiting losses, realizing gains or achieving a high correlation with the Index.
- **Portfolio Turnover Risk** — The Fund may incur high portfolio turnover to manage the Fund's investment exposure. Additionally, active trading of the Fund's shares may cause more frequent purchase and sales activities that could, in certain circumstances, increase the number of portfolio transactions. High levels of portfolio transactions increase

brokerage and other transaction costs and may result in increased taxable capital gains. Each of these factors could have a negative impact on the performance of the Fund.

- Tax Risk** — In order to qualify for the special tax treatment accorded a regulated investment company (“RIC”) and its shareholders, the Fund must derive at least 90% of its gross income for each taxable year from “qualifying income,” meet certain asset diversification tests at the end of each taxable quarter, and meet annual distribution requirements. The Fund’s pursuit of its investment strategies will potentially be limited by the Fund’s intention to qualify for such treatment and could adversely affect the Fund’s ability to so qualify. The Fund can make certain investments, the treatment of which for these purposes is unclear. If, in any year, the Fund were to fail to qualify for the special tax treatment accorded a RIC and its shareholders, and were ineligible to or were not to cure such failure, the Fund would be taxed in the same manner as an ordinary corporation subject to U.S. federal income tax on all its income at the fund level. The resulting taxes could substantially reduce the Fund’s net assets and the amount of income available for distribution. In addition, in order to requalify for taxation as a RIC, the Fund could be required to recognize unrealized gains, pay substantial taxes and interest, and make certain distributions. Please see the Statement of Additional Information for more information.

- Valuation Risk** — In certain circumstances (e.g., if ProFund Advisors believes market quotations do not accurately reflect the fair value of an investment, or a trading halt closes an exchange or market early), ProFund Advisors may, in its sole discretion, choose to determine a fair value price as the basis for determining the market value of such investment for such day. The fair value of an investment determined by ProFund Advisors may be different from other value determinations of the same investment. Portfolio investments that are valued using techniques other than market quotations, including “fair valued” investments, may be subject to greater fluctuation in their value from one day to the next than would be the case if market quotations were used. In addition, there is no assurance that the Fund could sell a portfolio investment for the value established for it at any time, and it is possible that the Fund would incur a loss because a portfolio investment is sold at a discount to its established value.

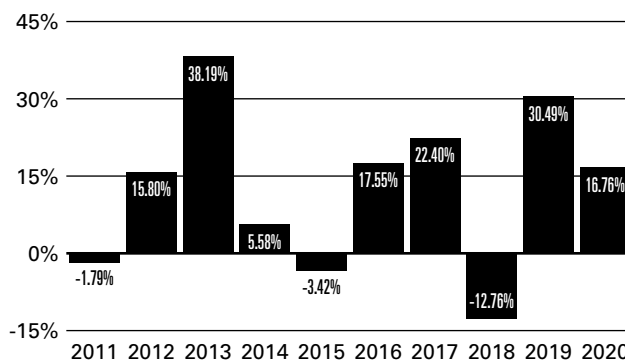
Please see “Investment Objectives, Principal Investment Strategies and Related Risks” in the Fund’s Prospectus for additional details.

## Investment Results

The bar chart below shows how the Fund’s investment results have varied from year to year, and the table shows how the Fund’s average annual total returns for various periods compare with different broad measures of market performance. This information provides some indication of the risks of investing in the Fund. The Fund’s performance information reflects applicable fee waivers and/or expense limitations in effect during the period presented. Absent such fee waivers/expense limitations, if any, performance would have been lower. It does

not reflect charges and fees associated with a separate account that invests in the Fund or any insurance contract for which it is an investment option. Charges and fees will reduce returns. Past results are not predictive of future results.

### Annual Returns as of December 31



Best Quarter (ended 6/30/2020): **21.72%**

Worst Quarter (ended 3/31/2020): **-25.58%**

The year-to-date return as of the most recent quarter, which ended March 31, 2021, was 8.56%.

### Average Annual Total Returns

As of December 31, 2020

	One Year	Five Years	Ten Years	Inception Date
ProFund VP Industrials	16.76%	13.84%	11.85%	5/1/2002
<b>S&amp;P 500<sup>®1</sup></b>	<b>18.40%</b>	<b>15.22%</b>	<b>13.88%</b>	
<b>Dow Jones U.S. Industrials<sup>SM</sup> Index<sup>1</sup></b>	<b>17.92%</b>	<b>15.65%</b>	<b>13.63%</b>	

1 Reflects no deduction for fees, expenses or taxes. Adjusted to reflect the reinvestment of dividends paid by issuers in the Index.

## Management

The Fund is advised by ProFund Advisors. Michael Neches, Senior Portfolio Manager, and Tarak Davé, Portfolio Manager, have jointly and primarily managed the Fund since October 2013 and March 2018, respectively.

## Purchase and Sale of Fund Shares

Shares are available for purchase by insurance company separate accounts to serve as an investment medium for variable insurance contracts, and by qualified pension and retirement plans, certain insurance companies, and ProFund Advisors. Investors do not contact the Fund directly to purchase or redeem shares. Please refer to the prospectus of the relevant separate account for information on the allocation of premiums and on transfers of accumulated value among sub-accounts of the separate accounts that invest in the Fund.

## Tax Information

The Fund normally distributes its net investment income and net realized capital gains, if any, to its shareholders. If you are a holder of a contract or policy that invests in the Fund through an



insurance company separate account, then these distributions will generally not be taxable to you; please consult the prospectus or other information provided to you by the insurance company regarding the tax consequences of your contract or policy. If you are a holder of such a contract or policy, or if you are investing through a pension or retirement plan that is a tax-advantaged arrangement, you may be taxed later upon distributions with respect to or from those contracts or arrangements. The Fund intends to distribute income, if any, and capital gains, if any, at least annually.

### **Payments to Insurance Companies and Other Financial Intermediaries**

The Fund or its distributor (and related companies) may pay insurance companies, which in turn may pay broker-dealers or

other financial intermediaries (such as banks and insurance companies, or their related companies) for the sale and retention of variable contracts and/or policies which offer Fund shares. These payments may create a conflict of interest for a financial intermediary selling such variable contracts and/or policies, or may be a factor in the insurance company's decision to include the Fund as an investment option in its variable contract or policy. For more information, ask your financial advisor, visit your financial intermediary's website or consult the prospectus for the contract or policy.

## Investment Objective

ProFund VP International (the “Fund”) seeks investment results, before fees and expenses, that track the performance of the MSCI EAFE Index (the “Index”).

The Fund determines its success in meeting this investment objective by comparing its daily return on a given day with the daily performance of MSCI EAFE futures contracts traded in the United States.

## Fees and Expenses of the Fund

The table below describes the fees and expenses that you may pay if you buy, hold, and sell shares of the Fund. The expenses shown do not reflect charges or fees associated with insurance company separate accounts or insurance contracts, which would have the effect of increasing overall expenses. Annuity and policy holders should consult the prospectus for their contract or policy for more information about such charges and fees.

### Annual Fund Operating Expenses

(expenses that you pay each year as a percentage of the value of your investment)

Investment Advisory Fees	0.75%
Distribution and Service (12b-1) Fees	0.25%
Other Expenses	0.68%
<b>Total Annual Fund Operating Expenses<sup>1</sup></b>	<b>1.68%</b>

<sup>1</sup> ProFund Advisors LLC (“ProFund Advisors”) has contractually agreed to waive Investment Advisory and Management Services Fees and to reimburse Other Expenses to the extent Total Annual Fund Operating Expenses Before Fee Waivers and Expense Reimbursements, as a percentage of average daily net assets, exceed 1.68% through April 30, 2022. After such date, the expense limitation may be terminated or revised by ProFund Advisors. Amounts waived or reimbursed in a particular contractual period may be recouped by ProFund Advisors within three years of the end of that contractual period, however, such recoupment will be limited to the lesser of any expense limitation in place at the time of recoupment or the expense limitation in place at the time of waiver or reimbursement.

**Example:** This example is intended to help you compare the cost of investing in the Fund with the cost of investing in other mutual funds.

The example assumes that you invest \$10,000 in the Fund for the time periods indicated and then redeem all of your shares at the end of each period. The example also assumes that your investment has a 5% return each year and that the Fund’s operating expenses remain the same. It does not reflect separate account or insurance contract fees or charges. If these charges were reflected, expenses would be higher. Although your actual costs may be higher or lower, based on these assumptions your approximate costs would be:

	1Year	3Years	5Years	10Years
ProFund VP International	\$171	\$530	\$913	\$1,987

The Fund pays transaction and financing costs associated with the purchase and sale of securities and derivatives. These costs are not reflected in the table or the example above.

## Portfolio Turnover

The Fund pays transaction costs, such as commissions, when it buys and sells securities (or “turns over” its portfolio). A higher portfolio turnover rate may indicate higher transaction costs. These costs, which are not reflected in the Annual Fund Operating Expenses or in the example above, affect the Fund’s performance. During the most recent fiscal year, the Fund’s annual portfolio turnover rate was 0% of the average value of its entire portfolio. This portfolio turnover rate is calculated without regard to cash instruments or derivatives transactions. If such transactions were included, the Fund’s portfolio turnover rate would be significantly higher.

## Principal Investment Strategies

The Fund invests in financial instruments that ProFund Advisors believes, in combination, should track the performance of the Index. The Index is constructed and maintained by MSCI Inc. The Index includes 85% of the free float-adjusted, market capitalization in each industry group in developed market countries, excluding the U.S. and Canada. As of June 20, 2020, the Index consisted of the following 21 developed market country indexes: Australia, Austria, Belgium, Denmark, Finland, France, Germany, Hong Kong, Ireland, Israel, Italy, Japan, the Netherlands, New Zealand, Norway, Portugal, Singapore, Spain, Sweden, Switzerland, and the United Kingdom. The Index is published under the Bloomberg ticker symbol “MXEA.”

The Fund will invest principally in the financial instruments set forth below. The Fund expects that its cash balances maintained in connection with the use of financial instruments will typically be held in money market instruments.

• **Derivatives** — The Fund invests in derivatives, which are financial instruments whose value is derived from the value of an underlying asset or assets, such as stocks, bonds, funds (including exchange-traded funds (“ETFs”)), interest rates or indexes. The Fund invests in derivatives as a substitute for investing directly in stocks in order to gain exposure to the Index. These derivatives principally include:

- **Swap Agreements** — Contracts entered into primarily with major global financial institutions for a specified period ranging from a day to more than one year. In a standard “swap” transaction, two parties agree to exchange the return (or differentials in rates of return) earned or realized on particular predetermined investments or instruments. The gross return to be exchanged or “swapped” between the parties is calculated with respect to a “notional amount,” e.g., the return on or change in value of a particular dollar

amount invested in a “basket” of securities or an ETF representing a particular index.

- **Futures Contracts** — Standardized contracts traded on, or subject to the rules of, an exchange that call for the future delivery of a specified quantity and type of asset at a specified time and place or, alternatively, may call for cash settlement.
- **Money Market Instruments** — The Fund invests in short-term cash instruments that have a remaining maturity of 397 days or less and exhibit high quality credit profiles, for example:
  - **U.S. Treasury Bills** — U.S. government securities that have initial maturities of one year or less, and are supported by the full faith and credit of the U.S. government.
  - **Repurchase Agreements** — Contracts in which a seller of securities, usually U.S. government securities or other money market instruments, agrees to buy the securities back at a specified time and price. Repurchase agreements are primarily used by the Fund as a short-term investment vehicle for cash positions.

ProFund Advisors uses a mathematical approach to investing. Using this approach, ProFund Advisors determines the type, quantity and mix of investment positions that it believes, in combination, the Fund should hold to produce returns consistent with the Fund’s investment objective. The Fund may invest in or gain exposure to only a representative sample of the securities in the Index or to securities not contained in the Index or in financial instruments, with the intent of obtaining exposure with aggregate characteristics similar to those of the Index. In managing the assets of the Fund, ProFund Advisors does not invest the assets of the Fund in securities or financial instruments based on ProFund Advisors’ view of the investment merit of a particular security, instrument, or company, nor does it conduct conventional investment research or analysis or forecast market movement or trends. The Fund seeks to remain fully invested at all times in securities and/or financial instruments that, in combination, provide exposure to the returns of the Index without regard to market conditions, trends or direction.

The Fund will concentrate or focus its investments in a particular industry or group of industries, country or region to approximately the same extent the Index is so concentrated or focused. As of December 31, 2020, the Index was not concentrated in an industry group, but was focused in the industrials and financials industry groups. The Index was also concentrated in Japan.

Please see “Investment Objectives, Principal Investment Strategies and Related Risks” in the Fund’s Prospectus for additional details.

## Principal Risks

**You could lose money by investing in the Fund.**

The principal risks described below are intended to provide information about the factors likely to have a significant adverse impact on the Fund’s returns and consequently the value of an investment in the Fund. The risks are presented in an order intended to facilitate readability and their order does not imply that the realization of one risk is more likely to occur than another risk or likely to have a greater adverse impact than another risk.

- **Risks Associated with the Use of Derivatives** — Investing in derivatives may be considered aggressive and may expose the Fund to greater risks and may result in larger losses or smaller gains than investing directly in the reference asset(s) underlying those derivatives. These risks include counterparty risk, liquidity risk and increased correlation risk. When the Fund uses derivatives, there may be imperfect correlation between the value of the reference asset(s) underlying the derivative (e.g., the Index) and the derivative, which may prevent the Fund from achieving its investment objective. Because derivatives often require only a limited initial investment, the use of derivatives also may expose the Fund to losses in excess of those amounts initially invested. The Fund may use a combination of swaps on the Index and swaps on an ETF that is designed to track the performance of the Index. The performance of an ETF may not track the performance of the Index due to embedded costs and other factors. Thus, to the extent the Fund invests in swaps that use an ETF as the reference asset, the Fund may be subject to greater correlation risk and may not achieve as high a degree of correlation with the Index as it would if the Fund only used swaps on the Index. Moreover, with respect to the use of swap agreements, if the Index has a dramatic intraday move that causes a material decline in the Fund’s net assets, the terms of a swap agreement between the Fund and its counterparty may permit the counterparty to immediately close out the transaction with the Fund. In that event, the Fund may be unable to enter into another swap agreement or invest in other derivatives to achieve the desired exposure consistent with the Fund’s investment objective. This, in turn, may prevent the Fund from achieving its investment objective, even if the Index reverses all or a portion of its intraday move by the end of the day. As a result, the value of an investment in the Fund may change quickly and without warning. Any costs associated with using derivatives will also have the effect of lowering the Fund’s return.
- **Correlation Risk** — A number of factors may affect the Fund’s ability to achieve a high degree of correlation with the Index, and there is no guarantee that the Fund will achieve a high degree of correlation. Failure to achieve a high degree of correlation may prevent the Fund from achieving its investment objective.

Factors that may adversely affect the Fund’s correlation with the Index include fees, expenses, transaction costs, income items, valuation methodology, accounting standards and

disruptions or illiquidity in the markets for the financial instruments in which the Fund invests. The Fund may not have investment exposure to all of the securities in the Index, or its weighting of investment exposure to securities may be different from that of the Index. In addition, the Fund may invest in securities not included in the Index. The Fund may take or refrain from taking positions in order to improve tax efficiency, comply with regulatory restrictions, or for other reasons, each of which may negatively affect the Fund's correlation with the Index. The Fund may also be subject to large movements of assets into and out of the Fund, potentially resulting in the Fund being over- or underexposed to the Index and may be impacted by Index reconstitutions and Index rebalancing events. Additionally, the Fund's underlying investments may trade on markets that may not be open on the same day as the Fund, which may cause a difference between the performance of the Fund and the performance of the Index on such day. Any of these factors could decrease correlation between the performance of the Fund and the Index and may hinder the Fund's ability to meet its investment objective.

- **Counterparty Risk** — Investing in derivatives and repurchase agreements involves entering into contracts with third parties (i.e., counterparties). The use of derivatives involves risks that are different from those associated with ordinary portfolio securities transactions. The Fund will be subject to credit risk (i.e., the risk that a counterparty is or is perceived to be unwilling or unable to make timely payments or otherwise meet its contractual obligations) with respect to the amount it expects to receive from counterparties to derivatives and repurchase agreements entered into by the Fund. If a counterparty becomes bankrupt or fails to perform its obligations, or if any collateral posted by the counterparty for the benefit of the Fund is insufficient or there are delays in the Fund's ability to access such collateral, the value of an investment in the Fund may decline.
- **Exposure to Foreign Investments Risk** — Exposure to securities of foreign issuers may provide the Fund with increased risk. Various factors related to foreign investments may negatively impact the Fund's and the Index's performance, such as: i) fluctuations in the value of the applicable foreign currency; ii) differences in securities settlement practices; iii) uncertainty associated with evidence of ownership of investments in countries that lack centralized custodial services; iv) possible regulation of, or other limitations on, investments by U.S. investors in foreign investments; v) potentially higher brokerage commissions; vi) the possibility that a foreign government may withhold portions of interest and dividends at the source; vii) taxation of income earned in foreign countries or other foreign taxes imposed; viii) foreign exchange controls, which may include suspension of the ability to transfer currency from a foreign country; ix) less publicly available information about foreign issuers; x) changes in the denomination currency of a foreign

investment; and xi) less certain legal systems in which the Fund may encounter difficulties or be unable to pursue legal remedies. Foreign investments also may be more susceptible to political, social, economic and regional factors than may be the case with U.S. securities. In addition, markets for foreign investments are usually less liquid, more volatile and significantly smaller than markets for U.S. securities, which may affect, among other things, the Fund's ability to purchase or sell foreign investments at appropriate times and prices. Because of differences in settlement times and/or foreign market holidays, transactions in a foreign market may take place one or more days after the necessary exposure to these investments is determined. Until the transactions are effected, the Fund is exposed to increased foreign currency risk and market risk and, ultimately, increased correlation risk.

- **Equity and Market Risk** — Equity markets are volatile, and the value of securities, swaps, futures and other instruments correlated with equity markets may fluctuate dramatically from day to day. Equity markets are subject to corporate, political, regulatory, market and economic developments, as well as developments that impact specific economic sectors, industries or segments of the market. Further, stocks in the Index may underperform other equity investments. Volatility in the markets and/or market developments may cause the value of an investment in the Fund to decrease over short or long periods of time.
- **Exposure to Foreign Currency Risk** — Investments linked to or denominated in foreign currencies are exposed to additional risk factors versus those investments denominated in U.S. dollars and linked to U.S. investments. The value of an investment linked to or denominated in a foreign currency could change significantly as foreign currencies strengthen or weaken relative to the U.S. dollar. Devaluations of a currency by a government or banking authority may also have significant impact on the value of any investments linked to or denominated in that currency. Risks related to foreign currencies also include those related to economic or political developments, market inefficiencies or a higher risk that essential investment information may be incomplete, unavailable, or inaccurate. Foreign currency losses could offset or exceed any potential gains, or add to losses, in the related investments. Currency markets are also generally not as regulated as securities markets. In addition, in order to transact in foreign investments, the Fund may exchange and hold foreign currencies. Regulatory fees or higher custody fees may be imposed on foreign currency holdings.
- **Geographic Concentration Risk** — Because the Fund focuses its investments in particular foreign countries or geographic regions, it may be more volatile than a more geographically diversified fund. The performance of the Fund will be affected by the political, social and economic conditions in those foreign countries and geographic regions and subject to the related risks.

- **Concentration and Focused Investing** — The Index may concentrate (i.e., composed of securities that represent 25 percent or more of the value of the Index) or focus (i.e., composed of securities that represent a substantial portion of its value, but less than 25 percent) in an industry or group of industries. The Fund will allocate its investments to approximately the same extent as the Index. As a result, the Fund may be subject to greater market fluctuations than a fund that is more broadly invested across industries. Financial, economic, business, regulatory conditions, and other developments affecting issuers in a particular industry or group of industries will have a greater effect on the Fund, and if securities of the particular industry or group of industries as a group fall out of favor, the Fund could underperform, or its net asset value may be more volatile than, funds that have greater industry diversification.
- **Exposure to Large-Cap Company Investment Risk** — Although returns on investments in large-cap companies are often perceived as being less volatile than the returns of companies with smaller market capitalizations, the return on large-cap securities could trail the returns on investments in smaller and mid-sized companies for a number of reasons. For example, large-cap companies may be unable to respond quickly to new competitive challenges, such as changes in technology, and also may not be able to attain the high growth rate of successful smaller companies.
- **Natural Disaster/Epidemic Risk** — Natural or environmental disasters, such as earthquakes, fires, floods, hurricanes, tsunamis and other severe weather-related phenomena generally, and widespread disease, including pandemics and epidemics (for example, the novel coronavirus COVID-19), have been and can be highly disruptive to economies and markets and have recently led, and may continue to lead, to increased market volatility and significant market losses. Such natural disaster and health crises could exacerbate political, social, and economic risks, and result in significant breakdowns, delays, shutdowns, social isolation, and other disruptions to important global, local and regional supply chains affected, with potential corresponding results on the operating performance of the Fund and its investments. A climate of uncertainty and panic, including the contagion of infectious viruses or diseases, may adversely affect global, regional, and local economies and reduce the availability of potential investment opportunities, and increases the difficulty of performing due diligence and modeling market conditions, potentially reducing the accuracy of financial projections. Under these circumstances, the Fund may have difficulty achieving its investment objectives which may adversely impact Fund performance. Further, such events can be highly disruptive to economies and markets, significantly disrupt the operations of individual companies (including, but not limited to, the Fund's investment advisor, third party service providers, and counterparties), sectors, industries, markets, securities and commodity exchanges, currencies, interest and inflation rates, credit ratings, investor sentiment, and other factors affecting the value of the Fund's investments. These factors can cause substantial market volatility, exchange trading suspensions and closures, changes in the availability of and the margin requirements for certain instruments, and can impact the ability of the Fund to complete redemptions and otherwise affect Fund performance and Fund trading in the secondary market. A widespread crisis would also affect the global economy in ways that cannot necessarily be foreseen. How long such events will last and whether they will continue or recur cannot be predicted. Impacts from these could have a significant impact on the Fund's performance, resulting in losses to your investment.
- **Risk that Current Assumptions and Expectations Could Become Outdated As a Result of Global Economic Shock** — The onset of the novel coronavirus (COVID-19) has caused significant shocks to global financial markets and economies, with many governments taking extreme actions to slow and contain the spread of COVID-19. These actions have had, and likely will continue to have, a severe economic impact on global economies as economic activity in some instances has essentially ceased. Financial markets across the globe are experiencing severe distress at least equal to what was experienced during the global financial crisis in 2008. In March 2020, U.S. equity markets entered a bear market in the fastest such move in the history of U.S. financial markets. During much of 2020, the unemployment rate in the U.S. was extremely high by historical standards. It is not possible to predict when unemployment and market conditions will return to more normal levels. The global economic shocks being experienced as of the date hereof may cause the underlying assumptions and expectations of the Fund to become outdated quickly or inaccurate, resulting in significant losses.
- **Non-Diversification Risk** — The Fund is classified as “non-diversified” under the Investment Company Act of 1940, as amended (“1940 Act”). This means it has the ability to invest a relatively high percentage of its assets in the securities of a small number of issuers or in financial instruments with a single counterparty or a few counterparties. This may increase the Fund's volatility and increase the risk that the Fund's performance will decline based on the performance of a single issuer or the credit of a single counterparty.
- **Index Performance Risk** — The Index is maintained by a third party provider unaffiliated with the Fund or ProFund Advisors. There can be no guarantee or assurance that the methodology used by the third party provider to create the Index will result in the Fund achieving positive returns. Further, there can be no guarantee that the methodology underlying the Index or the daily calculation of the Index will be free from error. It is also possible that the value of the Index may be subject to intentional manipulation by third-party market participants. The Index used by the Fund may underperform other asset classes and may underperform



other similar indices. Each of these factors could have a negative impact on the performance of the Fund.

- **Active Investor Risk** — The Fund permits short-term trading of its securities. A significant portion of assets invested in the Fund may come from professional money managers and investors who use the Fund as part of active trading or tactical asset allocation strategies. These strategies often call for frequent trading to take advantage of anticipated changes in market conditions, which could increase portfolio turnover and may result in additional costs for the Fund. In addition, large movements of assets into and out of the Fund may have a negative impact on the Fund's ability to achieve its investment objective or maintain a consistent level of operating expenses. In certain circumstances, the Fund's expense ratio may vary from current estimates or the historical ratio disclosed in this Prospectus.
- **Early Close/Late Close/Trading Halt Risk** — An exchange or market may close early, close late or issue trading halts on specific securities or financial instruments. As a result, the ability to trade certain securities or financial instruments may be restricted, which may result in the Fund being unable to trade those and other related financial instruments at all. In these circumstances, the Fund may be unable to rebalance its portfolio, may be unable to accurately price its investments and/or may incur substantial trading losses.
- **Liquidity Risk** — In certain circumstances, such as the disruption of the orderly markets for the financial instruments in which the Fund invests, the Fund might not be able to acquire or dispose of certain holdings quickly or at prices that represent true market value in the judgment of ProFund Advisors. Markets for the financial instruments in which the Fund invests may be disrupted by a number of events, including but not limited to economic crises, political crises, health crises, natural disasters, excessive volatility, new legislation, or regulatory changes inside or outside of the U.S. For example, regulation limiting the ability of certain financial institutions to invest in certain financial instruments would likely reduce the liquidity of those instruments. These situations may prevent the Fund from limiting losses, realizing gains or achieving a high correlation with the Index.
- **Portfolio Turnover Risk** — The Fund may incur high portfolio turnover to manage the Fund's investment exposure. Additionally, active trading of the Fund's shares may cause more frequent purchase and sales activities that could, in certain circumstances, increase the number of portfolio transactions. High levels of portfolio transactions increase brokerage and other transaction costs and may result in increased taxable capital gains. Each of these factors could have a negative impact on the performance of the Fund.
- **Tax Risk** — In order to qualify for the special tax treatment accorded a regulated investment company ("RIC") and its shareholders, the Fund must derive at least 90% of its gross

income for each taxable year from "qualifying income," meet certain asset diversification tests at the end of each taxable quarter, and meet annual distribution requirements. The Fund's pursuit of its investment strategies will potentially be limited by the Fund's intention to qualify for such treatment and could adversely affect the Fund's ability to so qualify. The Fund can make certain investments, the treatment of which for these purposes is unclear. If, in any year, the Fund were to fail to qualify for the special tax treatment accorded a RIC and its shareholders, and were ineligible to or were not to cure such failure, the Fund would be taxed in the same manner as an ordinary corporation subject to U.S. federal income tax on all its income at the fund level. The resulting taxes could substantially reduce the Fund's net assets and the amount of income available for distribution. In addition, in order to requalify for taxation as a RIC, the Fund could be required to recognize unrealized gains, pay substantial taxes and interest, and make certain distributions. Please see the Statement of Additional Information for more information.

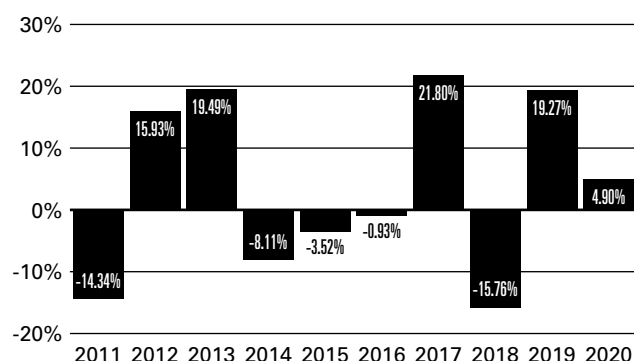
- **Valuation Risk** — In certain circumstances (e.g., if ProFund Advisors believes market quotations do not accurately reflect the fair value of an investment, or a trading halt closes an exchange or market early), ProFund Advisors may, in its sole discretion, choose to determine a fair value price as the basis for determining the market value of such investment for such day. The fair value of an investment determined by ProFund Advisors may be different from other value determinations of the same investment. Portfolio investments that are valued using techniques other than market quotations, including "fair valued" investments, may be subject to greater fluctuation in their value from one day to the next than would be the case if market quotations were used. In addition, there is no assurance that the Fund could sell a portfolio investment for the value established for it at any time, and it is possible that the Fund would incur a loss because a portfolio investment is sold at a discount to its established value.

Please see "Investment Objectives, Principal Investment Strategies and Related Risks" in the Fund's Prospectus for additional details.

## Investment Results

The bar chart below shows how the Fund's investment results have varied from year to year, and the table shows how the Fund's average annual total returns for various periods compare with a broad measure of market performance. This information provides some indication of the risks of investing in the Fund. The Fund's performance information reflects applicable fee waivers and/or expense limitations in effect during the period presented. Absent such fee waivers/expense limitations, if any, performance would have been lower. It does not reflect charges and fees associated with a separate account that invests in the Fund or any insurance contract for which it is an investment option. Charges and fees will reduce returns. Past results are not predictive of future results.

## Annual Returns as of December 31



Best Quarter (ended 12/31/2020): **14.77%**

Worst Quarter (ended 3/31/2020): **-22.38%**

The year-to-date return as of the most recent quarter, which ended March 31, 2021, was 3.36%.

## Average Annual Total Returns

As of December 31, 2020

	One Year	Five Years	Ten Years	Inception Date
ProFund VP International	4.90%	4.93%	2.95%	8/31/2007
MSCI EAFE® Index <sup>1</sup>	7.82%	7.45%	5.51%	

1 Reflects no deduction for fees, expenses or taxes. Returns are gross returns that do not reflect the reduction of any withholding taxes, and are adjusted to reflect the reinvestment of dividends paid by companies in the Index.

## Management

The Fund is advised by ProFund Advisors. Alexander Ilyasov, Senior Portfolio Manager, and Scott Hanson, Portfolio Manager, have jointly and primarily managed the Fund since August 2020 and August 2016, respectively.

## Purchase and Sale of Fund Shares

Shares are available for purchase by insurance company separate accounts to serve as an investment medium for variable

insurance contracts, and by qualified pension and retirement plans, certain insurance companies, and ProFund Advisors. Investors do not contact the Fund directly to purchase or redeem shares. Please refer to the prospectus of the relevant separate account for information on the allocation of premiums and on transfers of accumulated value among sub-accounts of the separate accounts that invest in the Fund.

## Tax Information

The Fund normally distributes its net investment income and net realized capital gains, if any, to its shareholders. If you are a holder of a contract or policy that invests in the Fund through an insurance company separate account, then these distributions will generally not be taxable to you; please consult the prospectus or other information provided to you by the insurance company regarding the tax consequences of your contract or policy. If you are a holder of such a contract or policy, or if you are investing through a pension or retirement plan that is a tax-advantaged arrangement, you may be taxed later upon distributions with respect to or from those contracts or arrangements. The Fund intends to distribute income, if any, and capital gains, if any, at least annually.

## Payments to Insurance Companies and Other Financial Intermediaries

The Fund or its distributor (and related companies) may pay insurance companies, which in turn may pay broker-dealers or other financial intermediaries (such as banks and insurance companies, or their related companies) for the sale and retention of variable contracts and/or policies which offer Fund shares. These payments may create a conflict of interest for a financial intermediary selling such variable contracts and/or policies, or may be a factor in the insurance company's decision to include the Fund as an investment option in its variable contract or policy. For more information, ask your financial advisor, visit your financial intermediary's website or consult the prospectus for the contract or policy.

## Investment Objective

ProFund VP Internet (the “Fund”) seeks investment results, before fees and expenses, that track the performance of the Dow Jones Internet Composite<sup>SM</sup> Index (the “Index”).

## Fees and Expenses of the Fund

The table below describes the fees and expenses that you may pay if you buy, hold, and sell shares of the Fund. The expenses shown do not reflect charges or fees associated with insurance company separate accounts or insurance contracts, which would have the effect of increasing overall expenses. Annuity and policy holders should consult the prospectus for their contract or policy for more information about such charges and fees.

### Annual Fund Operating Expenses

(expenses that you pay each year as a percentage of the value of your investment)

Investment Advisory Fees	0.75%
Distribution and Service (12b-1) Fees	0.25%
Other Expenses	0.71%
<b>Total Annual Fund Operating Expenses Before Fee Waivers and Expense Reimbursements</b>	<b>1.71%</b>
Fee Waivers/Reimbursements <sup>1</sup>	-0.03%
<b>Total Annual Fund Operating Expenses After Fee Waivers and Expense Reimbursements</b>	<b>1.68%</b>

<sup>1</sup> ProFund Advisors LLC (“ProFund Advisors”) has contractually agreed to waive Investment Advisory and Management Services Fees and to reimburse Other Expenses to the extent Total Annual Fund Operating Expenses Before Fee Waivers and Expense Reimbursements, as a percentage of average daily net assets, exceed 1.68% through April 30, 2022. After such date, the expense limitation may be terminated or revised by ProFund Advisors. Amounts waived or reimbursed in a particular contractual period may be recouped by ProFund Advisors within three years of the end of that contractual period, however, such recoupment will be limited to the lesser of any expense limitation in place at the time of recoupment or the expense limitation in place at the time of waiver or reimbursement.

**Example:** This example is intended to help you compare the cost of investing in the Fund with the cost of investing in other mutual funds.

The example assumes that you invest \$10,000 in the Fund for the time periods indicated and then redeem all of your shares at the end of each period. The example also assumes that your investment has a 5% return each year and that the Fund’s operating expenses remain the same, except that the fee waiver/expense reimbursement is assumed only to pertain to the first year. It does not reflect separate account or insurance contract fees or charges. If these charges were reflected, expenses would be higher. Although your actual costs may be higher or lower, based on these assumptions your approximate costs would be:

	1 Year	3 Years	5 Years	10 Years
ProFund VP Internet	\$171	\$536	\$925	\$2,017

The Fund pays transaction and financing costs associated with the purchase and sale of securities. These costs are not reflected in the table or the example above.

## Portfolio Turnover

The Fund pays transaction costs, such as commissions, when it buys and sells securities (or “turns over” its portfolio). A higher portfolio turnover rate may indicate higher transaction costs. These costs, which are not reflected in the Annual Fund Operating Expenses or in the example above, affect the Fund’s performance. During the most recent fiscal year, the Fund’s annual portfolio turnover rate was 116% of the average value of its entire portfolio.

## Principal Investment Strategies

The Fund invests in securities that ProFund Advisors believes, in combination, should track the performance of the Index. The Index is constructed and maintained by S&P Dow Jones Indices LLC. The Index measures the performance of companies domiciled in the U.S. and traded on the New York Stock Exchange (“NYSE”), NYSE MKT that generate the majority of their revenues from the internet. The Index is composed of two sub-groups: Internet Commerce, which includes companies that derive the majority of their revenues from providing goods and/or services through an open network, such as a website, and Internet Services, which includes companies that derive the majority of their revenues from providing access to the internet or providing services to people using the internet. The Index is published under the Bloomberg ticker symbol “DJINET.”

The Fund will invest principally in the financial instruments set forth below.

- **Equity Securities** — The Fund invests in common stock issued by public companies.

ProFund Advisors uses a mathematical approach to investing. Using this approach, ProFund Advisors determines the type, quantity and mix of investment positions that it believes, in combination, the Fund should hold to produce returns consistent with the Fund’s investment objective. The Fund may invest in or gain exposure to only a representative sample of the securities in the Index or to securities not contained in the Index or in financial instruments, with the intent of obtaining exposure with aggregate characteristics similar to those of the Index. In managing the assets of the Fund, ProFund Advisors does not invest the assets of the Fund in securities or financial instruments based on ProFund Advisors’ view of the investment merit of a particular security, instrument, or company, nor does it conduct conventional investment research or analysis or forecast market movement or trends. The Fund seeks to remain fully invested at all times in securities and/or financial instruments that, in combination, provide exposure to the returns of the Index without regard to market conditions, trends or direction.

The Fund will concentrate or focus its investments in a particular industry or group of industries to approximately the same extent the Index is so concentrated or focused. As of December 31, 2020, the Index was concentrated in the software and services and media and entertainment industry groups and was focused in the retailing industry group.

Please see “Investment Objectives, Principal Investment Strategies and Related Risks” in the Fund’s Prospectus for additional details.

## Principal Risks

### You could lose money by investing in the Fund.

The principal risks described below are intended to provide information about the factors likely to have a significant adverse impact on the Fund’s returns and consequently the value of an investment in the Fund. The risks are presented in an order intended to facilitate readability and their order does not imply that the realization of one risk is more likely to occur than another risk or likely to have a greater adverse impact than another risk.

- **Correlation Risk** — A number of factors may affect the Fund’s ability to achieve a high degree of correlation with the Index, and there is no guarantee that the Fund will achieve a high degree of correlation. Failure to achieve a high degree of correlation may prevent the Fund from achieving its investment objective.

Factors that may adversely affect the Fund’s correlation with the Index include fees, expenses, transaction costs, income items, valuation methodology, accounting standards and disruptions or illiquidity in the markets for the financial instruments in which the Fund invests. The Fund may not have investment exposure to all of the securities in the Index, or its weighting of investment exposure to securities may be different from that of the Index. In addition, the Fund may invest in securities not included in the Index. The Fund may take or refrain from taking positions in order to improve tax efficiency, comply with regulatory restrictions, or for other reasons, each of which may negatively affect the Fund’s correlation with the Index. The Fund may also be subject to large movements of assets into and out of the Fund, potentially resulting in the Fund being over- or underexposed to the Index and may be impacted by Index reconstitutions and Index rebalancing events. Additionally, the Fund’s underlying investments may trade on markets that may not be open on the same day as the Fund, which may cause a difference between the performance of the Fund and the performance of the Index on such day. Any of these factors could decrease correlation between the performance of the Fund and the Index and may hinder the Fund’s ability to meet its investment objective.

- **Internet Companies Risk** — Internet companies are subject to rapid changes in technology, worldwide competition, rapid obsolescence of products and services, loss of patent protections, cyclical market patterns, evolving industry standards, frequent new product introductions and the

considerable risk of owning small capitalization companies that have recently begun operations. In addition, the stocks of many internet companies have exceptionally high price-to-earnings ratios with little or no earnings histories. Many internet companies have experienced extreme price and volume fluctuations that often have been unrelated to their operating performance.

- **Equity and Market Risk** — Equity markets are volatile, and the value of securities, swaps, futures and other instruments correlated with equity markets may fluctuate dramatically from day to day. Equity markets are subject to corporate, political, regulatory, market and economic developments, as well as developments that impact specific economic sectors, industries or segments of the market. Further, stocks in the Index may underperform other equity investments. Volatility in the markets and/or market developments may cause the value of an investment in the Fund to decrease over short or long periods of time.
- **Concentration and Focused Investing** — The Index may concentrate (i.e., composed of securities that represent 25 percent or more of the value of the Index) or focus (i.e., composed of securities that represent a substantial portion of its value, but less than 25 percent) in an industry or group of industries. The Fund will allocate its investments to approximately the same extent as the Index. As a result, the Fund may be subject to greater market fluctuations than a fund that is more broadly invested across industries. Financial, economic, business, regulatory conditions, and other developments affecting issuers in a particular industry or group of industries will have a greater effect on the Fund, and if securities of the particular industry or group of industries as a group fall out of favor, the Fund could underperform, or its net asset value may be more volatile than, funds that have greater industry diversification.
- **Large-Cap Company Investment Risk** — Although returns on investments in large-cap companies are often perceived as being less volatile than the returns of companies with smaller market capitalizations, the return on large-cap securities could trail the returns on investments in smaller and mid-sized companies for a number of reasons. For example, large-cap companies may be unable to respond quickly to new competitive challenges, such as changes in technology, and also may not be able to attain the high growth rate of successful smaller companies.
- **Natural Disaster/Epidemic Risk** — Natural or environmental disasters, such as earthquakes, fires, floods, hurricanes, tsunamis and other severe weather-related phenomena generally, and widespread disease, including pandemics and epidemics (for example, the novel coronavirus COVID-19), have been and can be highly disruptive to economies and markets and have recently led, and may continue to lead, to increased market volatility and significant market losses. Such natural disaster and health crises could exacerbate political, social, and economic risks, and result in



significant breakdowns, delays, shutdowns, social isolation, and other disruptions to important global, local and regional supply chains affected, with potential corresponding results on the operating performance of the Fund and its investments. A climate of uncertainty and panic, including the contagion of infectious viruses or diseases, may adversely affect global, regional, and local economies and reduce the availability of potential investment opportunities, and increases the difficulty of performing due diligence and modeling market conditions, potentially reducing the accuracy of financial projections. Under these circumstances, the Fund may have difficulty achieving its investment objectives which may adversely impact Fund performance. Further, such events can be highly disruptive to economies and markets, significantly disrupt the operations of individual companies (including, but not limited to, the Fund's investment advisor, third party service providers, and counterparties), sectors, industries, markets, securities and commodity exchanges, currencies, interest and inflation rates, credit ratings, investor sentiment, and other factors affecting the value of the Fund's investments. These factors can cause substantial market volatility, exchange trading suspensions and closures, changes in the availability of and the margin requirements for certain instruments, and can impact the ability of the Fund to complete redemptions and otherwise affect Fund performance and Fund trading in the secondary market. A widespread crisis would also affect the global economy in ways that cannot necessarily be foreseen. How long such events will last and whether they will continue or recur cannot be predicted. Impacts from these could have a significant impact on the Fund's performance, resulting in losses to your investment.

• **Risk that Current Assumptions and Expectations Could Become Outdated As a Result of Global Economic Shock** —

The onset of the novel coronavirus (COVID-19) has caused significant shocks to global financial markets and economies, with many governments taking extreme actions to slow and contain the spread of COVID-19. These actions have had, and likely will continue to have, a severe economic impact on global economies as economic activity in some instances has essentially ceased. Financial markets across the globe are experiencing severe distress at least equal to what was experienced during the global financial crisis in 2008. In March 2020, U.S. equity markets entered a bear market in the fastest such move in the history of U.S. financial markets. During much of 2020, the unemployment rate in the U.S. was extremely high by historical standards. It is not possible to predict when unemployment and market conditions will return to more normal levels. The global economic shocks being experienced as of the date hereof may cause the underlying assumptions and expectations of the Fund to become outdated quickly or inaccurate, resulting in significant losses.

• **Non-Diversification Risk** — The Fund is classified as “non-diversified” under the Investment Company Act of 1940, as

amended (“1940 Act”). This means it has the ability to invest a relatively high percentage of its assets in the securities of a small number of issuers. This may increase the Fund's volatility and increase the risk that the Fund's performance will decline based on the performance of a single issuer.

• **Index Performance Risk** — The Index is maintained by a third party provider unaffiliated with the Fund or ProFund Advisors. There can be no guarantee or assurance that the methodology used by the third party provider to create the Index will result in the Fund achieving positive returns. Further, there can be no guarantee that the methodology underlying the Index or the daily calculation of the Index will be free from error. It is also possible that the value of the Index may be subject to intentional manipulation by third-party market participants. The Index used by the Fund may underperform other asset classes and may underperform other similar indices. Each of these factors could have a negative impact on the performance of the Fund.

• **Active Investor Risk** — The Fund permits short-term trading of its securities. A significant portion of assets invested in the Fund may come from professional money managers and investors who use the Fund as part of active trading or tactical asset allocation strategies. These strategies often call for frequent trading to take advantage of anticipated changes in market conditions, which could increase portfolio turnover and may result in additional costs for the Fund. In addition, large movements of assets into and out of the Fund may have a negative impact on the Fund's ability to achieve its investment objective or maintain a consistent level of operating expenses. In certain circumstances, the Fund's expense ratio may vary from current estimates or the historical ratio disclosed in this Prospectus.

• **Early Close/Late Close/Trading Halt Risk** — An exchange or market may close early, close late or issue trading halts on specific securities or financial instruments. As a result, the ability to trade certain securities or financial instruments may be restricted, which may result in the Fund being unable to trade those and other related financial instruments at all. In these circumstances, the Fund may be unable to rebalance its portfolio, may be unable to accurately price its investments and/or may incur substantial trading losses.

• **Liquidity Risk** — In certain circumstances, such as the disruption of the orderly markets for the financial instruments in which the Fund invests, the Fund might not be able to acquire or dispose of certain holdings quickly or at prices that represent true market value in the judgment of ProFund Advisors. Markets for the financial instruments in which the Fund invests may be disrupted by a number of events, including but not limited to economic crises, political crises, health crises, natural disasters, excessive volatility, new legislation, or regulatory changes inside or outside of the U.S. For example, regulation limiting the ability of certain financial institutions to invest in certain financial instruments would likely reduce the liquidity of those instruments. These



situations may prevent the Fund from limiting losses, realizing gains or achieving a high correlation with the Index.

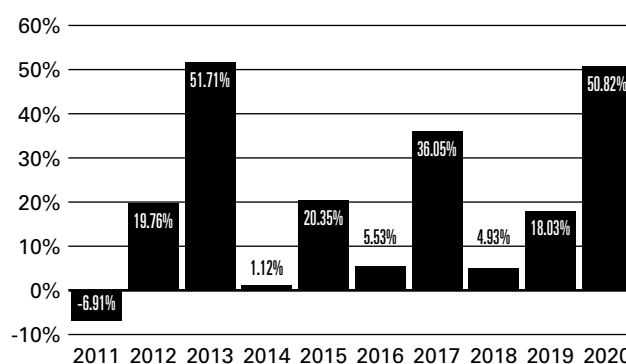
- **Portfolio Turnover Risk** — The Fund may incur high portfolio turnover to manage the Fund's investment exposure. Additionally, active trading of the Fund's shares may cause more frequent purchase and sales activities that could, in certain circumstances, increase the number of portfolio transactions. High levels of portfolio transactions increase brokerage and other transaction costs and may result in increased taxable capital gains. Each of these factors could have a negative impact on the performance of the Fund.
- **Tax Risk** — In order to qualify for the special tax treatment accorded a regulated investment company ("RIC") and its shareholders, the Fund must derive at least 90% of its gross income for each taxable year from "qualifying income," meet certain asset diversification tests at the end of each taxable quarter, and meet annual distribution requirements. The Fund's pursuit of its investment strategies will potentially be limited by the Fund's intention to qualify for such treatment and could adversely affect the Fund's ability to so qualify. The Fund can make certain investments, the treatment of which for these purposes is unclear. If, in any year, the Fund were to fail to qualify for the special tax treatment accorded a RIC and its shareholders, and were ineligible to or were not to cure such failure, the Fund would be taxed in the same manner as an ordinary corporation subject to U.S. federal income tax on all its income at the fund level. The resulting taxes could substantially reduce the Fund's net assets and the amount of income available for distribution. In addition, in order to requalify for taxation as a RIC, the Fund could be required to recognize unrealized gains, pay substantial taxes and interest, and make certain distributions. Please see the Statement of Additional Information for more information.
- **Valuation Risk** — In certain circumstances (e.g., if ProFund Advisors believes market quotations do not accurately reflect the fair value of an investment, or a trading halt closes an exchange or market early), ProFund Advisors may, in its sole discretion, choose to determine a fair value price as the basis for determining the market value of such investment for such day. The fair value of an investment determined by ProFund Advisors may be different from other value determinations of the same investment. Portfolio investments that are valued using techniques other than market quotations, including "fair valued" investments, may be subject to greater fluctuation in their value from one day to the next than would be the case if market quotations were used. In addition, there is no assurance that the Fund could sell a portfolio investment for the value established for it at any time, and it is possible that the Fund would incur a loss because a portfolio investment is sold at a discount to its established value.

Please see "Investment Objectives, Principal Investment Strategies and Related Risks" in the Fund's Prospectus for additional details.

## Investment Results

The bar chart below shows how the Fund's investment results have varied from year to year, and the table shows how the Fund's average annual total returns for various periods compare with different broad measures of market performance. This information provides some indication of the risks of investing in the Fund. The Fund's performance information reflects applicable fee waivers and/or expense limitations in effect during the period presented. Absent such fee waivers/expense limitations, if any, performance would have been lower. It does not reflect charges and fees associated with a separate account that invests in the Fund or any insurance contract for which it is an investment option. Charges and fees will reduce returns. Past results are not predictive of future results.

### Annual Returns as of December 31



Best Quarter (ended 6/30/2020): **37.41%**

Worst Quarter (ended 9/30/2011): **-19.29%**

The year-to-date return as of the most recent quarter, which ended March 31, 2021, was 2.44%.

### Average Annual Total Returns

As of December 31, 2020

	One Year	Five Years	Ten Years	Inception Date
ProFund VP Internet	50.82%	21.81%	18.63%	5/1/2002
<b>S&amp;P 500®<sup>1</sup></b>	<b>18.40%</b>	<b>15.22%</b>	<b>13.88%</b>	
<b>Dow Jones Internet Composite<sup>SM</sup> Index<sup>1</sup></b>	<b>53.51%</b>	<b>23.95%</b>	<b>20.69%</b>	

<sup>1</sup> Reflects no deduction for fees, expenses or taxes. Adjusted to reflect the reinvestment of dividends paid by issuers in the Index.

## Management

The Fund is advised by ProFund Advisors. Michael Neches, Senior Portfolio Manager, and Tarak Davé, Portfolio Manager, have jointly and primarily managed the Fund since October 2013 and March 2018, respectively.

## Purchase and Sale of Fund Shares

Shares are available for purchase by insurance company separate accounts to serve as an investment medium for variable

insurance contracts, and by qualified pension and retirement plans, certain insurance companies, and ProFund Advisors. Investors do not contact the Fund directly to purchase or redeem shares. Please refer to the prospectus of the relevant separate account for information on the allocation of premiums and on transfers of accumulated value among sub-accounts of the separate accounts that invest in the Fund.

### **Tax Information**

The Fund normally distributes its net investment income and net realized capital gains, if any, to its shareholders. If you are a holder of a contract or policy that invests in the Fund through an insurance company separate account, then these distributions will generally not be taxable to you; please consult the prospectus or other information provided to you by the insurance company regarding the tax consequences of your contract or policy. If you are a holder of such a contract or policy, or if you are investing through a pension or retirement plan that is a tax-advantaged arrangement, you may be taxed later upon distributions with

respect to or from those contracts or arrangements. The Fund intends to distribute income, if any, and capital gains, if any, at least annually.

### **Payments to Insurance Companies and Other Financial Intermediaries**

The Fund or its distributor (and related companies) may pay insurance companies, which in turn may pay broker-dealers or other financial intermediaries (such as banks and insurance companies, or their related companies) for the sale and retention of variable contracts and/or policies which offer Fund shares. These payments may create a conflict of interest for a financial intermediary selling such variable contracts and/or policies, or may be a factor in the insurance company's decision to include the Fund as an investment option in its variable contract or policy. For more information, ask your financial advisor, visit your financial intermediary's website or consult the prospectus for the contract or policy.

## Investment Objective

ProFund VP Japan (the “Fund”) seeks investment results, before fees and expenses, that track the performance of the Nikkei 225 Stock Average (the “Index”).

The Fund seeks to provide a return consistent with an investment in the component equities in the Index hedged to U.S. dollars. The Fund seeks to provide a return based solely on the local price return of the equity securities in the Index, without any effect from currency movements in the yen versus the U.S. dollar.

The Fund determines its success in meeting this investment objective by comparing its daily return on a given day with the daily performance of the dollar-denominated Nikkei 225 futures contracts traded in the United States.

## Fees and Expenses of the Fund

The table below describes the fees and expenses that you may pay if you buy, hold, and sell shares of the Fund. The expenses shown do not reflect charges or fees associated with insurance company separate accounts or insurance contracts, which would have the effect of increasing overall expenses. Annuity and policy holders should consult the prospectus for their contract or policy for more information about such charges and fees.

### Annual Fund Operating Expenses

(expenses that you pay each year as a percentage of the value of your investment)

Investment Advisory Fees	0.75%
Distribution and Service (12b-1) Fees	0.25%
Other Expenses	0.75%
<b>Total Annual Fund Operating Expenses Before Fee Waivers and Expense Reimbursements</b>	<b>1.75%</b>
Fee Waivers/Reimbursements <sup>1</sup>	-0.07%
<b>Total Annual Fund Operating Expenses After Fee Waivers and Expense Reimbursements</b>	<b>1.68%</b>

<sup>1</sup> ProFund Advisors LLC (“ProFund Advisors”) has contractually agreed to waive Investment Advisory and Management Services Fees and to reimburse Other Expenses to the extent Total Annual Fund Operating Expenses Before Fee Waivers and Expense Reimbursements, as a percentage of average daily net assets, exceed 1.68% through April 30, 2022. After such date, the expense limitation may be terminated or revised by ProFund Advisors. Amounts waived or reimbursed in a particular contractual period may be recouped by ProFund Advisors within three years of the end of that contractual period, however, such recoupment will be limited to the lesser of any expense limitation in place at the time of recoupment or the expense limitation in place at the time of waiver or reimbursement.

**Example:** This example is intended to help you compare the cost of investing in the Fund with the cost of investing in other mutual funds.

The example assumes that you invest \$10,000 in the Fund for the time periods indicated and then redeem all of your shares at

the end of each period. The example also assumes that your investment has a 5% return each year and that the Fund’s operating expenses remain the same, except that the fee waiver/expense reimbursement is assumed only to pertain to the first year. It does not reflect separate account or insurance contract fees or charges. If these charges were reflected, expenses would be higher. Although your actual costs may be higher or lower, based on these assumptions your approximate costs would be:

	1 Year	3 Years	5 Years	10 Years
ProFund VP Japan	\$171	\$544	\$942	\$2,057

The Fund pays transaction and financing costs associated with the purchase and sale of securities and derivatives. These costs are not reflected in the table or the example above.

## Portfolio Turnover

The Fund pays transaction costs, such as commissions, when it buys and sells securities (or “turns over” its portfolio). A higher portfolio turnover rate may indicate higher transaction costs. These costs, which are not reflected in the Annual Fund Operating Expenses or in the example above, affect the Fund’s performance. During the most recent fiscal year, the Fund’s annual portfolio turnover rate was 0% of the average value of its entire portfolio. This portfolio turnover rate is calculated without regard to cash instruments or derivatives transactions. If such transactions were included, the Fund’s portfolio turnover rate would be significantly higher.

## Principal Investment Strategies

The Fund invests in financial instruments that ProFund Advisors believes, in combination, should track the performance of the Index. The Index is constructed and maintained by Nihon Keizai Shimbun, Inc. The Index is a modified price-weighted index of the 225 most actively traded and liquid Japanese companies listed in the First Section of the Tokyo Stock Exchange (“TSE”). The Index is calculated from the prices of the 225 TSE First Section stocks selected to represent a broad cross-section of Japanese industries and the overall performance of the Japanese equity market. Companies in the Index are reviewed annually. Emphasis is placed on maintaining the Index’s historical continuity while keeping the Index composed of stocks with high market liquidity. The sponsor consults with various market experts, considers company-specific information and the overall composition of the Index. The Index is published under the Bloomberg ticker symbol “NKY.”

The Fund will invest principally in the financial instruments set forth below. The Fund expects that its cash balances maintained in connection with the use of financial instruments will typically be held in money market instruments.

- **Derivatives** — The Fund invests in derivatives, which are financial instruments whose value is derived from the value of an underlying asset or assets, such as stocks, bonds, funds (including exchange-traded funds (“ETFs”)), interest rates or

indexes. The Fund invests in derivatives as a substitute for investing directly in stocks in order to gain exposure to the Index. These derivatives principally include:

- **Swap Agreements** — Contracts entered into primarily with major global financial institutions for a specified period ranging from a day to more than one year. In a standard “swap” transaction, two parties agree to exchange the return (or differentials in rates of return) earned or realized on particular predetermined investments or instruments. The gross return to be exchanged or “swapped” between the parties is calculated with respect to a “notional amount,” e.g., the return on or change in value of a particular dollar amount invested in a “basket” of securities or an ETF representing a particular index.
- **Futures Contracts** — Standardized contracts traded on, or subject to the rules of, an exchange that call for the future delivery of a specified quantity and type of asset at a specified time and place or, alternatively, may call for cash settlement.
- **Money Market Instruments** — The Fund invests in short-term cash instruments that have a remaining maturity of 397 days or less and exhibit high quality credit profiles, for example:
  - **U.S. Treasury Bills** — U.S. government securities that have initial maturities of one year or less, and are supported by the full faith and credit of the U.S. government.
  - **Repurchase Agreements** — Contracts in which a seller of securities, usually U.S. government securities or other money market instruments, agrees to buy the securities back at a specified time and price. Repurchase agreements are primarily used by the Fund as a short-term investment vehicle for cash positions.

ProFund Advisors uses a mathematical approach to investing. Using this approach, ProFund Advisors determines the type, quantity and mix of investment positions that it believes, in combination, the Fund should hold to produce returns consistent with the Fund’s investment objective. The Fund may invest in or gain exposure to only a representative sample of the securities in the Index or to securities not contained in the Index or in financial instruments, with the intent of obtaining exposure with aggregate characteristics similar to those of the Index. In managing the assets of the Fund, ProFund Advisors does not invest the assets of the Fund in securities or financial instruments based on ProFund Advisors’ view of the investment merit of a particular security, instrument, or company, nor does it conduct conventional investment research or analysis or forecast market movement or trends. The Fund seeks to remain fully invested at all times in securities and/or financial instruments that, in combination, provide exposure to the returns of the Index without regard to market conditions, trends or direction.

The Fund will concentrate or focus its investments in a particular industry or group of industries, country or region to approximately the same extent the Index is so concentrated or focused. As of December 31, 2020, the Index was not concentrated in an industry group, but was focused in the consumer discretionary, industrials, and information technology industry groups. The Index was also concentrated in Japan.

Please see “Investment Objectives, Principal Investment Strategies and Related Risks” in the Fund’s Prospectus for additional details.

## Principal Risks

### You could lose money by investing in the Fund.

The principal risks described below are intended to provide information about the factors likely to have a significant adverse impact on the Fund’s returns and consequently the value of an investment in the Fund. The risks are presented in an order intended to facilitate readability and their order does not imply that the realization of one risk is more likely to occur than another risk or likely to have a greater adverse impact than another risk.

- **Risks Associated with the Use of Derivatives** — Investing in derivatives may be considered aggressive and may expose the Fund to greater risks and may result in larger losses or smaller gains than investing directly in the reference asset(s) underlying those derivatives. These risks include counterparty risk, liquidity risk and increased correlation risk. When the Fund uses derivatives, there may be imperfect correlation between the value of the reference asset(s) underlying the derivative (e.g., the Index) and the derivative, which may prevent the Fund from achieving its investment objective. Because derivatives often require only a limited initial investment, the use of derivatives also may expose the Fund to losses in excess of those amounts initially invested. The Fund may use a combination of swaps on the Index and swaps on an ETF that is designed to track the performance of the Index. The performance of an ETF may not track the performance of the Index due to embedded costs and other factors. Thus, to the extent the Fund invests in swaps that use an ETF as the reference asset, the Fund may be subject to greater correlation risk and may not achieve as high a degree of correlation with the Index as it would if the Fund only used swaps on the Index. Moreover, with respect to the use of swap agreements, if the Index has a dramatic intraday move that causes a material decline in the Fund’s net assets, the terms of a swap agreement between the Fund and its counterparty may permit the counterparty to immediately close out the transaction with the Fund. In that event, the Fund may be unable to enter into another swap agreement or invest in other derivatives to achieve the desired exposure consistent with the Fund’s investment objective. This, in turn, may prevent the Fund from achieving its investment objective, even if the Index reverses all or a portion of its intraday move by the end of the day. As a result, the value of an investment in the Fund may change quickly and without warning. Any costs associated with using

derivatives will also have the effect of lowering the Fund's return.

- **Correlation Risk** — A number of factors may affect the Fund's ability to achieve a high degree of correlation with the Index, and there is no guarantee that the Fund will achieve a high degree of correlation. Failure to achieve a high degree of correlation may prevent the Fund from achieving its investment objective.

Factors that may adversely affect the Fund's correlation with the Index include fees, expenses, transaction costs, income items, valuation methodology, accounting standards and disruptions or illiquidity in the markets for the financial instruments in which the Fund invests. The Fund may not have investment exposure to all of the securities in the Index, or its weighting of investment exposure to securities may be different from that of the Index. In addition, the Fund may invest in securities not included in the Index. The Fund may take or refrain from taking positions in order to improve tax efficiency, comply with regulatory restrictions, or for other reasons, each of which may negatively affect the Fund's correlation with the Index. The Fund may also be subject to large movements of assets into and out of the Fund, potentially resulting in the Fund being over- or underexposed to the Index and may be impacted by Index reconstitutions and Index rebalancing events. Additionally, the Fund's underlying investments may trade on markets that may not be open on the same day as the Fund, which may cause a difference between the performance of the Fund and the performance of the Index on such day. Any of these factors could decrease correlation between the performance of the Fund and the Index and may hinder the Fund's ability to meet its investment objective.

- **Counterparty Risk** — Investing in derivatives and repurchase agreements involves entering into contracts with third parties (i.e., counterparties). The use of derivatives involves risks that are different from those associated with ordinary portfolio securities transactions. The Fund will be subject to credit risk (i.e., the risk that a counterparty is or is perceived to be unwilling or unable to make timely payments or otherwise meet its contractual obligations) with respect to the amount it expects to receive from counterparties to derivatives and repurchase agreements entered into by the Fund. If a counterparty becomes bankrupt or fails to perform its obligations, or if any collateral posted by the counterparty for the benefit of the Fund is insufficient or there are delays in the Fund's ability to access such collateral, the value of an investment in the Fund may decline.
- **Exposure to Japanese Investments Risk** — Investments in Japan are subject to risks including, but not limited to (i) political, economic, or social instability in Japan; (ii) risks associated with Japan's large government deficit; (iii) natural disasters particularly likely to occur in Japan; (iv) risks associated with an increasingly aging and declining population that is likely to strain Japan's social welfare and

pension systems; and (v) relatively high unemployment. Since the year 2000, Japan's economic growth rate has remained relatively low. As an island nation Japan has limited natural resources and land area, and the Japanese economy is heavily dependent on international trade and reliant on imports for its commodity needs. Fluctuations or shortages in the commodity markets may negatively impact the Japanese economy. Slowdowns in the U.S. and/or China and other Southeast Asian countries, including economic, political or social instability in such countries, could have a negative impact on Japan. Because of its trade dependence, the Japanese economy is particularly exposed to the risks of currency fluctuation, foreign trade policy and regional and global economic disruption, including the risk of increased tariffs, embargoes, and other trade limitations. Strained relationships between Japan and its neighboring countries, including China, South Korea and North Korea, based on historical grievances, territorial disputes, and defense concerns, may also inject uncertainty into Japanese markets. As a result, additional tariffs, other trade barriers, or boycotts may have an adverse impact on the Japanese economy.

- **Equity and Market Risk** — Equity markets are volatile, and the value of securities, swaps, futures and other instruments correlated with equity markets may fluctuate dramatically from day to day. Equity markets are subject to corporate, political, regulatory, market and economic developments, as well as developments that impact specific economic sectors, industries or segments of the market. Further, stocks in the Index may underperform other equity investments. Volatility in the markets and/or market developments may cause the value of an investment in the Fund to decrease over short or long periods of time.
- **Exposure to Foreign Investments Risk** — Exposure to securities of foreign issuers may provide the Fund with increased risk. Various factors related to foreign investments may negatively impact the Fund's and the Index's performance, such as: i) fluctuations in the value of the applicable foreign currency; ii) differences in securities settlement practices; iii) uncertainty associated with evidence of ownership of investments in countries that lack centralized custodial services; iv) possible regulation of, or other limitations on, investments by U.S. investors in foreign investments; v) potentially higher brokerage commissions; vi) the possibility that a foreign government may withhold portions of interest and dividends at the source; vii) taxation of income earned in foreign countries or other foreign taxes imposed; viii) foreign exchange controls, which may include suspension of the ability to transfer currency from a foreign country; ix) less publicly available information about foreign issuers; x) changes in the denomination currency of a foreign investment; and xi) less certain legal systems in which the Fund may encounter difficulties or be unable to pursue legal remedies. Foreign investments also may be more susceptible to political, social, economic and regional factors than may be



the case with U.S. securities. In addition, markets for foreign investments are usually less liquid, more volatile and significantly smaller than markets for U.S. securities, which may affect, among other things, the Fund's ability to purchase or sell foreign investments at appropriate times and prices. Because of differences in settlement times and/or foreign market holidays, transactions in a foreign market may take place one or more days after the necessary exposure to these investments is determined. Until the transactions are effected, the Fund is exposed to increased foreign currency risk and market risk and, ultimately, increased correlation risk.

- **Exposure to Foreign Currency Risk** — Investments linked to or denominated in foreign currencies are exposed to additional risk factors versus those investments denominated in U.S. dollars and linked to U.S. investments. The value of an investment linked to or denominated in a foreign currency could change significantly as foreign currencies strengthen or weaken relative to the U.S. dollar. Devaluations of a currency by a government or banking authority may also have significant impact on the value of any investments linked to or denominated in that currency. Risks related to foreign currencies also include those related to economic or political developments, market inefficiencies or a higher risk that essential investment information may be incomplete, unavailable, or inaccurate. Foreign currency losses could offset or exceed any potential gains, or add to losses, in the related investments. Currency markets are also generally not as regulated as securities markets. In addition, in order to transact in foreign investments, the Fund may exchange and hold foreign currencies. Regulatory fees or higher custody fees may be imposed on foreign currency holdings.
- **Geographic Concentration Risk** — Because the Fund focuses its investments in particular foreign countries or geographic regions, it may be more volatile than a more geographically diversified fund. The performance of the Fund will be affected by the political, social and economic conditions in those foreign countries and geographic regions and subject to the related risks.
- **Concentration and Focused Investing** — The Index may concentrate (i.e., composed of securities that represent 25 percent or more of the value of the Index) or focus (i.e., composed of securities that represent a substantial portion of its value, but less than 25 percent) in an industry or group of industries. The Fund will allocate its investments to approximately the same extent as the Index. As a result, the Fund may be subject to greater market fluctuations than a fund that is more broadly invested across industries. Financial, economic, business, regulatory conditions, and other developments affecting issuers in a particular industry or group of industries will have a greater effect on the Fund, and if securities of the particular industry or group of industries as a group fall out of favor, the Fund could underperform, or its net asset value may be more volatile than, funds that have greater industry diversification.
- **Exposure to Large-Cap Company Investment Risk** — Although returns on investments in large-cap companies are often perceived as being less volatile than the returns of companies with smaller market capitalizations, the return on large-cap securities could trail the returns on investments in smaller and mid-sized companies for a number of reasons. For example, large-cap companies may be unable to respond quickly to new competitive challenges, such as changes in technology, and also may not be able to attain the high growth rate of successful smaller companies.
- **Natural Disaster/Epidemic Risk** — Natural or environmental disasters, such as earthquakes, fires, floods, hurricanes, tsunamis and other severe weather-related phenomena generally, and widespread disease, including pandemics and epidemics (for example, the novel coronavirus COVID-19), have been and can be highly disruptive to economies and markets and have recently led, and may continue to lead, to increased market volatility and significant market losses. Such natural disaster and health crises could exacerbate political, social, and economic risks, and result in significant breakdowns, delays, shutdowns, social isolation, and other disruptions to important global, local and regional supply chains affected, with potential corresponding results on the operating performance of the Fund and its investments. A climate of uncertainty and panic, including the contagion of infectious viruses or diseases, may adversely affect global, regional, and local economies and reduce the availability of potential investment opportunities, and increases the difficulty of performing due diligence and modeling market conditions, potentially reducing the accuracy of financial projections. Under these circumstances, the Fund may have difficulty achieving its investment objectives which may adversely impact Fund performance. Further, such events can be highly disruptive to economies and markets, significantly disrupt the operations of individual companies (including, but not limited to, the Fund's investment advisor, third party service providers, and counterparties), sectors, industries, markets, securities and commodity exchanges, currencies, interest and inflation rates, credit ratings, investor sentiment, and other factors affecting the value of the Fund's investments. These factors can cause substantial market volatility, exchange trading suspensions and closures, changes in the availability of and the margin requirements for certain instruments, and can impact the ability of the Fund to complete redemptions and otherwise affect Fund performance and Fund trading in the secondary market. A widespread crisis would also affect the global economy in ways that cannot necessarily be foreseen. How long such events will last and whether they will continue or recur cannot be predicted. Impacts from these could have a significant impact on the Fund's performance, resulting in losses to your investment.
- **Risk that Current Assumptions and Expectations Could Become Outdated As a Result of Global Economic Shock** —

The onset of the novel coronavirus (COVID-19) has caused significant shocks to global financial markets and economies, with many governments taking extreme actions to slow and contain the spread of COVID-19. These actions have had, and likely will continue to have, a severe economic impact on global economies as economic activity in some instances has essentially ceased. Financial markets across the globe are experiencing severe distress at least equal to what was experienced during the global financial crisis in 2008. In March 2020, U.S. equity markets entered a bear market in the fastest such move in the history of U.S. financial markets. During much of 2020, the unemployment rate in the U.S. was extremely high by historical standards. It is not possible to predict when unemployment and market conditions will return to more normal levels. The global economic shocks being experienced as of the date hereof may cause the underlying assumptions and expectations of the Fund to become outdated quickly or inaccurate, resulting in significant losses.

- **Non-Diversification Risk** — The Fund is classified as “non-diversified” under the Investment Company Act of 1940, as amended (“1940 Act”). This means it has the ability to invest a relatively high percentage of its assets in the securities of a small number of issuers or in financial instruments with a single counterparty or a few counterparties. This may increase the Fund’s volatility and increase the risk that the Fund’s performance will decline based on the performance of a single issuer or the credit of a single counterparty.
- **Index Performance Risk** — The Index is maintained by a third party provider unaffiliated with the Fund or ProFund Advisors. There can be no guarantee or assurance that the methodology used by the third party provider to create the Index will result in the Fund achieving positive returns. Further, there can be no guarantee that the methodology underlying the Index or the daily calculation of the Index will be free from error. It is also possible that the value of the Index may be subject to intentional manipulation by third-party market participants. The Index used by the Fund may underperform other asset classes and may underperform other similar indices. Each of these factors could have a negative impact on the performance of the Fund.
- **Active Investor Risk** — The Fund permits short-term trading of its securities. A significant portion of assets invested in the Fund may come from professional money managers and investors who use the Fund as part of active trading or tactical asset allocation strategies. These strategies often call for frequent trading to take advantage of anticipated changes in market conditions, which could increase portfolio turnover and may result in additional costs for the Fund. In addition, large movements of assets into and out of the Fund may have a negative impact on the Fund’s ability to achieve its investment objective or maintain a consistent level of operating expenses. In certain circumstances, the Fund’s expense ratio may vary

from current estimates or the historical ratio disclosed in this Prospectus.

- **Early Close/Late Close/Trading Halt Risk** — An exchange or market may close early, close late or issue trading halts on specific securities or financial instruments. As a result, the ability to trade certain securities or financial instruments may be restricted, which may result in the Fund being unable to trade those and other related financial instruments at all. In these circumstances, the Fund may be unable to rebalance its portfolio, may be unable to accurately price its investments and/or may incur substantial trading losses.
- **Liquidity Risk** — In certain circumstances, such as the disruption of the orderly markets for the financial instruments in which the Fund invests, the Fund might not be able to acquire or dispose of certain holdings quickly or at prices that represent true market value in the judgment of ProFund Advisors. Markets for the financial instruments in which the Fund invests may be disrupted by a number of events, including but not limited to economic crises, political crises, health crises, natural disasters, excessive volatility, new legislation, or regulatory changes inside or outside of the U.S. For example, regulation limiting the ability of certain financial institutions to invest in certain financial instruments would likely reduce the liquidity of those instruments. These situations may prevent the Fund from limiting losses, realizing gains or achieving a high correlation with the Index.
- **Portfolio Turnover Risk** — The Fund may incur high portfolio turnover to manage the Fund’s investment exposure. Additionally, active trading of the Fund’s shares may cause more frequent purchase and sales activities that could, in certain circumstances, increase the number of portfolio transactions. High levels of portfolio transactions increase brokerage and other transaction costs and may result in increased taxable capital gains. Each of these factors could have a negative impact on the performance of the Fund.
- **Tax Risk** — In order to qualify for the special tax treatment accorded a regulated investment company (“RIC”) and its shareholders, the Fund must derive at least 90% of its gross income for each taxable year from “qualifying income,” meet certain asset diversification tests at the end of each taxable quarter, and meet annual distribution requirements. The Fund’s pursuit of its investment strategies will potentially be limited by the Fund’s intention to qualify for such treatment and could adversely affect the Fund’s ability to so qualify. The Fund can make certain investments, the treatment of which for these purposes is unclear. If, in any year, the Fund were to fail to qualify for the special tax treatment accorded a RIC and its shareholders, and were ineligible to or were not to cure such failure, the Fund would be taxed in the same manner as an ordinary corporation subject to U.S. federal income tax on all its income at the fund level. The resulting taxes could substantially reduce the Fund’s net assets and the amount of

income available for distribution. In addition, in order to qualify for taxation as a RIC, the Fund could be required to recognize unrealized gains, pay substantial taxes and interest, and make certain distributions. Please see the Statement of Additional Information for more information.

- Valuation Risk** — In certain circumstances (e.g., if ProFund Advisors believes market quotations do not accurately reflect the fair value of an investment, or a trading halt closes an exchange or market early), ProFund Advisors may, in its sole discretion, choose to determine a fair value price as the basis for determining the market value of such investment for such day. The fair value of an investment determined by ProFund Advisors may be different from other value determinations of the same investment. Portfolio investments that are valued using techniques other than market quotations, including “fair valued” investments, may be subject to greater fluctuation in their value from one day to the next than would be the case if market quotations were used. In addition, there is no assurance that the Fund could sell a portfolio investment for the value established for it at any time, and it is possible that the Fund would incur a loss because a portfolio investment is sold at a discount to its established value.

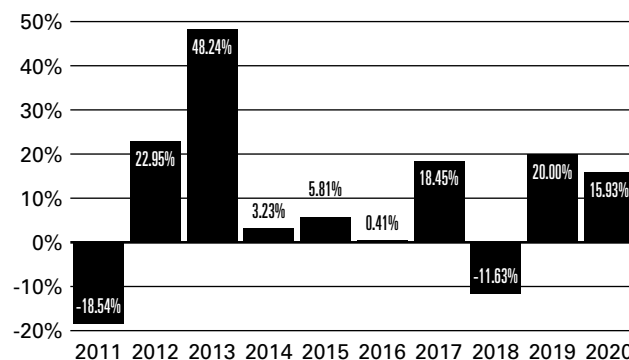
Please see “Investment Objectives, Principal Investment Strategies and Related Risks” in the Fund’s Prospectus for additional details.

## Investment Results

The bar chart below shows how the Fund’s investment results have varied from year to year, and the table shows how the Fund’s average annual total returns for various periods compare with different broad measures of market performance. This information provides some indication of the risks of investing in the Fund. The Fund’s performance information reflects applicable fee waivers and/or expense limitations in effect during the period presented. Absent such fee waivers/expense limitations, if any, performance would have been lower. It does not reflect charges and fees associated with a separate account that invests in the Fund or any insurance contract for which it is

an investment option. Charges and fees will reduce returns. Past results are not predictive of future results.

## Annual Returns as of December 31



Best Quarter (ended 3/31/2012): **20.73%**

Worst Quarter (ended 3/31/2020): **-19.12%**

The year-to-date return as of the most recent quarter, which ended March 31, 2021, was 6.68%.

## Average Annual Total Returns

As of December 31, 2020

	One Year	Five Years	Ten Years	Inception Date
ProFund VP Japan	15.93%	7.89%	9.02%	5/1/2002
<b>Nikkei 225 Stock Average - USD Terms<sup>1</sup></b>	<b>24.47%</b>	<b>13.14%</b>	<b>9.83%</b>	
<b>Nikkei 225 Stock Average - Local (Yen) Terms<sup>1</sup></b>	<b>18.26%</b>	<b>9.73%</b>	<b>12.52%</b>	

<sup>1</sup> Reflects no deduction for fees, expenses or taxes. Returns are gross returns that do not reflect the reduction of any withholding taxes, and are adjusted to reflect the reinvestment of dividends paid by companies in the Index.

## Management

The Fund is advised by ProFund Advisors. Alexander Ilyasov, Senior Portfolio Manager, and Scott Hanson, Portfolio Manager,

have jointly and primarily managed the Fund since August 2020 and August 2016, respectively.

### **Purchase and Sale of Fund Shares**

Shares are available for purchase by insurance company separate accounts to serve as an investment medium for variable insurance contracts, and by qualified pension and retirement plans, certain insurance companies, and ProFund Advisors. Investors do not contact the Fund directly to purchase or redeem shares. Please refer to the prospectus of the relevant separate account for information on the allocation of premiums and on transfers of accumulated value among sub-accounts of the separate accounts that invest in the Fund.

### **Tax Information**

The Fund normally distributes its net investment income and net realized capital gains, if any, to its shareholders. If you are a holder of a contract or policy that invests in the Fund through an insurance company separate account, then these distributions will generally not be taxable to you; please consult the prospectus or other information provided to you by the insurance company regarding the tax consequences of your contract or policy. If you

are a holder of such a contract or policy, or if you are investing through a pension or retirement plan that is a tax-advantaged arrangement, you may be taxed later upon distributions with respect to or from those contracts or arrangements. The Fund intends to distribute income, if any, and capital gains, if any, at least annually.

### **Payments to Insurance Companies and Other Financial Intermediaries**

The Fund or its distributor (and related companies) may pay insurance companies, which in turn may pay broker-dealers or other financial intermediaries (such as banks and insurance companies, or their related companies) for the sale and retention of variable contracts and/or policies which offer Fund shares. These payments may create a conflict of interest for a financial intermediary selling such variable contracts and/or policies, or may be a factor in the insurance company's decision to include the Fund as an investment option in its variable contract or policy. For more information, ask your financial advisor, visit your financial intermediary's website or consult the prospectus for the contract or policy.

## Investment Objective

ProFund VP Large-Cap Growth (the “Fund”) seeks investment results, before fees and expenses, that track the performance of the S&P 500<sup>®</sup> Growth Index (the “Index”).

## Fees and Expenses of the Fund

The table below describes the fees and expenses that you may pay if you buy, hold, and sell shares of the Fund. The expenses shown do not reflect charges or fees associated with insurance company separate accounts or insurance contracts, which would have the effect of increasing overall expenses. Annuity and policy holders should consult the prospectus for their contract or policy for more information about such charges and fees.

### Annual Fund Operating Expenses

(expenses that you pay each year as a percentage of the value of your investment)

Investment Advisory Fees	0.75%
Distribution and Service (12b-1) Fees	0.25%
Other Expenses	0.75%

### Total Annual Fund Operating Expenses Before Fee

**Waivers and Expense Reimbursements** 1.75%

Fee Waivers/Reimbursements<sup>1</sup> -0.07%

### Total Annual Fund Operating Expenses After Fee

**Waivers and Expense Reimbursements** 1.68%

<sup>1</sup> ProFund Advisors LLC (“ProFund Advisors”) has contractually agreed to waive Investment Advisory and Management Services Fees and to reimburse Other Expenses to the extent Total Annual Fund Operating Expenses Before Fee Waivers and Expense Reimbursements, as a percentage of average daily net assets, exceed 1.68% through April 30, 2022. After such date, the expense limitation may be terminated or revised by ProFund Advisors. Amounts waived or reimbursed in a particular contractual period may be recouped by ProFund Advisors within three years of the end of that contractual period, however, such recoupment will be limited to the lesser of any expense limitation in place at the time of recoupment or the expense limitation in place at the time of waiver or reimbursement.

**Example:** This example is intended to help you compare the cost of investing in the Fund with the cost of investing in other mutual funds.

The example assumes that you invest \$10,000 in the Fund for the time periods indicated and then redeem all of your shares at the end of each period. The example also assumes that your investment has a 5% return each year and that the Fund’s operating expenses remain the same, except that the fee waiver/expense reimbursement is assumed only to pertain to the first year. It does not reflect separate account or insurance contract fees or charges. If these charges were reflected, expenses would be higher. Although your actual costs may be higher or lower, based on these assumptions your approximate costs would be:

	1 Year	3 Years	5 Years	10 Years
ProFund VP Large-Cap Growth	\$171	\$544	\$942	\$2,057

The Fund pays transaction and financing costs associated with the purchase and sale of securities and derivatives. These costs are not reflected in the table or the example above.

## Portfolio Turnover

The Fund pays transaction costs, such as commissions, when it buys and sells securities (or “turns over” its portfolio). A higher portfolio turnover rate may indicate higher transaction costs. These costs, which are not reflected in the Annual Fund Operating Expenses or in the example above, affect the Fund’s performance. During the most recent fiscal year, the Fund’s annual portfolio turnover rate was 150% of the average value of its entire portfolio. This portfolio turnover rate is calculated without regard to cash instruments or derivatives transactions. If such transactions were included, the Fund’s portfolio turnover rate would be significantly higher.

## Principal Investment Strategies

The Fund invests in financial instruments that ProFund Advisors believes, in combination, should track the performance of the Index. The Index is constructed and maintained by S&P Dow Jones Indices LLC. The Index is designed to provide a comprehensive measure of large-cap U.S. equity “growth” performance. It is an unmanaged float-adjusted, market capitalization weighted index comprising of stocks from the S&P 500 that have been identified as being on the growth end of the growth-value spectrum as determined by S&P Dow Jones Indices LLC. The Index is updated in March, June, September and December. The Index is published under the Bloomberg ticker symbol “SGX.”

The Fund will invest principally in the financial instruments set forth below. The Fund expects that its cash balances maintained in connection with the use of financial instruments will typically be held in money market instruments.

- **Equity Securities** — The Fund invests in common stock issued by public companies.
- **Derivatives** — The Fund invests in derivatives, which are financial instruments whose value is derived from the value of an underlying asset or assets, such as stocks, bonds, funds (including exchange-traded funds (“ETFs”)), interest rates or indexes. The Fund invests in derivatives as a substitute for investing directly in stocks in order to gain exposure to the Index. These derivatives principally include:
  - **Swap Agreements** — Contracts entered into primarily with major global financial institutions for a specified period ranging from a day to more than one year. In a standard “swap” transaction, two parties agree to exchange the return (or differentials in rates of return) earned or realized on particular predetermined investments or instruments. The gross return to be exchanged or “swapped” between the parties is calculated with respect to a “notional amount,” e.g., the return on or change in value of a particular dollar



amount invested in a “basket” of securities or an ETF representing a particular index.

- **Futures Contracts** — Standardized contracts traded on, or subject to the rules of, an exchange that call for the future delivery of a specified quantity and type of asset at a specified time and place or, alternatively, may call for cash settlement.
- **Money Market Instruments** — The Fund invests in short-term cash instruments that have a remaining maturity of 397 days or less and exhibit high quality credit profiles, for example:
  - **U.S. Treasury Bills** — U.S. government securities that have initial maturities of one year or less, and are supported by the full faith and credit of the U.S. government.
  - **Repurchase Agreements** — Contracts in which a seller of securities, usually U.S. government securities or other money market instruments, agrees to buy the securities back at a specified time and price. Repurchase agreements are primarily used by the Fund as a short-term investment vehicle for cash positions.

ProFund Advisors uses a mathematical approach to investing. Using this approach, ProFund Advisors determines the type, quantity and mix of investment positions that it believes, in combination, the Fund should hold to produce returns consistent with the Fund’s investment objective. The Fund may invest in or gain exposure to only a representative sample of the securities in the Index or to securities not contained in the Index or in financial instruments, with the intent of obtaining exposure with aggregate characteristics similar to those of the Index. In managing the assets of the Fund, ProFund Advisors does not invest the assets of the Fund in securities or financial instruments based on ProFund Advisors’ view of the investment merit of a particular security, instrument, or company, nor does it conduct conventional investment research or analysis or forecast market movement or trends. The Fund seeks to remain fully invested at all times in securities and/or financial instruments that, in combination, provide exposure to the returns of the Index without regard to market conditions, trends or direction.

The Fund will concentrate or focus its investments in a particular industry or group of industries to approximately the same extent the Index is so concentrated or focused. As of December 31, 2020, the Index was concentrated in the information technology industry group and was focused in the consumer discretionary industry group.

The Fund may operate as “non-diversified” as defined under the Investment Company Act of 1940, as amended, to the extent necessary to approximate the composition of the Index.

Please see “Investment Objectives, Principal Investment Strategies and Related Risks” in the Fund’s Prospectus for additional details.

## Principal Risks

### You could lose money by investing in the Fund.

The principal risks described below are intended to provide information about the factors likely to have a significant adverse impact on the Fund’s returns and consequently the value of an investment in the Fund. The risks are presented in an order intended to facilitate readability and their order does not imply that the realization of one risk is more likely to occur than another risk or likely to have a greater adverse impact than another risk.

- **Risks Associated with the Use of Derivatives** — Investing in derivatives may be considered aggressive and may expose the Fund to greater risks and may result in larger losses or smaller gains than investing directly in the reference asset(s) underlying those derivatives. These risks include counterparty risk, liquidity risk and increased correlation risk. When the Fund uses derivatives, there may be imperfect correlation between the value of the reference asset(s) underlying the derivative (e.g., the Index) and the derivative, which may prevent the Fund from achieving its investment objective. Because derivatives often require only a limited initial investment, the use of derivatives also may expose the Fund to losses in excess of those amounts initially invested. The Fund may use a combination of swaps on the Index and swaps on an ETF that is designed to track the performance of the Index. The performance of an ETF may not track the performance of the Index due to embedded costs and other factors. Thus, to the extent the Fund invests in swaps that use an ETF as the reference asset, the Fund may be subject to greater correlation risk and may not achieve as high a degree of correlation with the Index as it would if the Fund only used swaps on the Index. Moreover, with respect to the use of swap agreements, if the Index has a dramatic intraday move that causes a material decline in the Fund’s net assets, the terms of a swap agreement between the Fund and its counterparty may permit the counterparty to immediately close out the transaction with the Fund. In that event, the Fund may be unable to enter into another swap agreement or invest in other derivatives to achieve the desired exposure consistent with the Fund’s investment objective. This, in turn, may prevent the Fund from achieving its investment objective, even if the Index reverses all or a portion of its intraday move by the end of the day. As a result, the value of an investment in the Fund may change quickly and without warning. Any costs associated with using derivatives will also have the effect of lowering the Fund’s return.
- **Correlation Risk** — A number of factors may affect the Fund’s ability to achieve a high degree of correlation with the Index, and there is no guarantee that the Fund will achieve a high degree of correlation. Failure to achieve a high degree of correlation may prevent the Fund from achieving its investment objective.

Factors that may adversely affect the Fund's correlation with the Index include fees, expenses, transaction costs, income items, valuation methodology, accounting standards and disruptions or illiquidity in the markets for the financial instruments in which the Fund invests. The Fund may not have investment exposure to all of the securities in the Index, or its weighting of investment exposure to securities may be different from that of the Index. In addition, the Fund may invest in securities not included in the Index. The Fund may take or refrain from taking positions in order to improve tax efficiency, comply with regulatory restrictions, or for other reasons, each of which may negatively affect the Fund's correlation with the Index. The Fund may also be subject to large movements of assets into and out of the Fund, potentially resulting in the Fund being over- or underexposed to the Index and may be impacted by Index reconstitutions and Index rebalancing events. Additionally, the Fund's underlying investments may trade on markets that may not be open on the same day as the Fund, which may cause a difference between the performance of the Fund and the performance of the Index on such day. Any of these factors could decrease correlation between the performance of the Fund and the Index and may hinder the Fund's ability to meet its investment objective.

- **Counterparty Risk** — Investing in derivatives and repurchase agreements involves entering into contracts with third parties (i.e., counterparties). The use of derivatives involves risks that are different from those associated with ordinary portfolio securities transactions. The Fund will be subject to credit risk (i.e., the risk that a counterparty is or is perceived to be unwilling or unable to make timely payments or otherwise meet its contractual obligations) with respect to the amount it expects to receive from counterparties to derivatives and repurchase agreements entered into by the Fund. If a counterparty becomes bankrupt or fails to perform its obligations, or if any collateral posted by the counterparty for the benefit of the Fund is insufficient or there are delays in the Fund's ability to access such collateral, the value of an investment in the Fund may decline.
- **Exposure to Large-Cap Company Investment Risk** — Although returns on investments in large-cap companies are often perceived as being less volatile than the returns of companies with smaller market capitalizations, the return on large-cap securities could trail the returns on investments in smaller and mid-sized companies for a number of reasons. For example, large-cap companies may be unable to respond quickly to new competitive challenges, such as changes in technology, and also may not be able to attain the high growth rate of successful smaller companies.
- **Growth Investing Risk** — An investment in growth stocks may be susceptible to rapid price swings, especially during periods of economic uncertainty. Growth stocks typically have little or no dividend income to cushion the effect of adverse market conditions and may be particularly volatile in the event

of earnings disappointments or other financial difficulties experienced by the issuer.

- **Equity and Market Risk** — Equity markets are volatile, and the value of securities, swaps, futures and other instruments correlated with equity markets may fluctuate dramatically from day to day. Equity markets are subject to corporate, political, regulatory, market and economic developments, as well as developments that impact specific economic sectors, industries or segments of the market. Further, stocks in the Index may underperform other equity investments. Volatility in the markets and/or market developments may cause the value of an investment in the Fund to decrease over short or long periods of time.
- **Concentration and Focused Investing** — The Index may concentrate (i.e., composed of securities that represent 25 percent or more of the value of the Index) or focus (i.e., composed of securities that represent a substantial portion of its value, but less than 25 percent) in an industry or group of industries. The Fund will allocate its investments to approximately the same extent as the Index. As a result, the Fund may be subject to greater market fluctuations than a fund that is more broadly invested across industries. Financial, economic, business, regulatory conditions, and other developments affecting issuers in a particular industry or group of industries will have a greater effect on the Fund, and if securities of the particular industry or group of industries as a group fall out of favor, the Fund could underperform, or its net asset value may be more volatile than, funds that have greater industry diversification.
- **Natural Disaster/Epidemic Risk** — Natural or environmental disasters, such as earthquakes, fires, floods, hurricanes, tsunamis and other severe weather-related phenomena generally, and widespread disease, including pandemics and epidemics (for example, the novel coronavirus COVID-19), have been and can be highly disruptive to economies and markets and have recently led, and may continue to lead, to increased market volatility and significant market losses. Such natural disaster and health crises could exacerbate political, social, and economic risks, and result in significant breakdowns, delays, shutdowns, social isolation, and other disruptions to important global, local and regional supply chains affected, with potential corresponding results on the operating performance of the Fund and its investments. A climate of uncertainty and panic, including the contagion of infectious viruses or diseases, may adversely affect global, regional, and local economies and reduce the availability of potential investment opportunities, and increases the difficulty of performing due diligence and modeling market conditions, potentially reducing the accuracy of financial projections. Under these circumstances, the Fund may have difficulty achieving its investment objectives which may adversely impact Fund performance. Further, such events can be highly disruptive to economies and markets, significantly disrupt the operations of individual

companies (including, but not limited to, the Fund's investment advisor, third party service providers, and counterparties), sectors, industries, markets, securities and commodity exchanges, currencies, interest and inflation rates, credit ratings, investor sentiment, and other factors affecting the value of the Fund's investments. These factors can cause substantial market volatility, exchange trading suspensions and closures, changes in the availability of and the margin requirements for certain instruments, and can impact the ability of the Fund to complete redemptions and otherwise affect Fund performance and Fund trading in the secondary market. A widespread crisis would also affect the global economy in ways that cannot necessarily be foreseen. How long such events will last and whether they will continue or recur cannot be predicted. Impacts from these could have a significant impact on the Fund's performance, resulting in losses to your investment.

• **Risk that Current Assumptions and Expectations Could Become Outdated As a Result of Global Economic Shock** —

The onset of the novel coronavirus (COVID-19) has caused significant shocks to global financial markets and economies, with many governments taking extreme actions to slow and contain the spread of COVID-19. These actions have had, and likely will continue to have, a severe economic impact on global economies as economic activity in some instances has essentially ceased. Financial markets across the globe are experiencing severe distress at least equal to what was experienced during the global financial crisis in 2008. In March 2020, U.S. equity markets entered a bear market in the fastest such move in the history of U.S. financial markets. During much of 2020, the unemployment rate in the U.S. was extremely high by historical standards. It is not possible to predict when unemployment and market conditions will return to more normal levels. The global economic shocks being experienced as of the date hereof may cause the underlying assumptions and expectations of the Fund to become outdated quickly or inaccurate, resulting in significant losses.

- **Non-Diversification Risk** — To the extent that the Fund operates as “non-diversified” as necessary to approximate the composition of the Index, it may be subject to certain risks. A non-diversified fund may invest a relatively high percentage of its assets in the securities of a small number of issuers. This may increase the Fund's volatility and increase the risk that the Fund's performance will decline based on the performance of a single issuer.
- **Index Performance Risk** — The Index is maintained by a third party provider unaffiliated with the Fund or ProFund Advisors. There can be no guarantee or assurance that the methodology used by the third party provider to create the Index will result in the Fund achieving positive returns. Further, there can be no guarantee that the methodology

underlying the Index or the daily calculation of the Index will be free from error. It is also possible that the value of the Index may be subject to intentional manipulation by third-party market participants. The Index used by the Fund may underperform other asset classes and may underperform other similar indices. Each of these factors could have a negative impact on the performance of the Fund.

- **Active Investor Risk** — The Fund permits short-term trading of its securities. A significant portion of assets invested in the Fund may come from professional money managers and investors who use the Fund as part of active trading or tactical asset allocation strategies. These strategies often call for frequent trading to take advantage of anticipated changes in market conditions, which could increase portfolio turnover and may result in additional costs for the Fund. In addition, large movements of assets into and out of the Fund may have a negative impact on the Fund's ability to achieve its investment objective or maintain a consistent level of operating expenses. In certain circumstances, the Fund's expense ratio may vary from current estimates or the historical ratio disclosed in this Prospectus.
- **Early Close/Late Close/Trading Halt Risk** — An exchange or market may close early, close late or issue trading halts on specific securities or financial instruments. As a result, the ability to trade certain securities or financial instruments may be restricted, which may result in the Fund being unable to trade those and other related financial instruments at all. In these circumstances, the Fund may be unable to rebalance its portfolio, may be unable to accurately price its investments and/or may incur substantial trading losses.
- **Liquidity Risk** — In certain circumstances, such as the disruption of the orderly markets for the financial instruments in which the Fund invests, the Fund might not be able to acquire or dispose of certain holdings quickly or at prices that represent true market value in the judgment of ProFund Advisors. Markets for the financial instruments in which the Fund invests may be disrupted by a number of events, including but not limited to economic crises, political crises, health crises, natural disasters, excessive volatility, new legislation, or regulatory changes inside or outside of the U.S. For example, regulation limiting the ability of certain financial institutions to invest in certain financial instruments would likely reduce the liquidity of those instruments. These situations may prevent the Fund from limiting losses, realizing gains or achieving a high correlation with the Index.
- **Portfolio Turnover Risk** — The Fund may incur high portfolio turnover to manage the Fund's investment exposure. Additionally, active trading of the Fund's shares may cause more frequent purchase and sales activities that could, in certain circumstances, increase the number of portfolio transactions. High levels of portfolio transactions increase

brokerage and other transaction costs and may result in increased taxable capital gains. Each of these factors could have a negative impact on the performance of the Fund.

- Tax Risk** — In order to qualify for the special tax treatment accorded a regulated investment company (“RIC”) and its shareholders, the Fund must derive at least 90% of its gross income for each taxable year from “qualifying income,” meet certain asset diversification tests at the end of each taxable quarter, and meet annual distribution requirements. The Fund’s pursuit of its investment strategies will potentially be limited by the Fund’s intention to qualify for such treatment and could adversely affect the Fund’s ability to so qualify. The Fund can make certain investments, the treatment of which for these purposes is unclear. If, in any year, the Fund were to fail to qualify for the special tax treatment accorded a RIC and its shareholders, and were ineligible to or were not to cure such failure, the Fund would be taxed in the same manner as an ordinary corporation subject to U.S. federal income tax on all its income at the fund level. The resulting taxes could substantially reduce the Fund’s net assets and the amount of income available for distribution. In addition, in order to requalify for taxation as a RIC, the Fund could be required to recognize unrealized gains, pay substantial taxes and interest, and make certain distributions. Please see the Statement of Additional Information for more information.

- Valuation Risk** — In certain circumstances (e.g., if ProFund Advisors believes market quotations do not accurately reflect the fair value of an investment, or a trading halt closes an exchange or market early), ProFund Advisors may, in its sole discretion, choose to determine a fair value price as the basis for determining the market value of such investment for such day. The fair value of an investment determined by ProFund Advisors may be different from other value determinations of the same investment. Portfolio investments that are valued using techniques other than market quotations, including “fair valued” investments, may be subject to greater fluctuation in their value from one day to the next than would be the case if market quotations were used. In addition, there is no assurance that the Fund could sell a portfolio investment for the value established for it at any time, and it is possible that the Fund would incur a loss because a portfolio investment is sold at a discount to its established value.

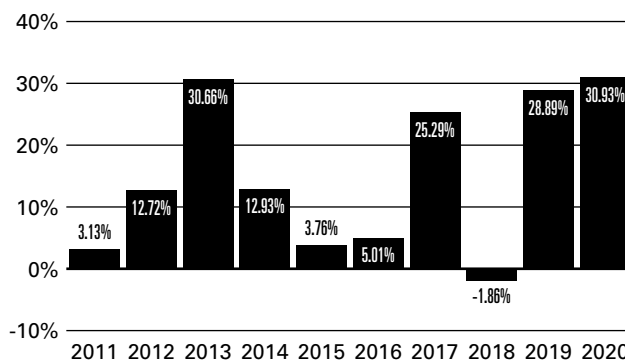
Please see “Investment Objectives, Principal Investment Strategies and Related Risks” in the Fund’s Prospectus for additional details.

## Investment Results

The bar chart below shows how the Fund’s investment results have varied from year to year, and the table shows how the Fund’s average annual total returns for various periods compare with a broad measure of market performance. This information provides some indication of the risks of investing in the Fund. The Fund’s performance information reflects applicable fee waivers and/or expense limitations in effect during the period presented. Absent such fee waivers/expense limitations, if any, performance would have been lower. It does not reflect charges

and fees associated with a separate account that invests in the Fund or any insurance contract for which it is an investment option. Charges and fees will reduce returns. Past results are not predictive of future results.

### Annual Returns as of December 31



Best Quarter (ended 6/30/2020): **25.36%**

Worst Quarter (ended 12/31/2018): **-15.20%**

The year-to-date return as of the most recent quarter, which ended March 31, 2021, was 1.71%.

### Average Annual Total Returns

As of December 31, 2020

	One Year	Five Years	Ten Years	Inception Date
ProFund VP Large-Cap Growth	30.93%	16.86%	14.51%	5/3/2004
<b>S&amp;P 500® Growth Index<sup>1</sup></b>	<b>33.47%</b>	<b>18.98%</b>	<b>16.49%</b>	

<sup>1</sup> Reflects no deduction for fees, expenses or taxes. Adjusted to reflect the reinvestment of dividends paid by issuers in the Index.

## Management

The Fund is advised by ProFund Advisors. Michael Neches, Senior Portfolio Manager, and Devin Sullivan, Portfolio Manager, have jointly and primarily managed the Fund since October 2013 and March 2018, respectively.

## Purchase and Sale of Fund Shares

Shares are available for purchase by insurance company separate accounts to serve as an investment medium for variable insurance contracts, and by qualified pension and retirement plans, certain insurance companies, and ProFund Advisors. Investors do not contact the Fund directly to purchase or redeem shares. Please refer to the prospectus of the relevant separate account for information on the allocation of premiums and on transfers of accumulated value among sub-accounts of the separate accounts that invest in the Fund.

## Tax Information

The Fund normally distributes its net investment income and net realized capital gains, if any, to its shareholders. If you are a holder of a contract or policy that invests in the Fund through an insurance company separate account, then these distributions will generally not be taxable to you; please consult the prospectus

or other information provided to you by the insurance company regarding the tax consequences of your contract or policy. If you are a holder of such a contract or policy, or if you are investing through a pension or retirement plan that is a tax-advantaged arrangement, you may be taxed later upon distributions with respect to or from those contracts or arrangements. The Fund intends to distribute income, if any, and capital gains, if any, at least annually.

**Payments to Insurance Companies and Other Financial Intermediaries**

The Fund or its distributor (and related companies) may pay insurance companies, which in turn may pay broker-dealers or

other financial intermediaries (such as banks and insurance companies, or their related companies) for the sale and retention of variable contracts and/or policies which offer Fund shares. These payments may create a conflict of interest for a financial intermediary selling such variable contracts and/or policies, or may be a factor in the insurance company's decision to include the Fund as an investment option in its variable contract or policy. For more information, ask your financial advisor, visit your financial intermediary's website or consult the prospectus for the contract or policy.



## Investment Objective

ProFund VP Large-Cap Value (the “Fund”) seeks investment results, before fees and expenses, that track the performance of the S&P 500<sup>®</sup> Value Index (the “Index”).

## Fees and Expenses of the Fund

The table below describes the fees and expenses that you may pay if you buy, hold, and sell shares of the Fund. The expenses shown do not reflect charges or fees associated with insurance company separate accounts or insurance contracts, which would have the effect of increasing overall expenses. Annuity and policy holders should consult the prospectus for their contract or policy for more information about such charges and fees.

### Annual Fund Operating Expenses

(expenses that you pay each year as a percentage of the value of your investment)

Investment Advisory Fees	0.75%
Distribution and Service (12b-1) Fees	0.25%
Other Expenses	0.77%

### Total Annual Fund Operating Expenses Before Fee

**Waivers and Expense Reimbursements** 1.77%

Fee Waivers/Reimbursements<sup>1</sup> -0.09%

### Total Annual Fund Operating Expenses After Fee

**Waivers and Expense Reimbursements** 1.68%

<sup>1</sup> ProFund Advisors LLC (“ProFund Advisors”) has contractually agreed to waive Investment Advisory and Management Services Fees and to reimburse Other Expenses to the extent Total Annual Fund Operating Expenses Before Fee Waivers and Expense Reimbursements, as a percentage of average daily net assets, exceed 1.68% through April 30, 2022. After such date, the expense limitation may be terminated or revised by ProFund Advisors. Amounts waived or reimbursed in a particular contractual period may be recouped by ProFund Advisors within three years of the end of that contractual period, however, such recoupment will be limited to the lesser of any expense limitation in place at the time of recoupment or the expense limitation in place at the time of waiver or reimbursement.

**Example:** This example is intended to help you compare the cost of investing in the Fund with the cost of investing in other mutual funds.

The example assumes that you invest \$10,000 in the Fund for the time periods indicated and then redeem all of your shares at the end of each period. The example also assumes that your investment has a 5% return each year and that the Fund’s operating expenses remain the same, except that the fee waiver/expense reimbursement is assumed only to pertain to the first year. It does not reflect separate account or insurance contract fees or charges. If these charges were reflected, expenses would be higher. Although your actual costs may be higher or lower, based on these assumptions your approximate costs would be:

	1 Year	3 Years	5 Years	10 Years
ProFund VP Large-Cap Value	\$171	\$548	\$951	\$2,076

The Fund pays transaction and financing costs associated with the purchase and sale of securities and derivatives. These costs are not reflected in the table or the example above.

## Portfolio Turnover

The Fund pays transaction costs, such as commissions, when it buys and sells securities (or “turns over” its portfolio). A higher portfolio turnover rate may indicate higher transaction costs. These costs, which are not reflected in the Annual Fund Operating Expenses or in the example above, affect the Fund’s performance. During the most recent fiscal year, the Fund’s annual portfolio turnover rate was 97% of the average value of its entire portfolio. This portfolio turnover rate is calculated without regard to cash instruments or derivatives transactions. If such transactions were included, the Fund’s portfolio turnover rate would be significantly higher.

## Principal Investment Strategies

The Fund invests in financial instruments that ProFund Advisors believes, in combination, should track the performance of the Index. The Index is constructed and maintained by S&P Dow Jones Indices LLC. The Index is designed to provide a comprehensive measure of large-cap U.S. equity “value” performance. It is an unmanaged float-adjusted, market capitalization-weighted index comprising of stocks from the S&P 500 that have been identified as being on the value end of the growth-value spectrum as determined by S&P Dow Jones Indices LLC. The Index is published under the Bloomberg ticker symbol “SVX.”

The Fund will invest principally in the financial instruments set forth below. The Fund expects that its cash balances maintained in connection with the use of financial instruments will typically be held in money market instruments.

- **Equity Securities** — The Fund invests in common stock issued by public companies.
- **Derivatives** — The Fund invests in derivatives, which are financial instruments whose value is derived from the value of an underlying asset or assets, such as stocks, bonds, funds (including exchange-traded funds (“ETFs”)), interest rates or indexes. The Fund invests in derivatives as a substitute for investing directly in stocks in order to gain exposure to the Index. These derivatives principally include:
  - **Swap Agreements** — Contracts entered into primarily with major global financial institutions for a specified period ranging from a day to more than one year. In a standard “swap” transaction, two parties agree to exchange the return (or differentials in rates of return) earned or realized on particular predetermined investments or instruments. The gross return to be exchanged or “swapped” between the parties is calculated with respect to a “notional amount,” e.g., the return on or change in value of a particular dollar

amount invested in a “basket” of securities or an ETF representing a particular index.

- **Futures Contracts** — Standardized contracts traded on, or subject to the rules of, an exchange that call for the future delivery of a specified quantity and type of asset at a specified time and place or, alternatively, may call for cash settlement.
- **Money Market Instruments** — The Fund invests in short-term cash instruments that have a remaining maturity of 397 days or less and exhibit high quality credit profiles, for example:
  - **U.S. Treasury Bills** — U.S. government securities that have initial maturities of one year or less, and are supported by the full faith and credit of the U.S. government.
  - **Repurchase Agreements** — Contracts in which a seller of securities, usually U.S. government securities or other money market instruments, agrees to buy the securities back at a specified time and price. Repurchase agreements are primarily used by the Fund as a short-term investment vehicle for cash positions.

ProFund Advisors uses a mathematical approach to investing. Using this approach, ProFund Advisors determines the type, quantity and mix of investment positions that it believes, in combination, the Fund should hold to produce returns consistent with the Fund’s investment objective. The Fund may invest in or gain exposure to only a representative sample of the securities in the Index or to securities not contained in the Index or in financial instruments, with the intent of obtaining exposure with aggregate characteristics similar to those of the Index. In managing the assets of the Fund, ProFund Advisors does not invest the assets of the Fund in securities or financial instruments based on ProFund Advisors’ view of the investment merit of a particular security, instrument, or company, nor does it conduct conventional investment research or analysis or forecast market movement or trends. The Fund seeks to remain fully invested at all times in securities and/or financial instruments that, in combination, provide exposure to the returns of the Index without regard to market conditions, trends or direction.

The Fund will concentrate or focus its investments in a particular industry or group of industries to approximately the same extent the Index is so concentrated or focused. As of December 31, 2020, the Index was not concentrated in an industry group, but was focused in the financials and health care industry groups.

Please see “Investment Objectives, Principal Investment Strategies and Related Risks” in the Fund’s Prospectus for additional details.

## Principal Risks

### You could lose money by investing in the Fund.

The principal risks described below are intended to provide information about the factors likely to have a significant adverse

impact on the Fund’s returns and consequently the value of an investment in the Fund. The risks are presented in an order intended to facilitate readability and their order does not imply that the realization of one risk is more likely to occur than another risk or likely to have a greater adverse impact than another risk.

- **Risks Associated with the Use of Derivatives** — Investing in derivatives may be considered aggressive and may expose the Fund to greater risks and may result in larger losses or smaller gains than investing directly in the reference asset(s) underlying those derivatives. These risks include counterparty risk, liquidity risk and increased correlation risk. When the Fund uses derivatives, there may be imperfect correlation between the value of the reference asset(s) underlying the derivative (e.g., the Index) and the derivative, which may prevent the Fund from achieving its investment objective. Because derivatives often require only a limited initial investment, the use of derivatives also may expose the Fund to losses in excess of those amounts initially invested. The Fund may use a combination of swaps on the Index and swaps on an ETF that is designed to track the performance of the Index. The performance of an ETF may not track the performance of the Index due to embedded costs and other factors. Thus, to the extent the Fund invests in swaps that use an ETF as the reference asset, the Fund may be subject to greater correlation risk and may not achieve as high a degree of correlation with the Index as it would if the Fund only used swaps on the Index. Moreover, with respect to the use of swap agreements, if the Index has a dramatic intraday move that causes a material decline in the Fund’s net assets, the terms of a swap agreement between the Fund and its counterparty may permit the counterparty to immediately close out the transaction with the Fund. In that event, the Fund may be unable to enter into another swap agreement or invest in other derivatives to achieve the desired exposure consistent with the Fund’s investment objective. This, in turn, may prevent the Fund from achieving its investment objective, even if the Index reverses all or a portion of its intraday move by the end of the day. As a result, the value of an investment in the Fund may change quickly and without warning. Any costs associated with using derivatives will also have the effect of lowering the Fund’s return.
- **Correlation Risk** — A number of factors may affect the Fund’s ability to achieve a high degree of correlation with the Index, and there is no guarantee that the Fund will achieve a high degree of correlation. Failure to achieve a high degree of correlation may prevent the Fund from achieving its investment objective.

Factors that may adversely affect the Fund’s correlation with the Index include fees, expenses, transaction costs, income items, valuation methodology, accounting standards and disruptions or illiquidity in the markets for the financial instruments in which the Fund invests. The Fund may not have investment exposure to all of the securities in the Index, or its

weighting of investment exposure to securities may be different from that of the Index. In addition, the Fund may invest in securities not included in the Index. The Fund may take or refrain from taking positions in order to improve tax efficiency, comply with regulatory restrictions, or for other reasons, each of which may negatively affect the Fund's correlation with the Index. The Fund may also be subject to large movements of assets into and out of the Fund, potentially resulting in the Fund being over- or underexposed to the Index and may be impacted by Index reconstitutions and Index rebalancing events. Additionally, the Fund's underlying investments may trade on markets that may not be open on the same day as the Fund, which may cause a difference between the performance of the Fund and the performance of the Index on such day. Any of these factors could decrease correlation between the performance of the Fund and the Index and may hinder the Fund's ability to meet its investment objective.

- **Counterparty Risk** — Investing in derivatives and repurchase agreements involves entering into contracts with third parties (i.e., counterparties). The use of derivatives involves risks that are different from those associated with ordinary portfolio securities transactions. The Fund will be subject to credit risk (i.e., the risk that a counterparty is or is perceived to be unwilling or unable to make timely payments or otherwise meet its contractual obligations) with respect to the amount it expects to receive from counterparties to derivatives and repurchase agreements entered into by the Fund. If a counterparty becomes bankrupt or fails to perform its obligations, or if any collateral posted by the counterparty for the benefit of the Fund is insufficient or there are delays in the Fund's ability to access such collateral, the value of an investment in the Fund may decline.
- **Exposure to Large-Cap Company Investment Risk** — Although returns on investments in large-cap companies are often perceived as being less volatile than the returns of companies with smaller market capitalizations, the return on large-cap securities could trail the returns on investments in smaller and mid-sized companies for a number of reasons. For example, large-cap companies may be unable to respond quickly to new competitive challenges, such as changes in technology, and also may not be able to attain the high growth rate of successful smaller companies.
- **Value Investing Risk** — Value investing carries the risk that the market will not recognize a security's intrinsic value for a long time, or that a stock deemed to be undervalued by the relevant index methodology may actually be appropriately priced or overvalued.
- **Equity and Market Risk** — Equity markets are volatile, and the value of securities, swaps, futures and other instruments correlated with equity markets may fluctuate dramatically from day to day. Equity markets are subject to corporate, political, regulatory, market and economic developments, as well as developments that impact specific economic sectors,

industries or segments of the market. Further, stocks in the Index may underperform other equity investments. Volatility in the markets and/or market developments may cause the value of an investment in the Fund to decrease over short or long periods of time.

- **Concentration and Focused Investing** — The Index may concentrate (i.e., composed of securities that represent 25 percent or more of the value of the Index) or focus (i.e., composed of securities that represent a substantial portion of its value, but less than 25 percent) in an industry or group of industries. The Fund will allocate its investments to approximately the same extent as the Index. As a result, the Fund may be subject to greater market fluctuations than a fund that is more broadly invested across industries. Financial, economic, business, regulatory conditions, and other developments affecting issuers in a particular industry or group of industries will have a greater effect on the Fund, and if securities of the particular industry or group of industries as a group fall out of favor, the Fund could underperform, or its net asset value may be more volatile than, funds that have greater industry diversification.
- **Natural Disaster/Epidemic Risk** — Natural or environmental disasters, such as earthquakes, fires, floods, hurricanes, tsunamis and other severe weather-related phenomena generally, and widespread disease, including pandemics and epidemics (for example, the novel coronavirus COVID-19), have been and can be highly disruptive to economies and markets and have recently led, and may continue to lead, to increased market volatility and significant market losses. Such natural disaster and health crises could exacerbate political, social, and economic risks, and result in significant breakdowns, delays, shutdowns, social isolation, and other disruptions to important global, local and regional supply chains affected, with potential corresponding results on the operating performance of the Fund and its investments. A climate of uncertainty and panic, including the contagion of infectious viruses or diseases, may adversely affect global, regional, and local economies and reduce the availability of potential investment opportunities, and increases the difficulty of performing due diligence and modeling market conditions, potentially reducing the accuracy of financial projections. Under these circumstances, the Fund may have difficulty achieving its investment objectives which may adversely impact Fund performance. Further, such events can be highly disruptive to economies and markets, significantly disrupt the operations of individual companies (including, but not limited to, the Fund's investment advisor, third party service providers, and counterparties), sectors, industries, markets, securities and commodity exchanges, currencies, interest and inflation rates, credit ratings, investor sentiment, and other factors affecting the value of the Fund's investments. These factors can cause substantial market volatility, exchange trading suspensions and closures, changes in the availability of and the margin

requirements for certain instruments, and can impact the ability of the Fund to complete redemptions and otherwise affect Fund performance and Fund trading in the secondary market. A widespread crisis would also affect the global economy in ways that cannot necessarily be foreseen. How long such events will last and whether they will continue or recur cannot be predicted. Impacts from these could have a significant impact on the Fund's performance, resulting in losses to your investment.

• **Risk that Current Assumptions and Expectations Could Become Outdated As a Result of Global Economic Shock** —

The onset of the novel coronavirus (COVID-19) has caused significant shocks to global financial markets and economies, with many governments taking extreme actions to slow and contain the spread of COVID-19. These actions have had, and likely will continue to have, a severe economic impact on global economies as economic activity in some instances has essentially ceased. Financial markets across the globe are experiencing severe distress at least equal to what was experienced during the global financial crisis in 2008. In March 2020, U.S. equity markets entered a bear market in the fastest such move in the history of U.S. financial markets. During much of 2020, the unemployment rate in the U.S. was extremely high by historical standards. It is not possible to predict when unemployment and market conditions will return to more normal levels. The global economic shocks being experienced as of the date hereof may cause the underlying assumptions and expectations of the Fund to become outdated quickly or inaccurate, resulting in significant losses.

• **Index Performance Risk** — The Index is maintained by a third party provider unaffiliated with the Fund or ProFund Advisors. There can be no guarantee or assurance that the methodology used by the third party provider to create the Index will result in the Fund achieving positive returns. Further, there can be no guarantee that the methodology underlying the Index or the daily calculation of the Index will be free from error. It is also possible that the value of the Index may be subject to intentional manipulation by third-party market participants. The Index used by the Fund may underperform other asset classes and may underperform other similar indices. Each of these factors could have a negative impact on the performance of the Fund.

• **Active Investor Risk** — The Fund permits short-term trading of its securities. A significant portion of assets invested in the Fund may come from professional money managers and investors who use the Fund as part of active trading or tactical asset allocation strategies. These strategies often call for frequent trading to take advantage of anticipated changes in market conditions, which could increase portfolio turnover and may result in additional costs for the Fund. In addition, large movements of assets into and out of the Fund may have a negative impact on the Fund's ability to achieve its investment objective or maintain a consistent level of operating expenses.

In certain circumstances, the Fund's expense ratio may vary from current estimates or the historical ratio disclosed in this Prospectus.

• **Early Close/Late Close/Trading Halt Risk** — An exchange or market may close early, close late or issue trading halts on specific securities or financial instruments. As a result, the ability to trade certain securities or financial instruments may be restricted, which may result in the Fund being unable to trade those and other related financial instruments at all. In these circumstances, the Fund may be unable to rebalance its portfolio, may be unable to accurately price its investments and/or may incur substantial trading losses.

• **Liquidity Risk** — In certain circumstances, such as the disruption of the orderly markets for the financial instruments in which the Fund invests, the Fund might not be able to acquire or dispose of certain holdings quickly or at prices that represent true market value in the judgment of ProFund Advisors. Markets for the financial instruments in which the Fund invests may be disrupted by a number of events, including but not limited to economic crises, political crises, health crises, natural disasters, excessive volatility, new legislation, or regulatory changes inside or outside of the U.S. For example, regulation limiting the ability of certain financial institutions to invest in certain financial instruments would likely reduce the liquidity of those instruments. These situations may prevent the Fund from limiting losses, realizing gains or achieving a high correlation with the Index.

• **Portfolio Turnover Risk** — The Fund may incur high portfolio turnover to manage the Fund's investment exposure. Additionally, active trading of the Fund's shares may cause more frequent purchase and sales activities that could, in certain circumstances, increase the number of portfolio transactions. High levels of portfolio transactions increase brokerage and other transaction costs and may result in increased taxable capital gains. Each of these factors could have a negative impact on the performance of the Fund.

• **Tax Risk** — In order to qualify for the special tax treatment accorded a regulated investment company ("RIC") and its shareholders, the Fund must derive at least 90% of its gross income for each taxable year from "qualifying income," meet certain asset diversification tests at the end of each taxable quarter, and meet annual distribution requirements. The Fund's pursuit of its investment strategies will potentially be limited by the Fund's intention to qualify for such treatment and could adversely affect the Fund's ability to so qualify. The Fund can make certain investments, the treatment of which for these purposes is unclear. If, in any year, the Fund were to fail to qualify for the special tax treatment accorded a RIC and its shareholders, and were ineligible to or were not to cure such failure, the Fund would be taxed in the same manner as an ordinary corporation subject to U.S. federal income tax on all its income at the fund level. The resulting taxes could substantially reduce the Fund's net assets and the amount of



income available for distribution. In addition, in order to requalify for taxation as a RIC, the Fund could be required to recognize unrealized gains, pay substantial taxes and interest, and make certain distributions. Please see the Statement of Additional Information for more information.

- **Valuation Risk** — In certain circumstances (e.g., if ProFund Advisors believes market quotations do not accurately reflect the fair value of an investment, or a trading halt closes an exchange or market early), ProFund Advisors may, in its sole discretion, choose to determine a fair value price as the basis for determining the market value of such investment for such day. The fair value of an investment determined by ProFund Advisors may be different from other value determinations of the same investment. Portfolio investments that are valued using techniques other than market quotations, including “fair valued” investments, may be subject to greater fluctuation in their value from one day to the next than would be the case if market quotations were used. In addition, there is no assurance that the Fund could sell a portfolio investment for the value established for it at any time, and it is possible that the Fund would incur a loss because a portfolio investment is sold at a discount to its established value.

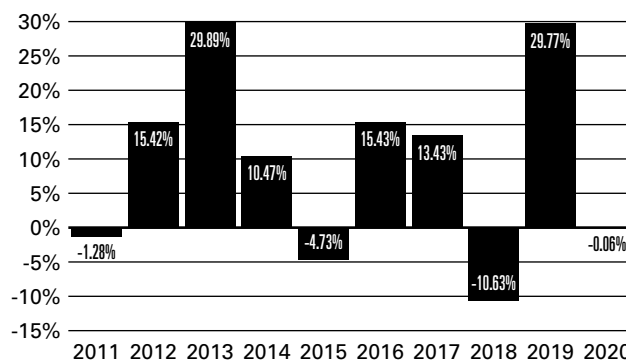
Please see “Investment Objectives, Principal Investment Strategies and Related Risks” in the Fund’s Prospectus for additional details.

## Investment Results

The bar chart below shows how the Fund’s investment results have varied from year to year, and the table shows how the Fund’s average annual total returns for various periods compare with a broad measure of market performance. This information provides some indication of the risks of investing in the Fund. The Fund’s performance information reflects applicable fee waivers and/or expense limitations in effect during the period presented. Absent such fee waivers/expense limitations, if any, performance would have been lower. It does not reflect charges and fees associated with a separate account that invests in the Fund or any insurance contract for which it is an investment

option. Charges and fees will reduce returns. Past results are not predictive of future results.

## Annual Returns as of December 31



Best Quarter (ended 12/31/2020): **13.96%**

Worst Quarter (ended 3/31/2020): **-25.48%**

The year-to-date return as of the most recent quarter, which ended March 31, 2021, was 10.35%.

## Average Annual Total Returns

As of December 31, 2020

	One Year	Five Years	Ten Years	Inception Date
ProFund VP Large-Cap Value	-0.06%	8.70%	8.99%	5/3/2004
S&P 500® Value Index <sup>1</sup>	1.36%	10.52%	10.74%	

1 Reflects no deduction for fees, expenses or taxes. Adjusted to reflect the reinvestment of dividends paid by issuers in the Index.

## Management

The Fund is advised by ProFund Advisors. Michael Neches, Senior Portfolio Manager, and Devin Sullivan, Portfolio Manager, have jointly and primarily managed the Fund since October 2013 and March 2018, respectively.



## Purchase and Sale of Fund Shares

Shares are available for purchase by insurance company separate accounts to serve as an investment medium for variable insurance contracts, and by qualified pension and retirement plans, certain insurance companies, and ProFund Advisors. Investors do not contact the Fund directly to purchase or redeem shares. Please refer to the prospectus of the relevant separate account for information on the allocation of premiums and on transfers of accumulated value among sub-accounts of the separate accounts that invest in the Fund.

## Tax Information

The Fund normally distributes its net investment income and net realized capital gains, if any, to its shareholders. If you are a holder of a contract or policy that invests in the Fund through an insurance company separate account, then these distributions will generally not be taxable to you; please consult the prospectus or other information provided to you by the insurance company regarding the tax consequences of your contract or policy. If you are a holder of such a contract or policy, or if you are investing

through a pension or retirement plan that is a tax-advantaged arrangement, you may be taxed later upon distributions with respect to or from those contracts or arrangements. The Fund intends to distribute income, if any, and capital gains, if any, at least annually.

## Payments to Insurance Companies and Other Financial Intermediaries

The Fund or its distributor (and related companies) may pay insurance companies, which in turn may pay broker-dealers or other financial intermediaries (such as banks and insurance companies, or their related companies) for the sale and retention of variable contracts and/or policies which offer Fund shares. These payments may create a conflict of interest for a financial intermediary selling such variable contracts and/or policies, or may be a factor in the insurance company's decision to include the Fund as an investment option in its variable contract or policy. For more information, ask your financial advisor, visit your financial intermediary's website or consult the prospectus for the contract or policy.

## Investment Objective

ProFund VP Mid-Cap (the “Fund”) seeks investment results, before fees and expenses, that track the performance of the S&P MidCap 400<sup>®</sup> Index (the “Index”).

## Fees and Expenses of the Fund

The table below describes the fees and expenses that you may pay if you buy, hold, and sell shares of the Fund. The expenses shown do not reflect charges or fees associated with insurance company separate accounts or insurance contracts, which would have the effect of increasing overall expenses. Annuity and policy holders should consult the prospectus for their contract or policy for more information about such charges and fees.

### Annual Fund Operating Expenses

(expenses that you pay each year as a percentage of the value of your investment)

Investment Advisory Fees	0.75%
Distribution and Service (12b-1) Fees	0.25%
Other Expenses	0.70%

### Total Annual Fund Operating Expenses Before Fee

**Waivers and Expense Reimbursements** 1.70%

Fee Waivers/Reimbursements<sup>1</sup> -0.02%

### Total Annual Fund Operating Expenses After Fee

**Waivers and Expense Reimbursements** 1.68%

<sup>1</sup> ProFund Advisors LLC (“ProFund Advisors”) has contractually agreed to waive Investment Advisory and Management Services Fees and to reimburse Other Expenses to the extent Total Annual Fund Operating Expenses Before Fee Waivers and Expense Reimbursements, as a percentage of average daily net assets, exceed 1.68% through April 30, 2022. After such date, the expense limitation may be terminated or revised by ProFund Advisors. Amounts waived or reimbursed in a particular contractual period may be recouped by ProFund Advisors within three years of the end of that contractual period, however, such recoupment will be limited to the lesser of any expense limitation in place at the time of recoupment or the expense limitation in place at the time of waiver or reimbursement.

**Example:** This example is intended to help you compare the cost of investing in the Fund with the cost of investing in other mutual funds.

The example assumes that you invest \$10,000 in the Fund for the time periods indicated and then redeem all of your shares at the end of each period. The example also assumes that your investment has a 5% return each year and that the Fund’s operating expenses remain the same, except that the fee waiver/expense reimbursement is assumed only to pertain to the first year. It does not reflect separate account or insurance contract fees or charges. If these charges were reflected, expenses would be higher. Although your actual costs may be higher or lower, based on these assumptions your approximate costs would be:

	1 Year	3 Years	5 Years	10 Years
ProFund VP Mid-Cap	\$171	\$534	\$921	\$2,007

The Fund pays transaction and financing costs associated with the purchase and sale of securities and derivatives. These costs are not reflected in the table or the example above.

## Portfolio Turnover

The Fund pays transaction costs, such as commissions, when it buys and sells securities (or “turns over” its portfolio). A higher portfolio turnover rate may indicate higher transaction costs. These costs, which are not reflected in the Annual Fund Operating Expenses or in the example above, affect the Fund’s performance. During the most recent fiscal year, the Fund’s annual portfolio turnover rate was 0% of the average value of its entire portfolio. This portfolio turnover rate is calculated without regard to cash instruments or derivatives transactions. If such transactions were included, the Fund’s portfolio turnover rate would be significantly higher.

## Principal Investment Strategies

The Fund invests in financial instruments that ProFund Advisors believes, in combination, should track the performance of the Index. The Index is constructed and maintained by S&P Dow Jones Indices LLC. The Index is a measure of mid-size company U.S. stock market performance. It is a float-adjusted, market capitalization-weighted index of 400 U.S. operating companies and real estate investment trusts selected through a process that factors in criteria such as liquidity, price, market capitalization and financial viability. The Index is published under the Bloomberg ticker symbol “MID.”

The Fund will invest principally in the financial instruments set forth below. The Fund expects that its cash balances maintained in connection with the use of financial instruments will typically be held in money market instruments.

- **Derivatives** — The Fund invests in derivatives, which are financial instruments whose value is derived from the value of an underlying asset or assets, such as stocks, bonds, funds (including exchange-traded funds (“ETFs”)), interest rates or indexes. The Fund invests in derivatives as a substitute for investing directly in stocks in order to gain exposure to the Index. These derivatives principally include:

- **Swap Agreements** — Contracts entered into primarily with major global financial institutions for a specified period ranging from a day to more than one year. In a standard “swap” transaction, two parties agree to exchange the return (or differentials in rates of return) earned or realized on particular predetermined investments or instruments. The gross return to be exchanged or “swapped” between the parties is calculated with respect to a “notional amount,” e.g., the return on or change in value of a particular dollar amount invested in a “basket” of securities or an ETF representing a particular index.

- **Futures Contracts** — Standardized contracts traded on, or subject to the rules of, an exchange that call for the future delivery of a specified quantity and type of asset at a specified time and place or, alternatively, may call for cash settlement.
- **Money Market Instruments** — The Fund invests in short-term cash instruments that have a remaining maturity of 397 days or less and exhibit high quality credit profiles, for example:
  - **U.S. Treasury Bills** — U.S. government securities that have initial maturities of one year or less, and are supported by the full faith and credit of the U.S. government.
  - **Repurchase Agreements** — Contracts in which a seller of securities, usually U.S. government securities or other money market instruments, agrees to buy the securities back at a specified time and price. Repurchase agreements are primarily used by the Fund as a short-term investment vehicle for cash positions.

ProFund Advisors uses a mathematical approach to investing. Using this approach, ProFund Advisors determines the type, quantity and mix of investment positions that it believes, in combination, the Fund should hold to produce returns consistent with the Fund's investment objective. The Fund may invest in or gain exposure to only a representative sample of the securities in the Index or to securities not contained in the Index or in financial instruments, with the intent of obtaining exposure with aggregate characteristics similar to those of the Index. In managing the assets of the Fund, ProFund Advisors does not invest the assets of the Fund in securities or financial instruments based on ProFund Advisors' view of the investment merit of a particular security, instrument, or company, nor does it conduct conventional investment research or analysis or forecast market movement or trends. The Fund seeks to remain fully invested at all times in securities and/or financial instruments that, in combination, provide exposure to the returns of the Index without regard to market conditions, trends or direction.

The Fund will concentrate or focus its investments in a particular industry or group of industries to approximately the same extent the Index is so concentrated or focused. As of December 31, 2020, the Index was not concentrated in an industry group, but was focused in the industrials, information technology, and financials industry groups.

Please see "Investment Objectives, Principal Investment Strategies and Related Risks" in the Fund's Prospectus for additional details.

## Principal Risks

### You could lose money by investing in the Fund.

The principal risks described below are intended to provide information about the factors likely to have a significant adverse impact on the Fund's returns and consequently the value of an investment in the Fund. The risks are presented in an order

intended to facilitate readability and their order does not imply that the realization of one risk is more likely to occur than another risk or likely to have a greater adverse impact than another risk.

- **Risks Associated with the Use of Derivatives** — Investing in derivatives may be considered aggressive and may expose the Fund to greater risks and may result in larger losses or smaller gains than investing directly in the reference asset(s) underlying those derivatives. These risks include counterparty risk, liquidity risk and increased correlation risk. When the Fund uses derivatives, there may be imperfect correlation between the value of the reference asset(s) underlying the derivative (e.g., the Index) and the derivative, which may prevent the Fund from achieving its investment objective. Because derivatives often require only a limited initial investment, the use of derivatives also may expose the Fund to losses in excess of those amounts initially invested. The Fund may use a combination of swaps on the Index and swaps on an ETF that is designed to track the performance of the Index. The performance of an ETF may not track the performance of the Index due to embedded costs and other factors. Thus, to the extent the Fund invests in swaps that use an ETF as the reference asset, the Fund may be subject to greater correlation risk and may not achieve as high a degree of correlation with the Index as it would if the Fund only used swaps on the Index. Moreover, with respect to the use of swap agreements, if the Index has a dramatic intraday move that causes a material decline in the Fund's net assets, the terms of a swap agreement between the Fund and its counterparty may permit the counterparty to immediately close out the transaction with the Fund. In that event, the Fund may be unable to enter into another swap agreement or invest in other derivatives to achieve the desired exposure consistent with the Fund's investment objective. This, in turn, may prevent the Fund from achieving its investment objective, even if the Index reverses all or a portion of its intraday move by the end of the day. As a result, the value of an investment in the Fund may change quickly and without warning. Any costs associated with using derivatives will also have the effect of lowering the Fund's return.
- **Correlation Risk** — A number of factors may affect the Fund's ability to achieve a high degree of correlation with the Index, and there is no guarantee that the Fund will achieve a high degree of correlation. Failure to achieve a high degree of correlation may prevent the Fund from achieving its investment objective.

Factors that may adversely affect the Fund's correlation with the Index include fees, expenses, transaction costs, income items, valuation methodology, accounting standards and disruptions or illiquidity in the markets for the financial instruments in which the Fund invests. The Fund may not have investment exposure to all of the securities in the Index, or its weighting of investment exposure to securities may be different from that of the Index. In addition, the Fund may

invest in securities not included in the Index. The Fund may take or refrain from taking positions in order to improve tax efficiency, comply with regulatory restrictions, or for other reasons, each of which may negatively affect the Fund's correlation with the Index. The Fund may also be subject to large movements of assets into and out of the Fund, potentially resulting in the Fund being over- or underexposed to the Index and may be impacted by Index reconstitutions and Index rebalancing events. Additionally, the Fund's underlying investments may trade on markets that may not be open on the same day as the Fund, which may cause a difference between the performance of the Fund and the performance of the Index on such day. Any of these factors could decrease correlation between the performance of the Fund and the Index and may hinder the Fund's ability to meet its investment objective.

- **Counterparty Risk** — Investing in derivatives and repurchase agreements involves entering into contracts with third parties (i.e., counterparties). The use of derivatives involves risks that are different from those associated with ordinary portfolio securities transactions. The Fund will be subject to credit risk (i.e., the risk that a counterparty is or is perceived to be unwilling or unable to make timely payments or otherwise meet its contractual obligations) with respect to the amount it expects to receive from counterparties to derivatives and repurchase agreements entered into by the Fund. If a counterparty becomes bankrupt or fails to perform its obligations, or if any collateral posted by the counterparty for the benefit of the Fund is insufficient or there are delays in the Fund's ability to access such collateral, the value of an investment in the Fund may decline.
- **Exposure to Small- and Mid-Cap Company Investment Risk** — The risk of equity investing may be particularly acute for securities of issuers with smaller market capitalizations. Small- and mid-cap companies may have limited product lines or resources, may be dependent upon a particular market niche and may have greater fluctuations in price than the stocks of larger companies. Small- and mid-cap companies may lack the financial and personnel resources to handle economic or industry-wide setbacks and, as a result, such setbacks could have a greater effect on small- and mid-cap security prices. Additionally, small- and mid-cap company stocks may trade at greater spreads or lower trading volumes, and may be less liquid than the stocks of larger companies. Further, stocks of small- and mid-sized companies could be more difficult to liquidate during market downturns compared to larger, more widely traded companies.
- **Equity and Market Risk** — Equity markets are volatile, and the value of securities, swaps, futures and other instruments correlated with equity markets may fluctuate dramatically from day to day. Equity markets are subject to corporate, political, regulatory, market and economic developments, as well as developments that impact specific economic sectors, industries or segments of the market. Further, stocks in the

Index may underperform other equity investments. Volatility in the markets and/or market developments may cause the value of an investment in the Fund to decrease over short or long periods of time.

- **Concentration and Focused Investing** — The Index may concentrate (i.e., composed of securities that represent 25 percent or more of the value of the Index) or focus (i.e., composed of securities that represent a substantial portion of its value, but less than 25 percent) in an industry or group of industries. The Fund will allocate its investments to approximately the same extent as the Index. As a result, the Fund may be subject to greater market fluctuations than a fund that is more broadly invested across industries. Financial, economic, business, regulatory conditions, and other developments affecting issuers in a particular industry or group of industries will have a greater effect on the Fund, and if securities of the particular industry or group of industries as a group fall out of favor, the Fund could underperform, or its net asset value may be more volatile than, funds that have greater industry diversification.
- **Natural Disaster/Epidemic Risk** — Natural or environmental disasters, such as earthquakes, fires, floods, hurricanes, tsunamis and other severe weather-related phenomena generally, and widespread disease, including pandemics and epidemics (for example, the novel coronavirus COVID-19), have been and can be highly disruptive to economies and markets and have recently led, and may continue to lead, to increased market volatility and significant market losses. Such natural disaster and health crises could exacerbate political, social, and economic risks, and result in significant breakdowns, delays, shutdowns, social isolation, and other disruptions to important global, local and regional supply chains affected, with potential corresponding results on the operating performance of the Fund and its investments. A climate of uncertainty and panic, including the contagion of infectious viruses or diseases, may adversely affect global, regional, and local economies and reduce the availability of potential investment opportunities, and increases the difficulty of performing due diligence and modeling market conditions, potentially reducing the accuracy of financial projections. Under these circumstances, the Fund may have difficulty achieving its investment objectives which may adversely impact Fund performance. Further, such events can be highly disruptive to economies and markets, significantly disrupt the operations of individual companies (including, but not limited to, the Fund's investment advisor, third party service providers, and counterparties), sectors, industries, markets, securities and commodity exchanges, currencies, interest and inflation rates, credit ratings, investor sentiment, and other factors affecting the value of the Fund's investments. These factors can cause substantial market volatility, exchange trading suspensions and closures, changes in the availability of and the margin requirements for certain instruments, and can impact the

ability of the Fund to complete redemptions and otherwise affect Fund performance and Fund trading in the secondary market. A widespread crisis would also affect the global economy in ways that cannot necessarily be foreseen. How long such events will last and whether they will continue or recur cannot be predicted. Impacts from these could have a significant impact on the Fund's performance, resulting in losses to your investment.

• **Risk that Current Assumptions and Expectations Could Become Outdated As a Result of Global Economic Shock** —

The onset of the novel coronavirus (COVID-19) has caused significant shocks to global financial markets and economies, with many governments taking extreme actions to slow and contain the spread of COVID-19. These actions have had, and likely will continue to have, a severe economic impact on global economies as economic activity in some instances has essentially ceased. Financial markets across the globe are experiencing severe distress at least equal to what was experienced during the global financial crisis in 2008. In March 2020, U.S. equity markets entered a bear market in the fastest such move in the history of U.S. financial markets. During much of 2020, the unemployment rate in the U.S. was extremely high by historical standards. It is not possible to predict when unemployment and market conditions will return to more normal levels. The global economic shocks being experienced as of the date hereof may cause the underlying assumptions and expectations of the Fund to become outdated quickly or inaccurate, resulting in significant losses.

• **Non-Diversification Risk** — The Fund is classified as “non-diversified” under the Investment Company Act of 1940, as amended (“1940 Act”). This means it has the ability to invest a relatively high percentage of its assets in the securities of a small number of issuers or in financial instruments with a single counterparty or a few counterparties. This may increase the Fund's volatility and increase the risk that the Fund's performance will decline based on the performance of a single issuer or the credit of a single counterparty.

• **Index Performance Risk** — The Index is maintained by a third party provider unaffiliated with the Fund or ProFund Advisors. There can be no guarantee or assurance that the methodology used by the third party provider to create the Index will result in the Fund achieving positive returns. Further, there can be no guarantee that the methodology underlying the Index or the daily calculation of the Index will be free from error. It is also possible that the value of the Index may be subject to intentional manipulation by third-party market participants. The Index used by the Fund may underperform other asset classes and may underperform other similar indices. Each of these factors could have a negative impact on the performance of the Fund.

• **Active Investor Risk** — The Fund permits short-term trading of its securities. A significant portion of assets invested in the Fund may come from professional money managers and

investors who use the Fund as part of active trading or tactical asset allocation strategies. These strategies often call for frequent trading to take advantage of anticipated changes in market conditions, which could increase portfolio turnover and may result in additional costs for the Fund. In addition, large movements of assets into and out of the Fund may have a negative impact on the Fund's ability to achieve its investment objective or maintain a consistent level of operating expenses. In certain circumstances, the Fund's expense ratio may vary from current estimates or the historical ratio disclosed in this Prospectus.

• **Early Close/Late Close/Trading Halt Risk** — An exchange or market may close early, close late or issue trading halts on specific securities or financial instruments. As a result, the ability to trade certain securities or financial instruments may be restricted, which may result in the Fund being unable to trade those and other related financial instruments at all. In these circumstances, the Fund may be unable to rebalance its portfolio, may be unable to accurately price its investments and/or may incur substantial trading losses.

• **Liquidity Risk** — In certain circumstances, such as the disruption of the orderly markets for the financial instruments in which the Fund invests, the Fund might not be able to acquire or dispose of certain holdings quickly or at prices that represent true market value in the judgment of ProFund Advisors. Markets for the financial instruments in which the Fund invests may be disrupted by a number of events, including but not limited to economic crises, political crises, health crises, natural disasters, excessive volatility, new legislation, or regulatory changes inside or outside of the U.S. For example, regulation limiting the ability of certain financial institutions to invest in certain financial instruments would likely reduce the liquidity of those instruments. These situations may prevent the Fund from limiting losses, realizing gains or achieving a high correlation with the Index.

• **Portfolio Turnover Risk** — The Fund may incur high portfolio turnover to manage the Fund's investment exposure. Additionally, active trading of the Fund's shares may cause more frequent purchase and sales activities that could, in certain circumstances, increase the number of portfolio transactions. High levels of portfolio transactions increase brokerage and other transaction costs and may result in increased taxable capital gains. Each of these factors could have a negative impact on the performance of the Fund.

• **Tax Risk** — In order to qualify for the special tax treatment accorded a regulated investment company (“RIC”) and its shareholders, the Fund must derive at least 90% of its gross income for each taxable year from “qualifying income,” meet certain asset diversification tests at the end of each taxable quarter, and meet annual distribution requirements. The Fund's pursuit of its investment strategies will potentially be limited by the Fund's intention to qualify for such treatment and could adversely affect the Fund's ability to so qualify. The Fund can make certain investments, the treatment of which



for these purposes is unclear. If, in any year, the Fund were to fail to qualify for the special tax treatment accorded a RIC and its shareholders, and were ineligible to or were not to cure such failure, the Fund would be taxed in the same manner as an ordinary corporation subject to U.S. federal income tax on all its income at the fund level. The resulting taxes could substantially reduce the Fund's net assets and the amount of income available for distribution. In addition, in order to requalify for taxation as a RIC, the Fund could be required to recognize unrealized gains, pay substantial taxes and interest, and make certain distributions. Please see the Statement of Additional Information for more information.

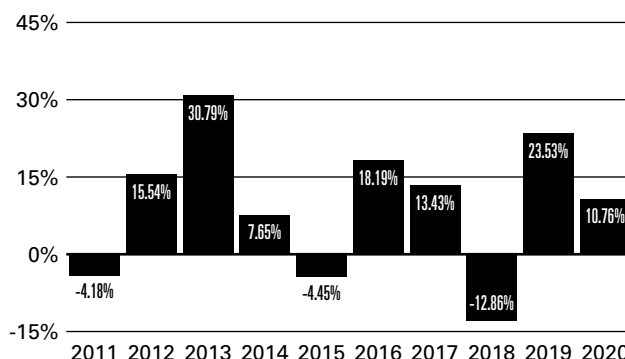
- **Valuation Risk** — In certain circumstances (e.g., if ProFund Advisors believes market quotations do not accurately reflect the fair value of an investment, or a trading halt closes an exchange or market early), ProFund Advisors may, in its sole discretion, choose to determine a fair value price as the basis for determining the market value of such investment for such day. The fair value of an investment determined by ProFund Advisors may be different from other value determinations of the same investment. Portfolio investments that are valued using techniques other than market quotations, including "fair valued" investments, may be subject to greater fluctuation in their value from one day to the next than would be the case if market quotations were used. In addition, there is no assurance that the Fund could sell a portfolio investment for the value established for it at any time, and it is possible that the Fund would incur a loss because a portfolio investment is sold at a discount to its established value.

Please see "Investment Objectives, Principal Investment Strategies and Related Risks" in the Fund's Prospectus for additional details.

## Investment Results

The bar chart below shows how the Fund's investment results have varied from year to year, and the table shows how the Fund's average annual total returns for various periods compare with a broad measure of market performance. This information provides some indication of the risks of investing in the Fund. The Fund's performance information reflects applicable fee waivers and/or expense limitations in effect during the period presented. Absent such fee waivers/expense limitations, if any, performance would have been lower. It does not reflect charges and fees associated with a separate account that invests in the Fund or any insurance contract for which it is an investment option. Charges and fees will reduce returns. Past results are not predictive of future results.

## Annual Returns as of December 31



Best Quarter (ended 12/31/2020): **23.55%**

Worst Quarter (ended 3/31/2020): **-30.26%**

The year-to-date return as of the most recent quarter, which ended March 31, 2021, was 12.89%.

## Average Annual Total Returns

As of December 31, 2020

	One Year	Five Years	Ten Years	Inception Date
ProFund VP Mid-Cap	10.76%	9.83%	9.06%	8/31/2007
S&P MidCap 400® <sup>1</sup>	13.66%	12.35%	11.51%	

<sup>1</sup> Reflects no deduction for fees, expenses or taxes. Adjusted to reflect the reinvestment of dividends paid by issuers in the Index.

## Management

The Fund is advised by ProFund Advisors. Michael Neches, Senior Portfolio Manager, and Devin Sullivan, Portfolio Manager, have jointly and primarily managed the Fund since October 2013 and March 2018, respectively.

## Purchase and Sale of Fund Shares

Shares are available for purchase by insurance company separate accounts to serve as an investment medium for variable insurance contracts, and by qualified pension and retirement plans, certain insurance companies, and ProFund Advisors. Investors do not contact the Fund directly to purchase or redeem shares. Please refer to the prospectus of the relevant separate account for information on the allocation of premiums and on transfers of accumulated value among sub-accounts of the separate accounts that invest in the Fund.

**Tax Information**

The Fund normally distributes its net investment income and net realized capital gains, if any, to its shareholders. If you are a holder of a contract or policy that invests in the Fund through an insurance company separate account, then these distributions will generally not be taxable to you; please consult the prospectus or other information provided to you by the insurance company regarding the tax consequences of your contract or policy. If you are a holder of such a contract or policy, or if you are investing through a pension or retirement plan that is a tax-advantaged arrangement, you may be taxed later upon distributions with respect to or from those contracts or arrangements. The Fund intends to distribute income, if any, and capital gains, if any, at least annually.

**Payments to Insurance Companies and Other Financial Intermediaries**

The Fund or its distributor (and related companies) may pay insurance companies, which in turn may pay broker-dealers or other financial intermediaries (such as banks and insurance companies, or their related companies) for the sale and retention of variable contracts and/or policies which offer Fund shares. These payments may create a conflict of interest for a financial intermediary selling such variable contracts and/or policies, or may be a factor in the insurance company's decision to include the Fund as an investment option in its variable contract or policy. For more information, ask your financial advisor, visit your financial intermediary's website or consult the prospectus for the contract or policy.

## Investment Objective

ProFund VP Mid-Cap Growth (the “Fund”) seeks investment results, before fees and expenses, that track the performance of the S&P MidCap 400<sup>®</sup> Growth Index (the “Index”).

## Fees and Expenses of the Fund

The table below describes the fees and expenses that you may pay if you buy, hold, and sell shares of the Fund. The expenses shown do not reflect charges or fees associated with insurance company separate accounts or insurance contracts, which would have the effect of increasing overall expenses. Annuity and policy holders should consult the prospectus for their contract or policy for more information about such charges and fees.

### Annual Fund Operating Expenses

(expenses that you pay each year as a percentage of the value of your investment)

Investment Advisory Fees	0.75%
Distribution and Service (12b-1) Fees	0.25%
Other Expenses	0.78%

### Total Annual Fund Operating Expenses Before Fee

**Waivers and Expense Reimbursements** 1.78%

Fee Waivers/Reimbursements<sup>1</sup> -0.10%

### Total Annual Fund Operating Expenses After Fee

**Waivers and Expense Reimbursements** 1.68%

<sup>1</sup> ProFund Advisors LLC (“ProFund Advisors”) has contractually agreed to waive Investment Advisory and Management Services Fees and to reimburse Other Expenses to the extent Total Annual Fund Operating Expenses Before Fee Waivers and Expense Reimbursements, as a percentage of average daily net assets, exceed 1.68% through April 30, 2022. After such date, the expense limitation may be terminated or revised by ProFund Advisors. Amounts waived or reimbursed in a particular contractual period may be recouped by ProFund Advisors within three years of the end of that contractual period, however, such recoupment will be limited to the lesser of any expense limitation in place at the time of recoupment or the expense limitation in place at the time of waiver or reimbursement.

**Example:** This example is intended to help you compare the cost of investing in the Fund with the cost of investing in other mutual funds.

The example assumes that you invest \$10,000 in the Fund for the time periods indicated and then redeem all of your shares at the end of each period. The example also assumes that your investment has a 5% return each year and that the Fund’s operating expenses remain the same, except that the fee waiver/expense reimbursement is assumed only to pertain to the first year. It does not reflect separate account or insurance contract fees or charges. If these charges were reflected, expenses would be higher. Although your actual costs may be higher or lower, based on these assumptions your approximate costs would be:

	1 Year	3 Years	5 Years	10 Years
ProFund VP Mid-Cap Growth	\$171	\$551	\$955	\$2,086

The Fund pays transaction and financing costs associated with the purchase and sale of securities and derivatives. These costs are not reflected in the table or the example above.

## Portfolio Turnover

The Fund pays transaction costs, such as commissions, when it buys and sells securities (or “turns over” its portfolio). A higher portfolio turnover rate may indicate higher transaction costs. These costs, which are not reflected in the Annual Fund Operating Expenses or in the example above, affect the Fund’s performance. During the most recent fiscal year, the Fund’s annual portfolio turnover rate was 184% of the average value of its entire portfolio. This portfolio turnover rate is calculated without regard to cash instruments or derivatives transactions. If such transactions were included, the Fund’s portfolio turnover rate would be significantly higher.

## Principal Investment Strategies

The Fund invests in financial instruments that ProFund Advisors believes, in combination, should track the performance of the Index. The Index is constructed and maintained by S&P Dow Jones Indices LLC. The Index is designed to provide a comprehensive measure of mid-cap U.S. equity “growth” performance. It is an unmanaged float-adjusted, market capitalization-weighted index comprising of stocks from the S&P MidCap 400 that have been identified as being on the growth end of the growth-value spectrum as determined by S&P Dow Jones Indices LLC. The Index is published under the Bloomberg ticker symbol “MIDG.”

The Fund will invest principally in the financial instruments set forth below. The Fund expects that its cash balances maintained in connection with the use of financial instruments will typically be held in money market instruments.

- **Equity Securities** — The Fund invests in common stock issued by public companies.
- **Derivatives** — The Fund invests in derivatives, which are financial instruments whose value is derived from the value of an underlying asset or assets, such as stocks, bonds, funds (including exchange-traded funds (“ETFs”)), interest rates or indexes. The Fund invests in derivatives as a substitute for investing directly in stocks in order to gain exposure to the Index. These derivatives principally include:
  - **Swap Agreements** — Contracts entered into primarily with major global financial institutions for a specified period ranging from a day to more than one year. In a standard “swap” transaction, two parties agree to exchange the return (or differentials in rates of return) earned or realized on particular predetermined investments or instruments. The gross return to be exchanged or “swapped” between the parties is calculated with respect to a “notional amount,” e.g., the return on or change in value of a particular dollar

amount invested in a “basket” of securities or an ETF representing a particular index.

- **Futures Contracts** — Standardized contracts traded on, or subject to the rules of, an exchange that call for the future delivery of a specified quantity and type of asset at a specified time and place or, alternatively, may call for cash settlement.
- **Money Market Instruments** — The Fund invests in short-term cash instruments that have a remaining maturity of 397 days or less and exhibit high quality credit profiles, for example:
  - **U.S. Treasury Bills** — U.S. government securities that have initial maturities of one year or less, and are supported by the full faith and credit of the U.S. government.
  - **Repurchase Agreements** — Contracts in which a seller of securities, usually U.S. government securities or other money market instruments, agrees to buy the securities back at a specified time and price. Repurchase agreements are primarily used by the Fund as a short-term investment vehicle for cash positions.

ProFund Advisors uses a mathematical approach to investing. Using this approach, ProFund Advisors determines the type, quantity and mix of investment positions that it believes, in combination, the Fund should hold to produce returns consistent with the Fund’s investment objective. The Fund may invest in or gain exposure to only a representative sample of the securities in the Index or to securities not contained in the Index or in financial instruments, with the intent of obtaining exposure with aggregate characteristics similar to those of the Index. In managing the assets of the Fund, ProFund Advisors does not invest the assets of the Fund in securities or financial instruments based on ProFund Advisors’ view of the investment merit of a particular security, instrument, or company, nor does it conduct conventional investment research or analysis or forecast market movement or trends. The Fund seeks to remain fully invested at all times in securities and/or financial instruments that, in combination, provide exposure to the returns of the Index without regard to market conditions, trends or direction.

The Fund will concentrate or focus its investments in a particular industry or group of industries to approximately the same extent the Index is so concentrated or focused. As of December 31, 2020, the Index was not concentrated in an industry group, but was focused in the information technology, industrials, and health care industry groups.

Please see “Investment Objectives, Principal Investment Strategies and Related Risks” in the Fund’s Prospectus for additional details.

## Principal Risks

**You could lose money by investing in the Fund.**

The principal risks described below are intended to provide information about the factors likely to have a significant adverse impact on the Fund’s returns and consequently the value of an investment in the Fund. The risks are presented in an order intended to facilitate readability and their order does not imply that the realization of one risk is more likely to occur than another risk or likely to have a greater adverse impact than another risk.

- **Risks Associated with the Use of Derivatives** — Investing in derivatives may be considered aggressive and may expose the Fund to greater risks and may result in larger losses or smaller gains than investing directly in the reference asset(s) underlying those derivatives. These risks include counterparty risk, liquidity risk and increased correlation risk. When the Fund uses derivatives, there may be imperfect correlation between the value of the reference asset(s) underlying the derivative (e.g., the Index) and the derivative, which may prevent the Fund from achieving its investment objective. Because derivatives often require only a limited initial investment, the use of derivatives also may expose the Fund to losses in excess of those amounts initially invested. The Fund may use a combination of swaps on the Index and swaps on an ETF that is designed to track the performance of the Index. The performance of an ETF may not track the performance of the Index due to embedded costs and other factors. Thus, to the extent the Fund invests in swaps that use an ETF as the reference asset, the Fund may be subject to greater correlation risk and may not achieve as high a degree of correlation with the Index as it would if the Fund only used swaps on the Index. Moreover, with respect to the use of swap agreements, if the Index has a dramatic intraday move that causes a material decline in the Fund’s net assets, the terms of a swap agreement between the Fund and its counterparty may permit the counterparty to immediately close out the transaction with the Fund. In that event, the Fund may be unable to enter into another swap agreement or invest in other derivatives to achieve the desired exposure consistent with the Fund’s investment objective. This, in turn, may prevent the Fund from achieving its investment objective, even if the Index reverses all or a portion of its intraday move by the end of the day. As a result, the value of an investment in the Fund may change quickly and without warning. Any costs associated with using derivatives will also have the effect of lowering the Fund’s return.
- **Correlation Risk** — A number of factors may affect the Fund’s ability to achieve a high degree of correlation with the Index, and there is no guarantee that the Fund will achieve a high degree of correlation. Failure to achieve a high degree of correlation may prevent the Fund from achieving its investment objective.

Factors that may adversely affect the Fund’s correlation with the Index include fees, expenses, transaction costs, income

items, valuation methodology, accounting standards and disruptions or illiquidity in the markets for the financial instruments in which the Fund invests. The Fund may not have investment exposure to all of the securities in the Index, or its weighting of investment exposure to securities may be different from that of the Index. In addition, the Fund may invest in securities not included in the Index. The Fund may take or refrain from taking positions in order to improve tax efficiency, comply with regulatory restrictions, or for other reasons, each of which may negatively affect the Fund's correlation with the Index. The Fund may also be subject to large movements of assets into and out of the Fund, potentially resulting in the Fund being over- or underexposed to the Index and may be impacted by Index reconstitutions and Index rebalancing events. Additionally, the Fund's underlying investments may trade on markets that may not be open on the same day as the Fund, which may cause a difference between the performance of the Fund and the performance of the Index on such day. Any of these factors could decrease correlation between the performance of the Fund and the Index and may hinder the Fund's ability to meet its investment objective.

- **Counterparty Risk** — Investing in derivatives and repurchase agreements involves entering into contracts with third parties (i.e., counterparties). The use of derivatives involves risks that are different from those associated with ordinary portfolio securities transactions. The Fund will be subject to credit risk (i.e., the risk that a counterparty is or is perceived to be unwilling or unable to make timely payments or otherwise meet its contractual obligations) with respect to the amount it expects to receive from counterparties to derivatives and repurchase agreements entered into by the Fund. If a counterparty becomes bankrupt or fails to perform its obligations, or if any collateral posted by the counterparty for the benefit of the Fund is insufficient or there are delays in the Fund's ability to access such collateral, the value of an investment in the Fund may decline.
- **Exposure to Small- and Mid-Cap Company Investment Risk** — The risk of equity investing may be particularly acute for securities of issuers with smaller market capitalizations. Small- and mid-cap companies may have limited product lines or resources, may be dependent upon a particular market niche and may have greater fluctuations in price than the stocks of larger companies. Small- and mid-cap companies may lack the financial and personnel resources to handle economic or industry-wide setbacks and, as a result, such setbacks could have a greater effect on small- and mid-cap security prices. Additionally, small- and mid-cap company stocks may trade at greater spreads or lower trading volumes, and may be less liquid than the stocks of larger companies. Further, stocks of small- and mid-sized companies could be more difficult to liquidate during market downturns compared to larger, more widely traded companies.

- **Growth Investing Risk** — An investment in growth stocks may be susceptible to rapid price swings, especially during periods of economic uncertainty. Growth stocks typically have little or no dividend income to cushion the effect of adverse market conditions and may be particularly volatile in the event of earnings disappointments or other financial difficulties experienced by the issuer.
- **Equity and Market Risk** — Equity markets are volatile, and the value of securities, swaps, futures and other instruments correlated with equity markets may fluctuate dramatically from day to day. Equity markets are subject to corporate, political, regulatory, market and economic developments, as well as developments that impact specific economic sectors, industries or segments of the market. Further, stocks in the Index may underperform other equity investments. Volatility in the markets and/or market developments may cause the value of an investment in the Fund to decrease over short or long periods of time.
- **Concentration and Focused Investing** — The Index may concentrate (i.e., composed of securities that represent 25 percent or more of the value of the Index) or focus (i.e., composed of securities that represent a substantial portion of its value, but less than 25 percent) in an industry or group of industries. The Fund will allocate its investments to approximately the same extent as the Index. As a result, the Fund may be subject to greater market fluctuations than a fund that is more broadly invested across industries. Financial, economic, business, regulatory conditions, and other developments affecting issuers in a particular industry or group of industries will have a greater effect on the Fund, and if securities of the particular industry or group of industries as a group fall out of favor, the Fund could underperform, or its net asset value may be more volatile than, funds that have greater industry diversification.
- **Exposure to Large-Cap Company Investment Risk** — Although returns on investments in large-cap companies are often perceived as being less volatile than the returns of companies with smaller market capitalizations, the return on large-cap securities could trail the returns on investments in smaller and mid-sized companies for a number of reasons. For example, large-cap companies may be unable to respond quickly to new competitive challenges, such as changes in technology, and also may not be able to attain the high growth rate of successful smaller companies.
- **Natural Disaster/Epidemic Risk** — Natural or environmental disasters, such as earthquakes, fires, floods, hurricanes, tsunamis and other severe weather-related phenomena generally, and widespread disease, including pandemics and epidemics (for example, the novel coronavirus COVID-19), have been and can be highly disruptive to economies and markets and have recently led, and may continue to lead, to increased market volatility and significant



market losses. Such natural disaster and health crises could exacerbate political, social, and economic risks, and result in significant breakdowns, delays, shutdowns, social isolation, and other disruptions to important global, local and regional supply chains affected, with potential corresponding results on the operating performance of the Fund and its investments. A climate of uncertainty and panic, including the contagion of infectious viruses or diseases, may adversely affect global, regional, and local economies and reduce the availability of potential investment opportunities, and increases the difficulty of performing due diligence and modeling market conditions, potentially reducing the accuracy of financial projections. Under these circumstances, the Fund may have difficulty achieving its investment objectives which may adversely impact Fund performance. Further, such events can be highly disruptive to economies and markets, significantly disrupt the operations of individual companies (including, but not limited to, the Fund's investment advisor, third party service providers, and counterparties), sectors, industries, markets, securities and commodity exchanges, currencies, interest and inflation rates, credit ratings, investor sentiment, and other factors affecting the value of the Fund's investments. These factors can cause substantial market volatility, exchange trading suspensions and closures, changes in the availability of and the margin requirements for certain instruments, and can impact the ability of the Fund to complete redemptions and otherwise affect Fund performance and Fund trading in the secondary market. A widespread crisis would also affect the global economy in ways that cannot necessarily be foreseen. How long such events will last and whether they will continue or recur cannot be predicted. Impacts from these could have a significant impact on the Fund's performance, resulting in losses to your investment.

• **Risk that Current Assumptions and Expectations Could Become Outdated As a Result of Global Economic Shock** —

The onset of the novel coronavirus (COVID-19) has caused significant shocks to global financial markets and economies, with many governments taking extreme actions to slow and contain the spread of COVID-19. These actions have had, and likely will continue to have, a severe economic impact on global economies as economic activity in some instances has essentially ceased. Financial markets across the globe are experiencing severe distress at least equal to what was experienced during the global financial crisis in 2008. In March 2020, U.S. equity markets entered a bear market in the fastest such move in the history of U.S. financial markets. During much of 2020, the unemployment rate in the U.S. was extremely high by historical standards. It is not possible to predict when unemployment and market conditions will return to more normal levels. The global economic shocks being experienced as of the date hereof may cause the underlying assumptions and expectations of the Fund to become outdated quickly or inaccurate, resulting in significant losses.

- **Index Performance Risk** — The Index is maintained by a third party provider unaffiliated with the Fund or ProFund Advisors. There can be no guarantee or assurance that the methodology used by the third party provider to create the Index will result in the Fund achieving positive returns. Further, there can be no guarantee that the methodology underlying the Index or the daily calculation of the Index will be free from error. It is also possible that the value of the Index may be subject to intentional manipulation by third-party market participants. The Index used by the Fund may underperform other asset classes and may underperform other similar indices. Each of these factors could have a negative impact on the performance of the Fund.
- **Active Investor Risk** — The Fund permits short-term trading of its securities. A significant portion of assets invested in the Fund may come from professional money managers and investors who use the Fund as part of active trading or tactical asset allocation strategies. These strategies often call for frequent trading to take advantage of anticipated changes in market conditions, which could increase portfolio turnover and may result in additional costs for the Fund. In addition, large movements of assets into and out of the Fund may have a negative impact on the Fund's ability to achieve its investment objective or maintain a consistent level of operating expenses. In certain circumstances, the Fund's expense ratio may vary from current estimates or the historical ratio disclosed in this Prospectus.
- **Early Close/Late Close/Trading Halt Risk** — An exchange or market may close early, close late or issue trading halts on specific securities or financial instruments. As a result, the ability to trade certain securities or financial instruments may be restricted, which may result in the Fund being unable to trade those and other related financial instruments at all. In these circumstances, the Fund may be unable to rebalance its portfolio, may be unable to accurately price its investments and/or may incur substantial trading losses.
- **Liquidity Risk** — In certain circumstances, such as the disruption of the orderly markets for the financial instruments in which the Fund invests, the Fund might not be able to acquire or dispose of certain holdings quickly or at prices that represent true market value in the judgment of ProFund Advisors. Markets for the financial instruments in which the Fund invests may be disrupted by a number of events, including but not limited to economic crises, political crises, health crises, natural disasters, excessive volatility, new legislation, or regulatory changes inside or outside of the U.S. For example, regulation limiting the ability of certain financial institutions to invest in certain financial instruments would likely reduce the liquidity of those instruments. These situations may prevent the Fund from limiting losses, realizing gains or achieving a high correlation with the Index.
- **Portfolio Turnover Risk** — The Fund may incur high portfolio turnover to manage the Fund's investment exposure.

Additionally, active trading of the Fund's shares may cause more frequent purchase and sales activities that could, in certain circumstances, increase the number of portfolio transactions. High levels of portfolio transactions increase brokerage and other transaction costs and may result in increased taxable capital gains. Each of these factors could have a negative impact on the performance of the Fund.

- **Tax Risk** — In order to qualify for the special tax treatment accorded a regulated investment company ("RIC") and its shareholders, the Fund must derive at least 90% of its gross income for each taxable year from "qualifying income," meet certain asset diversification tests at the end of each taxable quarter, and meet annual distribution requirements. The Fund's pursuit of its investment strategies will potentially be limited by the Fund's intention to qualify for such treatment and could adversely affect the Fund's ability to so qualify. The Fund can make certain investments, the treatment of which for these purposes is unclear. If, in any year, the Fund were to fail to qualify for the special tax treatment accorded a RIC and its shareholders, and were ineligible to or were not to cure such failure, the Fund would be taxed in the same manner as an ordinary corporation subject to U.S. federal income tax on all its income at the fund level. The resulting taxes could substantially reduce the Fund's net assets and the amount of income available for distribution. In addition, in order to requalify for taxation as a RIC, the Fund could be required to recognize unrealized gains, pay substantial taxes and interest, and make certain distributions. Please see the Statement of Additional Information for more information.

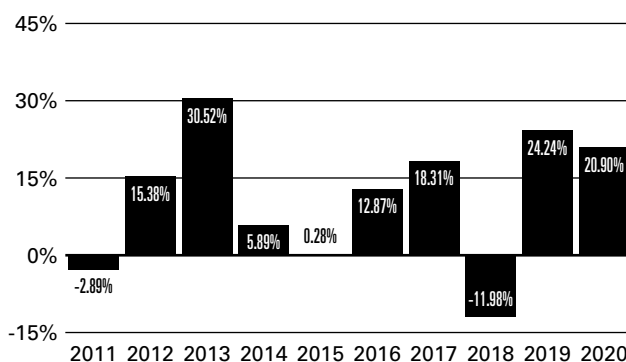
- **Valuation Risk** — In certain circumstances (e.g., if ProFund Advisors believes market quotations do not accurately reflect the fair value of an investment, or a trading halt closes an exchange or market early), ProFund Advisors may, in its sole discretion, choose to determine a fair value price as the basis for determining the market value of such investment for such day. The fair value of an investment determined by ProFund Advisors may be different from other value determinations of the same investment. Portfolio investments that are valued using techniques other than market quotations, including "fair valued" investments, may be subject to greater fluctuation in their value from one day to the next than would be the case if market quotations were used. In addition, there is no assurance that the Fund could sell a portfolio investment for the value established for it at any time, and it is possible that the Fund would incur a loss because a portfolio investment is sold at a discount to its established value.

Please see "Investment Objectives, Principal Investment Strategies and Related Risks" in the Fund's Prospectus for additional details.

## Investment Results

The bar chart below shows how the Fund's investment results have varied from year to year, and the table shows how the Fund's average annual total returns for various periods compare with a broad measure of market performance. This information provides some indication of the risks of investing in the Fund. The Fund's performance information reflects applicable fee waivers and/or expense limitations in effect during the period presented. Absent such fee waivers/expense limitations, if any, performance would have been lower. It does not reflect charges and fees associated with a separate account that invests in the Fund or any insurance contract for which it is an investment option. Charges and fees will reduce returns. Past results are not predictive of future results.

### Annual Returns as of December 31



Best Quarter (ended 6/30/2020): **25.67%**

Worst Quarter (ended 3/31/2020): **-25.11%**

The year-to-date return as of the most recent quarter, which ended March 31, 2021, was 8.18%.

### Average Annual Total Returns

As of December 31, 2020

	One Year	Five Years	Ten Years	Inception Date
ProFund VP Mid-Cap Growth	20.90%	12.04%	10.61%	5/1/2002
<b>S&amp;P MidCap 400® Growth Index<sup>1</sup></b>	<b>22.77%</b>	<b>13.86%</b>	<b>12.47%</b>	

<sup>1</sup> Reflects no deduction for fees, expenses or taxes. Adjusted to reflect the reinvestment of dividends paid by issuers in the Index.

## Management

The Fund is advised by ProFund Advisors. Michael Neches, Senior Portfolio Manager, and Devin Sullivan, Portfolio Manager, have jointly and primarily managed the Fund since October 2013 and March 2018, respectively.

## Purchase and Sale of Fund Shares

Shares are available for purchase by insurance company separate accounts to serve as an investment medium for variable insurance contracts, and by qualified pension and retirement plans, certain insurance companies, and ProFund Advisors. Investors do not contact the Fund directly to purchase or redeem shares. Please refer to the prospectus of the relevant separate account for information on the allocation of premiums and on transfers of accumulated value among sub-accounts of the separate accounts that invest in the Fund.

## Tax Information

The Fund normally distributes its net investment income and net realized capital gains, if any, to its shareholders. If you are a holder of a contract or policy that invests in the Fund through an insurance company separate account, then these distributions will generally not be taxable to you; please consult the prospectus or other information provided to you by the insurance company regarding the tax consequences of your contract or policy. If you are a holder of such a contract or policy, or if you are investing

through a pension or retirement plan that is a tax-advantaged arrangement, you may be taxed later upon distributions with respect to or from those contracts or arrangements. The Fund intends to distribute income, if any, and capital gains, if any, at least annually.

## Payments to Insurance Companies and Other Financial Intermediaries

The Fund or its distributor (and related companies) may pay insurance companies, which in turn may pay broker-dealers or other financial intermediaries (such as banks and insurance companies, or their related companies) for the sale and retention of variable contracts and/or policies which offer Fund shares. These payments may create a conflict of interest for a financial intermediary selling such variable contracts and/or policies, or may be a factor in the insurance company's decision to include the Fund as an investment option in its variable contract or policy. For more information, ask your financial advisor, visit your financial intermediary's website or consult the prospectus for the contract or policy.

## Investment Objective

ProFund VP Mid-Cap Value (the “Fund”) seeks investment results, before fees and expenses, that track the performance of the S&P MidCap 400<sup>®</sup> Value Index (the “Index”).

## Fees and Expenses of the Fund

The table below describes the fees and expenses that you may pay if you buy, hold, and sell shares of the Fund. The expenses shown do not reflect charges or fees associated with insurance company separate accounts or insurance contracts, which would have the effect of increasing overall expenses. Annuity and policy holders should consult the prospectus for their contract or policy for more information about such charges and fees.

### Annual Fund Operating Expenses

(expenses that you pay each year as a percentage of the value of your investment)

Investment Advisory Fees	0.75%
Distribution and Service (12b-1) Fees	0.25%
Other Expenses	0.80%

### Total Annual Fund Operating Expenses Before Fee

**Waivers and Expense Reimbursements** 1.80%

Fee Waivers/Reimbursements<sup>1</sup> -0.12%

### Total Annual Fund Operating Expenses After Fee

**Waivers and Expense Reimbursements** 1.68%

<sup>1</sup> ProFund Advisors LLC (“ProFund Advisors”) has contractually agreed to waive Investment Advisory and Management Services Fees and to reimburse Other Expenses to the extent Total Annual Fund Operating Expenses Before Fee Waivers and Expense Reimbursements, as a percentage of average daily net assets, exceed 1.68% through April 30, 2022. After such date, the expense limitation may be terminated or revised by ProFund Advisors. Amounts waived or reimbursed in a particular contractual period may be recouped by ProFund Advisors within three years of the end of that contractual period, however, such recoupment will be limited to the lesser of any expense limitation in place at the time of recoupment or the expense limitation in place at the time of waiver or reimbursement.

**Example:** This example is intended to help you compare the cost of investing in the Fund with the cost of investing in other mutual funds.

The example assumes that you invest \$10,000 in the Fund for the time periods indicated and then redeem all of your shares at the end of each period. The example also assumes that your investment has a 5% return each year and that the Fund’s operating expenses remain the same, except that the fee waiver/expense reimbursement is assumed only to pertain to the first year. It does not reflect separate account or insurance contract fees or charges. If these charges were reflected, expenses would be higher. Although your actual costs may be higher or lower, based on these assumptions your approximate costs would be:

	1 Year	3 Years	5 Years	10 Years
ProFund VP Mid-Cap Value	\$171	\$555	\$964	\$2,106

The Fund pays transaction and financing costs associated with the purchase and sale of securities and derivatives. These costs are not reflected in the table or the example above.

## Portfolio Turnover

The Fund pays transaction costs, such as commissions, when it buys and sells securities (or “turns over” its portfolio). A higher portfolio turnover rate may indicate higher transaction costs. These costs, which are not reflected in the Annual Fund Operating Expenses or in the example above, affect the Fund’s performance. During the most recent fiscal year, the Fund’s annual portfolio turnover rate was 163% of the average value of its entire portfolio. This portfolio turnover rate is calculated without regard to cash instruments or derivatives transactions. If such transactions were included, the Fund’s portfolio turnover rate would be significantly higher.

## Principal Investment Strategies

The Fund invests in financial instruments that ProFund Advisors believes, in combination, should track the performance of the Index. The Index is constructed and maintained by S&P Dow Jones Indices LLC. The Index is designed to provide a comprehensive measure of mid-cap U.S. equity “value” performance. It is an unmanaged float-adjusted, market capitalization weighted index comprising of stocks from the S&P MidCap 400 that have been identified as being on the value end of the growth-value spectrum as determined by S&P Dow Jones Indices LLC. The Index is published under the Bloomberg ticker symbol “MIDV.”

The Fund will invest principally in the financial instruments set forth below. The Fund expects that its cash balances maintained in connection with the use of financial instruments will typically be held in money market instruments.

- **Equity Securities** — The Fund invests in common stock issued by public companies.
- **Derivatives** — The Fund invests in derivatives, which are financial instruments whose value is derived from the value of an underlying asset or assets, such as stocks, bonds, funds (including exchange-traded funds (“ETFs”)), interest rates or indexes. The Fund invests in derivatives as a substitute for investing directly in stocks in order to gain exposure to the Index. These derivatives principally include:
  - **Swap Agreements** — Contracts entered into primarily with major global financial institutions for a specified period ranging from a day to more than one year. In a standard “swap” transaction, two parties agree to exchange the return (or differentials in rates of return) earned or realized on particular predetermined investments or instruments. The gross return to be exchanged or “swapped” between the parties is calculated with respect to a “notional amount,” e.g., the return on or change in value of a particular dollar

amount invested in a “basket” of securities or an ETF representing a particular index.

- **Futures Contracts** — Standardized contracts traded on, or subject to the rules of, an exchange that call for the future delivery of a specified quantity and type of asset at a specified time and place or, alternatively, may call for cash settlement.
- **Money Market Instruments** — The Fund invests in short-term cash instruments that have a remaining maturity of 397 days or less and exhibit high quality credit profiles, for example:
  - **U.S. Treasury Bills** — U.S. government securities that have initial maturities of one year or less, and are supported by the full faith and credit of the U.S. government.
  - **Repurchase Agreements** — Contracts in which a seller of securities, usually U.S. government securities or other money market instruments, agrees to buy the securities back at a specified time and price. Repurchase agreements are primarily used by the Fund as a short-term investment vehicle for cash positions.

ProFund Advisors uses a mathematical approach to investing. Using this approach, ProFund Advisors determines the type, quantity and mix of investment positions that it believes, in combination, the Fund should hold to produce returns consistent with the Fund’s investment objective. The Fund may invest in or gain exposure to only a representative sample of the securities in the Index or to securities not contained in the Index or in financial instruments, with the intent of obtaining exposure with aggregate characteristics similar to those of the Index. In managing the assets of the Fund, ProFund Advisors does not invest the assets of the Fund in securities or financial instruments based on ProFund Advisors’ view of the investment merit of a particular security, instrument, or company, nor does it conduct conventional investment research or analysis or forecast market movement or trends. The Fund seeks to remain fully invested at all times in securities and/or financial instruments that, in combination, provide exposure to the returns of the Index without regard to market conditions, trends or direction.

The Fund will concentrate or focus its investments in a particular industry or group of industries to approximately the same extent the Index is so concentrated or focused. As of December 31, 2020, the Index was not concentrated in an industry group, but was focused in the financials and industrials industry groups.

Please see “Investment Objectives, Principal Investment Strategies and Related Risks” in the Fund’s Prospectus for additional details.

## Principal Risks

### You could lose money by investing in the Fund.

The principal risks described below are intended to provide information about the factors likely to have a significant adverse

impact on the Fund’s returns and consequently the value of an investment in the Fund. The risks are presented in an order intended to facilitate readability and their order does not imply that the realization of one risk is more likely to occur than another risk or likely to have a greater adverse impact than another risk.

- **Risks Associated with the Use of Derivatives** — Investing in derivatives may be considered aggressive and may expose the Fund to greater risks and may result in larger losses or smaller gains than investing directly in the reference asset(s) underlying those derivatives. These risks include counterparty risk, liquidity risk and increased correlation risk. When the Fund uses derivatives, there may be imperfect correlation between the value of the reference asset(s) underlying the derivative (e.g., the Index) and the derivative, which may prevent the Fund from achieving its investment objective. Because derivatives often require only a limited initial investment, the use of derivatives also may expose the Fund to losses in excess of those amounts initially invested. The Fund may use a combination of swaps on the Index and swaps on an ETF that is designed to track the performance of the Index. The performance of an ETF may not track the performance of the Index due to embedded costs and other factors. Thus, to the extent the Fund invests in swaps that use an ETF as the reference asset, the Fund may be subject to greater correlation risk and may not achieve as high a degree of correlation with the Index as it would if the Fund only used swaps on the Index. Moreover, with respect to the use of swap agreements, if the Index has a dramatic intraday move that causes a material decline in the Fund’s net assets, the terms of a swap agreement between the Fund and its counterparty may permit the counterparty to immediately close out the transaction with the Fund. In that event, the Fund may be unable to enter into another swap agreement or invest in other derivatives to achieve the desired exposure consistent with the Fund’s investment objective. This, in turn, may prevent the Fund from achieving its investment objective, even if the Index reverses all or a portion of its intraday move by the end of the day. As a result, the value of an investment in the Fund may change quickly and without warning. Any costs associated with using derivatives will also have the effect of lowering the Fund’s return.
- **Correlation Risk** — A number of factors may affect the Fund’s ability to achieve a high degree of correlation with the Index, and there is no guarantee that the Fund will achieve a high degree of correlation. Failure to achieve a high degree of correlation may prevent the Fund from achieving its investment objective.

Factors that may adversely affect the Fund’s correlation with the Index include fees, expenses, transaction costs, income items, valuation methodology, accounting standards and disruptions or illiquidity in the markets for the financial instruments in which the Fund invests. The Fund may not have investment exposure to all of the securities in the Index, or its



weighting of investment exposure to securities may be different from that of the Index. In addition, the Fund may invest in securities not included in the Index. The Fund may take or refrain from taking positions in order to improve tax efficiency, comply with regulatory restrictions, or for other reasons, each of which may negatively affect the Fund's correlation with the Index. The Fund may also be subject to large movements of assets into and out of the Fund, potentially resulting in the Fund being over- or underexposed to the Index and may be impacted by Index reconstitutions and Index rebalancing events. Additionally, the Fund's underlying investments may trade on markets that may not be open on the same day as the Fund, which may cause a difference between the performance of the Fund and the performance of the Index on such day. Any of these factors could decrease correlation between the performance of the Fund and the Index and may hinder the Fund's ability to meet its investment objective.

- **Counterparty Risk** — Investing in derivatives and repurchase agreements involves entering into contracts with third parties (i.e., counterparties). The use of derivatives involves risks that are different from those associated with ordinary portfolio securities transactions. The Fund will be subject to credit risk (i.e., the risk that a counterparty is or is perceived to be unwilling or unable to make timely payments or otherwise meet its contractual obligations) with respect to the amount it expects to receive from counterparties to derivatives and repurchase agreements entered into by the Fund. If a counterparty becomes bankrupt or fails to perform its obligations, or if any collateral posted by the counterparty for the benefit of the Fund is insufficient or there are delays in the Fund's ability to access such collateral, the value of an investment in the Fund may decline.
- **Exposure to Small- and Mid-Cap Company Investment Risk** — The risk of equity investing may be particularly acute for securities of issuers with smaller market capitalizations. Small- and mid-cap companies may have limited product lines or resources, may be dependent upon a particular market niche and may have greater fluctuations in price than the stocks of larger companies. Small- and mid-cap companies may lack the financial and personnel resources to handle economic or industry-wide setbacks and, as a result, such setbacks could have a greater effect on small- and mid-cap security prices. Additionally, small- and mid-cap company stocks may trade at greater spreads or lower trading volumes, and may be less liquid than the stocks of larger companies. Further, stocks of small- and mid-sized companies could be more difficult to liquidate during market downturns compared to larger, more widely traded companies.
- **Value Investing Risk** — Value investing carries the risk that the market will not recognize a security's intrinsic value for a long time, or that a stock deemed to be undervalued by the relevant index methodology may actually be appropriately priced or overvalued.
- **Equity and Market Risk** — Equity markets are volatile, and the value of securities, swaps, futures and other instruments correlated with equity markets may fluctuate dramatically from day to day. Equity markets are subject to corporate, political, regulatory, market and economic developments, as well as developments that impact specific economic sectors, industries or segments of the market. Further, stocks in the Index may underperform other equity investments. Volatility in the markets and/or market developments may cause the value of an investment in the Fund to decrease over short or long periods of time.
- **Concentration and Focused Investing** — The Index may concentrate (i.e., composed of securities that represent 25 percent or more of the value of the Index) or focus (i.e., composed of securities that represent a substantial portion of its value, but less than 25 percent) in an industry or group of industries. The Fund will allocate its investments to approximately the same extent as the Index. As a result, the Fund may be subject to greater market fluctuations than a fund that is more broadly invested across industries. Financial, economic, business, regulatory conditions, and other developments affecting issuers in a particular industry or group of industries will have a greater effect on the Fund, and if securities of the particular industry or group of industries as a group fall out of favor, the Fund could underperform, or its net asset value may be more volatile than, funds that have greater industry diversification.
- **Natural Disaster/Epidemic Risk** — Natural or environmental disasters, such as earthquakes, fires, floods, hurricanes, tsunamis and other severe weather-related phenomena generally, and widespread disease, including pandemics and epidemics (for example, the novel coronavirus COVID-19), have been and can be highly disruptive to economies and markets and have recently led, and may continue to lead, to increased market volatility and significant market losses. Such natural disaster and health crises could exacerbate political, social, and economic risks, and result in significant breakdowns, delays, shutdowns, social isolation, and other disruptions to important global, local and regional supply chains affected, with potential corresponding results on the operating performance of the Fund and its investments. A climate of uncertainty and panic, including the contagion of infectious viruses or diseases, may adversely affect global, regional, and local economies and reduce the availability of potential investment opportunities, and increases the difficulty of performing due diligence and modeling market conditions, potentially reducing the accuracy of financial projections. Under these circumstances, the Fund may have difficulty achieving its investment objectives which may adversely impact Fund performance. Further, such events can be highly disruptive to economies and markets, significantly disrupt the operations of individual companies (including, but not limited to, the Fund's investment advisor, third party service providers, and

counterparties), sectors, industries, markets, securities and commodity exchanges, currencies, interest and inflation rates, credit ratings, investor sentiment, and other factors affecting the value of the Fund's investments. These factors can cause substantial market volatility, exchange trading suspensions and closures, changes in the availability of and the margin requirements for certain instruments, and can impact the ability of the Fund to complete redemptions and otherwise affect Fund performance and Fund trading in the secondary market. A widespread crisis would also affect the global economy in ways that cannot necessarily be foreseen. How long such events will last and whether they will continue or recur cannot be predicted. Impacts from these could have a significant impact on the Fund's performance, resulting in losses to your investment.

• **Risk that Current Assumptions and Expectations Could Become Outdated As a Result of Global Economic Shock** —

The onset of the novel coronavirus (COVID-19) has caused significant shocks to global financial markets and economies, with many governments taking extreme actions to slow and contain the spread of COVID-19. These actions have had, and likely will continue to have, a severe economic impact on global economies as economic activity in some instances has essentially ceased. Financial markets across the globe are experiencing severe distress at least equal to what was experienced during the global financial crisis in 2008. In March 2020, U.S. equity markets entered a bear market in the fastest such move in the history of U.S. financial markets. During much of 2020, the unemployment rate in the U.S. was extremely high by historical standards. It is not possible to predict when unemployment and market conditions will return to more normal levels. The global economic shocks being experienced as of the date hereof may cause the underlying assumptions and expectations of the Fund to become outdated quickly or inaccurate, resulting in significant losses.

• **Index Performance Risk** — The Index is maintained by a third party provider unaffiliated with the Fund or ProFund Advisors. There can be no guarantee or assurance that the methodology used by the third party provider to create the Index will result in the Fund achieving positive returns. Further, there can be no guarantee that the methodology underlying the Index or the daily calculation of the Index will be free from error. It is also possible that the value of the Index may be subject to intentional manipulation by third-party market participants. The Index used by the Fund may underperform other asset classes and may underperform other similar indices. Each of these factors could have a negative impact on the performance of the Fund.

• **Active Investor Risk** — The Fund permits short-term trading of its securities. A significant portion of assets invested in the Fund may come from professional money managers and investors who use the Fund as part of active trading or tactical asset allocation strategies. These strategies often call for

frequent trading to take advantage of anticipated changes in market conditions, which could increase portfolio turnover and may result in additional costs for the Fund. In addition, large movements of assets into and out of the Fund may have a negative impact on the Fund's ability to achieve its investment objective or maintain a consistent level of operating expenses. In certain circumstances, the Fund's expense ratio may vary from current estimates or the historical ratio disclosed in this Prospectus.

• **Early Close/Late Close/Trading Halt Risk** — An exchange or market may close early, close late or issue trading halts on specific securities or financial instruments. As a result, the ability to trade certain securities or financial instruments may be restricted, which may result in the Fund being unable to trade those and other related financial instruments at all. In these circumstances, the Fund may be unable to rebalance its portfolio, may be unable to accurately price its investments and/or may incur substantial trading losses.

• **Liquidity Risk** — In certain circumstances, such as the disruption of the orderly markets for the financial instruments in which the Fund invests, the Fund might not be able to acquire or dispose of certain holdings quickly or at prices that represent true market value in the judgment of ProFund Advisors. Markets for the financial instruments in which the Fund invests may be disrupted by a number of events, including but not limited to economic crises, political crises, health crises, natural disasters, excessive volatility, new legislation, or regulatory changes inside or outside of the U.S. For example, regulation limiting the ability of certain financial institutions to invest in certain financial instruments would likely reduce the liquidity of those instruments. These situations may prevent the Fund from limiting losses, realizing gains or achieving a high correlation with the Index.

• **Portfolio Turnover Risk** — The Fund may incur high portfolio turnover to manage the Fund's investment exposure. Additionally, active trading of the Fund's shares may cause more frequent purchase and sales activities that could, in certain circumstances, increase the number of portfolio transactions. High levels of portfolio transactions increase brokerage and other transaction costs and may result in increased taxable capital gains. Each of these factors could have a negative impact on the performance of the Fund.

• **Tax Risk** — In order to qualify for the special tax treatment accorded a regulated investment company ("RIC") and its shareholders, the Fund must derive at least 90% of its gross income for each taxable year from "qualifying income," meet certain asset diversification tests at the end of each taxable quarter, and meet annual distribution requirements. The Fund's pursuit of its investment strategies will potentially be limited by the Fund's intention to qualify for such treatment and could adversely affect the Fund's ability to so qualify. The Fund can make certain investments, the treatment of which for these purposes is unclear. If, in any year, the Fund were to

fail to qualify for the special tax treatment accorded a RIC and its shareholders, and were ineligible to or were not to cure such failure, the Fund would be taxed in the same manner as an ordinary corporation subject to U.S. federal income tax on all its income at the fund level. The resulting taxes could substantially reduce the Fund's net assets and the amount of income available for distribution. In addition, in order to requalify for taxation as a RIC, the Fund could be required to recognize unrealized gains, pay substantial taxes and interest, and make certain distributions. Please see the Statement of Additional Information for more information.

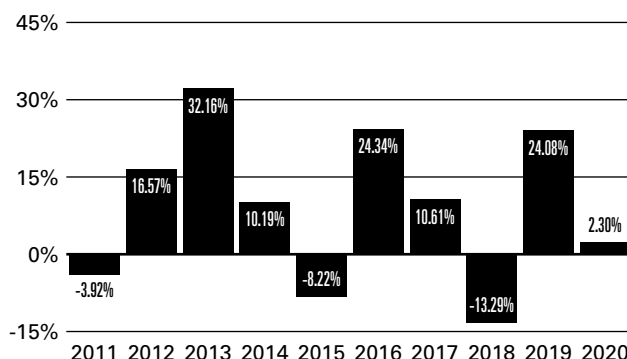
- **Valuation Risk** — In certain circumstances (e.g., if ProFund Advisors believes market quotations do not accurately reflect the fair value of an investment, or a trading halt closes an exchange or market early), ProFund Advisors may, in its sole discretion, choose to determine a fair value price as the basis for determining the market value of such investment for such day. The fair value of an investment determined by ProFund Advisors may be different from other value determinations of the same investment. Portfolio investments that are valued using techniques other than market quotations, including "fair valued" investments, may be subject to greater fluctuation in their value from one day to the next than would be the case if market quotations were used. In addition, there is no assurance that the Fund could sell a portfolio investment for the value established for it at any time, and it is possible that the Fund would incur a loss because a portfolio investment is sold at a discount to its established value.

Please see "Investment Objectives, Principal Investment Strategies and Related Risks" in the Fund's Prospectus for additional details.

## Investment Results

The bar chart below shows how the Fund's investment results have varied from year to year, and the table shows how the Fund's average annual total returns for various periods compare with a broad measure of market performance. This information provides some indication of the risks of investing in the Fund. The Fund's performance information reflects applicable fee waivers and/or expense limitations in effect during the period presented. Absent such fee waivers/expense limitations, if any, performance would have been lower. It does not reflect charges and fees associated with a separate account that invests in the Fund or any insurance contract for which it is an investment option. Charges and fees will reduce returns. Past results are not predictive of future results.

## Annual Returns as of December 31



Best Quarter (ended 12/31/2020): **28.17%**

Worst Quarter (ended 3/31/2020): **-35.33%**

The year-to-date return as of the most recent quarter, which ended March 31, 2021, was 17.96%.

## Average Annual Total Returns

As of December 31, 2020

	One Year	Five Years	Ten Years	Inception Date
ProFund VP Mid-Cap Value	2.30%	8.64%	8.52%	5/1/2002
<b>S&amp;P MidCap 400® Value Index<sup>1</sup></b>	<b>3.73%</b>	<b>10.37%</b>	<b>10.28%</b>	

<sup>1</sup> Reflects no deduction for fees, expenses or taxes. Adjusted to reflect the reinvestment of dividends paid by issuers in the Index.

## Management

The Fund is advised by ProFund Advisors. Michael Neches, Senior Portfolio Manager, and Devin Sullivan, Portfolio Manager, have jointly and primarily managed the Fund since October 2013 and March 2018, respectively.

## Purchase and Sale of Fund Shares

Shares are available for purchase by insurance company separate accounts to serve as an investment medium for variable insurance contracts, and by qualified pension and retirement plans, certain insurance companies, and ProFund Advisors. Investors do not contact the Fund directly to purchase or redeem shares. Please refer to the prospectus of the relevant separate account for information on the allocation of premiums and on transfers of accumulated value among sub-accounts of the separate accounts that invest in the Fund.

**Tax Information**

The Fund normally distributes its net investment income and net realized capital gains, if any, to its shareholders. If you are a holder of a contract or policy that invests in the Fund through an insurance company separate account, then these distributions will generally not be taxable to you; please consult the prospectus or other information provided to you by the insurance company regarding the tax consequences of your contract or policy. If you are a holder of such a contract or policy, or if you are investing through a pension or retirement plan that is a tax-advantaged arrangement, you may be taxed later upon distributions with respect to or from those contracts or arrangements. The Fund intends to distribute income, if any, and capital gains, if any, at least annually.

**Payments to Insurance Companies and Other Financial Intermediaries**

The Fund or its distributor (and related companies) may pay insurance companies, which in turn may pay broker-dealers or other financial intermediaries (such as banks and insurance companies, or their related companies) for the sale and retention of variable contracts and/or policies which offer Fund shares. These payments may create a conflict of interest for a financial intermediary selling such variable contracts and/or policies, or may be a factor in the insurance company's decision to include the Fund as an investment option in its variable contract or policy. For more information, ask your financial advisor, visit your financial intermediary's website or consult the prospectus for the contract or policy.

## Investment Objective

ProFund VP Nasdaq-100 (the “Fund”) seeks investment results, before fees and expenses, that track the performance of the Nasdaq-100<sup>®</sup> Index (the “Index”).

## Fees and Expenses of the Fund

The table below describes the fees and expenses that you may pay if you buy, hold, and sell shares of the Fund. The expenses shown do not reflect charges or fees associated with insurance company separate accounts or insurance contracts, which would have the effect of increasing overall expenses. Annuity and policy holders should consult the prospectus for their contract or policy for more information about such charges and fees.

### Annual Fund Operating Expenses

(expenses that you pay each year as a percentage of the value of your investment)

Investment Advisory Fees	0.75%
Distribution and Service (12b-1) Fees	0.25%
Other Expenses	0.73%

### Total Annual Fund Operating Expenses Before Fee

<b>Waivers and Expense Reimbursements</b>	1.73%
Fee Waivers/Reimbursements <sup>1</sup>	-0.05%

### Total Annual Fund Operating Expenses After Fee

<b>Waivers and Expense Reimbursements</b>	<b>1.68%</b>
-------------------------------------------	--------------

<sup>1</sup> ProFund Advisors LLC (“ProFund Advisors”) has contractually agreed to waive Investment Advisory and Management Services Fees and to reimburse Other Expenses to the extent Total Annual Fund Operating Expenses Before Fee Waivers and Expense Reimbursements, as a percentage of average daily net assets, exceed 1.68% through April 30, 2022. After such date, the expense limitation may be terminated or revised by ProFund Advisors. Amounts waived or reimbursed in a particular contractual period may be recouped by ProFund Advisors within three years of the end of that contractual period, however, such recoupment will be limited to the lesser of any expense limitation in place at the time of recoupment or the expense limitation in place at the time of waiver or reimbursement.

**Example:** This example is intended to help you compare the cost of investing in the Fund with the cost of investing in other mutual funds.

The example assumes that you invest \$10,000 in the Fund for the time periods indicated and then redeem all of your shares at the end of each period. The example also assumes that your investment has a 5% return each year and that the Fund’s operating expenses remain the same, except that the fee waiver/expense reimbursement is assumed only to pertain to the first year. It does not reflect separate account or insurance contract fees or charges. If these charges were reflected, expenses would be higher. Although your actual costs may be higher or lower, based on these assumptions your approximate costs would be:

	1 Year	3 Years	5 Years	10 Years
ProFund VP Nasdaq-100	\$171	\$540	\$934	\$2,037

The Fund pays transaction and financing costs associated with the purchase and sale of securities and derivatives. These costs are not reflected in the table or the example above.

## Portfolio Turnover

The Fund pays transaction costs, such as commissions, when it buys and sells securities (or “turns over” its portfolio). A higher portfolio turnover rate may indicate higher transaction costs. These costs, which are not reflected in the Annual Fund Operating Expenses or in the example above, affect the Fund’s performance. During the most recent fiscal year, the Fund’s annual portfolio turnover rate was 10% of the average value of its entire portfolio. This portfolio turnover rate is calculated without regard to cash instruments or derivatives transactions. If such transactions were included, the Fund’s portfolio turnover rate would be significantly higher.

## Principal Investment Strategies

The Fund invests in financial instruments that ProFund Advisors believes, in combination, should track the performance of the Index. The Index is constructed and maintained by Nasdaq Inc. (the “Index Provider”). The Index includes 100 of the largest domestic and international non-financial companies listed on The Nasdaq Stock Market based on market capitalization. The Index reflects companies across major industry groups including computer hardware and software, telecommunications, retail/wholesale trade and biotechnology. Companies selected for inclusion are non-financial companies that meet appropriate trading volumes, adjusted market capitalization and other eligibility criteria. The Index is published under the Bloomberg ticker symbol “NDX.”

The Fund will invest principally in the financial instruments set forth below. The Fund expects that its cash balances maintained in connection with the use of financial instruments will typically be held in money market instruments.

- **Equity Securities** — The Fund invests in common stock issued by public companies.
- **Derivatives** — The Fund invests in derivatives, which are financial instruments whose value is derived from the value of an underlying asset or assets, such as stocks, bonds, funds (including exchange-traded funds (“ETFs”)), interest rates or indexes. The Fund invests in derivatives as a substitute for investing directly in stocks in order to gain exposure to the Index. These derivatives principally include:
  - **Swap Agreements** — Contracts entered into primarily with major global financial institutions for a specified period ranging from a day to more than one year. In a standard “swap” transaction, two parties agree to exchange the return (or differentials in rates of return) earned or realized on particular predetermined investments or instruments. The gross return to be exchanged or “swapped” between the parties is



calculated with respect to a “notional amount,” e.g., the return on or change in value of a particular dollar amount invested in a “basket” of securities or an ETF representing a particular index.

- **Futures Contracts** — Standardized contracts traded on, or subject to the rules of, an exchange that call for the future delivery of a specified quantity and type of asset at a specified time and place or, alternatively, may call for cash settlement.
- **Money Market Instruments** — The Fund invests in short-term cash instruments that have a remaining maturity of 397 days or less and exhibit high quality credit profiles, for example:
  - **U.S. Treasury Bills** — U.S. government securities that have initial maturities of one year or less, and are supported by the full faith and credit of the U.S. government.
  - **Repurchase Agreements** — Contracts in which a seller of securities, usually U.S. government securities or other money market instruments, agrees to buy the securities back at a specified time and price. Repurchase agreements are primarily used by the Fund as a short-term investment vehicle for cash positions.

ProFund Advisors uses a mathematical approach to investing. Using this approach, ProFund Advisors determines the type, quantity and mix of investment positions that it believes, in combination, the Fund should hold to produce returns consistent with the Fund’s investment objective. The Fund may invest in or gain exposure to only a representative sample of the securities in the Index or to securities not contained in the Index or in financial instruments, with the intent of obtaining exposure with aggregate characteristics similar to those of the Index. In managing the assets of the Fund, ProFund Advisors does not invest the assets of the Fund in securities or financial instruments based on ProFund Advisors’ view of the investment merit of a particular security, instrument, or company, nor does it conduct conventional investment research or analysis or forecast market movement or trends. The Fund seeks to remain fully invested at all times in securities and/or financial instruments that, in combination, provide exposure to the returns of the Index without regard to market conditions, trends or direction.

The Fund will concentrate or focus its investments in a particular industry or group of industries to approximately the same extent the Index is so concentrated or focused. As of December 31, 2020, the Index was concentrated in the information technology industry group and was focused in the communication services and consumer discretionary industry groups.

Please see “Investment Objectives, Principal Investment Strategies and Related Risks” in the Fund’s Prospectus for additional details.

## Principal Risks

**You could lose money by investing in the Fund.**

The principal risks described below are intended to provide information about the factors likely to have a significant adverse impact on the Fund’s returns and consequently the value of an investment in the Fund. The risks are presented in an order intended to facilitate readability and their order does not imply that the realization of one risk is more likely to occur than another risk or likely to have a greater adverse impact than another risk.

- **Risks Associated with the Use of Derivatives** — Investing in derivatives may be considered aggressive and may expose the Fund to greater risks and may result in larger losses or smaller gains than investing directly in the reference asset(s) underlying those derivatives. These risks include counterparty risk, liquidity risk and increased correlation risk. When the Fund uses derivatives, there may be imperfect correlation between the value of the reference asset(s) underlying the derivative (e.g., the Index) and the derivative, which may prevent the Fund from achieving its investment objective. Because derivatives often require only a limited initial investment, the use of derivatives also may expose the Fund to losses in excess of those amounts initially invested. The Fund may use a combination of swaps on the Index and swaps on an ETF that is designed to track the performance of the Index. The performance of an ETF may not track the performance of the Index due to embedded costs and other factors. Thus, to the extent the Fund invests in swaps that use an ETF as the reference asset, the Fund may be subject to greater correlation risk and may not achieve as high a degree of correlation with the Index as it would if the Fund only used swaps on the Index. Moreover, with respect to the use of swap agreements, if the Index has a dramatic intraday move that causes a material decline in the Fund’s net assets, the terms of a swap agreement between the Fund and its counterparty may permit the counterparty to immediately close out the transaction with the Fund. In that event, the Fund may be unable to enter into another swap agreement or invest in other derivatives to achieve the desired exposure consistent with the Fund’s investment objective. This, in turn, may prevent the Fund from achieving its investment objective, even if the Index reverses all or a portion of its intraday move by the end of the day. As a result, the value of an investment in the Fund may change quickly and without warning. Any costs associated with using derivatives will also have the effect of lowering the Fund’s return.
- **Correlation Risk** — A number of factors may affect the Fund’s ability to achieve a high degree of correlation with the Index, and there is no guarantee that the Fund will achieve a high degree of correlation. Failure to achieve a high degree of correlation may prevent the Fund from achieving its investment objective.

Factors that may adversely affect the Fund’s correlation with the Index include fees, expenses, transaction costs, income items, valuation methodology, accounting standards and disruptions or illiquidity in the markets for the financial

instruments in which the Fund invests. The Fund may not have investment exposure to all of the securities in the Index, or its weighting of investment exposure to securities may be different from that of the Index. In addition, the Fund may invest in securities not included in the Index. The Fund may take or refrain from taking positions in order to improve tax efficiency, comply with regulatory restrictions, or for other reasons, each of which may negatively affect the Fund's correlation with the Index. The Fund may also be subject to large movements of assets into and out of the Fund, potentially resulting in the Fund being over- or underexposed to the Index and may be impacted by Index reconstitutions and Index rebalancing events. Additionally, the Fund's underlying investments may trade on markets that may not be open on the same day as the Fund, which may cause a difference between the performance of the Fund and the performance of the Index on such day. Any of these factors could decrease correlation between the performance of the Fund and the Index and may hinder the Fund's ability to meet its investment objective.

- **Counterparty Risk** — Investing in derivatives and repurchase agreements involves entering into contracts with third parties (i.e., counterparties). The use of derivatives involves risks that are different from those associated with ordinary portfolio securities transactions. The Fund will be subject to credit risk (i.e., the risk that a counterparty is or is perceived to be unwilling or unable to make timely payments or otherwise meet its contractual obligations) with respect to the amount it expects to receive from counterparties to derivatives and repurchase agreements entered into by the Fund. If a counterparty becomes bankrupt or fails to perform its obligations, or if any collateral posted by the counterparty for the benefit of the Fund is insufficient or there are delays in the Fund's ability to access such collateral, the value of an investment in the Fund may decline.
- **Equity and Market Risk** — Equity markets are volatile, and the value of securities, swaps, futures and other instruments correlated with equity markets may fluctuate dramatically from day to day. Equity markets are subject to corporate, political, regulatory, market and economic developments, as well as developments that impact specific economic sectors, industries or segments of the market. Further, stocks in the Index may underperform other equity investments. Volatility in the markets and/or market developments may cause the value of an investment in the Fund to decrease over short or long periods of time.
- **Concentration and Focused Investing** — The Index may concentrate (i.e., composed of securities that represent 25 percent or more of the value of the Index) or focus (i.e., composed of securities that represent a substantial portion of its value, but less than 25 percent) in an industry or group of industries. The Fund will allocate its investments to approximately the same extent as the Index. As a result, the Fund may be subject to greater market fluctuations than a

fund that is more broadly invested across industries. Financial, economic, business, regulatory conditions, and other developments affecting issuers in a particular industry or group of industries will have a greater effect on the Fund, and if securities of the particular industry or group of industries as a group fall out of favor, the Fund could underperform, or its net asset value may be more volatile than, funds that have greater industry diversification.

- **Exposure to Large-Cap Company Investment Risk** — Although returns on investments in large-cap companies are often perceived as being less volatile than the returns of companies with smaller market capitalizations, the return on large-cap securities could trail the returns on investments in smaller and mid-sized companies for a number of reasons. For example, large-cap companies may be unable to respond quickly to new competitive challenges, such as changes in technology, and also may not be able to attain the high growth rate of successful smaller companies.
- **Natural Disaster/Epidemic Risk** — Natural or environmental disasters, such as earthquakes, fires, floods, hurricanes, tsunamis and other severe weather-related phenomena generally, and widespread disease, including pandemics and epidemics (for example, the novel coronavirus COVID-19), have been and can be highly disruptive to economies and markets and have recently led, and may continue to lead, to increased market volatility and significant market losses. Such natural disaster and health crises could exacerbate political, social, and economic risks, and result in significant breakdowns, delays, shutdowns, social isolation, and other disruptions to important global, local and regional supply chains affected, with potential corresponding results on the operating performance of the Fund and its investments. A climate of uncertainty and panic, including the contagion of infectious viruses or diseases, may adversely affect global, regional, and local economies and reduce the availability of potential investment opportunities, and increases the difficulty of performing due diligence and modeling market conditions, potentially reducing the accuracy of financial projections. Under these circumstances, the Fund may have difficulty achieving its investment objectives which may adversely impact Fund performance. Further, such events can be highly disruptive to economies and markets, significantly disrupt the operations of individual companies (including, but not limited to, the Fund's investment advisor, third party service providers, and counterparties), sectors, industries, markets, securities and commodity exchanges, currencies, interest and inflation rates, credit ratings, investor sentiment, and other factors affecting the value of the Fund's investments. These factors can cause substantial market volatility, exchange trading suspensions and closures, changes in the availability of and the margin requirements for certain instruments, and can impact the ability of the Fund to complete redemptions and otherwise affect Fund performance and Fund trading in the secondary

market. A widespread crisis would also affect the global economy in ways that cannot necessarily be foreseen. How long such events will last and whether they will continue or recur cannot be predicted. Impacts from these could have a significant impact on the Fund's performance, resulting in losses to your investment.

• **Risk that Current Assumptions and Expectations Could Become Outdated As a Result of Global Economic Shock** —

The onset of the novel coronavirus (COVID-19) has caused significant shocks to global financial markets and economies, with many governments taking extreme actions to slow and contain the spread of COVID-19. These actions have had, and likely will continue to have, a severe economic impact on global economies as economic activity in some instances has essentially ceased. Financial markets across the globe are experiencing severe distress at least equal to what was experienced during the global financial crisis in 2008. In March 2020, U.S. equity markets entered a bear market in the fastest such move in the history of U.S. financial markets. During much of 2020, the unemployment rate in the U.S. was extremely high by historical standards. It is not possible to predict when unemployment and market conditions will return to more normal levels. The global economic shocks being experienced as of the date hereof may cause the underlying assumptions and expectations of the Fund to become outdated quickly or inaccurate, resulting in significant losses.

• **Non-Diversification Risk** — The Fund is classified as “non-diversified” under the Investment Company Act of 1940, as amended (“1940 Act”). This means it has the ability to invest a relatively high percentage of its assets in the securities of a small number of issuers or in financial instruments with a single counterparty or a few counterparties. This may increase the Fund's volatility and increase the risk that the Fund's performance will decline based on the performance of a single issuer or the credit of a single counterparty.

• **Index Performance Risk** — The Index is maintained by a third party provider unaffiliated with the Fund or ProFund Advisors. There can be no guarantee or assurance that the methodology used by the third party provider to create the Index will result in the Fund achieving positive returns. Further, there can be no guarantee that the methodology underlying the Index or the daily calculation of the Index will be free from error. It is also possible that the value of the Index may be subject to intentional manipulation by third-party market participants. The Index used by the Fund may underperform other asset classes and may underperform other similar indices. Each of these factors could have a negative impact on the performance of the Fund.

• **Active Investor Risk** — The Fund permits short-term trading of its securities. A significant portion of assets invested in the Fund may come from professional money managers and investors who use the Fund as part of active trading or tactical asset allocation strategies. These strategies often call for

frequent trading to take advantage of anticipated changes in market conditions, which could increase portfolio turnover and may result in additional costs for the Fund. In addition, large movements of assets into and out of the Fund may have a negative impact on the Fund's ability to achieve its investment objective or maintain a consistent level of operating expenses. In certain circumstances, the Fund's expense ratio may vary from current estimates or the historical ratio disclosed in this Prospectus.

• **Early Close/Late Close/Trading Halt Risk** — An exchange or market may close early, close late or issue trading halts on specific securities or financial instruments. As a result, the ability to trade certain securities or financial instruments may be restricted, which may result in the Fund being unable to trade those and other related financial instruments at all. In these circumstances, the Fund may be unable to rebalance its portfolio, may be unable to accurately price its investments and/or may incur substantial trading losses.

• **Liquidity Risk** — In certain circumstances, such as the disruption of the orderly markets for the financial instruments in which the Fund invests, the Fund might not be able to acquire or dispose of certain holdings quickly or at prices that represent true market value in the judgment of ProFund Advisors. Markets for the financial instruments in which the Fund invests may be disrupted by a number of events, including but not limited to economic crises, political crises, health crises, natural disasters, excessive volatility, new legislation, or regulatory changes inside or outside of the U.S. For example, regulation limiting the ability of certain financial institutions to invest in certain financial instruments would likely reduce the liquidity of those instruments. These situations may prevent the Fund from limiting losses, realizing gains or achieving a high correlation with the Index.

• **Portfolio Turnover Risk** — The Fund may incur high portfolio turnover to manage the Fund's investment exposure. Additionally, active trading of the Fund's shares may cause more frequent purchase and sales activities that could, in certain circumstances, increase the number of portfolio transactions. High levels of portfolio transactions increase brokerage and other transaction costs and may result in increased taxable capital gains. Each of these factors could have a negative impact on the performance of the Fund.

• **Tax Risk** — In order to qualify for the special tax treatment accorded a regulated investment company (“RIC”) and its shareholders, the Fund must derive at least 90% of its gross income for each taxable year from “qualifying income,” meet certain asset diversification tests at the end of each taxable quarter, and meet annual distribution requirements. The Fund's pursuit of its investment strategies will potentially be limited by the Fund's intention to qualify for such treatment and could adversely affect the Fund's ability to so qualify. The Fund can make certain investments, the treatment of which for these purposes is unclear. If, in any year, the Fund were to fail to qualify for the special tax treatment accorded a RIC and

its shareholders, and were ineligible to or were not to cure such failure, the Fund would be taxed in the same manner as an ordinary corporation subject to U.S. federal income tax on all its income at the fund level. The resulting taxes could substantially reduce the Fund's net assets and the amount of income available for distribution. In addition, in order to requalify for taxation as a RIC, the Fund could be required to recognize unrealized gains, pay substantial taxes and interest, and make certain distributions. Please see the Statement of Additional Information for more information.

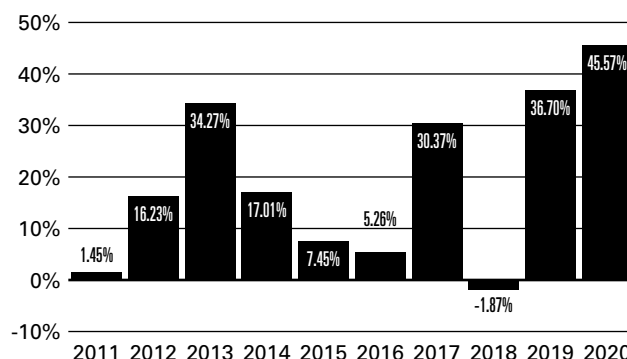
- **Valuation Risk** — In certain circumstances (e.g., if ProFund Advisors believes market quotations do not accurately reflect the fair value of an investment, or a trading halt closes an exchange or market early), ProFund Advisors may, in its sole discretion, choose to determine a fair value price as the basis for determining the market value of such investment for such day. The fair value of an investment determined by ProFund Advisors may be different from other value determinations of the same investment. Portfolio investments that are valued using techniques other than market quotations, including "fair valued" investments, may be subject to greater fluctuation in their value from one day to the next than would be the case if market quotations were used. In addition, there is no assurance that the Fund could sell a portfolio investment for the value established for it at any time, and it is possible that the Fund would incur a loss because a portfolio investment is sold at a discount to its established value.

Please see "Investment Objectives, Principal Investment Strategies and Related Risks" in the Fund's Prospectus for additional details.

## Investment Results

The bar chart below shows how the Fund's investment results have varied from year to year, and the table shows how the Fund's average annual total returns for various periods compare with a broad measure of market performance. This information provides some indication of the risks of investing in the Fund. The Fund's performance information reflects applicable fee waivers and/or expense limitations in effect during the period presented. Absent such fee waivers/expense limitations, if any, performance would have been lower. It does not reflect charges and fees associated with a separate account that invests in the Fund or any insurance contract for which it is an investment option. Charges and fees will reduce returns. Past results are not predictive of future results.

## Annual Returns as of December 31



Best Quarter (ended 6/30/2020): **29.58%**

Worst Quarter (ended 12/31/2018): **-17.18%**

The year-to-date return as of the most recent quarter, which ended March 31, 2021, was 1.15%.

## Average Annual Total Returns

As of December 31, 2020

	One Year	Five Years	Ten Years	Inception Date
ProFund VP Nasdaq-100	45.57%	21.79%	18.22%	1/22/2001
Nasdaq-100® Index <sup>1</sup>	48.88%	24.27%	20.63%	

<sup>1</sup> Reflects no deduction for fees, expenses or taxes. Adjusted to reflect the reinvestment of dividends paid by issuers in the Index.

## Management

The Fund is advised by ProFund Advisors. Michael Neches, Senior Portfolio Manager, and Devin Sullivan, Portfolio Manager, have jointly and primarily managed the Fund since October 2013 and March 2018, respectively.

## Purchase and Sale of Fund Shares

Shares are available for purchase by insurance company separate accounts to serve as an investment medium for variable insurance contracts, and by qualified pension and retirement plans, certain insurance companies, and ProFund Advisors. Investors do not contact the Fund directly to purchase or redeem shares. Please refer to the prospectus of the relevant separate account for information on the allocation of premiums and on transfers of accumulated value among sub-accounts of the separate accounts that invest in the Fund.

**Tax Information**

The Fund normally distributes its net investment income and net realized capital gains, if any, to its shareholders. If you are a holder of a contract or policy that invests in the Fund through an insurance company separate account, then these distributions will generally not be taxable to you; please consult the prospectus or other information provided to you by the insurance company regarding the tax consequences of your contract or policy. If you are a holder of such a contract or policy, or if you are investing through a pension or retirement plan that is a tax-advantaged arrangement, you may be taxed later upon distributions with respect to or from those contracts or arrangements. The Fund intends to distribute income, if any, and capital gains, if any, at least annually.

**Payments to Insurance Companies and Other Financial Intermediaries**

The Fund or its distributor (and related companies) may pay insurance companies, which in turn may pay broker-dealers or other financial intermediaries (such as banks and insurance companies, or their related companies) for the sale and retention of variable contracts and/or policies which offer Fund shares. These payments may create a conflict of interest for a financial intermediary selling such variable contracts and/or policies, or may be a factor in the insurance company's decision to include the Fund as an investment option in its variable contract or policy. For more information, ask your financial advisor, visit your financial intermediary's website or consult the prospectus for the contract or policy.



## Investment Objective

ProFund VP Oil & Gas (the “Fund”) seeks investment results, before fees and expenses, that track the performance of the Dow Jones U.S. Oil & Gas<sup>SM</sup> Index (the “Index”).

## Fees and Expenses of the Fund

The table below describes the fees and expenses that you may pay if you buy, hold, and sell shares of the Fund. The expenses shown do not reflect charges or fees associated with insurance company separate accounts or insurance contracts, which would have the effect of increasing overall expenses. Annuity and policy holders should consult the prospectus for their contract or policy for more information about such charges and fees.

### Annual Fund Operating Expenses

(expenses that you pay each year as a percentage of the value of your investment)

Investment Advisory Fees	0.75%
Distribution and Service (12b-1) Fees	0.25%
Other Expenses	0.76%

### Total Annual Fund Operating Expenses Before Fee

**Waivers and Expense Reimbursements** 1.76%

Fee Waivers/Reimbursements<sup>1</sup> -0.08%

### Total Annual Fund Operating Expenses After Fee

**Waivers and Expense Reimbursements** 1.68%

<sup>1</sup> ProFund Advisors LLC (“ProFund Advisors”) has contractually agreed to waive Investment Advisory and Management Services Fees and to reimburse Other Expenses to the extent Total Annual Fund Operating Expenses Before Fee Waivers and Expense Reimbursements, as a percentage of average daily net assets, exceed 1.68% through April 30, 2022. After such date, the expense limitation may be terminated or revised by ProFund Advisors. Amounts waived or reimbursed in a particular contractual period may be recouped by ProFund Advisors within three years of the end of that contractual period, however, such recoupment will be limited to the lesser of any expense limitation in place at the time of recoupment or the expense limitation in place at the time of waiver or reimbursement.

**Example:** This example is intended to help you compare the cost of investing in the Fund with the cost of investing in other mutual funds.

The example assumes that you invest \$10,000 in the Fund for the time periods indicated and then redeem all of your shares at the end of each period. The example also assumes that your investment has a 5% return each year and that the Fund’s operating expenses remain the same, except that the fee waiver/expense reimbursement is assumed only to pertain to the first year. It does not reflect separate account or insurance contract fees or charges. If these charges were reflected, expenses would be higher. Although your actual costs may be higher or lower, based on these assumptions your approximate costs would be:

	1 Year	3 Years	5 Years	10 Years
ProFund VP Oil & Gas	\$171	\$546	\$947	\$2,067

The Fund pays transaction and financing costs associated with the purchase and sale of securities. These costs are not reflected in the table or the example above.

## Portfolio Turnover

The Fund pays transaction costs, such as commissions, when it buys and sells securities (or “turns over” its portfolio). A higher portfolio turnover rate may indicate higher transaction costs. These costs, which are not reflected in the Annual Fund Operating Expenses or in the example above, affect the Fund’s performance. During the most recent fiscal year, the Fund’s annual portfolio turnover rate was 130% of the average value of its entire portfolio.

## Principal Investment Strategies

The Fund invests in securities that ProFund Advisors believes, in combination, should track the performance of the Index. The Index is constructed and maintained by S&P Dow Jones Indices LLC. The Index seeks to measure the performance of certain companies in the oil and gas sector of the U.S. equity market. Component companies typically are engaged in the following activities related to the oil and gas sector, among others, exploration and production, integrated oil and gas, oil equipment and services, pipelines, renewable energy equipment companies and alternative fuel producers. The Index is published under the Bloomberg ticker symbol “DJUSEN.”

The Fund will invest principally in the financial instruments set forth below.

- **Equity Securities** — The Fund invests in common stock issued by public companies.

ProFund Advisors uses a mathematical approach to investing. Using this approach, ProFund Advisors determines the type, quantity and mix of investment positions that it believes, in combination, the Fund should hold to produce returns consistent with the Fund’s investment objective. The Fund may invest in or gain exposure to only a representative sample of the securities in the Index or to securities not contained in the Index or in financial instruments, with the intent of obtaining exposure with aggregate characteristics similar to those of the Index. In managing the assets of the Fund, ProFund Advisors does not invest the assets of the Fund in securities or financial instruments based on ProFund Advisors’ view of the investment merit of a particular security, instrument, or company, nor does it conduct conventional investment research or analysis or forecast market movement or trends. The Fund seeks to remain fully invested at all times in securities and/or financial instruments that, in combination, provide exposure to the returns of the Index without regard to market conditions, trends or direction.

The Fund will concentrate or focus its investments in a particular industry or group of industries to approximately the same extent

the Index is so concentrated or focused. As of December 31, 2020, the Index was concentrated in the energy industry group.

Please see “Investment Objectives, Principal Investment Strategies and Related Risks” in the Fund’s Prospectus for additional details.

## Principal Risks

### You could lose money by investing in the Fund.

The principal risks described below are intended to provide information about the factors likely to have a significant adverse impact on the Fund’s returns and consequently the value of an investment in the Fund. The risks are presented in an order intended to facilitate readability and their order does not imply that the realization of one risk is more likely to occur than another risk or likely to have a greater adverse impact than another risk.

- **Correlation Risk** — A number of factors may affect the Fund’s ability to achieve a high degree of correlation with the Index, and there is no guarantee that the Fund will achieve a high degree of correlation. Failure to achieve a high degree of correlation may prevent the Fund from achieving its investment objective.

Factors that may adversely affect the Fund’s correlation with the Index include fees, expenses, transaction costs, income items, valuation methodology, accounting standards and disruptions or illiquidity in the markets for the financial instruments in which the Fund invests. The Fund may not have investment exposure to all of the securities in the Index, or its weighting of investment exposure to securities may be different from that of the Index. In addition, the Fund may invest in securities not included in the Index. The Fund may take or refrain from taking positions in order to improve tax efficiency, comply with regulatory restrictions, or for other reasons, each of which may negatively affect the Fund’s correlation with the Index. The Fund may also be subject to large movements of assets into and out of the Fund, potentially resulting in the Fund being over- or underexposed to the Index and may be impacted by Index reconstitutions and Index rebalancing events. Additionally, the Fund’s underlying investments may trade on markets that may not be open on the same day as the Fund, which may cause a difference between the performance of the Fund and the performance of the Index on such day. Any of these factors could decrease correlation between the performance of the Fund and the Index and may hinder the Fund’s ability to meet its investment objective.

- **Energy Industry Risk** — The risks of investments in the industry include: effects on profitability from changes in worldwide energy prices and exploration, and production spending; adverse effects from changes in exchange rates, government regulation, world events, international conflicts or threat of conflicts and economic conditions; market, economic and political risks of the countries where energy companies are located or do business; the fact that the value of regulated utility debt instruments (and, to a lesser extent,

equity securities) tends to have an inverse relationship to the movement of interest rates; and risk for environmental damage claims. The energy industry has recently experienced significant volatility due to dramatic changes in the prices of energy commodities, and it is possible that such volatility will continue in the future.

- **Equity and Market Risk** — Equity markets are volatile, and the value of securities, swaps, futures and other instruments correlated with equity markets may fluctuate dramatically from day to day. Equity markets are subject to corporate, political, regulatory, market and economic developments, as well as developments that impact specific economic sectors, industries or segments of the market. Further, stocks in the Index may underperform other equity investments. Volatility in the markets and/or market developments may cause the value of an investment in the Fund to decrease over short or long periods of time.
- **Concentration and Focused Investing** — The Index may concentrate (i.e., composed of securities that represent 25 percent or more of the value of the Index) or focus (i.e., composed of securities that represent a substantial portion of its value, but less than 25 percent) in an industry or group of industries. The Fund will allocate its investments to approximately the same extent as the Index. As a result, the Fund may be subject to greater market fluctuations than a fund that is more broadly invested across industries. Financial, economic, business, regulatory conditions, and other developments affecting issuers in a particular industry or group of industries will have a greater effect on the Fund, and if securities of the particular industry or group of industries as a group fall out of favor, the Fund could underperform, or its net asset value may be more volatile than, funds that have greater industry diversification.
- **Large-Cap Company Investment Risk** — Although returns on investments in large-cap companies are often perceived as being less volatile than the returns of companies with smaller market capitalizations, the return on large-cap securities could trail the returns on investments in smaller and mid-sized companies for a number of reasons. For example, large-cap companies may be unable to respond quickly to new competitive challenges, such as changes in technology, and also may not be able to attain the high growth rate of successful smaller companies.
- **Natural Disaster/Epidemic Risk** — Natural or environmental disasters, such as earthquakes, fires, floods, hurricanes, tsunamis and other severe weather-related phenomena generally, and widespread disease, including pandemics and epidemics (for example, the novel coronavirus COVID-19), have been and can be highly disruptive to economies and markets and have recently led, and may continue to lead, to increased market volatility and significant market losses. Such natural disaster and health crises could exacerbate political, social, and economic risks, and result in significant breakdowns, delays, shutdowns, social isolation,

and other disruptions to important global, local and regional supply chains affected, with potential corresponding results on the operating performance of the Fund and its investments. A climate of uncertainty and panic, including the contagion of infectious viruses or diseases, may adversely affect global, regional, and local economies and reduce the availability of potential investment opportunities, and increases the difficulty of performing due diligence and modeling market conditions, potentially reducing the accuracy of financial projections. Under these circumstances, the Fund may have difficulty achieving its investment objectives which may adversely impact Fund performance. Further, such events can be highly disruptive to economies and markets, significantly disrupt the operations of individual companies (including, but not limited to, the Fund's investment advisor, third party service providers, and counterparties), sectors, industries, markets, securities and commodity exchanges, currencies, interest and inflation rates, credit ratings, investor sentiment, and other factors affecting the value of the Fund's investments. These factors can cause substantial market volatility, exchange trading suspensions and closures, changes in the availability of and the margin requirements for certain instruments, and can impact the ability of the Fund to complete redemptions and otherwise affect Fund performance and Fund trading in the secondary market. A widespread crisis would also affect the global economy in ways that cannot necessarily be foreseen. How long such events will last and whether they will continue or recur cannot be predicted. Impacts from these could have a significant impact on the Fund's performance, resulting in losses to your investment.

• **Risk that Current Assumptions and Expectations Could Become Outdated As a Result of Global Economic Shock** —

The onset of the novel coronavirus (COVID-19) has caused significant shocks to global financial markets and economies, with many governments taking extreme actions to slow and contain the spread of COVID-19. These actions have had, and likely will continue to have, a severe economic impact on global economies as economic activity in some instances has essentially ceased. Financial markets across the globe are experiencing severe distress at least equal to what was experienced during the global financial crisis in 2008. In March 2020, U.S. equity markets entered a bear market in the fastest such move in the history of U.S. financial markets. During much of 2020, the unemployment rate in the U.S. was extremely high by historical standards. It is not possible to predict when unemployment and market conditions will return to more normal levels. The global economic shocks being experienced as of the date hereof may cause the underlying assumptions and expectations of the Fund to become outdated quickly or inaccurate, resulting in significant losses.

• **Non-Diversification Risk** — The Fund is classified as “non-diversified” under the Investment Company Act of 1940, as

amended (“1940 Act”). This means it has the ability to invest a relatively high percentage of its assets in the securities of a small number of issuers. This may increase the Fund's volatility and increase the risk that the Fund's performance will decline based on the performance of a single issuer.

- **Index Performance Risk** — The Index is maintained by a third party provider unaffiliated with the Fund or ProFund Advisors. There can be no guarantee or assurance that the methodology used by the third party provider to create the Index will result in the Fund achieving positive returns. Further, there can be no guarantee that the methodology underlying the Index or the daily calculation of the Index will be free from error. It is also possible that the value of the Index may be subject to intentional manipulation by third-party market participants. The Index used by the Fund may underperform other asset classes and may underperform other similar indices. Each of these factors could have a negative impact on the performance of the Fund.
- **Active Investor Risk** — The Fund permits short-term trading of its securities. A significant portion of assets invested in the Fund may come from professional money managers and investors who use the Fund as part of active trading or tactical asset allocation strategies. These strategies often call for frequent trading to take advantage of anticipated changes in market conditions, which could increase portfolio turnover and may result in additional costs for the Fund. In addition, large movements of assets into and out of the Fund may have a negative impact on the Fund's ability to achieve its investment objective or maintain a consistent level of operating expenses. In certain circumstances, the Fund's expense ratio may vary from current estimates or the historical ratio disclosed in this Prospectus.
- **Early Close/Late Close/Trading Halt Risk** — An exchange or market may close early, close late or issue trading halts on specific securities or financial instruments. As a result, the ability to trade certain securities or financial instruments may be restricted, which may result in the Fund being unable to trade those and other related financial instruments at all. In these circumstances, the Fund may be unable to rebalance its portfolio, may be unable to accurately price its investments and/or may incur substantial trading losses.
- **Liquidity Risk** — In certain circumstances, such as the disruption of the orderly markets for the financial instruments in which the Fund invests, the Fund might not be able to acquire or dispose of certain holdings quickly or at prices that represent true market value in the judgment of ProFund Advisors. Markets for the financial instruments in which the Fund invests may be disrupted by a number of events, including but not limited to economic crises, political crises, health crises, natural disasters, excessive volatility, new legislation, or regulatory changes inside or outside of the U.S. For example, regulation limiting the ability of certain financial institutions to invest in certain financial instruments

would likely reduce the liquidity of those instruments. These situations may prevent the Fund from limiting losses, realizing gains or achieving a high correlation with the Index.

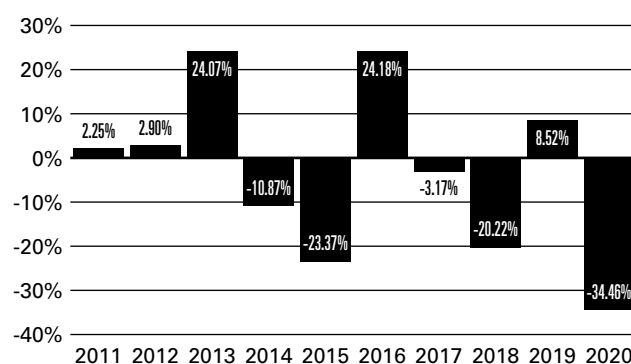
- **Portfolio Turnover Risk** — The Fund may incur high portfolio turnover to manage the Fund’s investment exposure. Additionally, active trading of the Fund’s shares may cause more frequent purchase and sales activities that could, in certain circumstances, increase the number of portfolio transactions. High levels of portfolio transactions increase brokerage and other transaction costs and may result in increased taxable capital gains. Each of these factors could have a negative impact on the performance of the Fund.
- **Tax Risk** — In order to qualify for the special tax treatment accorded a regulated investment company (“RIC”) and its shareholders, the Fund must derive at least 90% of its gross income for each taxable year from “qualifying income,” meet certain asset diversification tests at the end of each taxable quarter, and meet annual distribution requirements. The Fund’s pursuit of its investment strategies will potentially be limited by the Fund’s intention to qualify for such treatment and could adversely affect the Fund’s ability to so qualify. The Fund can make certain investments, the treatment of which for these purposes is unclear. If, in any year, the Fund were to fail to qualify for the special tax treatment accorded a RIC and its shareholders, and were ineligible to or were not to cure such failure, the Fund would be taxed in the same manner as an ordinary corporation subject to U.S. federal income tax on all its income at the fund level. The resulting taxes could substantially reduce the Fund’s net assets and the amount of income available for distribution. In addition, in order to requalify for taxation as a RIC, the Fund could be required to recognize unrealized gains, pay substantial taxes and interest, and make certain distributions. Please see the Statement of Additional Information for more information.
- **Valuation Risk** — In certain circumstances (e.g., if ProFund Advisors believes market quotations do not accurately reflect the fair value of an investment, or a trading halt closes an exchange or market early), ProFund Advisors may, in its sole discretion, choose to determine a fair value price as the basis for determining the market value of such investment for such day. The fair value of an investment determined by ProFund Advisors may be different from other value determinations of the same investment. Portfolio investments that are valued using techniques other than market quotations, including “fair valued” investments, may be subject to greater fluctuation in their value from one day to the next than would be the case if market quotations were used. In addition, there is no assurance that the Fund could sell a portfolio investment for the value established for it at any time, and it is possible that the Fund would incur a loss because a portfolio investment is sold at a discount to its established value.

Please see “Investment Objectives, Principal Investment Strategies and Related Risks” in the Fund’s Prospectus for additional details.

## Investment Results

The bar chart below shows how the Fund’s investment results have varied from year to year, and the table shows how the Fund’s average annual total returns for various periods compare with different broad measures of market performance. This information provides some indication of the risks of investing in the Fund. The Fund’s performance information reflects applicable fee waivers and/or expense limitations in effect during the period presented. Absent such fee waivers/expense limitations, if any, performance would have been lower. It does not reflect charges and fees associated with a separate account that invests in the Fund or any insurance contract for which it is an investment option. Charges and fees will reduce returns. Past results are not predictive of future results.

### Annual Returns as of December 31



Best Quarter (ended 6/30/2020): **31.26%**

Worst Quarter (ended 3/31/2020): **-51.57%**

The year-to-date return as of the most recent quarter, which ended March 31, 2021, was 29.71%.

### Average Annual Total Returns

As of December 31, 2020

	One Year	Five Years	Ten Years	Inception Date
ProFund VP Oil & Gas	-34.46%	-7.36%	-4.85%	1/22/2001
<b>S&amp;P 500®<sup>1</sup></b>	<b>18.40%</b>	<b>15.22%</b>	<b>13.88%</b>	
<b>Dow Jones U.S. Oil &amp; Gas<sup>SM</sup> Index<sup>1</sup></b>	<b>-33.23%</b>	<b>-5.77%</b>	<b>-3.19%</b>	

<sup>1</sup> Reflects no deduction for fees, expenses or taxes. Adjusted to reflect the reinvestment of dividends paid by issuers in the Index.

## Management

The Fund is advised by ProFund Advisors. Michael Neches, Senior Portfolio Manager, and Tarak Davé, Portfolio Manager, have jointly and primarily managed the Fund since October 2013 and March 2018, respectively.

## Purchase and Sale of Fund Shares

Shares are available for purchase by insurance company separate accounts to serve as an investment medium for variable insurance contracts, and by qualified pension and retirement

plans, certain insurance companies, and ProFund Advisors. Investors do not contact the Fund directly to purchase or redeem shares. Please refer to the prospectus of the relevant separate account for information on the allocation of premiums and on transfers of accumulated value among sub-accounts of the separate accounts that invest in the Fund.

### **Tax Information**

The Fund normally distributes its net investment income and net realized capital gains, if any, to its shareholders. If you are a holder of a contract or policy that invests in the Fund through an insurance company separate account, then these distributions will generally not be taxable to you; please consult the prospectus or other information provided to you by the insurance company regarding the tax consequences of your contract or policy. If you are a holder of such a contract or policy, or if you are investing through a pension or retirement plan that is a tax-advantaged arrangement, you may be taxed later upon distributions with

respect to or from those contracts or arrangements. The Fund intends to distribute income, if any, and capital gains, if any, at least annually.

### **Payments to Insurance Companies and Other Financial Intermediaries**

The Fund or its distributor (and related companies) may pay insurance companies, which in turn may pay broker-dealers or other financial intermediaries (such as banks and insurance companies, or their related companies) for the sale and retention of variable contracts and/or policies which offer Fund shares. These payments may create a conflict of interest for a financial intermediary selling such variable contracts and/or policies, or may be a factor in the insurance company's decision to include the Fund as an investment option in its variable contract or policy. For more information, ask your financial advisor, visit your financial intermediary's website or consult the prospectus for the contract or policy.



## Investment Objective

ProFund VP Pharmaceuticals (the “Fund”) seeks investment results, before fees and expenses, that track the performance of the Dow Jones U.S. Select Pharmaceuticals<sup>SM</sup> Index (the “Index”).

## Fees and Expenses of the Fund

The table below describes the fees and expenses that you may pay if you buy, hold, and sell shares of the Fund. The expenses shown do not reflect charges or fees associated with insurance company separate accounts or insurance contracts, which would have the effect of increasing overall expenses. Annuity and policy holders should consult the prospectus for their contract or policy for more information about such charges and fees.

### Annual Fund Operating Expenses

(expenses that you pay each year as a percentage of the value of your investment)

Investment Advisory Fees	0.75%
Distribution and Service (12b-1) Fees	0.25%
Other Expenses	0.73%
<b>Total Annual Fund Operating Expenses Before Fee Waivers and Expense Reimbursements</b>	<b>1.73%</b>
Fee Waivers/Reimbursements <sup>1</sup>	-0.05%
<b>Total Annual Fund Operating Expenses After Fee Waivers and Expense Reimbursements</b>	<b>1.68%</b>

<sup>1</sup> ProFund Advisors LLC (“ProFund Advisors”) has contractually agreed to waive Investment Advisory and Management Services Fees and to reimburse Other Expenses to the extent Total Annual Fund Operating Expenses Before Fee Waivers and Expense Reimbursements, as a percentage of average daily net assets, exceed 1.68% through April 30, 2022. After such date, the expense limitation may be terminated or revised by ProFund Advisors. Amounts waived or reimbursed in a particular contractual period may be recouped by ProFund Advisors within three years of the end of that contractual period, however, such recoupment will be limited to the lesser of any expense limitation in place at the time of recoupment or the expense limitation in place at the time of waiver or reimbursement.

**Example:** This example is intended to help you compare the cost of investing in the Fund with the cost of investing in other mutual funds.

The example assumes that you invest \$10,000 in the Fund for the time periods indicated and then redeem all of your shares at the end of each period. The example also assumes that your investment has a 5% return each year and that the Fund’s operating expenses remain the same, except that the fee waiver/expense reimbursement is assumed only to pertain to the first year. It does not reflect separate account or insurance contract fees or charges. If these charges were reflected, expenses would be higher. Although your actual costs may be higher or lower, based on these assumptions your approximate costs would be:

	1Year	3Years	5Years	10Years
ProFund VP Pharmaceuticals	\$171	\$540	\$934	\$2,037

The Fund pays transaction and financing costs associated with the purchase and sale of securities. These costs are not reflected in the table or the example above.

## Portfolio Turnover

The Fund pays transaction costs, such as commissions, when it buys and sells securities (or “turns over” its portfolio). A higher portfolio turnover rate may indicate higher transaction costs. These costs, which are not reflected in the Annual Fund Operating Expenses or in the example above, affect the Fund’s performance. During the most recent fiscal year, the Fund’s annual portfolio turnover rate was 91% of the average value of its entire portfolio.

## Principal Investment Strategies

The Fund invests in securities that ProFund Advisors believes, in combination, should track the performance of the Index. The Index is constructed and maintained by S&P Dow Jones Indices LLC. The Index seeks to measure the performance of certain companies in the pharmaceuticals sector of the U.S. equity market. Component companies include, among others, manufacturers of prescription or over-the-counter drugs. The Index includes vaccine producers, but excludes vitamin producers. The Index is published under the Bloomberg ticker symbol “DJSPHM.”

The Fund will invest principally in the financial instruments set forth below.

- **Equity Securities** — The Fund invests in common stock issued by public companies.

ProFund Advisors uses a mathematical approach to investing. Using this approach, ProFund Advisors determines the type, quantity and mix of investment positions that it believes, in combination, the Fund should hold to produce returns consistent with the Fund’s investment objective. The Fund may invest in or gain exposure to only a representative sample of the securities in the Index or to securities not contained in the Index or in financial instruments, with the intent of obtaining exposure with aggregate characteristics similar to those of the Index. In managing the assets of the Fund, ProFund Advisors does not invest the assets of the Fund in securities or financial instruments based on ProFund Advisors’ view of the investment merit of a particular security, instrument, or company, nor does it conduct conventional investment research or analysis or forecast market movement or trends. The Fund seeks to remain fully invested at all times in securities and/or financial instruments that, in combination, provide exposure to the returns of the Index without regard to market conditions, trends or direction.

The Fund will concentrate or focus its investments in a particular industry or group of industries to approximately the same extent the Index is so concentrated or focused. As of December 31, 2020, the Index was concentrated in the pharmaceuticals, biotechnology and life sciences industry group.

Please see “Investment Objectives, Principal Investment Strategies and Related Risks” in the Fund’s Prospectus for additional details.

## Principal Risks

### You could lose money by investing in the Fund.

The principal risks described below are intended to provide information about the factors likely to have a significant adverse impact on the Fund’s returns and consequently the value of an investment in the Fund. The risks are presented in an order intended to facilitate readability and their order does not imply that the realization of one risk is more likely to occur than another risk or likely to have a greater adverse impact than another risk.

- **Correlation Risk** — A number of factors may affect the Fund’s ability to achieve a high degree of correlation with the Index, and there is no guarantee that the Fund will achieve a high degree of correlation. Failure to achieve a high degree of correlation may prevent the Fund from achieving its investment objective.

Factors that may adversely affect the Fund’s correlation with the Index include fees, expenses, transaction costs, income items, valuation methodology, accounting standards and disruptions or illiquidity in the markets for the financial instruments in which the Fund invests. The Fund may not have investment exposure to all of the securities in the Index, or its weighting of investment exposure to securities may be different from that of the Index. In addition, the Fund may invest in securities not included in the Index. The Fund may take or refrain from taking positions in order to improve tax efficiency, comply with regulatory restrictions, or for other reasons, each of which may negatively affect the Fund’s correlation with the Index. The Fund may also be subject to large movements of assets into and out of the Fund, potentially resulting in the Fund being over- or underexposed to the Index and may be impacted by Index reconstitutions and Index rebalancing events. Additionally, the Fund’s underlying investments may trade on markets that may not be open on the same day as the Fund, which may cause a difference between the performance of the Fund and the performance of the Index on such day. Any of these factors could decrease correlation between the performance of the Fund and the Index and may hinder the Fund’s ability to meet its investment objective.

- **Pharmaceuticals, Biotechnology, and Life Sciences Industry Risk** — The risks of investments in the industry include: heavy dependence on patents and intellectual property rights, with profitability affected by the loss or impairment of such rights; risks of new technologies and competitive pressures; large expenditures on research and

development of products or services that may not prove commercially successful or may become obsolete quickly; regulations and restrictions imposed by the Food and Drug Administration, the Environmental Protection Agency, state and local governments, and foreign regulatory authorities; and thin capitalization and limited product lines, markets, financial resources or personnel. Moreover, stock prices of biotechnology companies are very volatile, particularly when their products are up for regulatory approval and/or under regulatory scrutiny. The biotechnology sector may also be affected by risks that affect the broader health care industry, including expenses and losses from extensive litigation on product liability and similar claims. The pharmaceuticals sector may also be affected by risks that affect the broader health care industry, including: heavy dependence on patent protection, with profitability affected by the expiration of patents; competitive forces that may make it difficult to raise prices and, in fact, may result in price discounts; and thin capitalization and limited product lines, markets and financial resources or personnel.

- **Equity and Market Risk** — Equity markets are volatile, and the value of securities, swaps, futures and other instruments correlated with equity markets may fluctuate dramatically from day to day. Equity markets are subject to corporate, political, regulatory, market and economic developments, as well as developments that impact specific economic sectors, industries or segments of the market. Further, stocks in the Index may underperform other equity investments. Volatility in the markets and/or market developments may cause the value of an investment in the Fund to decrease over short or long periods of time.
- **Concentration and Focused Investing** — The Index may concentrate (i.e., composed of securities that represent 25 percent or more of the value of the Index) or focus (i.e., composed of securities that represent a substantial portion of its value, but less than 25 percent) in an industry or group of industries. The Fund will allocate its investments to approximately the same extent as the Index. As a result, the Fund may be subject to greater market fluctuations than a fund that is more broadly invested across industries. Financial, economic, business, regulatory conditions, and other developments affecting issuers in a particular industry or group of industries will have a greater effect on the Fund, and if securities of the particular industry or group of industries as a group fall out of favor, the Fund could underperform, or its net asset value may be more volatile than, funds that have greater industry diversification.
- **Large-Cap Company Investment Risk** — Although returns on investments in large-cap companies are often perceived as being less volatile than the returns of companies with smaller market capitalizations, the return on large-cap securities could trail the returns on investments in smaller and mid-sized companies for a number of reasons. For example, large-cap companies may be unable to respond quickly to new

competitive challenges, such as changes in technology, and also may not be able to attain the high growth rate of successful smaller companies.

- **Natural Disaster/Epidemic Risk** — Natural or environmental disasters, such as earthquakes, fires, floods, hurricanes, tsunamis and other severe weather-related phenomena generally, and widespread disease, including pandemics and epidemics (for example, the novel coronavirus COVID-19), have been and can be highly disruptive to economies and markets and have recently led, and may continue to lead, to increased market volatility and significant market losses. Such natural disaster and health crises could exacerbate political, social, and economic risks, and result in significant breakdowns, delays, shutdowns, social isolation, and other disruptions to important global, local and regional supply chains affected, with potential corresponding results on the operating performance of the Fund and its investments. A climate of uncertainty and panic, including the contagion of infectious viruses or diseases, may adversely affect global, regional, and local economies and reduce the availability of potential investment opportunities, and increases the difficulty of performing due diligence and modeling market conditions, potentially reducing the accuracy of financial projections. Under these circumstances, the Fund may have difficulty achieving its investment objectives which may adversely impact Fund performance. Further, such events can be highly disruptive to economies and markets, significantly disrupt the operations of individual companies (including, but not limited to, the Fund's investment advisor, third party service providers, and counterparties), sectors, industries, markets, securities and commodity exchanges, currencies, interest and inflation rates, credit ratings, investor sentiment, and other factors affecting the value of the Fund's investments. These factors can cause substantial market volatility, exchange trading suspensions and closures, changes in the availability of and the margin requirements for certain instruments, and can impact the ability of the Fund to complete redemptions and otherwise affect Fund performance and Fund trading in the secondary market. A widespread crisis would also affect the global economy in ways that cannot necessarily be foreseen. How long such events will last and whether they will continue or recur cannot be predicted. Impacts from these could have a significant impact on the Fund's performance, resulting in losses to your investment.
- **Risk that Current Assumptions and Expectations Could Become Outdated As a Result of Global Economic Shock** — The onset of the novel coronavirus (COVID-19) has caused significant shocks to global financial markets and economies, with many governments taking extreme actions to slow and contain the spread of COVID-19. These actions have had, and likely will continue to have, a severe economic impact on global economies as economic activity in some instances has essentially ceased. Financial markets across the globe are experiencing severe distress at least equal to what was experienced during the global financial crisis in 2008. In March 2020, U.S. equity markets entered a bear market in the fastest such move in the history of U.S. financial markets. During much of 2020, the unemployment rate in the U.S. was extremely high by historical standards. It is not possible to predict when unemployment and market conditions will return to more normal levels. The global economic shocks being experienced as of the date hereof may cause the underlying assumptions and expectations of the Fund to become outdated quickly or inaccurate, resulting in significant losses.
- **Non-Diversification Risk** — The Fund is classified as “non-diversified” under the Investment Company Act of 1940, as amended (“1940 Act”). This means it has the ability to invest a relatively high percentage of its assets in the securities of a small number of issuers. This may increase the Fund's volatility and increase the risk that the Fund's performance will decline based on the performance of a single issuer.
- **Index Performance Risk** — The Index is maintained by a third party provider unaffiliated with the Fund or ProFund Advisors. There can be no guarantee or assurance that the methodology used by the third party provider to create the Index will result in the Fund achieving positive returns. Further, there can be no guarantee that the methodology underlying the Index or the daily calculation of the Index will be free from error. It is also possible that the value of the Index may be subject to intentional manipulation by third-party market participants. The Index used by the Fund may underperform other asset classes and may underperform other similar indices. Each of these factors could have a negative impact on the performance of the Fund.
- **Active Investor Risk** — The Fund permits short-term trading of its securities. A significant portion of assets invested in the Fund may come from professional money managers and investors who use the Fund as part of active trading or tactical asset allocation strategies. These strategies often call for frequent trading to take advantage of anticipated changes in market conditions, which could increase portfolio turnover and may result in additional costs for the Fund. In addition, large movements of assets into and out of the Fund may have a negative impact on the Fund's ability to achieve its investment objective or maintain a consistent level of operating expenses. In certain circumstances, the Fund's expense ratio may vary from current estimates or the historical ratio disclosed in this Prospectus.
- **Early Close/Late Close/Trading Halt Risk** — An exchange or market may close early, close late or issue trading halts on specific securities or financial instruments. As a result, the ability to trade certain securities or financial instruments may be restricted, which may result in the Fund being unable to trade those and other related financial instruments at all. In these circumstances, the Fund may be unable to rebalance its

portfolio, may be unable to accurately price its investments and/or may incur substantial trading losses.

- **Liquidity Risk** — In certain circumstances, such as the disruption of the orderly markets for the financial instruments in which the Fund invests, the Fund might not be able to acquire or dispose of certain holdings quickly or at prices that represent true market value in the judgment of ProFund Advisors. Markets for the financial instruments in which the Fund invests may be disrupted by a number of events, including but not limited to economic crises, political crises, health crises, natural disasters, excessive volatility, new legislation, or regulatory changes inside or outside of the U.S. For example, regulation limiting the ability of certain financial institutions to invest in certain financial instruments would likely reduce the liquidity of those instruments. These situations may prevent the Fund from limiting losses, realizing gains or achieving a high correlation with the Index.
- **Portfolio Turnover Risk** — The Fund may incur high portfolio turnover to manage the Fund's investment exposure. Additionally, active trading of the Fund's shares may cause more frequent purchase and sales activities that could, in certain circumstances, increase the number of portfolio transactions. High levels of portfolio transactions increase brokerage and other transaction costs and may result in increased taxable capital gains. Each of these factors could have a negative impact on the performance of the Fund.
- **Tax Risk** — In order to qualify for the special tax treatment accorded a regulated investment company ("RIC") and its shareholders, the Fund must derive at least 90% of its gross income for each taxable year from "qualifying income," meet certain asset diversification tests at the end of each taxable quarter, and meet annual distribution requirements. The Fund's pursuit of its investment strategies will potentially be limited by the Fund's intention to qualify for such treatment and could adversely affect the Fund's ability to so qualify. The Fund can make certain investments, the treatment of which for these purposes is unclear. If, in any year, the Fund were to fail to qualify for the special tax treatment accorded a RIC and its shareholders, and were ineligible to or were not to cure such failure, the Fund would be taxed in the same manner as

an ordinary corporation subject to U.S. federal income tax on all its income at the fund level. The resulting taxes could substantially reduce the Fund's net assets and the amount of income available for distribution. In addition, in order to requalify for taxation as a RIC, the Fund could be required to recognize unrealized gains, pay substantial taxes and interest, and make certain distributions. Please see the Statement of Additional Information for more information.

- **Valuation Risk** — In certain circumstances (e.g., if ProFund Advisors believes market quotations do not accurately reflect the fair value of an investment, or a trading halt closes an exchange or market early), ProFund Advisors may, in its sole discretion, choose to determine a fair value price as the basis for determining the market value of such investment for such day. The fair value of an investment determined by ProFund Advisors may be different from other value determinations of the same investment. Portfolio investments that are valued using techniques other than market quotations, including "fair valued" investments, may be subject to greater fluctuation in their value from one day to the next than would be the case if market quotations were used. In addition, there is no assurance that the Fund could sell a portfolio investment for the value established for it at any time, and it is possible that the Fund would incur a loss because a portfolio investment is sold at a discount to its established value.

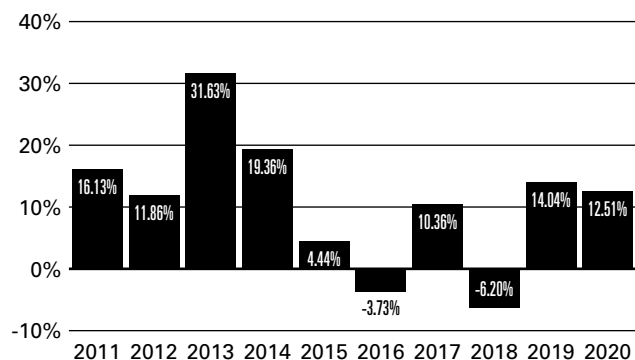
Please see "Investment Objectives, Principal Investment Strategies and Related Risks" in the Fund's Prospectus for additional details.

## Investment Results

The bar chart below shows how the Fund's investment results have varied from year to year, and the table shows how the Fund's average annual total returns for various periods compare with different broad measures of market performance. This information provides some indication of the risks of investing in the Fund. The Fund's performance information reflects applicable fee waivers and/or expense limitations in effect during the period presented. Absent such fee waivers/expense limitations, if any, performance would have been lower. It does not reflect charges and fees associated with a separate account that invests in the Fund or any insurance contract for which it is

an investment option. Charges and fees will reduce returns. Past results are not predictive of future results.

### Annual Returns as of December 31



Best Quarter (ended 9/30/2018): **16.26%**

Worst Quarter (ended 12/31/2018): **-16.27%**

The year-to-date return as of the most recent quarter, which ended March 31, 2021, was -1.27%.

### Average Annual Total Returns

As of December 31, 2020

	One Year	Five Years	Ten Years	Inception Date
ProFund VP Pharmaceuticals	12.51%	5.04%	10.55%	5/1/2002
<b>S&amp;P 500®<sup>1</sup></b>	<b>18.40%</b>	<b>15.22%</b>	<b>13.88%</b>	
<b>Dow Jones U.S. Select Pharmaceuticals<sup>SM</sup> Index<sup>1</sup></b>	<b>14.32%</b>	<b>3.76%</b>	<b>12.82%</b>	

<sup>1</sup> Reflects no deduction for fees, expenses or taxes. Adjusted to reflect the reinvestment of dividends paid by issuers in the Index.

### Management

The Fund is advised by ProFund Advisors. Michael Neches, Senior Portfolio Manager, and Tarak Davé, Portfolio Manager, have jointly and primarily managed the Fund since October 2013 and March 2018, respectively.

### Purchase and Sale of Fund Shares

Shares are available for purchase by insurance company separate accounts to serve as an investment medium for variable

insurance contracts, and by qualified pension and retirement plans, certain insurance companies, and ProFund Advisors. Investors do not contact the Fund directly to purchase or redeem shares. Please refer to the prospectus of the relevant separate account for information on the allocation of premiums and on transfers of accumulated value among sub-accounts of the separate accounts that invest in the Fund.

### Tax Information

The Fund normally distributes its net investment income and net realized capital gains, if any, to its shareholders. If you are a holder of a contract or policy that invests in the Fund through an insurance company separate account, then these distributions will generally not be taxable to you; please consult the prospectus or other information provided to you by the insurance company regarding the tax consequences of your contract or policy. If you are a holder of such a contract or policy, or if you are investing through a pension or retirement plan that is a tax-advantaged arrangement, you may be taxed later upon distributions with respect to or from those contracts or arrangements. The Fund intends to distribute income, if any, and capital gains, if any, at least annually.

### Payments to Insurance Companies and Other Financial Intermediaries

The Fund or its distributor (and related companies) may pay insurance companies, which in turn may pay broker-dealers or other financial intermediaries (such as banks and insurance companies, or their related companies) for the sale and retention of variable contracts and/or policies which offer Fund shares. These payments may create a conflict of interest for a financial intermediary selling such variable contracts and/or policies, or may be a factor in the insurance company's decision to include the Fund as an investment option in its variable contract or policy. For more information, ask your financial advisor, visit your financial intermediary's website or consult the prospectus for the contract or policy.



## Investment Objective

ProFund VP Precious Metals (the “Fund”) seeks investment results, before fees and expenses, that track the performance of the Dow Jones Precious Metals<sup>SM</sup> Index (the “Index”).

## Fees and Expenses of the Fund

The table below describes the fees and expenses that you may pay if you buy, hold, and sell shares of the Fund. The expenses shown do not reflect charges or fees associated with insurance company separate accounts or insurance contracts, which would have the effect of increasing overall expenses. Annuity and policy holders should consult the prospectus for their contract or policy for more information about such charges and fees.

### Annual Fund Operating Expenses

(expenses that you pay each year as a percentage of the value of your investment)

Investment Advisory Fees	0.75%
Distribution and Service (12b-1) Fees	0.25%
Other Expenses	0.74%
<b>Total Annual Fund Operating Expenses Before Fee Waivers and Expense Reimbursements</b>	<b>1.74%</b>
Fee Waivers/Reimbursements <sup>1</sup>	-0.06%
<b>Total Annual Fund Operating Expenses After Fee Waivers and Expense Reimbursements</b>	<b>1.68%</b>

<sup>1</sup> ProFund Advisors LLC (“ProFund Advisors”) has contractually agreed to waive Investment Advisory and Management Services Fees and to reimburse Other Expenses to the extent Total Annual Fund Operating Expenses Before Fee Waivers and Expense Reimbursements, as a percentage of average daily net assets, exceed 1.68% through April 30, 2022. After such date, the expense limitation may be terminated or revised by ProFund Advisors. Amounts waived or reimbursed in a particular contractual period may be recouped by ProFund Advisors within three years of the end of that contractual period, however, such recoupment will be limited to the lesser of any expense limitation in place at the time of recoupment or the expense limitation in place at the time of waiver or reimbursement.

**Example:** This example is intended to help you compare the cost of investing in the Fund with the cost of investing in other mutual funds.

The example assumes that you invest \$10,000 in the Fund for the time periods indicated and then redeem all of your shares at the end of each period. The example also assumes that your investment has a 5% return each year and that the Fund’s operating expenses remain the same, except that the fee waiver/expense reimbursement is assumed only to pertain to the first year. It does not reflect separate account or insurance contract fees or charges. If these charges were reflected, expenses would be higher. Although your actual costs may be higher or lower, based on these assumptions your approximate costs would be:

	1 Year	3 Years	5 Years	10 Years
ProFund VP Precious Metals	\$171	\$542	\$938	\$2,047

The Fund pays transaction and financing costs associated with the purchase and sale of securities and derivatives. These costs are not reflected in the table or the example above.

## Portfolio Turnover

The Fund pays transaction costs, such as commissions, when it buys and sells securities (or “turns over” its portfolio). A higher portfolio turnover rate may indicate higher transaction costs. These costs, which are not reflected in the Annual Fund Operating Expenses or in the example above, affect the Fund’s performance. During the most recent fiscal year, the Fund’s annual portfolio turnover rate was 0% of the average value of its entire portfolio. This portfolio turnover rate is calculated without regard to cash instruments or derivatives transactions. If such transactions were included, the Fund’s portfolio turnover rate would be significantly higher.

## Principal Investment Strategies

The Fund invests in financial instruments that ProFund Advisors believes, in combination, should track the performance of the Index. The Index is constructed and maintained by S&P Dow Jones Indices LLC. The Index seeks to measure the performance of certain companies in the precious metals mining sector. Component companies include, among others, leading miners and producers of gold, silver and platinum group metals whose securities are U.S. listed. It is a float-adjusted, market capitalization weighted index. The Index is published under the Bloomberg ticker symbol “DJGSP.”

The Fund will invest principally in the financial instruments set forth below. The Fund expects that its cash balances maintained in connection with the use of financial instruments will typically be held in money market instruments.

- **Derivatives** — The Fund invests in derivatives, which are financial instruments whose value is derived from the value of an underlying asset or assets, such as stocks, bonds, funds (including exchange-traded funds (“ETFs”)), interest rates or indexes. The Fund invests in derivatives as a substitute for investing directly in stocks in order to gain exposure to the Index. These derivatives principally include:
  - **Swap Agreements** — Contracts entered into primarily with major global financial institutions for a specified period ranging from a day to more than one year. In a standard “swap” transaction, two parties agree to exchange the return (or differentials in rates of return) earned or realized on particular predetermined investments or instruments. The gross return to be exchanged or “swapped” between the parties is calculated with respect to a “notional amount,” e.g., the return on or change in value of a particular dollar amount invested in a “basket” of securities or an ETF representing a particular index.
  - **Money Market Instruments** — The Fund invests in short-term cash instruments that have a remaining maturity of 397

days or less and exhibit high quality credit profiles, for example:

- **U.S. Treasury Bills** — U.S. government securities that have initial maturities of one year or less, and are supported by the full faith and credit of the U.S. government.
- **Repurchase Agreements** — Contracts in which a seller of securities, usually U.S. government securities or other money market instruments, agrees to buy the securities back at a specified time and price. Repurchase agreements are primarily used by the Fund as a short-term investment vehicle for cash positions.

ProFund Advisors uses a mathematical approach to investing. Using this approach, ProFund Advisors determines the type, quantity and mix of investment positions that it believes, in combination, the Fund should hold to produce returns consistent with the Fund's investment objective. The Fund may invest in or gain exposure to only a representative sample of the securities in the Index or to securities not contained in the Index or in financial instruments, with the intent of obtaining exposure with aggregate characteristics similar to those of the Index. In managing the assets of the Fund, ProFund Advisors does not invest the assets of the Fund in securities or financial instruments based on ProFund Advisors' view of the investment merit of a particular security, instrument, or company, nor does it conduct conventional investment research or analysis or forecast market movement or trends. The Fund seeks to remain fully invested at all times in securities and/or financial instruments that, in combination, provide exposure to the returns of the Index without regard to market conditions, trends or direction.

The Fund will concentrate or focus its investments in a particular industry or group of industries to approximately the same extent the Index is so concentrated or focused. As of December 31, 2020, the Index was concentrated in the materials industry group.

Please see "Investment Objectives, Principal Investment Strategies and Related Risks" in the Fund's Prospectus for additional details.

## Principal Risks

### You could lose money by investing in the Fund.

The principal risks described below are intended to provide information about the factors likely to have a significant adverse impact on the Fund's returns and consequently the value of an investment in the Fund. The risks are presented in an order intended to facilitate readability and their order does not imply that the realization of one risk is more likely to occur than another risk or likely to have a greater adverse impact than another risk.

- **Risks Associated with the Use of Derivatives** — Investing in derivatives may be considered aggressive and may expose the Fund to greater risks and may result in larger losses or smaller gains than investing directly in the reference asset(s)

underlying those derivatives. These risks include counterparty risk, liquidity risk and increased correlation risk. When the Fund uses derivatives, there may be imperfect correlation between the value of the reference asset(s) underlying the derivative (e.g., the Index) and the derivative, which may prevent the Fund from achieving its investment objective. Because derivatives often require only a limited initial investment, the use of derivatives also may expose the Fund to losses in excess of those amounts initially invested. The Fund may use a combination of swaps on the Index and swaps on an ETF that is designed to track the performance of the Index. The performance of an ETF may not track the performance of the Index due to embedded costs and other factors. Thus, to the extent the Fund invests in swaps that use an ETF as the reference asset, the Fund may be subject to greater correlation risk and may not achieve as high a degree of correlation with the Index as it would if the Fund only used swaps on the Index. Moreover, with respect to the use of swap agreements, if the Index has a dramatic intraday move that causes a material decline in the Fund's net assets, the terms of a swap agreement between the Fund and its counterparty may permit the counterparty to immediately close out the transaction with the Fund. In that event, the Fund may be unable to enter into another swap agreement or invest in other derivatives to achieve the desired exposure consistent with the Fund's investment objective. This, in turn, may prevent the Fund from achieving its investment objective, even if the Index reverses all or a portion of its intraday move by the end of the day. As a result, the value of an investment in the Fund may change quickly and without warning. Moreover, with respect to the use of swap agreements, if the Index has a dramatic intraday move that causes a material decline in the Fund's net assets, the terms of a swap agreement between the Fund and its counterparty may permit the counterparty to immediately close out the transaction with the Fund. In that event, the Fund may be unable to enter into another swap agreement or invest in other derivatives to achieve the desired exposure consistent with the Fund's investment objective. This, in turn, may prevent the Fund from achieving its investment objective, even if the Index reverses all or a portion of its intraday move by the end of the day. As a result, the value of an investment in the Fund may change quickly and without warning. Any costs associated with using derivatives will also have the effect of lowering the Fund's return.

- **Correlation Risk** — A number of factors may affect the Fund's ability to achieve a high degree of correlation with the Index, and there is no guarantee that the Fund will achieve a high degree of correlation. Failure to achieve a high degree of correlation may prevent the Fund from achieving its investment objective.

Factors that may adversely affect the Fund's correlation with the Index include fees, expenses, transaction costs, income items, valuation methodology, accounting standards and disruptions or illiquidity in the markets for the financial

instruments in which the Fund invests. The Fund may not have investment exposure to all of the securities in the Index, or its weighting of investment exposure to securities may be different from that of the Index. In addition, the Fund may invest in securities not included in the Index. The Fund may take or refrain from taking positions in order to improve tax efficiency, comply with regulatory restrictions, or for other reasons, each of which may negatively affect the Fund's correlation with the Index. The Fund may also be subject to large movements of assets into and out of the Fund, potentially resulting in the Fund being over- or underexposed to the Index and may be impacted by Index reconstitutions and Index rebalancing events. Additionally, the Fund's underlying investments may trade on markets that may not be open on the same day as the Fund, which may cause a difference between the performance of the Fund and the performance of the Index on such day. Any of these factors could decrease correlation between the performance of the Fund and the Index and may hinder the Fund's ability to meet its investment objective.

- **Counterparty Risk** — Investing in derivatives and repurchase agreements involves entering into contracts with third parties (i.e., counterparties). The use of derivatives involves risks that are different from those associated with ordinary portfolio securities transactions. The Fund will be subject to credit risk (i.e., the risk that a counterparty is or is perceived to be unwilling or unable to make timely payments or otherwise meet its contractual obligations) with respect to the amount it expects to receive from counterparties to derivatives and repurchase agreements entered into by the Fund. If a counterparty becomes bankrupt or fails to perform its obligations, or if any collateral posted by the counterparty for the benefit of the Fund is insufficient or there are delays in the Fund's ability to access such collateral, the value of an investment in the Fund may decline.
- **Precious Metals Mining Industry Risk** — The risks related to changes in the price of gold, silver and platinum group metals include changing inflation expectations, currency fluctuations, speculation, and industrial, government and global consumer demand; disruptions in the supply chain; rising production and regulatory compliance costs; adverse effects from government and environmental regulation, world events and economic conditions; market, economic and political risks of the countries where precious metals companies are located or do business; thin capitalization and limited product lines, markets, financial resources or personnel; and the possible illiquidity of certain of the securities represented in the Index, may adversely affect companies engaged in precious metals mining related businesses. Depending on market conditions, precious metals mining companies may dramatically outperform or underperform more traditional equity investments.
- **Equity and Market Risk** — Equity markets are volatile, and the value of securities, swaps, futures and other instruments

correlated with equity markets may fluctuate dramatically from day to day. Equity markets are subject to corporate, political, regulatory, market and economic developments, as well as developments that impact specific economic sectors, industries or segments of the market. Further, stocks in the Index may underperform other equity investments. Volatility in the markets and/or market developments may cause the value of an investment in the Fund to decrease over short or long periods of time.

- **Exposure to Foreign Investments Risk** — Exposure to securities of foreign issuers may provide the Fund with increased risk. Various factors related to foreign investments may negatively impact the Fund's and the Index's performance, such as: i) fluctuations in the value of the applicable foreign currency; ii) differences in securities settlement practices; iii) uncertainty associated with evidence of ownership of investments in countries that lack centralized custodial services; iv) possible regulation of, or other limitations on, investments by U.S. investors in foreign investments; v) potentially higher brokerage commissions; vi) the possibility that a foreign government may withhold portions of interest and dividends at the source; vii) taxation of income earned in foreign countries or other foreign taxes imposed; viii) foreign exchange controls, which may include suspension of the ability to transfer currency from a foreign country; ix) less publicly available information about foreign issuers; x) changes in the denomination currency of a foreign investment; and xi) less certain legal systems in which the Fund may encounter difficulties or be unable to pursue legal remedies. Foreign investments also may be more susceptible to political, social, economic and regional factors than may be the case with U.S. securities. In addition, markets for foreign investments are usually less liquid, more volatile and significantly smaller than markets for U.S. securities, which may affect, among other things, the Fund's ability to purchase or sell foreign investments at appropriate times and prices. Because of differences in settlement times and/or foreign market holidays, transactions in a foreign market may take place one or more days after the necessary exposure to these investments is determined. Until the transactions are effected, the Fund is exposed to increased foreign currency risk and market risk and, ultimately, increased correlation risk.
- **Exposure to Foreign Currency Risk** — Investments linked to or denominated in foreign currencies are exposed to additional risk factors versus those investments denominated in U.S. dollars and linked to U.S. investments. The value of an investment linked to or denominated in a foreign currency could change significantly as foreign currencies strengthen or weaken relative to the U.S. dollar. Devaluations of a currency by a government or banking authority may also have significant impact on the value of any investments linked to or denominated in that currency. Risks related to foreign currencies also include those related to economic or political developments, market inefficiencies or a higher risk that

essential investment information may be incomplete, unavailable, or inaccurate. Foreign currency losses could offset or exceed any potential gains, or add to losses, in the related investments. Currency markets are also generally not as regulated as securities markets. In addition, in order to transact in foreign investments, the Fund may exchange and hold foreign currencies. Regulatory fees or higher custody fees may be imposed on foreign currency holdings.

- **Concentration and Focused Investing** — The Index may concentrate (i.e., composed of securities that represent 25 percent or more of the value of the Index) or focus (i.e., composed of securities that represent a substantial portion of its value, but less than 25 percent) in an industry or group of industries. The Fund will allocate its investments to approximately the same extent as the Index. As a result, the Fund may be subject to greater market fluctuations than a fund that is more broadly invested across industries. Financial, economic, business, regulatory conditions, and other developments affecting issuers in a particular industry or group of industries will have a greater effect on the Fund, and if securities of the particular industry or group of industries as a group fall out of favor, the Fund could underperform, or its net asset value may be more volatile than, funds that have greater industry diversification.
- **Exposure to Large-Cap Company Investment Risk** — Although returns on investments in large-cap companies are often perceived as being less volatile than the returns of companies with smaller market capitalizations, the return on large-cap securities could trail the returns on investments in smaller and mid-sized companies for a number of reasons. For example, large-cap companies may be unable to respond quickly to new competitive challenges, such as changes in technology, and also may not be able to attain the high growth rate of successful smaller companies.
- **Exposure to Small- and Mid-Cap Company Investment Risk** — The risk of equity investing may be particularly acute for securities of issuers with smaller market capitalizations. Small- and mid-cap companies may have limited product lines or resources, may be dependent upon a particular market niche and may have greater fluctuations in price than the stocks of larger companies. Small- and mid-cap companies may lack the financial and personnel resources to handle economic or industry-wide setbacks and, as a result, such setbacks could have a greater effect on small- and mid-cap security prices. Additionally, small- and mid-cap company stocks may trade at greater spreads or lower trading volumes, and may be less liquid than the stocks of larger companies. Further, stocks of small- and mid-sized companies could be more difficult to liquidate during market downturns compared to larger, more widely traded companies.
- **Natural Disaster/Epidemic Risk** — Natural or environmental disasters, such as earthquakes, fires, floods, hurricanes, tsunamis and other severe weather-related phenomena generally, and widespread disease, including

pandemics and epidemics (for example, the novel coronavirus COVID-19), have been and can be highly disruptive to economies and markets and have recently led, and may continue to lead, to increased market volatility and significant market losses. Such natural disaster and health crises could exacerbate political, social, and economic risks, and result in significant breakdowns, delays, shutdowns, social isolation, and other disruptions to important global, local and regional supply chains affected, with potential corresponding results on the operating performance of the Fund and its investments. A climate of uncertainty and panic, including the contagion of infectious viruses or diseases, may adversely affect global, regional, and local economies and reduce the availability of potential investment opportunities, and increases the difficulty of performing due diligence and modeling market conditions, potentially reducing the accuracy of financial projections. Under these circumstances, the Fund may have difficulty achieving its investment objectives which may adversely impact Fund performance. Further, such events can be highly disruptive to economies and markets, significantly disrupt the operations of individual companies (including, but not limited to, the Fund's investment advisor, third party service providers, and counterparties), sectors, industries, markets, securities and commodity exchanges, currencies, interest and inflation rates, credit ratings, investor sentiment, and other factors affecting the value of the Fund's investments. These factors can cause substantial market volatility, exchange trading suspensions and closures, changes in the availability of and the margin requirements for certain instruments, and can impact the ability of the Fund to complete redemptions and otherwise affect Fund performance and Fund trading in the secondary market. A widespread crisis would also affect the global economy in ways that cannot necessarily be foreseen. How long such events will last and whether they will continue or recur cannot be predicted. Impacts from these could have a significant impact on the Fund's performance, resulting in losses to your investment.

- **Risk that Current Assumptions and Expectations Could Become Outdated As a Result of Global Economic Shock** — The onset of the novel coronavirus (COVID-19) has caused significant shocks to global financial markets and economies, with many governments taking extreme actions to slow and contain the spread of COVID-19. These actions have had, and likely will continue to have, a severe economic impact on global economies as economic activity in some instances has essentially ceased. Financial markets across the globe are experiencing severe distress at least equal to what was experienced during the global financial crisis in 2008. In March 2020, U.S. equity markets entered a bear market in the fastest such move in the history of U.S. financial markets. During much of 2020, the unemployment rate in the U.S. was extremely high by historical standards. It is not possible to predict when unemployment and market conditions will return to more normal levels. The global economic shocks



being experienced as of the date hereof may cause the underlying assumptions and expectations of the Fund to become outdated quickly or inaccurate, resulting in significant losses.

- **Non-Diversification Risk** — The Fund is classified as “non-diversified” under the Investment Company Act of 1940, as amended (“1940 Act”). This means it has the ability to invest a relatively high percentage of its assets in the securities of a small number of issuers or in financial instruments with a single counterparty or a few counterparties. This may increase the Fund’s volatility and increase the risk that the Fund’s performance will decline based on the performance of a single issuer or the credit of a single counterparty.
- **Index Performance Risk** — The Index is maintained by a third party provider unaffiliated with the Fund or ProFund Advisors. There can be no guarantee or assurance that the methodology used by the third party provider to create the Index will result in the Fund achieving positive returns. Further, there can be no guarantee that the methodology underlying the Index or the daily calculation of the Index will be free from error. It is also possible that the value of the Index may be subject to intentional manipulation by third-party market participants. The Index used by the Fund may underperform other asset classes and may underperform other similar indices. Each of these factors could have a negative impact on the performance of the Fund.
- **Active Investor Risk** — The Fund permits short-term trading of its securities. A significant portion of assets invested in the Fund may come from professional money managers and investors who use the Fund as part of active trading or tactical asset allocation strategies. These strategies often call for frequent trading to take advantage of anticipated changes in market conditions, which could increase portfolio turnover and may result in additional costs for the Fund. In addition, large movements of assets into and out of the Fund may have a negative impact on the Fund’s ability to achieve its investment objective or maintain a consistent level of operating expenses. In certain circumstances, the Fund’s expense ratio may vary from current estimates or the historical ratio disclosed in this Prospectus.
- **Early Close/Late Close/Trading Halt Risk** — An exchange or market may close early, close late or issue trading halts on specific securities or financial instruments. As a result, the ability to trade certain securities or financial instruments may be restricted, which may result in the Fund being unable to trade those and other related financial instruments at all. In these circumstances, the Fund may be unable to rebalance its portfolio, may be unable to accurately price its investments and/or may incur substantial trading losses.
- **Liquidity Risk** — In certain circumstances, such as the disruption of the orderly markets for the financial instruments in which the Fund invests, the Fund might not be able to acquire or dispose of certain holdings quickly or at prices that represent true market value in the judgment of ProFund Advisors. Markets for the financial instruments in which the Fund invests may be disrupted by a number of events, including but not limited to economic crises, political crises, health crises, natural disasters, excessive volatility, new legislation, or regulatory changes inside or outside of the U.S. For example, regulation limiting the ability of certain financial institutions to invest in certain financial instruments would likely reduce the liquidity of those instruments. These situations may prevent the Fund from limiting losses, realizing gains or achieving a high correlation with the Index.
- **Portfolio Turnover Risk** — The Fund may incur high portfolio turnover to manage the Fund’s investment exposure. Additionally, active trading of the Fund’s shares may cause more frequent purchase and sales activities that could, in certain circumstances, increase the number of portfolio transactions. High levels of portfolio transactions increase brokerage and other transaction costs and may result in increased taxable capital gains. Each of these factors could have a negative impact on the performance of the Fund.
- **Tax Risk** — In order to qualify for the special tax treatment accorded a regulated investment company (“RIC”) and its shareholders, the Fund must derive at least 90% of its gross income for each taxable year from “qualifying income,” meet certain asset diversification tests at the end of each taxable quarter, and meet annual distribution requirements. The Fund’s pursuit of its investment strategies will potentially be limited by the Fund’s intention to qualify for such treatment and could adversely affect the Fund’s ability to so qualify. The Fund can make certain investments, the treatment of which for these purposes is unclear. If, in any year, the Fund were to fail to qualify for the special tax treatment accorded a RIC and its shareholders, and were ineligible to or were not to cure such failure, the Fund would be taxed in the same manner as an ordinary corporation subject to U.S. federal income tax on all its income at the fund level. The resulting taxes could substantially reduce the Fund’s net assets and the amount of income available for distribution. In addition, in order to requalify for taxation as a RIC, the Fund could be required to recognize unrealized gains, pay substantial taxes and interest, and make certain distributions. Please see the Statement of Additional Information for more information.
- **Valuation Risk** — In certain circumstances (e.g., if ProFund Advisors believes market quotations do not accurately reflect the fair value of an investment, or a trading halt closes an exchange or market early), ProFund Advisors may, in its sole discretion, choose to determine a fair value price as the basis for determining the market value of such investment for such day. The fair value of an investment determined by ProFund Advisors may be different from other value determinations of the same investment. Portfolio investments that are valued using techniques other than market quotations, including “fair valued” investments, may be subject to greater fluctuation in



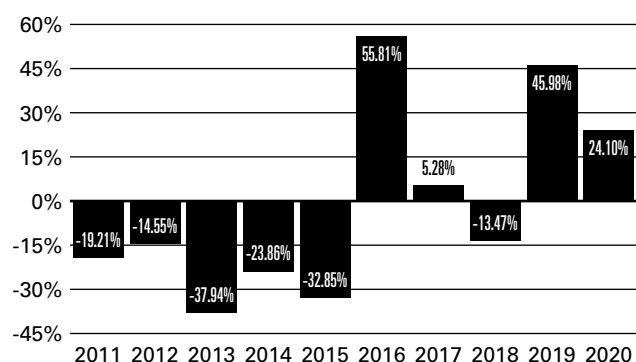
their value from one day to the next than would be the case if market quotations were used. In addition, there is no assurance that the Fund could sell a portfolio investment for the value established for it at any time, and it is possible that the Fund would incur a loss because a portfolio investment is sold at a discount to its established value.

Please see “Investment Objectives, Principal Investment Strategies and Related Risks” in the Fund’s Prospectus for additional details.

## Investment Results

The bar chart below shows how the Fund’s investment results have varied from year to year, and the table shows how the Fund’s average annual total returns for various periods compare with different broad measures of market performance. This information provides some indication of the risks of investing in the Fund. The Fund’s performance information reflects applicable fee waivers and/or expense limitations in effect during the period presented. Absent such fee waivers/expense limitations, if any, performance would have been lower. It does not reflect charges and fees associated with a separate account that invests in the Fund or any insurance contract for which it is an investment option. Charges and fees will reduce returns. Past results are not predictive of future results.

### Annual Returns as of December 31



Best Quarter (ended 6/30/2020): **52.91%**

Worst Quarter (ended 6/30/2013): **-30.36%**

The year-to-date return as of the most recent quarter, which ended March 31, 2021, was -7.77%.

### Average Annual Total Returns

As of December 31, 2020

	One Year	Five Years	Ten Years	Inception Date
ProFund VP Precious Metals	24.10%	20.79%	-5.58%	5/1/2002
<b>S&amp;P 500<sup>®1</sup></b>	<b>18.40%</b>	<b>15.22%</b>	<b>13.88%</b>	
<b>Dow Jones Precious Metals<sup>SM</sup> Index<sup>1</sup></b>	<b>27.50%</b>	<b>23.96%</b>	<b>-3.24%</b>	

1 Reflects no deduction for fees, expenses or taxes. Adjusted to reflect the reinvestment of dividends paid by issuers in the Index.

## Management

The Fund is advised by ProFund Advisors. Michael Neches, Senior Portfolio Manager, and Tarak Davé, Portfolio Manager, have jointly and primarily managed the Fund since October 2013 and March 2018, respectively.

## Purchase and Sale of Fund Shares

Shares are available for purchase by insurance company separate accounts to serve as an investment medium for variable insurance contracts, and by qualified pension and retirement plans, certain insurance companies, and ProFund Advisors. Investors do not contact the Fund directly to purchase or redeem shares. Please refer to the prospectus of the relevant separate account for information on the allocation of premiums and on transfers of accumulated value among sub-accounts of the separate accounts that invest in the Fund.

## Tax Information

The Fund normally distributes its net investment income and net realized capital gains, if any, to its shareholders. If you are a holder of a contract or policy that invests in the Fund through an insurance company separate account, then these distributions will generally not be taxable to you; please consult the prospectus or other information provided to you by the insurance company regarding the tax consequences of your contract or policy. If you are a holder of such a contract or policy, or if you are investing through a pension or retirement plan that is a tax-advantaged arrangement, you may be taxed later upon distributions with respect to or from those contracts or arrangements. The Fund intends to distribute income, if any, and capital gains, if any, at least annually.

## Payments to Insurance Companies and Other Financial Intermediaries

The Fund or its distributor (and related companies) may pay insurance companies, which in turn may pay broker-dealers or other financial intermediaries (such as banks and insurance companies, or their related companies) for the sale and retention of variable contracts and/or policies which offer Fund shares. These payments may create a conflict of interest for a financial intermediary selling such variable contracts and/or policies, or may be a factor in the insurance company’s decision to include the Fund as an investment option in its variable contract or policy. For more information, ask your financial advisor, visit your financial intermediary’s website or consult the prospectus for the contract or policy.

## Investment Objective

ProFund VP Real Estate (the “Fund”) seeks investment results, before fees and expenses, that track the performance of the Dow Jones U.S. Real Estate<sup>SM</sup> Index (the “Index”).

## Fees and Expenses of the Fund

The table below describes the fees and expenses that you may pay if you buy, hold, and sell shares of the Fund. The expenses shown do not reflect charges or fees associated with insurance company separate accounts or insurance contracts, which would have the effect of increasing overall expenses. Annuity and policy holders should consult the prospectus for their contract or policy for more information about such charges and fees.

### Annual Fund Operating Expenses

(expenses that you pay each year as a percentage of the value of your investment)

Investment Advisory Fees	0.75%
Distribution and Service (12b-1) Fees	0.25%
Other Expenses	0.76%

### Total Annual Fund Operating Expenses Before Fee

**Waivers and Expense Reimbursements** 1.76%

Fee Waivers/Reimbursements<sup>1</sup> -0.08%

### Total Annual Fund Operating Expenses After Fee

**Waivers and Expense Reimbursements** 1.68%

<sup>1</sup> ProFund Advisors LLC (“ProFund Advisors”) has contractually agreed to waive Investment Advisory and Management Services Fees and to reimburse Other Expenses to the extent Total Annual Fund Operating Expenses Before Fee Waivers and Expense Reimbursements, as a percentage of average daily net assets, exceed 1.68% through April 30, 2022. After such date, the expense limitation may be terminated or revised by ProFund Advisors. Amounts waived or reimbursed in a particular contractual period may be recouped by ProFund Advisors within three years of the end of that contractual period, however, such recoupment will be limited to the lesser of any expense limitation in place at the time of recoupment or the expense limitation in place at the time of waiver or reimbursement.

**Example:** This example is intended to help you compare the cost of investing in the Fund with the cost of investing in other mutual funds.

The example assumes that you invest \$10,000 in the Fund for the time periods indicated and then redeem all of your shares at the end of each period. The example also assumes that your investment has a 5% return each year and that the Fund’s operating expenses remain the same, except that the fee waiver/expense reimbursement is assumed only to pertain to the first year. It does not reflect separate account or insurance contract fees or charges. If these charges were reflected, expenses would be higher. Although your actual costs may be higher or lower, based on these assumptions your approximate costs would be:

	1 Year	3 Years	5 Years	10 Years
ProFund VP Real Estate	\$171	\$546	\$947	\$2,067

The Fund pays transaction and financing costs associated with the purchase and sale of securities. These costs are not reflected in the table or the example above.

## Portfolio Turnover

The Fund pays transaction costs, such as commissions, when it buys and sells securities (or “turns over” its portfolio). A higher portfolio turnover rate may indicate higher transaction costs. These costs, which are not reflected in the Annual Fund Operating Expenses or in the example above, affect the Fund’s performance. During the most recent fiscal year, the Fund’s annual portfolio turnover rate was 150% of the average value of its entire portfolio.

## Principal Investment Strategies

The Fund invests in securities that ProFund Advisors believes, in combination, should track the performance of the Index. The Index is constructed and maintained by S&P Dow Jones Indices LLC. The Index seeks to measure the performance of certain companies in the real estate industry of the U.S. equity market. Component companies include, among others, real estate holding and development and real estate services companies and real estate investment trusts (“REITs”). REITs are passive investment vehicles that invest primarily in income producing real estate or real estate related loans or interests. The Index is a market cap weighted index that is updated in March, June, September and December. The Index is published under the Bloomberg ticker symbol “DJUSRE.”

The Fund will invest principally in the financial instruments set forth below.

- **Equity Securities** — The Fund invests in common stock issued by public companies.

ProFund Advisors uses a mathematical approach to investing. Using this approach, ProFund Advisors determines the type, quantity and mix of investment positions that it believes, in combination, the Fund should hold to produce returns consistent with the Fund’s investment objective. The Fund may invest in or gain exposure to only a representative sample of the securities in the Index or to securities not contained in the Index or in financial instruments, with the intent of obtaining exposure with aggregate characteristics similar to those of the Index. In managing the assets of the Fund, ProFund Advisors does not invest the assets of the Fund in securities or financial instruments based on ProFund Advisors’ view of the investment merit of a particular security, instrument, or company, nor does it conduct conventional investment research or analysis or forecast market movement or trends. The Fund seeks to remain fully invested at all times in securities and/or financial instruments that, in combination, provide exposure to the returns of the Index without regard to market conditions, trends or direction.

The Fund will concentrate or focus its investments in a particular industry or group of industries to approximately the same extent the Index is so concentrated or focused. As of December 31, 2020, the Index was concentrated in the real estate industry group.

Please see “Investment Objectives, Principal Investment Strategies and Related Risks” in the Fund’s Prospectus for additional details.

## Principal Risks

### You could lose money by investing in the Fund.

The principal risks described below are intended to provide information about the factors likely to have a significant adverse impact on the Fund’s returns and consequently the value of an investment in the Fund. The risks are presented in an order intended to facilitate readability and their order does not imply that the realization of one risk is more likely to occur than another risk or likely to have a greater adverse impact than another risk.

- **Correlation Risk** — A number of factors may affect the Fund’s ability to achieve a high degree of correlation with the Index, and there is no guarantee that the Fund will achieve a high degree of correlation. Failure to achieve a high degree of correlation may prevent the Fund from achieving its investment objective.

Factors that may adversely affect the Fund’s correlation with the Index include fees, expenses, transaction costs, income items, valuation methodology, accounting standards and disruptions or illiquidity in the markets for the financial instruments in which the Fund invests. The Fund may not have investment exposure to all of the securities in the Index, or its weighting of investment exposure to securities may be different from that of the Index. In addition, the Fund may invest in securities not included in the Index. The Fund may take or refrain from taking positions in order to improve tax efficiency, comply with regulatory restrictions, or for other reasons, each of which may negatively affect the Fund’s correlation with the Index. The Fund may also be subject to large movements of assets into and out of the Fund, potentially resulting in the Fund being over- or underexposed to the Index and may be impacted by Index reconstitutions and Index rebalancing events. Additionally, the Fund’s underlying investments may trade on markets that may not be open on the same day as the Fund, which may cause a difference between the performance of the Fund and the performance of the Index on such day. Any of these factors could decrease correlation between the performance of the Fund and the Index and may hinder the Fund’s ability to meet its investment objective.

- **Real Estate Industry Risk** — Investing in securities of real estate companies includes risks such as: fluctuations in the value of the underlying properties; periodic overbuilding and market saturation; changes in general and local economic conditions; changes in demographic trends, such as population shifts or changing tastes and values; concentration

in a particular geographic region or property type; catastrophic events such as earthquakes, hurricanes and terrorist acts; casualty or condemnation losses; decreases in market rates for rents; increased competition; increases in property taxes, interest rates, capital expenditures, or operating expenses; changes in the availability, cost and terms of mortgage funds; defaults by borrowers or tenants; and other economic, political or regulatory occurrences, including the impact of changes in environmental laws, that may affect the real estate industry.

- **Equity and Market Risk** — Equity markets are volatile, and the value of securities, swaps, futures and other instruments correlated with equity markets may fluctuate dramatically from day to day. Equity markets are subject to corporate, political, regulatory, market and economic developments, as well as developments that impact specific economic sectors, industries or segments of the market. Further, stocks in the Index may underperform other equity investments. Volatility in the markets and/or market developments may cause the value of an investment in the Fund to decrease over short or long periods of time.
- **Concentration and Focused Investing** — The Index may concentrate (i.e., composed of securities that represent 25 percent or more of the value of the Index) or focus (i.e., composed of securities that represent a substantial portion of its value, but less than 25 percent) in an industry or group of industries. The Fund will allocate its investments to approximately the same extent as the Index. As a result, the Fund may be subject to greater market fluctuations than a fund that is more broadly invested across industries. Financial, economic, business, regulatory conditions, and other developments affecting issuers in a particular industry or group of industries will have a greater effect on the Fund, and if securities of the particular industry or group of industries as a group fall out of favor, the Fund could underperform, or its net asset value may be more volatile than, funds that have greater industry diversification.
- **Large-Cap Company Investment Risk** — Although returns on investments in large-cap companies are often perceived as being less volatile than the returns of companies with smaller market capitalizations, the return on large-cap securities could trail the returns on investments in smaller and mid-sized companies for a number of reasons. For example, large-cap companies may be unable to respond quickly to new competitive challenges, such as changes in technology, and also may not be able to attain the high growth rate of successful smaller companies.
- **Natural Disaster/Epidemic Risk** — Natural or environmental disasters, such as earthquakes, fires, floods, hurricanes, tsunamis and other severe weather-related phenomena generally, and widespread disease, including pandemics and epidemics (for example, the novel coronavirus COVID-19), have been and can be highly disruptive to economies and markets and have recently led, and may

continue to lead, to increased market volatility and significant market losses. Such natural disaster and health crises could exacerbate political, social, and economic risks, and result in significant breakdowns, delays, shutdowns, social isolation, and other disruptions to important global, local and regional supply chains affected, with potential corresponding results on the operating performance of the Fund and its investments. A climate of uncertainty and panic, including the contagion of infectious viruses or diseases, may adversely affect global, regional, and local economies and reduce the availability of potential investment opportunities, and increases the difficulty of performing due diligence and modeling market conditions, potentially reducing the accuracy of financial projections. Under these circumstances, the Fund may have difficulty achieving its investment objectives which may adversely impact Fund performance. Further, such events can be highly disruptive to economies and markets, significantly disrupt the operations of individual companies (including, but not limited to, the Fund's investment advisor, third party service providers, and counterparties), sectors, industries, markets, securities and commodity exchanges, currencies, interest and inflation rates, credit ratings, investor sentiment, and other factors affecting the value of the Fund's investments. These factors can cause substantial market volatility, exchange trading suspensions and closures, changes in the availability of and the margin requirements for certain instruments, and can impact the ability of the Fund to complete redemptions and otherwise affect Fund performance and Fund trading in the secondary market. A widespread crisis would also affect the global economy in ways that cannot necessarily be foreseen. How long such events will last and whether they will continue or recur cannot be predicted. Impacts from these could have a significant impact on the Fund's performance, resulting in losses to your investment.

• **Risk that Current Assumptions and Expectations Could Become Outdated As a Result of Global Economic Shock** —

The onset of the novel coronavirus (COVID-19) has caused significant shocks to global financial markets and economies, with many governments taking extreme actions to slow and contain the spread of COVID-19. These actions have had, and likely will continue to have, a severe economic impact on global economies as economic activity in some instances has essentially ceased. Financial markets across the globe are experiencing severe distress at least equal to what was experienced during the global financial crisis in 2008. In March 2020, U.S. equity markets entered a bear market in the fastest such move in the history of U.S. financial markets. During much of 2020, the unemployment rate in the U.S. was extremely high by historical standards. It is not possible to predict when unemployment and market conditions will return to more normal levels. The global economic shocks being experienced as of the date hereof may cause the

underlying assumptions and expectations of the Fund to become outdated quickly or inaccurate, resulting in significant losses.

- **Index Performance Risk** — The Index is maintained by a third party provider unaffiliated with the Fund or ProFund Advisors. There can be no guarantee or assurance that the methodology used by the third party provider to create the Index will result in the Fund achieving positive returns. Further, there can be no guarantee that the methodology underlying the Index or the daily calculation of the Index will be free from error. It is also possible that the value of the Index may be subject to intentional manipulation by third-party market participants. The Index used by the Fund may underperform other asset classes and may underperform other similar indices. Each of these factors could have a negative impact on the performance of the Fund.
- **Active Investor Risk** — The Fund permits short-term trading of its securities. A significant portion of assets invested in the Fund may come from professional money managers and investors who use the Fund as part of active trading or tactical asset allocation strategies. These strategies often call for frequent trading to take advantage of anticipated changes in market conditions, which could increase portfolio turnover and may result in additional costs for the Fund. In addition, large movements of assets into and out of the Fund may have a negative impact on the Fund's ability to achieve its investment objective or maintain a consistent level of operating expenses. In certain circumstances, the Fund's expense ratio may vary from current estimates or the historical ratio disclosed in this Prospectus.
- **Early Close/Late Close/Trading Halt Risk** — An exchange or market may close early, close late or issue trading halts on specific securities or financial instruments. As a result, the ability to trade certain securities or financial instruments may be restricted, which may result in the Fund being unable to trade those and other related financial instruments at all. In these circumstances, the Fund may be unable to rebalance its portfolio, may be unable to accurately price its investments and/or may incur substantial trading losses.
- **Liquidity Risk** — In certain circumstances, such as the disruption of the orderly markets for the financial instruments in which the Fund invests, the Fund might not be able to acquire or dispose of certain holdings quickly or at prices that represent true market value in the judgment of ProFund Advisors. Markets for the financial instruments in which the Fund invests may be disrupted by a number of events, including but not limited to economic crises, political crises, health crises, natural disasters, excessive volatility, new legislation, or regulatory changes inside or outside of the U.S. For example, regulation limiting the ability of certain financial institutions to invest in certain financial instruments



would likely reduce the liquidity of those instruments. These situations may prevent the Fund from limiting losses, realizing gains or achieving a high correlation with the Index.

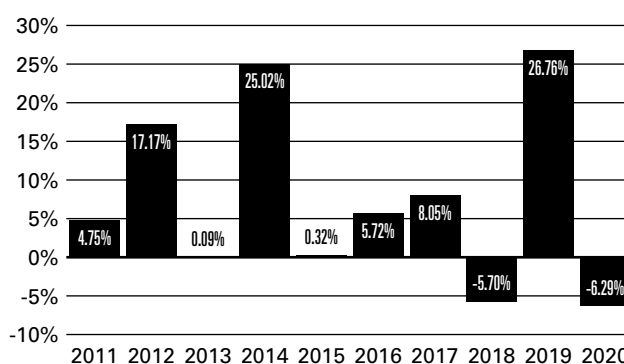
- **Portfolio Turnover Risk** — The Fund may incur high portfolio turnover to manage the Fund’s investment exposure. Additionally, active trading of the Fund’s shares may cause more frequent purchase and sales activities that could, in certain circumstances, increase the number of portfolio transactions. High levels of portfolio transactions increase brokerage and other transaction costs and may result in increased taxable capital gains. Each of these factors could have a negative impact on the performance of the Fund.
- **Tax Risk** — In order to qualify for the special tax treatment accorded a regulated investment company (“RIC”) and its shareholders, the Fund must derive at least 90% of its gross income for each taxable year from “qualifying income,” meet certain asset diversification tests at the end of each taxable quarter, and meet annual distribution requirements. The Fund’s pursuit of its investment strategies will potentially be limited by the Fund’s intention to qualify for such treatment and could adversely affect the Fund’s ability to so qualify. The Fund can make certain investments, the treatment of which for these purposes is unclear. If, in any year, the Fund were to fail to qualify for the special tax treatment accorded a RIC and its shareholders, and were ineligible to or were not to cure such failure, the Fund would be taxed in the same manner as an ordinary corporation subject to U.S. federal income tax on all its income at the fund level. The resulting taxes could substantially reduce the Fund’s net assets and the amount of income available for distribution. In addition, in order to requalify for taxation as a RIC, the Fund could be required to recognize unrealized gains, pay substantial taxes and interest, and make certain distributions. Please see the Statement of Additional Information for more information.
- **Valuation Risk** — In certain circumstances (e.g., if ProFund Advisors believes market quotations do not accurately reflect the fair value of an investment, or a trading halt closes an exchange or market early), ProFund Advisors may, in its sole discretion, choose to determine a fair value price as the basis for determining the market value of such investment for such day. The fair value of an investment determined by ProFund Advisors may be different from other value determinations of the same investment. Portfolio investments that are valued using techniques other than market quotations, including “fair valued” investments, may be subject to greater fluctuation in their value from one day to the next than would be the case if market quotations were used. In addition, there is no assurance that the Fund could sell a portfolio investment for the value established for it at any time, and it is possible that the Fund would incur a loss because a portfolio investment is sold at a discount to its established value.

Please see “Investment Objectives, Principal Investment Strategies and Related Risks” in the Fund’s Prospectus for additional details.

## Investment Results

The bar chart below shows how the Fund’s investment results have varied from year to year, and the table shows how the Fund’s average annual total returns for various periods compare with different broad measures of market performance. This information provides some indication of the risks of investing in the Fund. The Fund’s performance information reflects applicable fee waivers and/or expense limitations in effect during the period presented. Absent such fee waivers/expense limitations, if any, performance would have been lower. It does not reflect charges and fees associated with a separate account that invests in the Fund or any insurance contract for which it is an investment option. Charges and fees will reduce returns. Past results are not predictive of future results.

### Annual Returns as of December 31



Best Quarter (ended 3/31/2019): **16.64%**

Worst Quarter (ended 3/31/2020): **-24.58%**

The year-to-date return as of the most recent quarter, which ended March 31, 2021, was 7.27%.

### Average Annual Total Returns

As of December 31, 2020

	One Year	Five Years	Ten Years	Inception Date
ProFund VP Real Estate	-6.29%	5.05%	7.02%	1/22/2001
<b>S&amp;P 500®<sup>1</sup></b>	<b>18.40%</b>	<b>15.22%</b>	<b>13.88%</b>	
<b>Dow Jones U.S. Real Estate<sup>SM</sup> Index<sup>1</sup></b>	<b>-5.29%</b>	<b>6.72%</b>	<b>8.73%</b>	

<sup>1</sup> Reflects no deduction for fees, expenses or taxes. Adjusted to reflect the reinvestment of dividends paid by issuers in the Index.

## Management

The Fund is advised by ProFund Advisors. Michael Neches, Senior Portfolio Manager, and Tarak Davé, Portfolio Manager, have jointly and primarily managed the Fund since October 2013 and March 2018, respectively.

## Purchase and Sale of Fund Shares

Shares are available for purchase by insurance company separate accounts to serve as an investment medium for variable insurance contracts, and by qualified pension and retirement



plans, certain insurance companies, and ProFund Advisors. Investors do not contact the Fund directly to purchase or redeem shares. Please refer to the prospectus of the relevant separate account for information on the allocation of premiums and on transfers of accumulated value among sub-accounts of the separate accounts that invest in the Fund.

### **Tax Information**

The Fund normally distributes its net investment income and net realized capital gains, if any, to its shareholders. If you are a holder of a contract or policy that invests in the Fund through an insurance company separate account, then these distributions will generally not be taxable to you; please consult the prospectus or other information provided to you by the insurance company regarding the tax consequences of your contract or policy. If you are a holder of such a contract or policy, or if you are investing through a pension or retirement plan that is a tax-advantaged arrangement, you may be taxed later upon distributions with

respect to or from those contracts or arrangements. The Fund intends to distribute income, if any, and capital gains, if any, at least annually.

### **Payments to Insurance Companies and Other Financial Intermediaries**

The Fund or its distributor (and related companies) may pay insurance companies, which in turn may pay broker-dealers or other financial intermediaries (such as banks and insurance companies, or their related companies) for the sale and retention of variable contracts and/or policies which offer Fund shares. These payments may create a conflict of interest for a financial intermediary selling such variable contracts and/or policies, or may be a factor in the insurance company's decision to include the Fund as an investment option in its variable contract or policy. For more information, ask your financial advisor, visit your financial intermediary's website or consult the prospectus for the contract or policy.

## Important Information About the Fund

ProFund VP Rising Rates Opportunity (the “Fund”) seeks daily investment results, before fees and expenses, that correspond to the one and one-quarter time the inverse (-1.25x) of the movement of the most recently issued 30-Year U.S. Treasury Bond (the “Long Bond”) for a single day, not for any other period. A “single day” is measured from the time the Fund calculates its net asset value (“NAV”) to the time of the Fund’s next NAV calculation. **The return of the Fund for periods longer than a single day will be the result of its return for each day compounded over the period. The Fund’s returns for periods longer than a single day will very likely differ in amount, and possibly even direction, from the Fund’s stated multiple (-1.25x) times the return of the Long Bond for the same period. For periods longer than a single day, the Fund will lose money if the Long Bond’s performance is flat, and it is possible that the Fund will lose money even if the level of the Long Bond falls.** Longer holding periods, higher Long Bond volatility, and greater inverse leverage exposure each exacerbate the impact of compounding on an investor’s returns. During periods of higher Long Bond volatility, the volatility of the Long Bond may affect the Fund’s return as much as or more than the return of the Long Bond.

**The Fund presents different risks than other types of funds. The Fund uses leverage and is riskier than similarly benchmarked funds that do not use leverage. The Fund may not be suitable for all investors and should be used only by knowledgeable investors who understand the consequences of seeking daily inverse leverage (-1.25x) investment results, including the impact of compounding on Fund performance. Investors in the Fund should actively manage and monitor their investments, as frequently as daily. An investor in the Fund could potentially lose the full principal value of their investment within a single day.**

## Investment Objective

The Fund seeks daily investment results, before fees and expenses, that correspond to one and one-quarter time the inverse (-1.25x) of the daily performance of the Long Bond. **The Fund does not seek to achieve its stated investment objective over a period of time greater than a single day.**

## Fees and Expenses of the Fund

The table below describes the fees and expenses that you may pay if you buy, hold, and sell shares of the Fund. The expenses shown do not reflect charges or fees associated with insurance company separate accounts or insurance contracts, which would have the effect of increasing overall expenses. Annuity and policy

holders should consult the prospectus for their contract or policy for more information about such charges and fees.

### Annual Fund Operating Expenses

(expenses that you pay each year as a percentage of the value of your investment)

Investment Advisory Fees	0.75%
Distribution and Service (12b-1) Fees	0.25%
Other Expenses	0.73%
Recoupment	0.04%
Other Operating Expenses	0.69%

### Total Annual Fund Operating Expenses Before Fee

**Waivers and Expense Reimbursements** 1.73%

Fee Waivers/Reimbursements<sup>1</sup> -0.05%

### Total Annual Fund Operating Expenses After Fee

**Waivers and Expense Reimbursements** **1.68%**

- 1 ProFund Advisors LLC (“ProFund Advisors”) has contractually agreed to waive Investment Advisory and Management Services Fees and to reimburse Other Expenses to the extent Total Annual Fund Operating Expenses Before Fee Waivers and Expense Reimbursements, as a percentage of average daily net assets, exceed 1.68% through April 30, 2022. After such date, the expense limitation may be terminated or revised by ProFund Advisors. Amounts waived or reimbursed in a particular contractual period may be recouped by ProFund Advisors within three years of the end of that contractual period, however, such recoupment will be limited to the lesser of any expense limitation in place at the time of recoupment or the expense limitation in place at the time of waiver or reimbursement. The “Recoupment” line shows gross recoupment payments made by the Fund during its most recent fiscal year. In addition, at times during the fiscal year amounts were waived or reimbursed to the Fund - the gross amount of this waiver/reimbursement is shown separately in the “Fee Waivers/Reimbursements” line. The recoupment shown did not cause the Fund’s expenses to exceed any expense limitation in place at the time of recoupment or the time the recouped amounts were originally waived/reimbursed.

**Example:** This example is intended to help you compare the cost of investing in the Fund with the cost of investing in other mutual funds.

The example assumes that you invest \$10,000 in the Fund for the time periods indicated and then redeem all of your shares at the end of each period. The example also assumes that your investment has a 5% return each year and that the Fund’s operating expenses remain the same, except that the fee waiver/expense reimbursement is assumed only to pertain to the first year. It does not reflect separate account or insurance contract fees or charges. If these charges were reflected, expenses would

be higher. Although your actual costs may be higher or lower, based on these assumptions your approximate costs would be:

	1Year	3Years	5Years	10Years
ProFund VP Rising Rates Opportunity	\$171	\$540	\$934	\$2,037

The Fund pays transaction and financing costs associated with the purchase and sale of securities and derivatives. These costs are not reflected in the table or the example above.

### Portfolio Turnover

The Fund pays transaction costs, such as commissions, when it buys and sells securities (or “turns over” its portfolio). A higher portfolio turnover rate may indicate higher transaction costs. These costs, which are not reflected in the Annual Fund Operating Expenses or in the example above, affect the Fund’s performance. During the most recent fiscal year, the Fund’s annual portfolio turnover rate was 0% of the average value of its entire portfolio. This portfolio turnover rate is calculated without regard to cash instruments or derivatives transactions. If such transactions were included, the Fund’s portfolio turnover rate would be significantly higher.

### Principal Investment Strategies

The Fund invests in financial instruments that ProFund Advisors believes, in combination, should produce daily returns consistent with the Fund’s investment objective.

The Fund will invest principally in the financial instruments set forth below. The Fund expects that its cash balances maintained in connection with the use of financial instruments will typically be held in money market instruments.

- **Derivatives** — The Fund invests in derivatives, which are financial instruments whose value is derived from the value of an underlying asset or assets, such as stocks, bonds, funds (including exchange-traded funds (“ETFs”)), interest rates or indexes. The Fund invests in derivatives as a substitute for directly shorting debt in order to seek returns for a single day that are inverse leverage (-1.25x) to the returns of the Long Bond for that day. These derivatives principally include:

- **Swap Agreements** — Contracts entered into primarily with major global financial institutions for a specified period ranging from a day to more than one year. In a standard “swap” transaction, two parties agree to exchange the return (or differentials in rates of return) earned or realized on particular predetermined investments or instruments. The gross return to be exchanged or “swapped” between the parties is calculated with respect to a “notional amount,” e.g., the return on or change in value of a particular dollar amount invested in a “basket” of securities or an ETF representing a particular index.

- **Money Market Instruments** — The Fund invests in short-term cash instruments that have a remaining maturity of 397

days or less and exhibit high quality credit profiles, for example:

- **U.S. Treasury Bills** — U.S. government securities that have initial maturities of one year or less, and are supported by the full faith and credit of the U.S. government.
- **Repurchase Agreements** — Contracts in which a seller of securities, usually U.S. government securities or other money market instruments, agrees to buy the securities back at a specified time and price. Repurchase agreements are primarily used by the Fund as a short-term investment vehicle for cash positions.

ProFund Advisors uses a mathematical approach to investing. Using this approach, ProFund Advisors determines the type, quantity and mix of investment positions that it believes, in combination, the Fund should hold to produce daily returns consistent with the daily Fund’s investment objective. The Fund may gain inverse exposure to only a representative sample of the securities in the Index or to securities not contained in the Index or in financial instruments, with the intent of obtaining exposure with aggregate characteristics similar to those of one and one-quarter time the inverse of the single day returns of the Index. In managing the assets of the Fund, ProFund Advisors does not invest the assets of the Fund in securities or financial instruments based on ProFund Advisors’ view of the investment merit of a particular security, instrument, or company, nor does it conduct conventional investment research or analysis or forecast market movement or trends. The Fund seeks to remain fully invested at all times in securities and/or financial instruments that, in combination, provide inverse leverage exposure to the single day returns of the Long Bond, consistent with its investment objective, without regard to market conditions, trends or direction. The Fund seeks investment results for a single day only, measured as the time the Fund calculates its NAV to the next time the Fund calculates its NAV, and not for any other period.

The Fund seeks to engage in daily rebalancing to position its portfolio so that its exposure to the Long Bond is consistent with the Fund’s daily investment objective. The time and manner in which the Fund rebalances its portfolio may vary from day to day at the discretion of ProFund Advisors, depending on market conditions and other circumstances. The Long Bond’s movements during the day will affect whether the Fund’s portfolio needs to be rebalanced. For example, if the Long Bond has risen on a given day, net assets of the Fund should fall (assuming there were no shares issued). As a result, the Fund’s inverse exposure will need to be decreased. Conversely, if the Long Bond has fallen on a given day, net assets of the Fund should rise (assuming there were no share redemptions). As a result, the Fund’s inverse exposure will need to be increased.

**Daily rebalancing and the compounding of each day’s return over time means that the return of the Fund for a period**

longer than a single day will be the result of each day's returns compounded over the period, which will very likely differ in amount, and possibly even direction, from one and one-quarter time the inverse (-1.25x) of the return of the Long Bond for the same period. The Fund will lose money if the Long Bond's performance is flat over time, and the Fund can lose money regardless of the performance of the Long Bond, as a result of daily rebalancing, the Long Bond's volatility, compounding of each day's return and other factors. See "Principal Risks" below.

Please see "Investment Objectives, Principal Investment Strategies and Related Risks" in the Fund's Prospectus for additional details.

## Principal Risks

**You may lose the full principal value of your investment within a single day.**

The principal risks described below are intended to provide information about the factors likely to have a significant adverse impact on the Fund's returns and consequently the value of an investment in the Fund. The risks are presented in an order intended to facilitate readability and their order does not imply that the realization of one risk is more likely to occur than another risk or likely to have a greater adverse impact than another risk. While the realization of certain of the risks described herein may benefit the Fund because the Fund seeks daily investment results, before fees and expenses, that correspond to one and one-quarter time the inverse (-1.25x) of the daily return of the Long Bond, such occurrences may introduce more volatility to the Fund, which could have a significant negative impact on Fund performance.

- **Risks Associated with the Use of Derivatives** — Investing in derivatives may be considered aggressive and may expose the Fund to greater risks and may result in larger losses or smaller gains than investing directly in the reference asset(s) underlying those derivatives. These risks include counterparty risk, liquidity risk and increased correlation risk. When the Fund uses derivatives, there may be imperfect correlation between the value of the reference asset(s) underlying the derivative (e.g., the Long Bond) and the derivative, which may prevent the Fund from achieving its investment objective. Because derivatives often require only a limited initial investment, the use of derivatives also may expose the Fund to losses in excess of those amounts initially invested. The Fund may use a combination of swaps on the Long Bond and swaps on an ETF that is designed to track the performance of the Long Bond. The performance of an ETF may not track the performance of the Long Bond due to embedded costs and other factors. Thus, to the extent the Fund invests in swaps that use an ETF as the reference asset, the Fund may be subject to greater correlation risk and may not achieve as high a degree of correlation with the Long Bond as it would if the Fund only used swaps on the Long Bond. Moreover, with respect to the use of swap agreements, if the Long Bond has a dramatic intraday move that causes a material decline in the Fund's net assets, the terms of a swap agreement between the

Fund and its counterparty may permit the counterparty to immediately close out the transaction with the Fund. In that event, the Fund may be unable to enter into another swap agreement or invest in other derivatives to achieve the desired exposure consistent with the Fund's investment objective. This, in turn, may prevent the Fund from achieving its investment objective, even if the Long Bond reverses all or a portion of its intraday move by the end of the day. As a result, the value of an investment in the Fund may change quickly and without warning. Any costs associated with using derivatives will also have the effect of lowering the Fund's return.

- **Leverage Risk** — The Fund obtains investment exposure in excess of its assets in seeking to achieve its investment objective — a form of leverage — and will lose more money in market environments adverse to its daily objective than a similar fund that does not employ such leverage. The use of such leverage increases the risk of a total loss of an investor's investment. For example, because the Fund includes a multiplier of one and one-quarter time the inverse (-1.25x) of the Long Bond, a single day movement in the Long Bond approaching at any point in the day could result in the total loss of an investor's investment if that movement is contrary to the investment objective of the Fund, even if the Long Bond subsequently moves in an opposite direction, eliminating all or a portion of the earlier movement. This would be the case with any such single day movements in the Long Bond, even if the Long Bond maintains a level greater than zero at all times. In addition, the use of leverage may increase the volatility of the Fund and magnify any differences between the performance of the Fund and the Long Bond.
- **Compounding Risk** — The Fund has a single day investment objective, and the Fund's performance for any other period is the result of its return for each day compounded over the period. The performance of the Fund for periods longer than a single day will very likely differ in amount, and possibly even direction, from one and one-quarter time the inverse (-1.25x) of the daily return of the Long Bond for the same period, before accounting for fees and expenses. Compounding affects all investments, but has a more significant impact on an inverse fund. This effect becomes more pronounced as Long Bond volatility and holding periods increase. Fund performance for a period longer than a single day can be estimated given any set of assumptions for the following factors: (a) Long Bond volatility; (b) Long Bond performance; (c) period of time; (d) financing rates associated with inverse leverage exposure; (e) other Fund expenses; and (f) dividends or interest paid with respect to securities in the Long Bond. The chart below illustrates the impact of two principal factors — Long Bond volatility and Long Bond performance — on Fund performance. The chart shows estimated Fund returns for a number of combinations of Long Bond volatility and Long Bond performance over a one-year period. Actual volatility, Long Bond and Fund performance may differ significantly from the chart below.

Performance shown in the chart assumes: (a) no Fund expenses; and (b) borrowing/lending rates (to obtain inverse leverage exposure) of zero percent. If Fund expenses and/or actual borrowing/lending rates were reflected, the Fund's performance would be different than shown.

Areas shaded darker represent those scenarios where the Fund can be expected to return less than one and one-quarter time the inverse (-1.25x) of the performance of the Long Bond.

Estimated Fund Returns						
Long Bond Performance		One Year Volatility Rate				
One Year Long Bond	One and One-Quarter Times the Inverse (-1.25x) of the One Year Long Bond					
		10%	25%	50%	75%	100%
-60%	75.0%	210.0%	187.9%	121.2%	42.5%	-23.0%
-50%	62.5%	134.5%	117.8%	67.3%	7.8%	-41.7%
-40%	50.0%	86.7%	73.4%	33.2%	-14.1%	-53.6%
-30%	37.5%	54.0%	43.0%	9.9%	-29.2%	-61.7%
-20%	25.0%	30.3%	21.1%	-7.0%	-40.1%	-67.6%
-10%	12.5%	12.5%	4.5%	-19.7%	-48.3%	-72.0%
0%	0.0%	-1.4%	-8.4%	-29.6%	-54.7%	-75.5%
10%	-12.5%	-12.5%	-18.7%	-37.5%	-59.8%	-78.2%
20%	-25.0%	-21.5%	-27.1%	-44.0%	-63.9%	-80.5%
30%	-37.5%	-29.0%	-34.0%	-49.3%	-67.3%	-82.3%
40%	-50.0%	-35.3%	-39.9%	-53.8%	-70.2%	-83.9%
50%	-62.5%	-40.6%	-44.8%	-57.6%	-72.7%	-85.2%
60%	-75.0%	-45.2%	-49.1%	-60.9%	-74.8%	-86.4%

The foregoing table is intended to isolate the effect of Long Bond volatility and Long Bond performance on the return of the Fund and is not a representation of actual returns. For example, the Fund may incorrectly be expected to achieve a -25% return on a yearly basis if the Long Bond return were 20%, absent the effects of compounding. As the table shows, with Long Bond volatility of 50%, the Fund could be expected to return -44.0% under such a scenario. The Fund's actual returns may be significantly better or worse than the returns shown above as a result of any of the factors discussed above or in "Principal Risks — Correlation Risk" below.

The Index's annualized historical volatility rate for the five-year period ended December 31, 2020 was 16.56%. The Long Bond's highest December to December volatility rate during the five-year period, as measured by the Ryan Labs On-The-Run 30 Year Treasury Index, was 27.72% (December 31, 2020). The Long Bond's annualized total return performance for the five-year period ended December 31, 2020, as measured by the Ryan Labs On-The-Run 30 Year Treasury Index, was 8.32%. Historical Long Bond volatility and performance are not indications of what the Long Bond

volatility and performance will be in the future. The volatility of U.S. exchange-traded securities or instruments that reflect the value of the Long Bond may differ from the volatility of the Long Bond.

**For additional graphs and charts demonstrating the effects of Long Bond volatility and Long Bond performance on the long-term performance of the Fund, see "Understanding the Risks and Long-Term Performance of Daily Objective Funds — The Impact of Compounding" in the Fund's Prospectus and "Special Note Regarding the Correlation Risks of Geared Funds" in the Fund's Statement of Additional Information.**

- **Correlation Risk** — A number of factors may affect the Fund's ability to achieve a high degree of inverse leverage correlation with the Long Bond, and there is no guarantee that the Fund will achieve a high degree of inverse leverage correlation. Failure to achieve a high degree of inverse leverage correlation may prevent the Fund from achieving its investment objective, and the percentage change of the Fund's NAV each day may differ, perhaps significantly in amount, and possibly even direction, from one and one-quarter time the inverse (-1.25x) of the percentage change of the Long Bond on such day.

In order to achieve a high degree of inverse leverage correlation with the Long Bond, the Fund seeks to rebalance its portfolio daily to keep exposure consistent with its investment objective. Being materially under- or overexposed to the Long Bond may prevent the Fund from achieving a high degree of inverse leverage correlation with the Long Bond and may expose the Fund to greater leverage risk. Market disruptions or closure, regulatory restrictions, market volatility, illiquidity in the markets for the financial instruments in which the Fund invests, and other factors will adversely affect the Fund's ability to adjust exposure to requisite levels. The target amount of portfolio exposure is impacted dynamically by the Long Bond's movements, including intraday movements. Because of this, it is unlikely that the Fund will have perfect inverse leverage (-1.25x) exposure during the day or at the end of each day and the likelihood of being materially under- or overexposed is higher on days when the Long Bond is volatile, particularly when the Long Bond is volatile at or near the close of the trading day.

A number of other factors may also adversely affect the Fund's inverse leverage correlation with the Long Bond, including fees, expenses, transaction costs, financing costs associated with the use of derivatives, income items, valuation methodology, accounting standards and disruptions or illiquidity in the markets for the financial instruments in which the Fund invests. The Fund may not have complete investment exposure to the Long Bond. In addition, the Fund may invest in financial instruments not included in the Long Bond. The Fund may take or refrain from taking positions in order to improve tax efficiency, comply with regulatory



restrictions, or for other reasons, each of which may negatively affect the Fund's correlation with the Long Bond. The Fund may also be subject to large movements of assets into and out of the Fund, potentially resulting in the Fund being under- or overexposed to the Long Bond. Any of these factors could decrease correlation between the performance of the Fund and the Long Bond and may hinder the Fund's ability to meet its daily investment objective on or around that day.

- **Rebalancing Risk** — If for any reason the Fund is unable to rebalance all or a portion of its portfolio, or if all or a portion of the portfolio is rebalanced incorrectly, the Fund's investment exposure may not be consistent with the Fund's investment objective. In these instances, the Fund may have investment exposure to the Long Bond that is significantly greater or less than its stated multiple. As a result, the Fund may be more exposed to leverage risk than if it had been properly rebalanced and may not achieve its investment objective.
- **Counterparty Risk** — Investing in derivatives and repurchase agreements involves entering into contracts with third parties (i.e., counterparties). The use of derivatives involves risks that are different from those associated with ordinary portfolio securities transactions. The Fund will be subject to credit risk (i.e., the risk that a counterparty is or is perceived to be unwilling or unable to make timely payments or otherwise meet its contractual obligations) with respect to the amount it expects to receive from counterparties to derivatives and repurchase agreements entered into by the Fund. If a counterparty becomes bankrupt or fails to perform its obligations, or if any collateral posted by the counterparty for the benefit of the Fund is insufficient or there are delays in the Fund's ability to access such collateral, the value of an investment in the Fund may decline.
- **Short Sale Exposure Risk** — The Fund may seek inverse or "short" exposure through financial instruments, which would cause the Fund to be exposed to certain risks associated with selling short. These risks include, under certain market conditions, an increase in the volatility and decrease in the liquidity of the instruments underlying the short position, which may lower the Fund's return, result in a loss, have the effect of limiting the Fund's ability to obtain inverse exposure through financial instruments, or require the Fund to seek inverse exposure through alternative investment strategies that may be less desirable or more costly to implement. To the extent that, at any particular point in time, the instruments underlying the short position may be thinly traded or have a limited market, including due to regulatory action, the Fund may be unable to meet its investment objective due to a lack of available securities or counterparties. During such periods, the Fund's ability to issue additional shares may be adversely affected. Obtaining inverse leverage exposure through these instruments may be considered an aggressive investment

technique. Any income, dividends or payments by the assets underlying the Fund's short positions will negatively impact the Fund.

- **Inverse Correlation Risk** — Investors will lose money when the Long Bond rises — a result that is the opposite from traditional funds.
- **U.S. Treasury Market Risk** — The U.S. Treasury market can be volatile, and the value of instruments correlated with these markets may fluctuate dramatically from day to day. U.S. Treasury obligations may provide relatively lower returns than those of other securities. Similar to other debt instruments, U.S. Treasury obligations are subject to debt instrument risk and interest rate risk. In addition, changes to the financial condition or credit rating of the U.S. Government may cause the value of U.S. Treasury obligations to decline.
- **Debt Instrument Risk** — Debt instruments are subject to adverse issuer, political, regulatory, market and economic developments, as well as developments that affect specific economic sectors, industries or segments of the market. Debt markets can be volatile and the value of instruments correlated with these markets may fluctuate dramatically from day to day. In a low or negative interest rate environment, debt instruments may trade at negative yields, which means the purchaser of the instrument may receive at maturity less than the total amount invested. Negative or very low interest rates could magnify the risks associated with changes in interest rates. In general, changing interest rates, including rates that fall below zero, could have unpredictable effects on markets and may expose fixed-income and related markets to heightened volatility. Debt instruments in the Long Bond may underperform other debt instruments that track other markets, segments and sectors. As a fund seeking daily investment results, before fees and expenses, that correspond to one and one-quarter time the inverse ( $-1.25x$ ) of the daily return of the Long Bond, the value of an investment in the Fund is expected to decline when market conditions cause the level of the Long Bond to rise.
- **Interest Rate Risk** — Interest rate risk is the risk that debt instruments or related financial instruments may fluctuate in value due to changes in interest rates. A wide variety of factors can cause interest rates to fluctuate (e.g., central bank monetary policies, inflation rates, general economic conditions, etc.). Commonly, investments subject to interest rate risk will decrease in value when interest rates rise and increase in value when interest rates decline. A rising interest rate environment may cause the value of debt instruments to decrease and adversely impact the liquidity of debt instruments. Without taking into account other factors, the value of securities with longer maturities typically fluctuates more in response to interest rate changes than securities with shorter maturities. These factors may cause the value of an

investment in the Fund to change. As a fund seeking daily investment results, before fees and expenses, that correspond to one and one-quarter time the inverse (-1.25x) the daily return of the Long Bond, the Fund's performance will generally be more favorable when interest rates rise and less favorable when interest rates decline.

- **Natural Disaster/Epidemic Risk** — Natural or environmental disasters, such as earthquakes, fires, floods, hurricanes, tsunamis and other severe weather-related phenomena generally, and widespread disease, including pandemics and epidemics (for example, the novel coronavirus COVID-19), have been and can be highly disruptive to economies and markets and have recently led, and may continue to lead, to increased market volatility and significant market losses. Such natural disaster and health crises could exacerbate political, social, and economic risks, and result in significant breakdowns, delays, shutdowns, social isolation, and other disruptions to important global, local and regional supply chains affected, with potential corresponding results on the operating performance of the Fund and its investments. A climate of uncertainty and panic, including the contagion of infectious viruses or diseases, may adversely affect global, regional, and local economies and reduce the availability of potential investment opportunities, and increases the difficulty of performing due diligence and modeling market conditions, potentially reducing the accuracy of financial projections. Under these circumstances, the Fund may have difficulty achieving its investment objectives which may adversely impact Fund performance. Further, such events can be highly disruptive to economies and markets, significantly disrupt the operations of individual companies (including, but not limited to, the Fund's investment advisor, third party service providers, and counterparties), sectors, industries, markets, securities and commodity exchanges, currencies, interest and inflation rates, credit ratings, investor sentiment, and other factors affecting the value of the Fund's investments. These factors can cause substantial market volatility, exchange trading suspensions and closures, changes in the availability of and the margin requirements for certain instruments, and can impact the ability of the Fund to complete redemptions and otherwise affect Fund performance and Fund trading in the secondary market. A widespread crisis would also affect the global economy in ways that cannot necessarily be foreseen. How long such events will last and whether they will continue or recur cannot be predicted. Impacts from these could have a significant impact on the Fund's performance, resulting in losses to your investment.
- **Risk that Current Assumptions and Expectations Could Become Outdated As a Result of Global Economic Shock** — The onset of the novel coronavirus (COVID-19) has caused significant shocks to global financial markets and economies, with many governments taking extreme actions to slow and contain the spread of COVID-19. These actions have had, and likely will continue to have, a severe economic impact on

global economies as economic activity in some instances has essentially ceased. Financial markets across the globe are experiencing severe distress at least equal to what was experienced during the global financial crisis in 2008. In March 2020, U.S. equity markets entered a bear market in the fastest such move in the history of U.S. financial markets. During much of 2020, the unemployment rate in the U.S. was extremely high by historical standards. It is not possible to predict when unemployment and market conditions will return to more normal levels. The global economic shocks being experienced as of the date hereof may cause the underlying assumptions and expectations of the Fund to become outdated quickly or inaccurate, resulting in significant losses.

- **Non-Diversification Risk** — The Fund is classified as “non-diversified” under the Investment Company Act of 1940, as amended (“1940 Act”). This means it has the ability to invest a relatively high percentage of its assets in the securities of a small number of issuers or in financial instruments with a single counterparty or a few counterparties. This may increase the Fund's volatility and increase the risk that the Fund's performance will decline based on the performance of a single issuer or the credit of a single counterparty.
- **Active Investor Risk** — The Fund permits short-term trading of its securities. A significant portion of assets invested in the Fund may come from professional money managers and investors who use the Fund as part of active trading or tactical asset allocation strategies. These strategies often call for frequent trading to take advantage of anticipated changes in market conditions, which could increase portfolio turnover and may result in additional costs for the Fund. In addition, large movements of assets into and out of the Fund may have a negative impact on the Fund's ability to achieve its investment objective or maintain a consistent level of operating expenses. In certain circumstances, the Fund's expense ratio may vary from current estimates or the historical ratio disclosed in this Prospectus.
- **Early Close/Late Close/Trading Halt Risk** — An exchange or market may close early, close late or issue trading halts on specific securities or financial instruments. As a result, the ability to trade certain securities or financial instruments may be restricted, which may result in the Fund being unable to trade those and other related financial instruments at all. In these circumstances, the Fund may be unable to rebalance its portfolio, may be unable to accurately price its investments and/or may incur substantial trading losses.
- **Liquidity Risk** — In certain circumstances, such as the disruption of the orderly markets for the financial instruments in which the Fund invests, the Fund might not be able to acquire or dispose of certain holdings quickly or at prices that represent true market value in the judgment of ProFund Advisors. Markets for the financial instruments in which the Fund invests may be disrupted by a number of events, including but not limited to economic crises, political

crises, health crises, natural disasters, excessive volatility, new legislation, or regulatory changes inside or outside of the U.S. For example, regulation limiting the ability of certain financial institutions to invest in certain financial instruments would likely reduce the liquidity of those instruments. These situations may prevent the Fund from limiting losses, realizing gains or achieving a high inverse leverage correlation with the Long Bond.

- Portfolio Turnover Risk** — The Fund may incur high portfolio turnover to manage the Fund's investment exposure. Additionally, active trading of the Fund's shares may cause more frequent purchase and sales activities that could, in certain circumstances, increase the number of portfolio transactions. High levels of portfolio transactions increase brokerage and other transaction costs and may result in increased taxable capital gains. Each of these factors could have a negative impact on the performance of the Fund.
- Tax Risk** — In order to qualify for the special tax treatment accorded a regulated investment company ("RIC") and its shareholders, the Fund must derive at least 90% of its gross income for each taxable year from "qualifying income," meet certain asset diversification tests at the end of each taxable quarter, and meet annual distribution requirements. The Fund's pursuit of its investment strategies will potentially be limited by the Fund's intention to qualify for such treatment and could adversely affect the Fund's ability to so qualify. The Fund can make certain investments, the treatment of which for these purposes is unclear. If, in any year, the Fund were to fail to qualify for the special tax treatment accorded a RIC and its shareholders, and were ineligible to or were not to cure such failure, the Fund would be taxed in the same manner as an ordinary corporation subject to U.S. federal income tax on all its income at the fund level. The resulting taxes could substantially reduce the Fund's net assets and the amount of income available for distribution. In addition, in order to requalify for taxation as a RIC, the Fund could be required to recognize unrealized gains, pay substantial taxes and interest, and make certain distributions. Please see the Statement of Additional Information for more information.
- Valuation Risk** — In certain circumstances (e.g., if ProFund Advisors believes market quotations do not accurately reflect the fair value of an investment, or a trading halt closes an exchange or market early), ProFund Advisors may, in its sole discretion, choose to determine a fair value price as the basis for determining the market value of such investment for such day. The fair value of an investment determined by ProFund Advisors may be different from other value determinations of the same investment. Portfolio investments that are valued using techniques other than market quotations, including "fair valued" investments, may be subject to greater fluctuation in their value from one day to the next than would be the case if

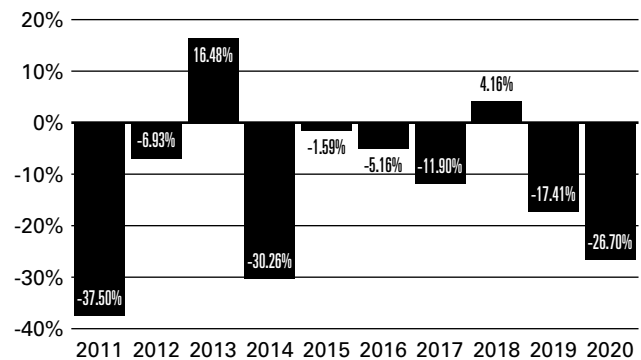
market quotations were used. In addition, there is no assurance that the Fund could sell a portfolio investment for the value established for it at any time, and it is possible that the Fund would incur a loss because a portfolio investment is sold at a discount to its established value.

Please see "Investment Objectives, Principal Investment Strategies and Related Risks" in the Fund's Prospectus for additional details.

## Investment Results

The bar chart below shows how the Fund's investment results have varied from year to year, and the table shows how the Fund's average annual total returns for various periods compare with a broad measure of market performance. This information provides some indication of the risks of investing in the Fund. The Fund's performance information reflects applicable fee waivers and/or expense limitations in effect during the period presented. Absent such fee waivers/expense limitations, if any, performance would have been lower. It does not reflect charges and fees associated with a separate account that invests in the Fund or any insurance contract for which it is an investment option. Charges and fees will reduce returns. Past results are not predictive of future results.

### Annual Returns as of December 31



Best Quarter (ended 12/31/2016): **19.46%**

Worst Quarter (ended 9/30/2011): **-31.89%**

The year-to-date return as of the most recent quarter, which ended March 31, 2021, was 21.78%.

### Average Annual Total Returns

As of December 31, 2020

	One Year	Five Years	Ten Years	Inception Date
ProFund VP Rising Rates Opportunity	-26.70%	-12.03%	-13.12%	5/1/2002
<b>Ryan Labs Returns Treasury Yield Curve 30 Year Index<sup>1</sup></b>	<b>18.99%</b>	<b>8.32%</b>	<b>8.18%</b>	

<sup>1</sup> Reflects no deduction for fees, expenses or taxes. Adjusted to reflect the reinvestment of dividends paid by issuers in the Index.

Annual returns are required to be shown and should not be interpreted as suggesting that the Fund should or should not be held for longer periods of time.

### **Management**

The Fund is advised by ProFund Advisors. Alexander Ilyasov, Senior Portfolio Manager, and Michelle Liu, Portfolio Manager, have jointly and primarily managed the Fund since April 2019 and December 2009, respectively.

### **Purchase and Sale of Fund Shares**

Shares are available for purchase by insurance company separate accounts to serve as an investment medium for variable insurance contracts, and by qualified pension and retirement plans, certain insurance companies, and ProFund Advisors. Investors do not contact the Fund directly to purchase or redeem shares. Please refer to the prospectus of the relevant separate account for information on the allocation of premiums and on transfers of accumulated value among sub-accounts of the separate accounts that invest in the Fund.

### **Tax Information**

The Fund normally distributes its net investment income and net realized capital gains, if any, to its shareholders. If you are a holder of a contract or policy that invests in the Fund through an insurance company separate account, then these distributions

will generally not be taxable to you; please consult the prospectus or other information provided to you by the insurance company regarding the tax consequences of your contract or policy. If you are a holder of such a contract or policy, or if you are investing through a pension or retirement plan that is a tax-advantaged arrangement, you may be taxed later upon distributions with respect to or from those contracts or arrangements. The Fund intends to distribute income, if any, and capital gains, if any, at least annually.

### **Payments to Insurance Companies and Other Financial Intermediaries**

The Fund or its distributor (and related companies) may pay insurance companies, which in turn may pay broker-dealers or other financial intermediaries (such as banks and insurance companies, or their related companies) for the sale and retention of variable contracts and/or policies which offer Fund shares. These payments may create a conflict of interest for a financial intermediary selling such variable contracts and/or policies, or may be a factor in the insurance company's decision to include the Fund as an investment option in its variable contract or policy. For more information, ask your financial advisor, visit your financial intermediary's website or consult the prospectus for the contract or policy.

## Investment Objective

ProFund VP Semiconductor (the “Fund”) seeks investment results, before fees and expenses, that track the performance of the Dow Jones U.S. Semiconductors<sup>SM</sup> Index (the “Index”).

## Fees and Expenses of the Fund

The table below describes the fees and expenses that you may pay if you buy, hold, and sell shares of the Fund. The expenses shown do not reflect charges or fees associated with insurance company separate accounts or insurance contracts, which would have the effect of increasing overall expenses. Annuity and policy holders should consult the prospectus for their contract or policy for more information about such charges and fees.

### Annual Fund Operating Expenses

(expenses that you pay each year as a percentage of the value of your investment)

Investment Advisory Fees	0.75%
Distribution and Service (12b-1) Fees	0.25%
Other Expenses	0.72%

### Total Annual Fund Operating Expenses Before Fee

**Waivers and Expense Reimbursements** 1.72%

Fee Waivers/Reimbursements<sup>1</sup> -0.04%

### Total Annual Fund Operating Expenses After Fee

**Waivers and Expense Reimbursements** 1.68%

<sup>1</sup> ProFund Advisors LLC (“ProFund Advisors”) has contractually agreed to waive Investment Advisory and Management Services Fees and to reimburse Other Expenses to the extent Total Annual Fund Operating Expenses Before Fee Waivers and Expense Reimbursements, as a percentage of average daily net assets, exceed 1.68% through April 30, 2022. After such date, the expense limitation may be terminated or revised by ProFund Advisors. Amounts waived or reimbursed in a particular contractual period may be recouped by ProFund Advisors within three years of the end of that contractual period, however, such recoupment will be limited to the lesser of any expense limitation in place at the time of recoupment or the expense limitation in place at the time of waiver or reimbursement.

**Example:** This example is intended to help you compare the cost of investing in the Fund with the cost of investing in other mutual funds.

The example assumes that you invest \$10,000 in the Fund for the time periods indicated and then redeem all of your shares at the end of each period. The example also assumes that your investment has a 5% return each year and that the Fund’s operating expenses remain the same, except that the fee waiver/expense reimbursement is assumed only to pertain to the first year. It does not reflect separate account or insurance contract fees or charges. If these charges were reflected, expenses would be higher. Although your actual costs may be higher or lower, based on these assumptions your approximate costs would be:

	1 Year	3 Years	5 Years	10 Years
ProFund VP Semiconductor	\$171	\$538	\$930	\$2,027

The Fund pays transaction and financing costs associated with the purchase and sale of securities. These costs are not reflected in the table or the example above.

## Portfolio Turnover

The Fund pays transaction costs, such as commissions, when it buys and sells securities (or “turns over” its portfolio). A higher portfolio turnover rate may indicate higher transaction costs. These costs, which are not reflected in the Annual Fund Operating Expenses or in the example above, affect the Fund’s performance. During the most recent fiscal year, the Fund’s annual portfolio turnover rate was 348% of the average value of its entire portfolio.

## Principal Investment Strategies

The Fund invests in securities that ProFund Advisors believes, in combination, should track the performance of the Index. The Index is constructed and maintained by S&P Dow Jones Indices LLC. The Index seeks to measure the performance of certain companies in the semiconductor sub-sector of the U.S. equity market. Component companies are engaged in the production and distribution of semiconductors and other integrated chips, as well as other related products such as semiconductor capital equipment and mother-boards. The Index is published under the Bloomberg ticker symbol “DJUSSC.”

The Fund will invest principally in the financial instruments set forth below.

- **Equity Securities** — The Fund invests in common stock issued by public companies.

ProFund Advisors uses a mathematical approach to investing. Using this approach, ProFund Advisors determines the type, quantity and mix of investment positions that it believes, in combination, the Fund should hold to produce returns consistent with the Fund’s investment objective. The Fund may invest in or gain exposure to only a representative sample of the securities in the Index or to securities not contained in the Index or in financial instruments, with the intent of obtaining exposure with aggregate characteristics similar to those of the Index. In managing the assets of the Fund, ProFund Advisors does not invest the assets of the Fund in securities or financial instruments based on ProFund Advisors’ view of the investment merit of a particular security, instrument, or company, nor does it conduct conventional investment research or analysis or forecast market movement or trends. The Fund seeks to remain fully invested at all times in securities and/or financial instruments that, in combination, provide exposure to the returns of the Index without regard to market conditions, trends or direction.

The Fund will concentrate or focus its investments in a particular industry or group of industries to approximately the same extent the Index is so concentrated or focused. As of December 31, 2020, the Index was concentrated in semiconductors & semiconductor equipment industry group.



Please see “Investment Objectives, Principal Investment Strategies and Related Risks” in the Fund’s Prospectus for additional details.

## Principal Risks

### You could lose money by investing in the Fund.

The principal risks described below are intended to provide information about the factors likely to have a significant adverse impact on the Fund’s returns and consequently the value of an investment in the Fund. The risks are presented in an order intended to facilitate readability and their order does not imply that the realization of one risk is more likely to occur than another risk or likely to have a greater adverse impact than another risk.

- **Correlation Risk** — A number of factors may affect the Fund’s ability to achieve a high degree of correlation with the Index, and there is no guarantee that the Fund will achieve a high degree of correlation. Failure to achieve a high degree of correlation may prevent the Fund from achieving its investment objective.

Factors that may adversely affect the Fund’s correlation with the Index include fees, expenses, transaction costs, income items, valuation methodology, accounting standards and disruptions or illiquidity in the markets for the financial instruments in which the Fund invests. The Fund may not have investment exposure to all of the securities in the Index, or its weighting of investment exposure to securities may be different from that of the Index. In addition, the Fund may invest in securities not included in the Index. The Fund may take or refrain from taking positions in order to improve tax efficiency, comply with regulatory restrictions, or for other reasons, each of which may negatively affect the Fund’s correlation with the Index. The Fund may also be subject to large movements of assets into and out of the Fund, potentially resulting in the Fund being over- or underexposed to the Index and may be impacted by Index reconstitutions and Index rebalancing events. Additionally, the Fund’s underlying investments may trade on markets that may not be open on the same day as the Fund, which may cause a difference between the performance of the Fund and the performance of the Index on such day. Any of these factors could decrease correlation between the performance of the Fund and the Index and may hinder the Fund’s ability to meet its investment objective.

- **Semiconductors and Semiconductor Equipment Industry Risk** — The risks of investments in the industry include: intense competition, both domestically and internationally, including competition from subsidized foreign competitors with lower production costs; wide fluctuations in securities prices due to risks of rapid obsolescence of products; economic performance of the customers of semiconductor companies; their research costs and the risks that their products may not prove commercially successful; capital equipment expenditures that could be substantial and suffer from rapid obsolescence; and thin capitalization and limited

product lines, markets, financial resources or personnel. The semiconductors sector may also be affected by risks that affect the broader technology sector, including: government regulation; dramatic and often unpredictable changes in growth rates and competition for qualified personnel; heavy dependence on patent and intellectual property rights, the loss or impairment of which may adversely affect profitability; and a small number of companies representing a large portion of the technology sector as a whole.

- **Equity and Market Risk** — Equity markets are volatile, and the value of securities, swaps, futures and other instruments correlated with equity markets may fluctuate dramatically from day to day. Equity markets are subject to corporate, political, regulatory, market and economic developments, as well as developments that impact specific economic sectors, industries or segments of the market. Further, stocks in the Index may underperform other equity investments. Volatility in the markets and/or market developments may cause the value of an investment in the Fund to decrease over short or long periods of time.
- **Concentration and Focused Investing** — The Index may concentrate (i.e., composed of securities that represent 25 percent or more of the value of the Index) or focus (i.e., composed of securities that represent a substantial portion of its value, but less than 25 percent) in an industry or group of industries. The Fund will allocate its investments to approximately the same extent as the Index. As a result, the Fund may be subject to greater market fluctuations than a fund that is more broadly invested across industries. Financial, economic, business, regulatory conditions, and other developments affecting issuers in a particular industry or group of industries will have a greater effect on the Fund, and if securities of the particular industry or group of industries as a group fall out of favor, the Fund could underperform, or its net asset value may be more volatile than, funds that have greater industry diversification.
- **Large-Cap Company Investment Risk** — Although returns on investments in large-cap companies are often perceived as being less volatile than the returns of companies with smaller market capitalizations, the return on large-cap securities could trail the returns on investments in smaller and mid-sized companies for a number of reasons. For example, large-cap companies may be unable to respond quickly to new competitive challenges, such as changes in technology, and also may not be able to attain the high growth rate of successful smaller companies.
- **Natural Disaster/Epidemic Risk** — Natural or environmental disasters, such as earthquakes, fires, floods, hurricanes, tsunamis and other severe weather-related phenomena generally, and widespread disease, including pandemics and epidemics (for example, the novel coronavirus COVID-19), have been and can be highly disruptive to economies and markets and have recently led, and may

continue to lead, to increased market volatility and significant market losses. Such natural disaster and health crises could exacerbate political, social, and economic risks, and result in significant breakdowns, delays, shutdowns, social isolation, and other disruptions to important global, local and regional supply chains affected, with potential corresponding results on the operating performance of the Fund and its investments. A climate of uncertainty and panic, including the contagion of infectious viruses or diseases, may adversely affect global, regional, and local economies and reduce the availability of potential investment opportunities, and increases the difficulty of performing due diligence and modeling market conditions, potentially reducing the accuracy of financial projections. Under these circumstances, the Fund may have difficulty achieving its investment objectives which may adversely impact Fund performance. Further, such events can be highly disruptive to economies and markets, significantly disrupt the operations of individual companies (including, but not limited to, the Fund's investment advisor, third party service providers, and counterparties), sectors, industries, markets, securities and commodity exchanges, currencies, interest and inflation rates, credit ratings, investor sentiment, and other factors affecting the value of the Fund's investments. These factors can cause substantial market volatility, exchange trading suspensions and closures, changes in the availability of and the margin requirements for certain instruments, and can impact the ability of the Fund to complete redemptions and otherwise affect Fund performance and Fund trading in the secondary market. A widespread crisis would also affect the global economy in ways that cannot necessarily be foreseen. How long such events will last and whether they will continue or recur cannot be predicted. Impacts from these could have a significant impact on the Fund's performance, resulting in losses to your investment.

• **Risk that Current Assumptions and Expectations Could Become Outdated As a Result of Global Economic Shock** —

The onset of the novel coronavirus (COVID-19) has caused significant shocks to global financial markets and economies, with many governments taking extreme actions to slow and contain the spread of COVID-19. These actions have had, and likely will continue to have, a severe economic impact on global economies as economic activity in some instances has essentially ceased. Financial markets across the globe are experiencing severe distress at least equal to what was experienced during the global financial crisis in 2008. In March 2020, U.S. equity markets entered a bear market in the fastest such move in the history of U.S. financial markets. During much of 2020, the unemployment rate in the U.S. was extremely high by historical standards. It is not possible to predict when unemployment and market conditions will return to more normal levels. The global economic shocks being experienced as of the date hereof may cause the underlying assumptions and expectations of the Fund to

become outdated quickly or inaccurate, resulting in significant losses.

- **Non-Diversification Risk** — The Fund is classified as “non-diversified” under the Investment Company Act of 1940, as amended (“1940 Act”). This means it has the ability to invest a relatively high percentage of its assets in the securities of a small number of issuers. This may increase the Fund's volatility and increase the risk that the Fund's performance will decline based on the performance of a single issuer.
- **Index Performance Risk** — The Index is maintained by a third party provider unaffiliated with the Fund or ProFund Advisors. There can be no guarantee or assurance that the methodology used by the third party provider to create the Index will result in the Fund achieving positive returns. Further, there can be no guarantee that the methodology underlying the Index or the daily calculation of the Index will be free from error. It is also possible that the value of the Index may be subject to intentional manipulation by third-party market participants. The Index used by the Fund may underperform other asset classes and may underperform other similar indices. Each of these factors could have a negative impact on the performance of the Fund.
- **Active Investor Risk** — The Fund permits short-term trading of its securities. A significant portion of assets invested in the Fund may come from professional money managers and investors who use the Fund as part of active trading or tactical asset allocation strategies. These strategies often call for frequent trading to take advantage of anticipated changes in market conditions, which could increase portfolio turnover and may result in additional costs for the Fund. In addition, large movements of assets into and out of the Fund may have a negative impact on the Fund's ability to achieve its investment objective or maintain a consistent level of operating expenses. In certain circumstances, the Fund's expense ratio may vary from current estimates or the historical ratio disclosed in this Prospectus.
- **Early Close/Late Close/Trading Halt Risk** — An exchange or market may close early, close late or issue trading halts on specific securities or financial instruments. As a result, the ability to trade certain securities or financial instruments may be restricted, which may result in the Fund being unable to trade those and other related financial instruments at all. In these circumstances, the Fund may be unable to rebalance its portfolio, may be unable to accurately price its investments and/or may incur substantial trading losses.
- **Liquidity Risk** — In certain circumstances, such as the disruption of the orderly markets for the financial instruments in which the Fund invests, the Fund might not be able to acquire or dispose of certain holdings quickly or at prices that represent true market value in the judgment of ProFund Advisors. Markets for the financial instruments in which the Fund invests may be disrupted by a number of

events, including but not limited to economic crises, political crises, health crises, natural disasters, excessive volatility, new legislation, or regulatory changes inside or outside of the U.S. For example, regulation limiting the ability of certain financial institutions to invest in certain financial instruments would likely reduce the liquidity of those instruments. These situations may prevent the Fund from limiting losses, realizing gains or achieving a high correlation with the Index.

- **Portfolio Turnover Risk** — The Fund may incur high portfolio turnover to manage the Fund’s investment exposure. Additionally, active trading of the Fund’s shares may cause more frequent purchase and sales activities that could, in certain circumstances, increase the number of portfolio transactions. High levels of portfolio transactions increase brokerage and other transaction costs and may result in increased taxable capital gains. Each of these factors could have a negative impact on the performance of the Fund.
- **Tax Risk** — In order to qualify for the special tax treatment accorded a regulated investment company (“RIC”) and its shareholders, the Fund must derive at least 90% of its gross income for each taxable year from “qualifying income,” meet certain asset diversification tests at the end of each taxable quarter, and meet annual distribution requirements. The Fund’s pursuit of its investment strategies will potentially be limited by the Fund’s intention to qualify for such treatment and could adversely affect the Fund’s ability to so qualify. The Fund can make certain investments, the treatment of which for these purposes is unclear. If, in any year, the Fund were to fail to qualify for the special tax treatment accorded a RIC and its shareholders, and were ineligible to or were not to cure such failure, the Fund would be taxed in the same manner as an ordinary corporation subject to U.S. federal income tax on all its income at the fund level. The resulting taxes could substantially reduce the Fund’s net assets and the amount of income available for distribution. In addition, in order to requalify for taxation as a RIC, the Fund could be required to recognize unrealized gains, pay substantial taxes and interest, and make certain distributions. Please see the Statement of Additional Information for more information.
- **Valuation Risk** — In certain circumstances (e.g., if ProFund Advisors believes market quotations do not accurately reflect the fair value of an investment, or a trading halt closes an exchange or market early), ProFund Advisors may, in its sole discretion, choose to determine a fair value price as the basis for determining the market value of such investment for such day. The fair value of an investment determined by ProFund Advisors may be different from other value determinations of the same investment. Portfolio investments that are valued using techniques other than market quotations, including “fair valued” investments, may be subject to greater fluctuation in their value from one day to the next than would be the case if market quotations were used. In addition, there is no assurance that the Fund could sell a portfolio investment for

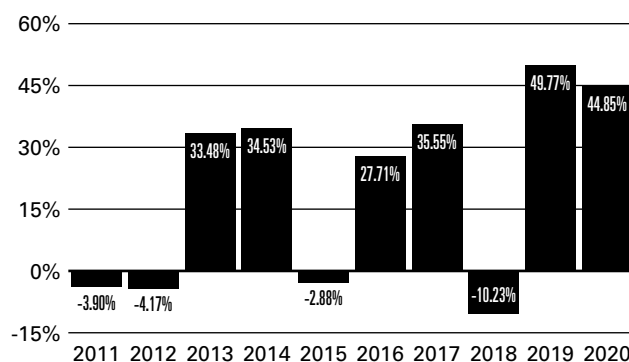
the value established for it at any time, and it is possible that the Fund would incur a loss because a portfolio investment is sold at a discount to its established value.

Please see “Investment Objectives, Principal Investment Strategies and Related Risks” in the Fund’s Prospectus for additional details.

## Investment Results

The bar chart below shows how the Fund’s investment results have varied from year to year, and the table shows how the Fund’s average annual total returns for various periods compare with different broad measures of market performance. This information provides some indication of the risks of investing in the Fund. The Fund’s performance information reflects applicable fee waivers and/or expense limitations in effect during the period presented. Absent such fee waivers/expense limitations, if any, performance would have been lower. It does not reflect charges and fees associated with a separate account that invests in the Fund or any insurance contract for which it is an investment option. Charges and fees will reduce returns. Past results are not predictive of future results.

### Annual Returns as of December 31



Best Quarter (ended 6/30/2020): **28.87%**

Worst Quarter (ended 12/31/2018): **-16.90%**

The year-to-date return as of the most recent quarter, which ended March 31, 2021, was 9.56%.

### Average Annual Total Returns

As of December 31, 2020

	One Year	Five Years	Ten Years	Inception Date
ProFund VP Semiconductor	44.85%	27.51%	18.40%	5/1/2002
S&P 500 <sup>®1</sup>	18.40%	15.22%	13.88%	
Dow Jones U.S. Semiconductors <sup>SM</sup> Index <sup>1</sup>	47.33%	29.78%	20.54%	

1 Reflects no deduction for fees, expenses or taxes. Adjusted to reflect the reinvestment of dividends paid by issuers in the Index.

## Management

The Fund is advised by ProFund Advisors. Michael Neches, Senior Portfolio Manager, and Tarak Davé, Portfolio Manager, have

jointly and primarily managed the Fund since October 2013 and March 2018, respectively.

### **Purchase and Sale of Fund Shares**

Shares are available for purchase by insurance company separate accounts to serve as an investment medium for variable insurance contracts, and by qualified pension and retirement plans, certain insurance companies, and ProFund Advisors. Investors do not contact the Fund directly to purchase or redeem shares. Please refer to the prospectus of the relevant separate account for information on the allocation of premiums and on transfers of accumulated value among sub-accounts of the separate accounts that invest in the Fund.

### **Tax Information**

The Fund normally distributes its net investment income and net realized capital gains, if any, to its shareholders. If you are a holder of a contract or policy that invests in the Fund through an insurance company separate account, then these distributions will generally not be taxable to you; please consult the prospectus or other information provided to you by the insurance company regarding the tax consequences of your contract or policy. If you

are a holder of such a contract or policy, or if you are investing through a pension or retirement plan that is a tax-advantaged arrangement, you may be taxed later upon distributions with respect to or from those contracts or arrangements. The Fund intends to distribute income, if any, and capital gains, if any, at least annually.

### **Payments to Insurance Companies and Other Financial Intermediaries**

The Fund or its distributor (and related companies) may pay insurance companies, which in turn may pay broker-dealers or other financial intermediaries (such as banks and insurance companies, or their related companies) for the sale and retention of variable contracts and/or policies which offer Fund shares. These payments may create a conflict of interest for a financial intermediary selling such variable contracts and/or policies, or may be a factor in the insurance company's decision to include the Fund as an investment option in its variable contract or policy. For more information, ask your financial advisor, visit your financial intermediary's website or consult the prospectus for the contract or policy.

## Important Information About the Fund

ProFund VP Short Dow 30 (the “Fund”) seeks daily investment results, before fees and expenses, that correspond to the inverse (-1x) of the return of the Dow Jones Industrial Average<sup>SM</sup> (the “Index”) **for a single day**, not for any other period. A “single day” is measured from the time the Fund calculates its net asset value (“NAV”) to the time of the Fund’s next NAV calculation. **The return of the Fund for periods longer than a single day will be the result of its return for each day compounded over the period. The Fund’s returns for periods longer than a single day will very likely differ in amount, and possibly even direction, from the Fund’s stated multiple (-1x) times the return of the Index for the same period. For periods longer than a single day, the Fund will lose money if the Index’s performance is flat, and it is possible that the Fund will lose money even if the level of the Index falls.** Longer holding periods, higher Index volatility, and greater inverse exposure each exacerbate the impact of compounding on an investor’s returns. During periods of higher Index volatility, the volatility of the Index may affect the Fund’s return as much as or more than the return of the Index.

**The Fund presents different risks than other types of funds. The Fund may not be suitable for all investors and should be used only by knowledgeable investors who understand the consequences of seeking daily inverse (-1x) investment results, including the impact of compounding on Fund performance. Investors in the Fund should actively manage and monitor their investments, as frequently as daily. An investor in the Fund could potentially lose the full principal value of their investment within a single day.**

## Investment Objective

The Fund seeks daily investment results, before fees and expenses, that correspond to the inverse (-1x) of the daily performance of the Index. **The Fund does not seek to achieve its stated investment objective over a period of time greater than a single day.**

## Fees and Expenses of the Fund

The table below describes the fees and expenses that you may pay if you buy, hold, and sell shares of the Fund. The expenses shown do not reflect charges or fees associated with insurance company separate accounts or insurance contracts, which would have the effect of increasing overall expenses. Annuity and policy holders should consult the prospectus for their contract or policy for more information about such charges and fees.

## Annual Fund Operating Expenses

(expenses that you pay each year as a percentage of the value of your investment)

Investment Advisory Fees	0.75%
Distribution and Service (12b-1) Fees	0.25%
Other Expenses	0.75%
Recoupment	0.01%
Other Operating Expenses	0.74%
<b>Total Annual Fund Operating Expenses Before Fee Waivers and Expense Reimbursements</b>	<b>1.75%</b>
Fee Waivers/Reimbursements <sup>1</sup>	-0.07%
<b>Total Annual Fund Operating Expenses After Fee Waivers and Expense Reimbursements</b>	<b>1.68%</b>

1 ProFund Advisors LLC (“ProFund Advisors”) has contractually agreed to waive Investment Advisory and Management Services Fees and to reimburse Other Expenses to the extent Total Annual Fund Operating Expenses Before Fee Waivers and Expense Reimbursements, as a percentage of average daily net assets, exceed 1.68% through April 30, 2022. After such date, the expense limitation may be terminated or revised by ProFund Advisors. Amounts waived or reimbursed in a particular contractual period may be recouped by ProFund Advisors within three years of the end of that contractual period, however, such recoupment will be limited to the lesser of any expense limitation in place at the time of recoupment or the expense limitation in place at the time of waiver or reimbursement. The “Recoupment” line shows gross recoupment payments made by the Fund during its most recent fiscal year. In addition, at times during the fiscal year amounts were waived or reimbursed to the Fund - the gross amount of this waiver/reimbursement is shown separately in the “Fee Waivers/Reimbursements” line. The recoupment shown did not cause the Fund’s expenses to exceed any expense limitation in place at the time of recoupment or the time the recouped amounts were originally waived/reimbursed.

**Example:** This example is intended to help you compare the cost of investing in the Fund with the cost of investing in other mutual funds.

The example assumes that you invest \$10,000 in the Fund for the time periods indicated and then redeem all of your shares at the end of each period. The example also assumes that your investment has a 5% return each year and that the Fund’s operating expenses remain the same, except that the fee waiver/expense reimbursement is assumed only to pertain to the first year. It does not reflect separate account or insurance contract fees or charges. If these charges were reflected, expenses would



be higher. Although your actual costs may be higher or lower, based on these assumptions your approximate costs would be:

	1Year	3Years	5Years	10Years
ProFund VP Short Dow 30	\$171	\$544	\$942	\$2,057

The Fund pays transaction and financing costs associated with the purchase and sale of securities and derivatives. These costs are not reflected in the table or the example above.

### Portfolio Turnover

The Fund pays transaction costs, such as commissions, when it buys and sells securities (or “turns over” its portfolio). A higher portfolio turnover rate may indicate higher transaction costs. These costs, which are not reflected in the Annual Fund Operating Expenses or in the example above, affect the Fund’s performance. During the most recent fiscal year, the Fund’s annual portfolio turnover rate was 0% of the average value of its entire portfolio. This portfolio turnover rate is calculated without regard to cash instruments or derivatives transactions. If such transactions were included, the Fund’s portfolio turnover rate would be significantly higher.

### Principal Investment Strategies

The Fund invests in financial instruments that ProFund Advisors believes, in combination, should produce daily returns consistent with the Fund’s investment objective. The Index is constructed and maintained by S&P Dow Jones Indices LLC (the “Index Provider”). The Index is a price-weighted index and includes 30 large-cap, “blue-chip” U.S. stocks, excluding utility and transportation companies. While stock selection is not governed by quantitative rules, a stock typically is added only if the company has an excellent reputation, demonstrates sustained growth and is of interest to a large number of investors. Companies should be incorporated and headquartered in the U.S. In addition, a plurality of revenues should be derived from the U.S. Maintaining adequate sector representation within the Index is also a consideration in the selection process for the Dow Jones Industrial Average<sup>TM</sup>. Changes to the Index are made on an as needed basis. There is no annual or semi-annual reconstitution. Rather, changes in response to corporate actions and market developments can be made at any time. The Index is published under the Bloomberg ticker symbol “DJI.”

The Fund will invest principally in the financial instruments set forth below. The Fund expects that its cash balances maintained in connection with the use of financial instruments will typically be held in money market instruments.

- **Derivatives** — The Fund invests in derivatives, which are financial instruments whose value is derived from the value of an underlying asset or assets, such as stocks, bonds, funds (including exchange-traded funds (“ETFs”)), interest rates or indexes. The Fund invests in derivatives as a substitute for directly shorting stocks in order to seek returns for a single day that are inverse (-1x) to the returns of the Index for that day. These derivatives principally include:

- **Swap Agreements** — Contracts entered into primarily with major global financial institutions for a specified period ranging from a day to more than one year. In a standard “swap” transaction, two parties agree to exchange the return (or differentials in rates of return) earned or realized on particular predetermined investments or instruments. The gross return to be exchanged or “swapped” between the parties is calculated with respect to a “notional amount,” e.g., the return on or change in value of a particular dollar amount invested in a “basket” of securities or an ETF representing a particular index.
- **Futures Contracts** — Standardized contracts traded on, or subject to the rules of, an exchange that call for the future delivery of a specified quantity and type of asset at a specified time and place or, alternatively, may call for cash settlement.
- **Money Market Instruments** — The Fund invests in short-term cash instruments that have a remaining maturity of 397 days or less and exhibit high quality credit profiles, for example:
  - **U.S. Treasury Bills** — U.S. government securities that have initial maturities of one year or less, and are supported by the full faith and credit of the U.S. government.
  - **Repurchase Agreements** — Contracts in which a seller of securities, usually U.S. government securities or other money market instruments, agrees to buy the securities back at a specified time and price. Repurchase agreements are primarily used by the Fund as a short-term investment vehicle for cash positions.

ProFund Advisors uses a mathematical approach to investing. Using this approach, ProFund Advisors determines the type, quantity and mix of investment positions that it believes, in combination, the Fund should hold to produce daily returns consistent with the daily Fund’s investment objective. The Fund may gain inverse exposure to only a representative sample of the securities in the Index or to securities not contained in the Index or in financial instruments, with the intent of obtaining exposure with aggregate characteristics similar to those of the inverse of the single day returns of the Index. In managing the assets of the Fund, ProFund Advisors does not invest the assets of the Fund in securities or financial instruments based on ProFund Advisors’ view of the investment merit of a particular security, instrument, or company, nor does it conduct conventional investment research or analysis or forecast market movement or trends. The Fund seeks to remain fully invested at all times in securities and/or financial instruments that, in combination, provide inverse exposure to the single day returns of the Index, consistent with its investment objective, without regard to market conditions, trends or direction. The Fund seeks investment results for a single day only, measured as the time the

Fund calculates its NAV to the next time the Fund calculates its NAV, and not for any other period.

The Fund seeks to engage in daily rebalancing to position its portfolio so that its exposure to the Index is consistent with the Fund's daily investment objective. The time and manner in which the Fund rebalances its portfolio may vary from day to day at the discretion of ProFund Advisors, depending on market conditions and other circumstances. The Index's movements during the day will affect whether the Fund's portfolio needs to be rebalanced. For example, if the Index has risen on a given day, net assets of the Fund should fall (assuming there were no shares issued). As a result, the Fund's inverse exposure will need to be decreased. Conversely, if the Index has fallen on a given day, net assets of the Fund should rise (assuming there were no share redemptions). As a result, the Fund's inverse exposure will need to be increased.

**Daily rebalancing and the compounding of each day's return over time means that the return of the Fund for a period longer than a single day will be the result of each day's returns compounded over the period, which will very likely differ in amount, and possibly even direction, from the inverse (-1x) of the return of the Index for the same period. The Fund will lose money if the Index's performance is flat over time, and the Fund can lose money regardless of the performance of the Index, as a result of daily rebalancing, the Index's volatility, compounding of each day's return and other factors. See "Principal Risks" below.**

The Fund will concentrate or focus its investments in a particular industry or group of industries to approximately the same extent the Index is so concentrated or focused. As of December 31, 2020, the Index was not concentrated in an industry group, but was focused in the information technology, health care, and industrials industry groups.

Please see "Investment Objectives, Principal Investment Strategies and Related Risks" in the Fund's Prospectus for additional details.

## Principal Risks

**You may lose the full principal value of your investment within a single day.**

The principal risks described below are intended to provide information about the factors likely to have a significant adverse impact on the Fund's returns and consequently the value of an investment in the Fund. The risks are presented in an order intended to facilitate readability and their order does not imply that the realization of one risk is more likely to occur than another risk or likely to have a greater adverse impact than another risk. While the realization of certain of the risks described herein may benefit the Fund because the Fund seeks daily investment results, before fees and expenses, that correspond to the inverse (-1x) of the daily return of the Index, such occurrences may introduce more volatility to the Fund, which could have a significant negative impact on Fund performance.

- Risks Associated with the Use of Derivatives** — Investing in derivatives may be considered aggressive and may expose the Fund to greater risks and may result in larger losses or smaller gains than investing directly in the reference asset(s) underlying those derivatives. These risks include counterparty risk, liquidity risk and increased correlation risk. When the Fund uses derivatives, there may be imperfect correlation between the value of the reference asset(s) underlying the derivative (e.g., the Index) and the derivative, which may prevent the Fund from achieving its investment objective. Because derivatives often require only a limited initial investment, the use of derivatives also may expose the Fund to losses in excess of those amounts initially invested. The Fund may use a combination of swaps on the Index and swaps on an ETF that is designed to track the performance of the Index. The performance of an ETF may not track the performance of the Index due to embedded costs and other factors. Thus, to the extent the Fund invests in swaps that use an ETF as the reference asset, the Fund may be subject to greater correlation risk and may not achieve as high a degree of correlation with the Index as it would if the Fund only used swaps on the Index. Moreover, with respect to the use of swap agreements, if the Index has a dramatic intraday move that causes a material decline in the Fund's net assets, the terms of a swap agreement between the Fund and its counterparty may permit the counterparty to immediately close out the transaction with the Fund. In that event, the Fund may be unable to enter into another swap agreement or invest in other derivatives to achieve the desired exposure consistent with the Fund's investment objective. This, in turn, may prevent the Fund from achieving its investment objective, even if the Index reverses all or a portion of its intraday move by the end of the day. As a result, the value of an investment in the Fund may change quickly and without warning. Any costs associated with using derivatives will also have the effect of lowering the Fund's return.
- Leverage Risk** — Leverage increases the risk of a total loss of an investor's investment, may increase the volatility of the Fund, and may magnify any differences between the performance of the Fund and the Index.
- Compounding Risk** — The Fund has a single day investment objective, and the Fund's performance for any other period is the result of its return for each day compounded over the period. The performance of the Fund for periods longer than a single day will very likely differ in amount, and possibly even direction, from the inverse (-1x) of the daily return of the Index for the same period, before accounting for fees and expenses. Compounding affects all investments, but has a more significant impact on an inverse fund. This effect becomes more pronounced as Index volatility and holding periods increase. Fund performance for a period longer than a single day can be estimated given any set of assumptions for the following factors: (a) Index volatility; (b) Index performance; (c) period of time; (d) financing rates

associated with inverse exposure; (e) other Fund expenses; and (f) dividends or interest paid with respect to securities in the Index. The chart below illustrates the impact of two principal factors — Index volatility and Index performance — on Fund performance. The chart shows estimated Fund returns for a number of combinations of Index volatility and Index performance over a one-year period. Actual volatility, Index and Fund performance may differ significantly from the chart below. Performance shown in the chart assumes: (a) no dividends paid with respect to securities included in the Index; (b) no Fund expenses; and (c) borrowing/lending rates (to obtain inverse exposure) of zero percent. If Fund expenses and/or actual borrowing/lending rates were reflected, the Fund's performance would be different than shown.

Areas shaded darker represent those scenarios where the Fund can be expected to return less than the inverse (-1x) of the performance of the Index.

Estimated Fund Returns						
Index Performance		One Year Volatility Rate				
One Year Index	Inverse (-1x) of the One Year Index	10%	25%	50%	75%	100%
-60%	60%	147.5%	134.9%	94.7%	42.4%	-8.0%
-50%	50%	98.0%	87.9%	55.8%	14.0%	-26.4%
-40%	40%	65.0%	56.6%	29.8%	-5.0%	-38.7%
-30%	30%	41.4%	34.2%	11.3%	-18.6%	-47.4%
-20%	20%	23.8%	17.4%	-2.6%	-28.8%	-54.0%
-10%	10%	10.0%	4.4%	-13.5%	-36.7%	-59.1%
0%	0%	-1.0%	-6.1%	-22.1%	-43.0%	-63.2%
10%	-10%	-10.0%	-14.6%	-29.2%	-48.2%	-66.6%
20%	-20%	-17.5%	-21.7%	-35.1%	-52.5%	-69.3%
30%	-30%	-23.8%	-27.7%	-40.1%	-56.2%	-71.7%
40%	-40%	-29.3%	-32.9%	-44.4%	-59.3%	-73.7%
50%	-50%	-34.0%	-37.4%	-48.1%	-62.0%	-75.5%
60%	-60%	-38.1%	-41.3%	-51.3%	-64.4%	-77.0%

The foregoing table is intended to isolate the effect of Index volatility and Index performance on the return of the Fund and is not a representation of actual returns. For example, the Fund may incorrectly be expected to achieve a -20% return on a yearly basis if the Index return were 20%, absent the effects of compounding. As the table shows, with Index volatility of 50%, the Fund could be expected to return -35.1% under such a scenario. The Fund's actual returns may be significantly better or worse than the returns shown above as a result of any of the factors discussed above or in "Principal Risks — Correlation Risk" below.

The Index's annualized historical volatility rate for the five-year period ended December 31, 2020 was 20.27%. The Index's highest December to December volatility rate during the five-year period was 37.05% (December 31, 2020). The Index's annualized total return performance for the five-year

period ended December 31, 2020 was 14.65%. Historical Index volatility and performance are not indications of what the Index volatility and performance will be in the future. The volatility of U.S. exchange-traded securities or instruments that reflect the value of the Index may differ from the volatility of the Index.

**For additional graphs and charts demonstrating the effects of Index volatility and Index performance on the long-term performance of the Fund, see "Understanding the Risks and Long-Term Performance of Daily Objective Funds — The Impact of Compounding" in the Fund's Prospectus and "Special Note Regarding the Correlation Risks of Geared Funds" in the Fund's Statement of Additional Information.**

- **Correlation Risk** — A number of factors may affect the Fund's ability to achieve a high degree of inverse correlation with the Index, and there is no guarantee that the Fund will achieve a high degree of inverse correlation. Failure to achieve a high degree of inverse correlation may prevent the Fund from achieving its investment objective, and the percentage change of the Fund's NAV each day may differ, perhaps significantly in amount, and possibly even direction, from the inverse (-1x) of the percentage change of the Index on such day.

In order to achieve a high degree of inverse correlation with the Index, the Fund seeks to rebalance its portfolio daily to keep exposure consistent with its investment objective. Being materially under- or overexposed to the Index may prevent the Fund from achieving a high degree of inverse correlation with the Index and may expose the Fund to greater leverage risk. Market disruptions or closure, regulatory restrictions, market volatility, illiquidity in the markets for the financial instruments in which the Fund invests, and other factors will adversely affect the Fund's ability to adjust exposure to requisite levels. The target amount of portfolio exposure is impacted dynamically by the Index's movements, including intraday movements. Because of this, it is unlikely that the Fund will have perfect inverse (-1x) exposure during the day or at the end of each day and the likelihood of being materially under- or overexposed is higher on days when the Index is volatile, particularly when the Index is volatile at or near the close of the trading day.

A number of other factors may also adversely affect the Fund's inverse correlation with the Index, including fees, expenses, transaction costs, financing costs associated with the use of derivatives, income items, valuation methodology, accounting standards and disruptions or illiquidity in the markets for the securities or financial instruments in which the Fund invests. The Fund may not have investment exposure to all of the securities in the Index, or its weighting of investment exposure to securities may be different from that of the Index. In addition, the Fund may invest in securities not included in the Index. The Fund may take or refrain from taking positions

in order to improve tax efficiency, comply with regulatory restrictions, or for other reasons, each of which may negatively affect the Fund's correlation with the Index. The Fund may also be subject to large movements of assets into and out of the Fund, potentially resulting in the Fund being under- or overexposed to the Index and may be impacted by Index reconstitutions and Index rebalancing events. Additionally, the Fund's underlying investments and/or reference assets may trade on markets that may not be open on the same day as the Fund, which may cause a difference between the changes in the daily performance of the Fund and changes in the level of the Index. Any of these factors could decrease correlation between the performance of the Fund and the Index and may hinder the Fund's ability to meet its daily investment objective on or around that day.

- **Rebalancing Risk** — If for any reason the Fund is unable to rebalance all or a portion of its portfolio, or if all or a portion of the portfolio is rebalanced incorrectly, the Fund's investment exposure may not be consistent with the Fund's investment objective. In these instances, the Fund may have investment exposure to the Index that is significantly greater or less than its stated multiple. As a result, the Fund may be more exposed to leverage risk than if it had been properly rebalanced and may not achieve its investment objective.
- **Counterparty Risk** — Investing in derivatives and repurchase agreements involves entering into contracts with third parties (i.e., counterparties). The use of derivatives involves risks that are different from those associated with ordinary portfolio securities transactions. The Fund will be subject to credit risk (i.e., the risk that a counterparty is or is perceived to be unwilling or unable to make timely payments or otherwise meet its contractual obligations) with respect to the amount it expects to receive from counterparties to derivatives and repurchase agreements entered into by the Fund. If a counterparty becomes bankrupt or fails to perform its obligations, or if any collateral posted by the counterparty for the benefit of the Fund is insufficient or there are delays in the Fund's ability to access such collateral, the value of an investment in the Fund may decline.
- **Short Sale Exposure Risk** — The Fund may seek inverse or "short" exposure through financial instruments, which would cause the Fund to be exposed to certain risks associated with selling short. These risks include, under certain market conditions, an increase in the volatility and decrease in the liquidity of the instruments underlying the short position, which may lower the Fund's return, result in a loss, have the effect of limiting the Fund's ability to obtain inverse exposure through financial instruments, or require the Fund to seek inverse exposure through alternative investment strategies that may be less desirable or more costly to implement. To the extent that, at any particular point in time, the instruments underlying the short position may be thinly traded or have a limited market, including due to regulatory action, the Fund may be unable to meet its investment objective due to a lack of

available securities or counterparties. During such periods, the Fund's ability to issue additional shares may be adversely affected. Obtaining inverse exposure through these instruments may be considered an aggressive investment technique. Any income, dividends or payments by the assets underlying the Fund's short positions will negatively impact the Fund.

- **Inverse Correlation Risk** — Investors will lose money when the Index rises — a result that is the opposite from traditional funds. A single day or intraday increase in the level of the Index approaching 100% may result in the total loss or almost total loss of an investor's investment, even if the Index subsequently moves lower.
- **Equity and Market Risk** — Equity markets are volatile, and the value of securities, swaps, futures and other instruments correlated with equity markets may fluctuate dramatically from day to day. Equity markets are subject to corporate, political, regulatory, market and economic developments, as well as developments that impact specific economic sectors, industries or segments of the market. Further, stocks in the Index may underperform other equity investments. Volatility in the markets and/or market developments may cause the value of an investment in the Fund to decrease over short or long periods of time.
- **Concentration and Focused Investing** — The Index may concentrate (i.e., composed of securities that represent 25 percent or more of the value of the Index) or focus (i.e., composed of securities that represent a substantial portion of its value, but less than 25 percent) in an industry or group of industries. The Fund will allocate its investments to approximately the same extent as the Index. As a result, the Fund may be subject to greater market fluctuations than a fund that is more broadly invested across industries. Financial, economic, business, regulatory conditions, and other developments affecting issuers in a particular industry or group of industries will have a greater effect on the Fund, and if securities of the particular industry or group of industries as a group fall out of favor, the Fund could underperform, or its net asset value may be more volatile than, funds that have greater industry diversification.
- **Exposure to Large-Cap Company Investment Risk** — Although returns on investments in large-cap companies are often perceived as being less volatile than the returns of companies with smaller market capitalizations, the return on large-cap securities could trail the returns on investments in smaller and mid-sized companies for a number of reasons. For example, large-cap companies may be unable to respond quickly to new competitive challenges, such as changes in technology, and also may not be able to attain the high growth rate of successful smaller companies.
- **Natural Disaster/Epidemic Risk** — Natural or environmental disasters, such as earthquakes, fires, floods, hurricanes, tsunamis and other severe weather-related



phenomena generally, and widespread disease, including pandemics and epidemics (for example, the novel coronavirus COVID-19), have been and can be highly disruptive to economies and markets and have recently led, and may continue to lead, to increased market volatility and significant market losses. Such natural disaster and health crises could exacerbate political, social, and economic risks, and result in significant breakdowns, delays, shutdowns, social isolation, and other disruptions to important global, local and regional supply chains affected, with potential corresponding results on the operating performance of the Fund and its investments. A climate of uncertainty and panic, including the contagion of infectious viruses or diseases, may adversely affect global, regional, and local economies and reduce the availability of potential investment opportunities, and increases the difficulty of performing due diligence and modeling market conditions, potentially reducing the accuracy of financial projections. Under these circumstances, the Fund may have difficulty achieving its investment objectives which may adversely impact Fund performance. Further, such events can be highly disruptive to economies and markets, significantly disrupt the operations of individual companies (including, but not limited to, the Fund's investment advisor, third party service providers, and counterparties), sectors, industries, markets, securities and commodity exchanges, currencies, interest and inflation rates, credit ratings, investor sentiment, and other factors affecting the value of the Fund's investments. These factors can cause substantial market volatility, exchange trading suspensions and closures, changes in the availability of and the margin requirements for certain instruments, and can impact the ability of the Fund to complete redemptions and otherwise affect Fund performance and Fund trading in the secondary market. A widespread crisis would also affect the global economy in ways that cannot necessarily be foreseen. How long such events will last and whether they will continue or recur cannot be predicted. Impacts from these could have a significant impact on the Fund's performance, resulting in losses to your investment.

• **Risk that Current Assumptions and Expectations Could Become Outdated As a Result of Global Economic Shock** —

The onset of the novel coronavirus (COVID-19) has caused significant shocks to global financial markets and economies, with many governments taking extreme actions to slow and contain the spread of COVID-19. These actions have had, and likely will continue to have, a severe economic impact on global economies as economic activity in some instances has essentially ceased. Financial markets across the globe are experiencing severe distress at least equal to what was experienced during the global financial crisis in 2008. In March 2020, U.S. equity markets entered a bear market in the fastest such move in the history of U.S. financial markets. During much of 2020, the unemployment rate in the U.S. was extremely high by historical standards. It is not possible to predict when unemployment and market conditions will

return to more normal levels. The global economic shocks being experienced as of the date hereof may cause the underlying assumptions and expectations of the Fund to become outdated quickly or inaccurate, resulting in significant losses.

- **Non-Diversification Risk** — The Fund is classified as “non-diversified” under the Investment Company Act of 1940, as amended (“1940 Act”). This means it has the ability to invest a relatively high percentage of its assets in the securities of a small number of issuers or in financial instruments with a single counterparty or a few counterparties. This may increase the Fund's volatility and increase the risk that the Fund's performance will decline based on the performance of a single issuer or the credit of a single counterparty.
- **Index Performance Risk** — The Index is maintained by a third party provider unaffiliated with the Fund or ProFund Advisors. There can be no guarantee or assurance that the methodology used by the third party provider to create the Index will result in the Fund achieving positive returns. Further, there can be no guarantee that the methodology underlying the Index or the daily calculation of the Index will be free from error. It is also possible that the value of the Index may be subject to intentional manipulation by third-party market participants. The Index used by the Fund may underperform other asset classes and may underperform other similar indices. Each of these factors could have a negative impact on the performance of the Fund.
- **Active Investor Risk** — The Fund permits short-term trading of its securities. A significant portion of assets invested in the Fund may come from professional money managers and investors who use the Fund as part of active trading or tactical asset allocation strategies. These strategies often call for frequent trading to take advantage of anticipated changes in market conditions, which could increase portfolio turnover and may result in additional costs for the Fund. In addition, large movements of assets into and out of the Fund may have a negative impact on the Fund's ability to achieve its investment objective or maintain a consistent level of operating expenses. In certain circumstances, the Fund's expense ratio may vary from current estimates or the historical ratio disclosed in this Prospectus.
- **Early Close/Late Close/Trading Halt Risk** — An exchange or market may close early, close late or issue trading halts on specific securities or financial instruments. As a result, the ability to trade certain securities or financial instruments may be restricted, which may result in the Fund being unable to trade those and other related financial instruments at all. In these circumstances, the Fund may be unable to rebalance its portfolio, may be unable to accurately price its investments and/or may incur substantial trading losses.
- **Liquidity Risk** — In certain circumstances, such as the disruption of the orderly markets for the financial instruments in which the Fund invests, the Fund might not be



able to acquire or dispose of certain holdings quickly or at prices that represent true market value in the judgment of ProFund Advisors. Markets for the financial instruments in which the Fund invests may be disrupted by a number of events, including but not limited to economic crises, political crises, health crises, natural disasters, excessive volatility, new legislation, or regulatory changes inside or outside of the U.S. For example, regulation limiting the ability of certain financial institutions to invest in certain financial instruments would likely reduce the liquidity of those instruments. These situations may prevent the Fund from limiting losses, realizing gains or achieving a high inverse correlation with the Index.

- **Portfolio Turnover Risk** — The Fund may incur high portfolio turnover to manage the Fund's investment exposure. Additionally, active trading of the Fund's shares may cause more frequent purchase and sales activities that could, in certain circumstances, increase the number of portfolio transactions. High levels of portfolio transactions increase brokerage and other transaction costs and may result in increased taxable capital gains. Each of these factors could have a negative impact on the performance of the Fund.
- **Tax Risk** — In order to qualify for the special tax treatment accorded a regulated investment company ("RIC") and its shareholders, the Fund must derive at least 90% of its gross income for each taxable year from "qualifying income," meet certain asset diversification tests at the end of each taxable quarter, and meet annual distribution requirements. The Fund's pursuit of its investment strategies will potentially be limited by the Fund's intention to qualify for such treatment and could adversely affect the Fund's ability to so qualify. The Fund can make certain investments, the treatment of which for these purposes is unclear. If, in any year, the Fund were to fail to qualify for the special tax treatment accorded a RIC and its shareholders, and were ineligible to or were not to cure such failure, the Fund would be taxed in the same manner as an ordinary corporation subject to U.S. federal income tax on all its income at the fund level. The resulting taxes could

substantially reduce the Fund's net assets and the amount of income available for distribution. In addition, in order to qualify for taxation as a RIC, the Fund could be required to recognize unrealized gains, pay substantial taxes and interest, and make certain distributions. Please see the Statement of Additional Information for more information.

- **Valuation Risk** — In certain circumstances (e.g., if ProFund Advisors believes market quotations do not accurately reflect the fair value of an investment, or a trading halt closes an exchange or market early), ProFund Advisors may, in its sole discretion, choose to determine a fair value price as the basis for determining the market value of such investment for such day. The fair value of an investment determined by ProFund Advisors may be different from other value determinations of the same investment. Portfolio investments that are valued using techniques other than market quotations, including "fair valued" investments, may be subject to greater fluctuation in their value from one day to the next than would be the case if market quotations were used. In addition, there is no assurance that the Fund could sell a portfolio investment for the value established for it at any time, and it is possible that the Fund would incur a loss because a portfolio investment is sold at a discount to its established value.

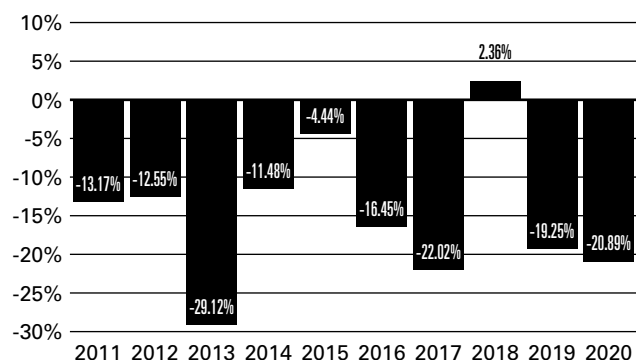
Please see "Investment Objectives, Principal Investment Strategies and Related Risks" in the Fund's Prospectus for additional details.

## Investment Results

The bar chart below shows how the Fund's investment results have varied from year to year, and the table shows how the Fund's average annual total returns for various periods compare with a broad measure of market performance. This information provides some indication of the risks of investing in the Fund. The Fund's performance information reflects applicable fee waivers and/or expense limitations in effect during the period presented. Absent such fee waivers/expense limitations, if any, performance would have been lower. It does not reflect charges and fees associated with a separate account that invests in the

Fund or any insurance contract for which it is an investment option. Charges and fees will reduce returns. Past results are not predictive of future results.

### Annual Returns as of December 31



Best Quarter (ended 3/31/2020): **18.26%**

Worst Quarter (ended 6/30/2020): **-18.53%**

The year-to-date return as of the most recent quarter, which ended March 31, 2021, was -8.40%.

### Average Annual Total Returns

As of December 31, 2020

	One Year	Five Years	Ten Years	Inception Date
ProFund VP Short Dow 30	-20.89%	-15.69%	-15.13%	5/1/2006
<b>Dow Jones Industrial Average<sup>SM1</sup></b>	<b>9.72%</b>	<b>14.65%</b>	<b>12.97%</b>	

1 Reflects no deduction for fees, expenses or taxes. Adjusted to reflect the reinvestment of dividends paid by issuers in the Index.

Annual returns are required to be shown and should not be interpreted as suggesting that the Fund should or should not be held for longer periods of time.

### Management

The Fund is advised by ProFund Advisors. Michael Neches, Senior Portfolio Manager, and Devin Sullivan, Portfolio Manager, have jointly and primarily managed the Fund since October 2013 and March 2018, respectively.

### Purchase and Sale of Fund Shares

Shares are available for purchase by insurance company separate accounts to serve as an investment medium for variable insurance contracts, and by qualified pension and retirement plans, certain insurance companies, and ProFund Advisors. Investors do not contact the Fund directly to purchase or redeem shares. Please refer to the prospectus of the relevant separate account for information on the allocation of premiums and on transfers of accumulated value among sub-accounts of the separate accounts that invest in the Fund.

### Tax Information

The Fund normally distributes its net investment income and net realized capital gains, if any, to its shareholders. If you are a holder of a contract or policy that invests in the Fund through an insurance company separate account, then these distributions will generally not be taxable to you; please consult the prospectus or other information provided to you by the insurance company regarding the tax consequences of your contract or policy. If you are a holder of such a contract or policy, or if you are investing through a pension or retirement plan that is a tax-advantaged arrangement, you may be taxed later upon distributions with respect to or from those contracts or arrangements. The Fund intends to distribute income, if any, and capital gains, if any, at least annually.

### Payments to Insurance Companies and Other Financial Intermediaries

The Fund or its distributor (and related companies) may pay insurance companies, which in turn may pay broker-dealers or other financial intermediaries (such as banks and insurance companies, or their related companies) for the sale and retention of variable contracts and/or policies which offer Fund shares. These payments may create a conflict of interest for a financial intermediary selling such variable contracts and/or policies, or may be a factor in the insurance company's decision to include the Fund as an investment option in its variable contract or policy. For more information, ask your financial advisor, visit your financial intermediary's website or consult the prospectus for the contract or policy.

## Important Information About the Fund

ProFund VP Short Emerging Markets (the “Fund”) seeks daily investment results, before fees and expenses, that correspond to the inverse (-1x) of the return of the S&P/BNY Mellon Emerging 50 ADR Index (USD) (the “Index”) **for a single day**, not for any other period. A “single day” is measured from the time the Fund calculates its net asset value (“NAV”) to the time of the Fund’s next NAV calculation. **The return of the Fund for periods longer than a single day will be the result of its return for each day compounded over the period. The Fund’s returns for periods longer than a single day will very likely differ in amount, and possibly even direction, from the Fund’s stated multiple (-1x) times the return of the Index for the same period. For periods longer than a single day, the Fund will lose money if the Index’s performance is flat, and it is possible that the Fund will lose money even if the level of the Index falls.** Longer holding periods, higher Index volatility, and greater inverse exposure each exacerbate the impact of compounding on an investor’s returns. During periods of higher Index volatility, the volatility of the Index may affect the Fund’s return as much as or more than the return of the Index.

**The Fund presents different risks than other types of funds. The Fund may not be suitable for all investors and should be used only by knowledgeable investors who understand the consequences of seeking daily inverse (-1x) investment results, including the impact of compounding on Fund performance. Investors in the Fund should actively manage and monitor their investments, as frequently as daily. An investor in the Fund could potentially lose the full principal value of their investment within a single day.**

## Investment Objective

The Fund seeks daily investment results, before fees and expenses, that correspond to the inverse (-1x) of the daily performance of the Index. **The Fund does not seek to achieve its stated investment objective over a period of time greater than a single day.**

## Fees and Expenses of the Fund

The table below describes the fees and expenses that you may pay if you buy, hold, and sell shares of the Fund. The expenses shown do not reflect charges or fees associated with insurance company separate accounts or insurance contracts, which would have the effect of increasing overall expenses. Annuity and policy holders should consult the prospectus for their contract or policy for more information about such charges and fees.

## Annual Fund Operating Expenses

(expenses that you pay each year as a percentage of the value of your investment)

Investment Advisory Fees	0.75%
Distribution and Service (12b-1) Fees	0.25%
Other Expenses	0.72%

## Total Annual Fund Operating Expenses Before Fee

Waivers and Expense Reimbursements	1.72%
Fee Waivers/Reimbursements <sup>1</sup>	-0.04%

## Total Annual Fund Operating Expenses After Fee

Waivers and Expense Reimbursements	<u>1.68%</u>
------------------------------------	--------------

1 ProFund Advisors LLC (“ProFund Advisors”) has contractually agreed to waive Investment Advisory and Management Services Fees and to reimburse Other Expenses to the extent Total Annual Fund Operating Expenses Before Fee Waivers and Expense Reimbursements, as a percentage of average daily net assets, exceed 1.68% through April 30, 2022. After such date, the expense limitation may be terminated or revised by ProFund Advisors. Amounts waived or reimbursed in a particular contractual period may be recouped by ProFund Advisors within three years of the end of that contractual period, however, such recoupment will be limited to the lesser of any expense limitation in place at the time of recoupment or the expense limitation in place at the time of waiver or reimbursement.

**Example:** This example is intended to help you compare the cost of investing in the Fund with the cost of investing in other mutual funds.

The example assumes that you invest \$10,000 in the Fund for the time periods indicated and then redeem all of your shares at the end of each period. The example also assumes that your investment has a 5% return each year and that the Fund’s operating expenses remain the same, except that the fee waiver/expense reimbursement is assumed only to pertain to the first year. It does not reflect separate account or insurance contract fees or charges. If these charges were reflected, expenses would be higher. Although your actual costs may be higher or lower, based on these assumptions your approximate costs would be:

	1Year	3Years	5Years	10Years
ProFund VP Short Emerging Markets	\$171	\$538	\$930	\$2,027

The Fund pays transaction and financing costs associated with the purchase and sale of securities and derivatives. These costs are not reflected in the table or the example above.

## Portfolio Turnover

The Fund pays transaction costs, such as commissions, when it buys and sells securities (or “turns over” its portfolio). A higher portfolio turnover rate may indicate higher transaction costs. These costs, which are not reflected in the Annual Fund Operating Expenses or in the example above, affect the Fund’s performance. During the most recent fiscal year, the Fund’s annual portfolio turnover rate was 0% of the average value of its entire portfolio. This portfolio turnover rate is calculated without regard to cash instruments or derivatives transactions. If such transactions were included, the Fund’s portfolio turnover rate would be significantly higher.

## Principal Investment Strategies

The Fund invests in financial instruments that ProFund Advisors believes, in combination, should produce daily returns consistent with the Fund’s investment objective. The Index is constructed and maintained by S&P Dow Jones Indices LLC. The Index is a free float-adjusted, market capitalization-weighted index. The Index is designed to track the performance of a basket of companies who are domiciled in an emerging market of an emerging market country and who also have a level II or III ADR program, New York Shares or Global Registered Shares listed with the New York Stock Exchange or Nasdaq. Securities eligible for inclusion in the Index are evaluated to ensure their overall consistency with the character, design and purpose of the Index, which is to further its use as an effective benchmark. Decisions regarding additions to and removals from the Index are guided by certain pre-existing objective criteria. As of the date of this prospectus, the Index consists of the following emerging market countries: Brazil, China, Chile, India, Indonesia, Mexico, South Africa, South Korea and Taiwan. The Index is published under the Bloomberg ticker symbol “BKTEM.”

The Fund will invest principally in the financial instruments set forth below. The Fund expects that its cash balances maintained in connection with the use of financial instruments will typically be held in money market instruments.

- **Derivatives** — The Fund invests in derivatives, which are financial instruments whose value is derived from the value of an underlying asset or assets, such as stocks, bonds, funds (including exchange-traded funds (“ETFs”)), interest rates or indexes. The Fund invests in derivatives as a substitute for directly shorting stocks in order to seek returns for a single day that are inverse (–1x) to the returns of the Index for that day. These derivatives principally include:
  - **Swap Agreements** — Contracts entered into primarily with major global financial institutions for a specified period ranging from a day to more than one year. In a standard “swap” transaction, two parties agree to exchange the return (or differentials in rates of return) earned or realized on particular predetermined investments or instruments. The gross return to be exchanged or “swapped” between the parties is calculated with respect to a “notional amount,” e.g., the

return on or change in value of a particular dollar amount invested in a “basket” of securities or an ETF representing a particular index.

- **Money Market Instruments** — The Fund invests in short-term cash instruments that have a remaining maturity of 397 days or less and exhibit high quality credit profiles, for example:
  - **U.S. Treasury Bills** — U.S. government securities that have initial maturities of one year or less, and are supported by the full faith and credit of the U.S. government.
  - **Repurchase Agreements** — Contracts in which a seller of securities, usually U.S. government securities or other money market instruments, agrees to buy the securities back at a specified time and price. Repurchase agreements are primarily used by the Fund as a short-term investment vehicle for cash positions.

ProFund Advisors uses a mathematical approach to investing. Using this approach, ProFund Advisors determines the type, quantity and mix of investment positions that it believes, in combination, the Fund should hold to produce daily returns consistent with the daily Fund’s investment objective. The Fund may gain inverse exposure to only a representative sample of the securities in the Index or to securities not contained in the Index or in financial instruments, with the intent of obtaining exposure with aggregate characteristics similar to those of the inverse of the single day returns of the Index. In managing the assets of the Fund, ProFund Advisors does not invest the assets of the Fund in securities or financial instruments based on ProFund Advisors’ view of the investment merit of a particular security, instrument, or company, nor does it conduct conventional investment research or analysis or forecast market movement or trends. The Fund seeks to remain fully invested at all times in securities and/or financial instruments that, in combination, provide inverse exposure to the single day returns of the Index, consistent with its investment objective, without regard to market conditions, trends or direction. The Fund seeks investment results for a single day only, measured as the time the Fund calculates its NAV to the next time the Fund calculates its NAV, and not for any other period.

The Fund seeks to engage in daily rebalancing to position its portfolio so that its exposure to the Index is consistent with the Fund’s daily investment objective. The time and manner in which the Fund rebalances its portfolio may vary from day to day at the discretion of ProFund Advisors, depending on market conditions and other circumstances. The Index’s movements during the day will affect whether the Fund’s portfolio needs to be rebalanced. For example, if the Index has risen on a given day, net assets of the Fund should fall (assuming there were no shares issued). As a result, the Fund’s inverse exposure will need to be decreased. Conversely, if the Index has fallen on a given day, net assets of the Fund should rise (assuming there were no share redemptions).

As a result, the Fund's inverse exposure will need to be increased.

**Daily rebalancing and the compounding of each day's return over time means that the return of the Fund for a period longer than a single day will be the result of each day's returns compounded over the period, which will very likely differ in amount, and possibly even direction, from the inverse (-1x) of the return of the Index for the same period. The Fund will lose money if the Index's performance is flat over time, and the Fund can lose money regardless of the performance of the Index, as a result of daily rebalancing, the Index's volatility, compounding of each day's return and other factors. See "Principal Risks" below.**

The Fund will concentrate or focus its investments in a particular industry or group of industries, country or region to approximately the same extent the Index is so concentrated or focused. As of December 31, 2020, the Index was concentrated in the retailing industry group and was focused in the semiconductors & semiconductor equipment. The Index was also concentrated in China and was focused in Taiwan.

Please see "Investment Objectives, Principal Investment Strategies and Related Risks" in the Fund's Prospectus for additional details.

## Principal Risks

**You may lose the full principal value of your investment within a single day.**

The principal risks described below are intended to provide information about the factors likely to have a significant adverse impact on the Fund's returns and consequently the value of an investment in the Fund. The risks are presented in an order intended to facilitate readability and their order does not imply that the realization of one risk is more likely to occur than another risk or likely to have a greater adverse impact than another risk. While the realization of certain of the risks described herein may benefit the Fund because the Fund seeks daily investment results, before fees and expenses, that correspond to the inverse (-1x) of the daily return of the Index, such occurrences may introduce more volatility to the Fund, which could have a significant negative impact on Fund performance.

- **Risks Associated with the Use of Derivatives** — Investing in derivatives may be considered aggressive and may expose the Fund to greater risks and may result in larger losses or smaller gains than investing directly in the reference asset(s) underlying those derivatives. These risks include counterparty risk, liquidity risk and increased correlation risk. When the Fund uses derivatives, there may be imperfect correlation between the value of the reference asset(s) underlying the derivative (e.g., the Index) and the derivative, which may prevent the Fund from achieving its investment objective. Because derivatives often require only a limited initial investment, the use of derivatives also may expose the Fund to losses in excess of those amounts initially invested. The Fund may use a combination of swaps on the Index and swaps on

an ETF that is designed to track the performance of the Index. The performance of an ETF may not track the performance of the Index due to embedded costs and other factors. Thus, to the extent the Fund invests in swaps that use an ETF as the reference asset, the Fund may be subject to greater correlation risk and may not achieve as high a degree of correlation with the Index as it would if the Fund only used swaps on the Index. Moreover, with respect to the use of swap agreements, if the Index has a dramatic intraday move that causes a material decline in the Fund's net assets, the terms of a swap agreement between the Fund and its counterparty may permit the counterparty to immediately close out the transaction with the Fund. In that event, the Fund may be unable to enter into another swap agreement or invest in other derivatives to achieve the desired exposure consistent with the Fund's investment objective. This, in turn, may prevent the Fund from achieving its investment objective, even if the Index reverses all or a portion of its intraday move by the end of the day. As a result, the value of an investment in the Fund may change quickly and without warning. Any costs associated with using derivatives will also have the effect of lowering the Fund's return.

- **Leverage Risk** — Leverage increases the risk of a total loss of an investor's investment, may increase the volatility of the Fund, and may magnify any differences between the performance of the Fund and the Index.
- **Compounding Risk** — The Fund has a single day investment objective, and the Fund's performance for any other period is the result of its return for each day compounded over the period. The performance of the Fund for periods longer than a single day will very likely differ in amount, and possibly even direction, from the inverse (-1x) of the daily return of the Index for the same period, before accounting for fees and expenses. Compounding affects all investments, but has a more significant impact on an inverse fund. This effect becomes more pronounced as Index volatility and holding periods increase. Fund performance for a period longer than a single day can be estimated given any set of assumptions for the following factors: (a) Index volatility; (b) Index performance; (c) period of time; (d) financing rates associated with inverse exposure; (e) other Fund expenses; and (f) dividends or interest paid with respect to securities in the Index. The chart below illustrates the impact of two principal factors — Index volatility and Index performance — on Fund performance. The chart shows estimated Fund returns for a number of combinations of Index volatility and Index performance over a one-year period. Actual volatility, Index and Fund performance may differ significantly from the chart below. Performance shown in the chart assumes: (a) no dividends paid with respect to securities included in the Index; (b) no Fund expenses; and (c) borrowing/lending rates (to obtain inverse exposure) of zero percent. If Fund expenses and/or actual borrowing/lending rates were reflected, the Fund's performance would be different than shown.



Areas shaded darker represent those scenarios where the Fund can be expected to return less than the inverse (-1x) of the performance of the Index.

Estimated Fund Returns						
Index Performance		One Year Volatility Rate				
One Year Index	Inverse (-1x) of the One Year Index	10%	25%	50%	75%	100%
-60%	60%	147.5%	134.9%	94.7%	42.4%	-8.0%
-50%	50%	98.0%	87.9%	55.8%	14.0%	-26.4%
-40%	40%	65.0%	56.6%	29.8%	-5.0%	-38.7%
-30%	30%	41.4%	34.2%	11.3%	-18.6%	-47.4%
-20%	20%	23.8%	17.4%	-2.6%	-28.8%	-54.0%
-10%	10%	10.0%	4.4%	-13.5%	-36.7%	-59.1%
0%	0%	-1.0%	-6.1%	-22.1%	-43.0%	-63.2%
10%	-10%	-10.0%	-14.6%	-29.2%	-48.2%	-66.6%
20%	-20%	-17.5%	-21.7%	-35.1%	-52.5%	-69.3%
30%	-30%	-23.8%	-27.7%	-40.1%	-56.2%	-71.7%
40%	-40%	-29.3%	-32.9%	-44.4%	-59.3%	-73.7%
50%	-50%	-34.0%	-37.4%	-48.1%	-62.0%	-75.5%
60%	-60%	-38.1%	-41.3%	-51.3%	-64.4%	-77.0%

The foregoing table is intended to isolate the effect of Index volatility and Index performance on the return of the Fund and is not a representation of actual returns. For example, the Fund may incorrectly be expected to achieve a -20% return on a yearly basis if the Index return were 20%, absent the effects of compounding. As the table shows, with Index volatility of 50%, the Fund could be expected to return -35.1% under such a scenario. The Fund's actual returns may be significantly better or worse than the returns shown above as a result of any of the factors discussed above or in "Principal Risks — Correlation Risk" below.

The Index's annualized historical volatility rate for the five-year period ended December 31, 2020 was 22.36%. The Index's highest December to December volatility rate during the five-year period was 33.69% (December 31, 2020). The Index's annualized total return performance for the five-year period ended December 31, 2020 was 16.20%. Historical Index volatility and performance are not indications of what the Index volatility and performance will be in the future. The volatility of U.S. exchange-traded securities or instruments that reflect the value of the Index may differ from the volatility of the Index.

**For additional graphs and charts demonstrating the effects of Index volatility and Index performance on the long-term performance of the Fund, see "Understanding the Risks and Long-Term Performance of Daily Objective Funds — The Impact of Compounding" in the Fund's Prospectus and "Special Note Regarding the Correlation Risks of Geared Funds" in the Fund's Statement of Additional Information.**

- **Correlation Risk** — A number of factors may affect the Fund's ability to achieve a high degree of inverse correlation with the Index, and there is no guarantee that the Fund will achieve a high degree of inverse correlation. Failure to achieve a high degree of inverse correlation may prevent the Fund from achieving its investment objective, and the percentage change of the Fund's NAV each day may differ, perhaps significantly in amount, and possibly even direction, from the inverse (-1x) of the percentage change of the Index on such day.

In order to achieve a high degree of inverse correlation with the Index, the Fund seeks to rebalance its portfolio daily to keep exposure consistent with its investment objective. Being materially under- or overexposed to the Index may prevent the Fund from achieving a high degree of inverse correlation with the Index and may expose the Fund to greater leverage risk. Market disruptions or closure, regulatory restrictions, market volatility, illiquidity in the markets for the financial instruments in which the Fund invests, and other factors will adversely affect the Fund's ability to adjust exposure to requisite levels. The target amount of portfolio exposure is impacted dynamically by the Index's movements, including intraday movements. Because of this, it is unlikely that the Fund will have perfect inverse (-1x) exposure during the day or at the end of each day and the likelihood of being materially under- or overexposed is higher on days when the Index is volatile, particularly when the Index is volatile at or near the close of the trading day.

A number of other factors may also adversely affect the Fund's inverse correlation with the Index, including fees, expenses, transaction costs, financing costs associated with the use of derivatives, income items, valuation methodology, accounting standards and disruptions or illiquidity in the markets for the securities or financial instruments in which the Fund invests. The Fund may not have investment exposure to all of the securities in the Index, or its weighting of investment exposure to securities may be different from that of the Index. In addition, the Fund may invest in securities not included in the Index. The Fund may take or refrain from taking positions in order to improve tax efficiency, comply with regulatory restrictions, or for other reasons, each of which may negatively affect the Fund's correlation with the Index. The Fund may also be subject to large movements of assets into and out of the Fund, potentially resulting in the Fund being under- or overexposed to the Index and may be impacted by Index reconstitutions and Index rebalancing events. Additionally, the Fund's underlying investments and/or reference assets may trade on markets that may not be open on the same day as the Fund, which may cause a difference between the changes in the daily performance of the Fund and changes in the level of the Index. Any of these factors could decrease correlation between the performance of the Fund

and the Index and may hinder the Fund's ability to meet its daily investment objective on or around that day.

- **Rebalancing Risk** — If for any reason the Fund is unable to rebalance all or a portion of its portfolio, or if all or a portion of the portfolio is rebalanced incorrectly, the Fund's investment exposure may not be consistent with the Fund's investment objective. In these instances, the Fund may have investment exposure to the Index that is significantly greater or less than its stated multiple. As a result, the Fund may be more exposed to leverage risk than if it had been properly rebalanced and may not achieve its investment objective.
- **Counterparty Risk** — Investing in derivatives and repurchase agreements involves entering into contracts with third parties (i.e., counterparties). The use of derivatives involves risks that are different from those associated with ordinary portfolio securities transactions. The Fund will be subject to credit risk (i.e., the risk that a counterparty is or is perceived to be unwilling or unable to make timely payments or otherwise meet its contractual obligations) with respect to the amount it expects to receive from counterparties to derivatives and repurchase agreements entered into by the Fund. If a counterparty becomes bankrupt or fails to perform its obligations, or if any collateral posted by the counterparty for the benefit of the Fund is insufficient or there are delays in the Fund's ability to access such collateral, the value of an investment in the Fund may decline.
- **Short Sale Exposure Risk** — The Fund may seek inverse or "short" exposure through financial instruments, which would cause the Fund to be exposed to certain risks associated with selling short. These risks include, under certain market conditions, an increase in the volatility and decrease in the liquidity of the instruments underlying the short position, which may lower the Fund's return, result in a loss, have the effect of limiting the Fund's ability to obtain inverse exposure through financial instruments, or require the Fund to seek inverse exposure through alternative investment strategies that may be less desirable or more costly to implement. To the extent that, at any particular point in time, the instruments underlying the short position may be thinly traded or have a limited market, including due to regulatory action, the Fund may be unable to meet its investment objective due to a lack of available securities or counterparties. During such periods, the Fund's ability to issue additional shares may be adversely affected. Obtaining inverse exposure through these instruments may be considered an aggressive investment technique. Any income, dividends or payments by the assets underlying the Fund's short positions will negatively impact the Fund.
- **Inverse Correlation Risk** — Investors will lose money when the Index rises — a result that is the opposite from traditional funds. A single day or intraday increase in the level of the Index approaching 100% may result in the total loss or almost total loss of an investor's investment, even if the Index subsequently moves lower.
- **Exposure to Foreign Investments/Emerging Market Risk** — Exposure to securities of foreign issuers may provide the Fund with increased risk. Various factors related to foreign investments may negatively impact the Fund's and the Index's performance, such as: i) fluctuations in the value of the applicable foreign currency; ii) differences in securities settlement practices; iii) uncertainty associated with evidence of ownership of investments in countries that lack centralized custodial services; iv) possible regulation of, or other limitations on, investments by U.S. investors in foreign investments; v) potentially higher brokerage commissions; vi) the possibility that a foreign government may withhold portions of interest and dividends at the source; vii) taxation of income earned in foreign countries or other foreign taxes imposed; viii) foreign exchange controls, which may include suspension of the ability to transfer currency from a foreign country; ix) less publicly available information about foreign issuers; x) changes in the denomination currency of a foreign investment; and xi) less certain legal systems in which the Fund may encounter difficulties or be unable to pursue legal remedies. Foreign investments also may be more susceptible to political, social, economic and regional factors than may be the case with U.S. securities. In addition, markets for foreign investments are usually less liquid, more volatile and significantly smaller than markets for U.S. securities, which may affect, among other things, the Fund's ability to purchase or sell foreign investments at appropriate times and prices. Because of differences in settlement times and/or foreign market holidays, transactions in a foreign market may take place one or more days after the necessary exposure to these investments is determined. Until the transactions are effected, the Fund is exposed to increased foreign currency risk and market risk and, ultimately, increased correlation risk.

Because the Fund's foreign investment exposure may include issuers domiciled in developing or "emerging market" countries, all the aforementioned factors are heightened and foreign investments risk is higher. Economic, business, political, or social instability may adversely affect the value of emerging market investments more acutely than investments tied to developed foreign countries. Furthermore any of these developments may result in a decline in the value of a country's currency. Emerging markets are riskier than more developed markets because they may develop unevenly or may never fully develop. Investments in emerging markets are considered speculative.

- **Equity and Market Risk** — Equity markets are volatile, and the value of securities, swaps, futures and other instruments correlated with equity markets may fluctuate dramatically from day to day. Equity markets are subject to corporate, political, regulatory, market and economic developments, as well as developments that impact specific economic sectors, industries or segments of the market. Further, stocks in the Index may underperform other equity investments. Volatility in the markets and/or market developments may cause the

value of an investment in the Fund to decrease over short or long periods of time. As a fund seeking daily investment results, before fees and expenses, that correspond to the inverse (-1x) of the daily return of the Index, the value of an investment in the Fund is expected to decline when market conditions cause the level of the Index to rise.

- **Exposure to Foreign Currency Risk** — Investments linked to or denominated in foreign currencies are exposed to additional risk factors versus those investments denominated in U.S. dollars and linked to U.S. investments. The value of an investment linked to or denominated in a foreign currency could change significantly as foreign currencies strengthen or weaken relative to the U.S. dollar. Devaluations of a currency by a government or banking authority may also have significant impact on the value of any investments linked to or denominated in that currency. Risks related to foreign currencies also include those related to economic or political developments, market inefficiencies or a higher risk that essential investment information may be incomplete, unavailable, or inaccurate. Foreign currency losses could offset or exceed any potential gains, or add to losses, in the related investments. Currency markets are also generally not as regulated as securities markets. In addition, in order to transact in foreign investments, the Fund may exchange and hold foreign currencies. Regulatory fees or higher custody fees may be imposed on foreign currency holdings.
- **Geographic Concentration Risk** — Because the Fund focuses its investments in particular foreign countries or geographic regions, it may be more volatile than a more geographically diversified fund. The performance of the Fund will be affected by the political, social and economic conditions in those foreign countries and geographic regions and subject to the related risks.
- **Concentration and Focused Investing** — The Index may concentrate (i.e., composed of securities that represent 25 percent or more of the value of the Index) or focus (i.e., composed of securities that represent a substantial portion of its value, but less than 25 percent) in an industry or group of industries. The Fund will allocate its investments to approximately the same extent as the Index. As a result, the Fund may be subject to greater market fluctuations than a fund that is more broadly invested across industries. Financial, economic, business, regulatory conditions, and other developments affecting issuers in a particular industry or group of industries will have a greater effect on the Fund, and if securities of the particular industry or group of industries as a group fall out of favor, the Fund could underperform, or its net asset value may be more volatile than, funds that have greater industry diversification.
- **Exposure to Large-Cap Company Investment Risk** — Although returns on investments in large-cap companies are often perceived as being less volatile than the returns of companies with smaller market capitalizations, the return on large-cap securities could trail the returns on investments in

smaller and mid-sized companies for a number of reasons. For example, large-cap companies may be unable to respond quickly to new competitive challenges, such as changes in technology, and also may not be able to attain the high growth rate of successful smaller companies.

- **Natural Disaster/Epidemic Risk** — Natural or environmental disasters, such as earthquakes, fires, floods, hurricanes, tsunamis and other severe weather-related phenomena generally, and widespread disease, including pandemics and epidemics (for example, the novel coronavirus COVID-19), have been and can be highly disruptive to economies and markets and have recently led, and may continue to lead, to increased market volatility and significant market losses. Such natural disaster and health crises could exacerbate political, social, and economic risks, and result in significant breakdowns, delays, shutdowns, social isolation, and other disruptions to important global, local and regional supply chains affected, with potential corresponding results on the operating performance of the Fund and its investments. A climate of uncertainty and panic, including the contagion of infectious viruses or diseases, may adversely affect global, regional, and local economies and reduce the availability of potential investment opportunities, and increases the difficulty of performing due diligence and modeling market conditions, potentially reducing the accuracy of financial projections. Under these circumstances, the Fund may have difficulty achieving its investment objectives which may adversely impact Fund performance. Further, such events can be highly disruptive to economies and markets, significantly disrupt the operations of individual companies (including, but not limited to, the Fund's investment advisor, third party service providers, and counterparties), sectors, industries, markets, securities and commodity exchanges, currencies, interest and inflation rates, credit ratings, investor sentiment, and other factors affecting the value of the Fund's investments. These factors can cause substantial market volatility, exchange trading suspensions and closures, changes in the availability of and the margin requirements for certain instruments, and can impact the ability of the Fund to complete redemptions and otherwise affect Fund performance and Fund trading in the secondary market. A widespread crisis would also affect the global economy in ways that cannot necessarily be foreseen. How long such events will last and whether they will continue or recur cannot be predicted. Impacts from these could have a significant impact on the Fund's performance, resulting in losses to your investment.
- **Risk that Current Assumptions and Expectations Could Become Outdated As a Result of Global Economic Shock** — The onset of the novel coronavirus (COVID-19) has caused significant shocks to global financial markets and economies, with many governments taking extreme actions to slow and contain the spread of COVID-19. These actions have had, and likely will continue to have, a severe economic impact on

global economies as economic activity in some instances has essentially ceased. Financial markets across the globe are experiencing severe distress at least equal to what was experienced during the global financial crisis in 2008. In March 2020, U.S. equity markets entered a bear market in the fastest such move in the history of U.S. financial markets. During much of 2020, the unemployment rate in the U.S. was extremely high by historical standards. It is not possible to predict when unemployment and market conditions will return to more normal levels. The global economic shocks being experienced as of the date hereof may cause the underlying assumptions and expectations of the Fund to become outdated quickly or inaccurate, resulting in significant losses.

- **Non-Diversification Risk** — The Fund is classified as “non-diversified” under the Investment Company Act of 1940, as amended (“1940 Act”). This means it has the ability to invest a relatively high percentage of its assets in the securities of a small number of issuers or in financial instruments with a single counterparty or a few counterparties. This may increase the Fund’s volatility and increase the risk that the Fund’s performance will decline based on the performance of a single issuer or the credit of a single counterparty.
- **Index Performance Risk** — The Index is maintained by a third party provider unaffiliated with the Fund or ProFund Advisors. There can be no guarantee or assurance that the methodology used by the third party provider to create the Index will result in the Fund achieving positive returns. Further, there can be no guarantee that the methodology underlying the Index or the daily calculation of the Index will be free from error. For an Index with exposure to foreign, and especially emerging markets, there may be heightened risks associated with the adequacy and reliability of the information used to calculate the Index, as some foreign markets may have less information available. ProFund Advisors has no ability to assess a third party provider’s due diligence process over index data prior to its use in index computation, construction and/or rebalancing. It is also possible that the value of the Index may be subject to intentional manipulation by third-party market participants. The Index used by the Fund may underperform other asset classes and may underperform other similar indices. Each of these factors could have a negative impact on the performance of the Fund.
- **Active Investor Risk** — The Fund permits short-term trading of its securities. A significant portion of assets invested in the Fund may come from professional money managers and investors who use the Fund as part of active trading or tactical asset allocation strategies. These strategies often call for frequent trading to take advantage of anticipated changes in market conditions, which could increase portfolio turnover and may result in additional costs for the Fund. In addition, large movements of assets into and out of the Fund may have a negative impact on the Fund’s ability to achieve its investment objective or maintain a consistent level of operating expenses.

In certain circumstances, the Fund’s expense ratio may vary from current estimates or the historical ratio disclosed in this Prospectus.

- **Early Close/Late Close/Trading Halt Risk** — An exchange or market may close early, close late or issue trading halts on specific securities or financial instruments. As a result, the ability to trade certain securities or financial instruments may be restricted, which may result in the Fund being unable to trade those and other related financial instruments at all. In these circumstances, the Fund may be unable to rebalance its portfolio, may be unable to accurately price its investments and/or may incur substantial trading losses.
- **Liquidity Risk** — In certain circumstances, such as the disruption of the orderly markets for the financial instruments in which the Fund invests, the Fund might not be able to acquire or dispose of certain holdings quickly or at prices that represent true market value in the judgment of ProFund Advisors. Markets for the financial instruments in which the Fund invests may be disrupted by a number of events, including but not limited to economic crises, political crises, health crises, natural disasters, excessive volatility, new legislation, or regulatory changes inside or outside of the U.S. For example, regulation limiting the ability of certain financial institutions to invest in certain financial instruments would likely reduce the liquidity of those instruments. These situations may prevent the Fund from limiting losses, realizing gains or achieving a high inverse correlation with the Index.
- **Portfolio Turnover Risk** — The Fund may incur high portfolio turnover to manage the Fund’s investment exposure. Additionally, active trading of the Fund’s shares may cause more frequent purchase and sales activities that could, in certain circumstances, increase the number of portfolio transactions. High levels of portfolio transactions increase brokerage and other transaction costs and may result in increased taxable capital gains. Each of these factors could have a negative impact on the performance of the Fund.
- **Tax Risk** — In order to qualify for the special tax treatment accorded a regulated investment company (“RIC”) and its shareholders, the Fund must derive at least 90% of its gross income for each taxable year from “qualifying income,” meet certain asset diversification tests at the end of each taxable quarter, and meet annual distribution requirements. The Fund’s pursuit of its investment strategies will potentially be limited by the Fund’s intention to qualify for such treatment and could adversely affect the Fund’s ability to so qualify. The Fund can make certain investments, the treatment of which for these purposes is unclear. If, in any year, the Fund were to fail to qualify for the special tax treatment accorded a RIC and its shareholders, and were ineligible to or were not to cure such failure, the Fund would be taxed in the same manner as an ordinary corporation subject to U.S. federal income tax on all its income at the fund level. The resulting taxes could substantially reduce the Fund’s net assets and the amount of



income available for distribution. In addition, in order to qualify for taxation as a RIC, the Fund could be required to recognize unrealized gains, pay substantial taxes and interest, and make certain distributions. Please see the Statement of Additional Information for more information.

- **Valuation Risk** — In certain circumstances (e.g., if ProFund Advisors believes market quotations do not accurately reflect the fair value of an investment, or a trading halt closes an exchange or market early), ProFund Advisors may, in its sole discretion, choose to determine a fair value price as the basis for determining the market value of such investment for such day. The fair value of an investment determined by ProFund Advisors may be different from other value determinations of the same investment. Portfolio investments that are valued using techniques other than market quotations, including “fair valued” investments, may be subject to greater fluctuation in their value from one day to the next than would be the case if market quotations were used. In addition, there is no assurance that the Fund could sell a portfolio investment for the value established for it at any time, and it is possible that the Fund would incur a loss because a portfolio investment is sold at a discount to its established value.

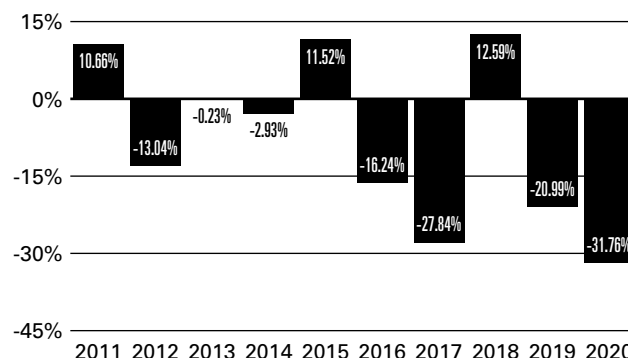
Please see “Investment Objectives, Principal Investment Strategies and Related Risks” in the Fund’s Prospectus for additional details.

## Investment Results

The bar chart below shows how the Fund’s investment results have varied from year to year, and the table shows how the Fund’s average annual total returns for various periods compare with a broad measure of market performance. This information provides some indication of the risks of investing in the Fund. The Fund’s performance information reflects applicable fee waivers and/or expense limitations in effect during the period presented. Absent such fee waivers/expense limitations, if any, performance would have been lower. It does not reflect charges and fees associated with a separate account that invests in the Fund or any insurance contract for which it is an investment

option. Charges and fees will reduce returns. Past results are not predictive of future results.

## Annual Returns as of December 31



Best Quarter (ended 3/31/2020): **24.80%**

Worst Quarter (ended 12/31/2020): **-18.51%**

The year-to-date return as of the most recent quarter, which ended March 31, 2021, was -2.89%.

## Average Annual Total Returns

As of December 31, 2020

	One Year	Five Years	Ten Years	Inception Date
ProFund VP Short Emerging Markets	-31.76%	-18.17%	-9.19%	8/31/2007
<b>S&amp;P/BNY Mellon Emerging 50 ADR Index (USD)<sup>1</sup></b>	<b>28.58%</b>	<b>16.20%</b>	<b>3.96%</b>	

<sup>1</sup> Reflects no deduction for fees, expenses or taxes. Returns are gross returns that do not reflect the reduction of any withholding taxes, and are adjusted to reflect the reinvestment of dividends paid by companies in the Index.

Annual returns are required to be shown and should not be interpreted as suggesting that the Fund should or should not be held for longer periods of time.



## **Management**

The Fund is advised by ProFund Advisors. Alexander Ilyasov, Senior Portfolio Manager, and Scott Hanson, Portfolio Manager, have jointly and primarily managed the Fund since August 2020 and August 2016, respectively.

## **Purchase and Sale of Fund Shares**

Shares are available for purchase by insurance company separate accounts to serve as an investment medium for variable insurance contracts, and by qualified pension and retirement plans, certain insurance companies, and ProFund Advisors. Investors do not contact the Fund directly to purchase or redeem shares. Please refer to the prospectus of the relevant separate account for information on the allocation of premiums and on transfers of accumulated value among sub-accounts of the separate accounts that invest in the Fund.

## **Tax Information**

The Fund normally distributes its net investment income and net realized capital gains, if any, to its shareholders. If you are a holder of a contract or policy that invests in the Fund through an insurance company separate account, then these distributions will generally not be taxable to you; please consult the prospectus or other information provided to you by the insurance company

regarding the tax consequences of your contract or policy. If you are a holder of such a contract or policy, or if you are investing through a pension or retirement plan that is a tax-advantaged arrangement, you may be taxed later upon distributions with respect to or from those contracts or arrangements. The Fund intends to distribute income, if any, and capital gains, if any, at least annually.

## **Payments to Insurance Companies and Other Financial Intermediaries**

The Fund or its distributor (and related companies) may pay insurance companies, which in turn may pay broker-dealers or other financial intermediaries (such as banks and insurance companies, or their related companies) for the sale and retention of variable contracts and/or policies which offer Fund shares. These payments may create a conflict of interest for a financial intermediary selling such variable contracts and/or policies, or may be a factor in the insurance company's decision to include the Fund as an investment option in its variable contract or policy. For more information, ask your financial advisor, visit your financial intermediary's website or consult the prospectus for the contract or policy.

## Important Information About the Fund

ProFund VP Short International (the “Fund”) seeks daily investment results, before fees and expenses, that correspond to the inverse (-1x) of the return of the MSCI EAFE Index (the “Index”) **for a single day**, not for any other period. A “single day” is measured from the time the Fund calculates its net asset value (“NAV”) to the time of the Fund’s next NAV calculation. **The return of the Fund for periods longer than a single day will be the result of its return for each day compounded over the period. The Fund’s returns for periods longer than a single day will very likely differ in amount, and possibly even direction, from the Fund’s stated multiple (-1x) times the return of the Index for the same period. For periods longer than a single day, the Fund will lose money if the Index’s performance is flat, and it is possible that the Fund will lose money even if the level of the Index falls.** Longer holding periods, higher Index volatility, and greater inverse exposure each exacerbate the impact of compounding on an investor’s returns. During periods of higher Index volatility, the volatility of the Index may affect the Fund’s return as much as or more than the return of the Index.

**The Fund presents different risks than other types of funds. The Fund may not be suitable for all investors and should be used only by knowledgeable investors who understand the consequences of seeking daily inverse (-1x) investment results, including the impact of compounding on Fund performance. Investors in the Fund should actively manage and monitor their investments, as frequently as daily. An investor in the Fund could potentially lose the full principal value of their investment within a single day.**

## Investment Objective

The Fund seeks daily investment results, before fees and expenses, that correspond to the inverse (-1x) of the daily performance of the Index. **The Fund does not seek to achieve its stated investment objective over a period of time greater than a single day.**

The Fund determines its success in meeting this investment objective by comparing its daily return on a given day with the inverse (-1x) the daily performance of MSCI EAFE futures contracts traded in the United States.

## Fees and Expenses of the Fund

The table below describes the fees and expenses that you may pay if you buy, hold, and sell shares of the Fund. The expenses shown do not reflect charges or fees associated with insurance company separate accounts or insurance contracts, which would have the effect of increasing overall expenses. Annuity and policy

holders should consult the prospectus for their contract or policy for more information about such charges and fees.

### Annual Fund Operating Expenses

(expenses that you pay each year as a percentage of the value of your investment)

Investment Advisory Fees	0.75%
Distribution and Service (12b-1) Fees	0.25%
Other Expenses	0.70%
Recoupment	0.01%
Other Operating Expenses	0.69%

### Total Annual Fund Operating Expenses Before Fee Waivers and Expense Reimbursements

1.70%

### Total Annual Fund Operating Expenses After Fee Waivers and Expense Reimbursements

1.68%

- 1 ProFund Advisors LLC (“ProFund Advisors”) has contractually agreed to waive Investment Advisory and Management Services Fees and to reimburse Other Expenses to the extent Total Annual Fund Operating Expenses Before Fee Waivers and Expense Reimbursements, as a percentage of average daily net assets, exceed 1.68% through April 30, 2022. After such date, the expense limitation may be terminated or revised by ProFund Advisors. Amounts waived or reimbursed in a particular contractual period may be recouped by ProFund Advisors within three years of the end of that contractual period, however, such recoupment will be limited to the lesser of any expense limitation in place at the time of recoupment or the expense limitation in place at the time of waiver or reimbursement. The “Recoupment” line shows gross recoupment payments made by the Fund during its most recent fiscal year. In addition, at times during the fiscal year amounts were waived or reimbursed to the Fund - the gross amount of this waiver/reimbursement is shown separately in the “Fee Waivers/Reimbursements” line. The recoupment shown did not cause the Fund’s expenses to exceed any expense limitation in place at the time of recoupment or the time the recouped amounts were originally waived/reimbursed.

**Example:** This example is intended to help you compare the cost of investing in the Fund with the cost of investing in other mutual funds.

The example assumes that you invest \$10,000 in the Fund for the time periods indicated and then redeem all of your shares at the end of each period. The example also assumes that your investment has a 5% return each year and that the Fund’s operating expenses remain the same, except that the fee waiver/expense reimbursement is assumed only to pertain to the first year. It does not reflect separate account or insurance contract fees or charges. If these charges were reflected, expenses would

be higher. Although your actual costs may be higher or lower, based on these assumptions your approximate costs would be:

	1Year	3Years	5Years	10Years
ProFund VP Short International	\$171	\$534	\$921	\$2,007

The Fund pays transaction and financing costs associated with the purchase and sale of securities and derivatives. These costs are not reflected in the table or the example above.

### Portfolio Turnover

The Fund pays transaction costs, such as commissions, when it buys and sells securities (or “turns over” its portfolio). A higher portfolio turnover rate may indicate higher transaction costs. These costs, which are not reflected in the Annual Fund Operating Expenses or in the example above, affect the Fund’s performance. During the most recent fiscal year, the Fund’s annual portfolio turnover rate was 0% of the average value of its entire portfolio. This portfolio turnover rate is calculated without regard to cash instruments or derivatives transactions. If such transactions were included, the Fund’s portfolio turnover rate would be significantly higher.

### Principal Investment Strategies

The Fund invests in financial instruments that ProFund Advisors believes, in combination, should produce daily returns consistent with the Fund’s investment objective. The Index is constructed and maintained by MSCI Inc. The Index includes 85% of the free float-adjusted, market capitalization in each industry group in developed market countries, excluding the U.S. and Canada. As of June 20, 2020, the Index consisted of the following 21 developed market country indexes: Australia, Austria, Belgium, Denmark, Finland, France, Germany, Hong Kong, Ireland, Israel, Italy, Japan, the Netherlands, New Zealand, Norway, Portugal, Singapore, Spain, Sweden, Switzerland, and the United Kingdom. The Index is published under the Bloomberg ticker symbol “MXEA.”

The Fund will invest principally in the financial instruments set forth below. The Fund expects that its cash balances maintained in connection with the use of financial instruments will typically be held in money market instruments.

- **Derivatives** — The Fund invests in derivatives, which are financial instruments whose value is derived from the value of an underlying asset or assets, such as stocks, bonds, funds (including exchange-traded funds (“ETFs”)), interest rates or indexes. The Fund invests in derivatives as a substitute for directly shorting stocks in order to seek returns for a single day that are inverse (-1x) to the returns of the Index for that day. These derivatives principally include:
  - **Swap Agreements** — Contracts entered into primarily with major global financial institutions for a specified period ranging from a day to more than one year. In a standard “swap” transaction, two parties agree to exchange the return (or differentials in rates of return) earned or realized on particular predetermined

investments or instruments. The gross return to be exchanged or “swapped” between the parties is calculated with respect to a “notional amount,” e.g., the return on or change in value of a particular dollar amount invested in a “basket” of securities or an ETF representing a particular index.

- **Futures Contracts** — Standardized contracts traded on, or subject to the rules of, an exchange that call for the future delivery of a specified quantity and type of asset at a specified time and place or, alternatively, may call for cash settlement.
- **Money Market Instruments** — The Fund invests in short-term cash instruments that have a remaining maturity of 397 days or less and exhibit high quality credit profiles, for example:
  - **U.S. Treasury Bills** — U.S. government securities that have initial maturities of one year or less, and are supported by the full faith and credit of the U.S. government.
  - **Repurchase Agreements** — Contracts in which a seller of securities, usually U.S. government securities or other money market instruments, agrees to buy the securities back at a specified time and price. Repurchase agreements are primarily used by the Fund as a short-term investment vehicle for cash positions.

ProFund Advisors uses a mathematical approach to investing. Using this approach, ProFund Advisors determines the type, quantity and mix of investment positions that it believes, in combination, the Fund should hold to produce daily returns consistent with the daily Fund’s investment objective. The Fund may gain inverse exposure to only a representative sample of the securities in the Index or to securities not contained in the Index or in financial instruments, with the intent of obtaining exposure with aggregate characteristics similar to those of the inverse of the single day returns of the Index. In managing the assets of the Fund, ProFund Advisors does not invest the assets of the Fund in securities or financial instruments based on ProFund Advisors’ view of the investment merit of a particular security, instrument, or company, nor does it conduct conventional investment research or analysis or forecast market movement or trends. The Fund seeks to remain fully invested at all times in securities and/or financial instruments that, in combination, provide inverse exposure to the single day returns of the Index, consistent with its investment objective, without regard to market conditions, trends or direction. The Fund seeks investment results for a single day only, measured as the time the Fund calculates its NAV to the next time the Fund calculates its NAV, and not for any other period.

The Fund seeks to engage in daily rebalancing to position its portfolio so that its exposure to the Index is consistent with the Fund’s daily investment objective. The time and manner in which the Fund rebalances its portfolio may vary from day to day at the discretion of ProFund Advisors, depending on market conditions

and other circumstances. The Index's movements during the day will affect whether the Fund's portfolio needs to be rebalanced. For example, if the Index has risen on a given day, net assets of the Fund should fall (assuming there were no shares issued). As a result, the Fund's inverse exposure will need to be decreased. Conversely, if the Index has fallen on a given day, net assets of the Fund should rise (assuming there were no share redemptions). As a result, the Fund's inverse exposure will need to be increased.

**Daily rebalancing and the compounding of each day's return over time means that the return of the Fund for a period longer than a single day will be the result of each day's returns compounded over the period, which will very likely differ in amount, and possibly even direction, from the inverse (-1x) of the return of the Index for the same period. The Fund will lose money if the Index's performance is flat over time, and the Fund can lose money regardless of the performance of the Index, as a result of daily rebalancing, the Index's volatility, compounding of each day's return and other factors. See "Principal Risks" below.**

The Fund will concentrate or focus its investments in a particular industry or group of industries, country or region to approximately the same extent the Index is so concentrated or focused. As of December 31, 2020, the Index was not concentrated in an industry group, but was focused in the industrials and financials industry groups. The Index was also concentrated in Japan.

Please see "Investment Objectives, Principal Investment Strategies and Related Risks" in the Fund's Prospectus for additional details.

## Principal Risks

**You may lose the full principal value of your investment within a single day.**

The principal risks described below are intended to provide information about the factors likely to have a significant adverse impact on the Fund's returns and consequently the value of an investment in the Fund. The risks are presented in an order intended to facilitate readability and their order does not imply that the realization of one risk is more likely to occur than another risk or likely to have a greater adverse impact than another risk. While the realization of certain of the risks described herein may benefit the Fund because the Fund seeks daily investment results, before fees and expenses, that correspond to the inverse (-1x) of the daily return of the Index, such occurrences may introduce more volatility to the Fund, which could have a significant negative impact on Fund performance.

- **Risks Associated with the Use of Derivatives** — Investing in derivatives may be considered aggressive and may expose the Fund to greater risks and may result in larger losses or smaller gains than investing directly in the reference asset(s) underlying those derivatives. These risks include counterparty risk, liquidity risk and increased correlation risk. When the Fund uses derivatives, there may be imperfect correlation

between the value of the reference asset(s) underlying the derivative (e.g., the Index) and the derivative, which may prevent the Fund from achieving its investment objective. Because derivatives often require only a limited initial investment, the use of derivatives also may expose the Fund to losses in excess of those amounts initially invested. The Fund may use a combination of swaps on the Index and swaps on an ETF that is designed to track the performance of the Index. The performance of an ETF may not track the performance of the Index due to embedded costs and other factors. Thus, to the extent the Fund invests in swaps that use an ETF as the reference asset, the Fund may be subject to greater correlation risk and may not achieve as high a degree of correlation with the Index as it would if the Fund only used swaps on the Index. Moreover, with respect to the use of swap agreements, if the Index has a dramatic intraday move that causes a material decline in the Fund's net assets, the terms of a swap agreement between the Fund and its counterparty may permit the counterparty to immediately close out the transaction with the Fund. In that event, the Fund may be unable to enter into another swap agreement or invest in other derivatives to achieve the desired exposure consistent with the Fund's investment objective. This, in turn, may prevent the Fund from achieving its investment objective, even if the Index reverses all or a portion of its intraday move by the end of the day. As a result, the value of an investment in the Fund may change quickly and without warning. Any costs associated with using derivatives will also have the effect of lowering the Fund's return.

- **Leverage Risk** — Leverage increases the risk of a total loss of an investor's investment, may increase the volatility of the Fund, and may magnify any differences between the performance of the Fund and the Index.
- **Compounding Risk** — The Fund has a single day investment objective, and the Fund's performance for any other period is the result of its return for each day compounded over the period. The performance of the Fund for periods longer than a single day will very likely differ in amount, and possibly even direction, from the inverse (-1x) of the daily return of the Index for the same period, before accounting for fees and expenses. Compounding affects all investments, but has a more significant impact on an inverse fund. This effect becomes more pronounced as Index volatility and holding periods increase. Fund performance for a period longer than a single day can be estimated given any set of assumptions for the following factors: (a) Index volatility; (b) Index performance; (c) period of time; (d) financing rates associated with inverse exposure; (e) other Fund expenses; and (f) dividends or interest paid with respect to securities in the Index. The chart below illustrates the impact of two principal factors — Index volatility and Index performance — on Fund performance. The chart shows estimated Fund returns for a number of combinations of Index volatility and Index performance over a one-year period. Actual volatility, Index and Fund performance may differ significantly from the

chart below. Performance shown in the chart assumes: (a) no dividends paid with respect to securities included in the Index; (b) no Fund expenses; and (c) borrowing/lending rates (to obtain inverse exposure) of zero percent. If Fund expenses and/or actual borrowing/lending rates were reflected, the Fund's performance would be different than shown.

Areas shaded darker represent those scenarios where the Fund can be expected to return less than the inverse (-1x) of the performance of the Index.

Estimated Fund Returns						
Index Performance		One Year Volatility Rate				
One Year Index	Inverse (-1x) of the One Year Index	10%	25%	50%	75%	100%
-60%	60%	147.5%	134.9%	94.7%	42.4%	-8.0%
-50%	50%	98.0%	87.9%	55.8%	14.0%	-26.4%
-40%	40%	65.0%	56.6%	29.8%	-5.0%	-38.7%
-30%	30%	41.4%	34.2%	11.3%	-18.6%	-47.4%
-20%	20%	23.8%	17.4%	-2.6%	-28.8%	-54.0%
-10%	10%	10.0%	4.4%	-13.5%	-36.7%	-59.1%
0%	0%	-1.0%	-6.1%	-22.1%	-43.0%	-63.2%
10%	-10%	-10.0%	-14.6%	-29.2%	-48.2%	-66.6%
20%	-20%	-17.5%	-21.7%	-35.1%	-52.5%	-69.3%
30%	-30%	-23.8%	-27.7%	-40.1%	-56.2%	-71.7%
40%	-40%	-29.3%	-32.9%	-44.4%	-59.3%	-73.7%
50%	-50%	-34.0%	-37.4%	-48.1%	-62.0%	-75.5%
60%	-60%	-38.1%	-41.3%	-51.3%	-64.4%	-77.0%

The foregoing table is intended to isolate the effect of Index volatility and Index performance on the return of the Fund and is not a representation of actual returns. For example, the Fund may incorrectly be expected to achieve a -20% return on a yearly basis if the Index return were 20%, absent the effects of compounding. As the table shows, with Index volatility of 50%, the Fund could be expected to return -35.1% under such a scenario. The Fund's actual returns may be significantly better or worse than the returns shown above as a result of any of the factors discussed above or in "Principal Risks — Correlation Risk" below.

The Index's annualized historical volatility rate for the five-year period ended December 31, 2020 was 14.97%. The Index's highest December to December volatility rate during the five-year period was 23.88% (December 31, 2020). The Index's annualized total return performance for the five-year period ended December 31, 2020 was 7.45%. Historical Index volatility and performance are not indications of what the Index volatility and performance will be in the future. The volatility of U.S. exchange-traded securities or instruments that reflect the value of the Index may differ from the volatility of the Index.

**For additional graphs and charts demonstrating the effects of Index volatility and Index performance on the long-term performance of the Fund, see "Understanding the Risks and Long-Term Performance of Daily Objective Funds — The Impact of Compounding" in the Fund's Prospectus and "Special Note Regarding the Correlation Risks of Geared Funds" in the Fund's Statement of Additional Information.**

- **Correlation Risk** — A number of factors may affect the Fund's ability to achieve a high degree of inverse correlation with the Index, and there is no guarantee that the Fund will achieve a high degree of inverse correlation. Failure to achieve a high degree of inverse correlation may prevent the Fund from achieving its investment objective, and the percentage change of the Fund's NAV each day may differ, perhaps significantly in amount, and possibly even direction, from the inverse (-1x) of the percentage change of the Index on such day.

In order to achieve a high degree of inverse correlation with the Index, the Fund seeks to rebalance its portfolio daily to keep exposure consistent with its investment objective. Being materially under- or overexposed to the Index may prevent the Fund from achieving a high degree of inverse correlation with the Index and may expose the Fund to greater leverage risk. Market disruptions or closure, regulatory restrictions, market volatility, illiquidity in the markets for the financial instruments in which the Fund invests, and other factors will adversely affect the Fund's ability to adjust exposure to requisite levels. The target amount of portfolio exposure is impacted dynamically by the Index's movements, including intraday movements. Because of this, it is unlikely that the Fund will have perfect inverse (-1x) exposure during the day or at the end of each day and the likelihood of being materially under- or overexposed is higher on days when the Index is volatile, particularly when the Index is volatile at or near the close of the trading day.

A number of other factors may also adversely affect the Fund's inverse correlation with the Index, including fees, expenses, transaction costs, financing costs associated with the use of derivatives, income items, valuation methodology, accounting standards and disruptions or illiquidity in the markets for the securities or financial instruments in which the Fund invests. The Fund may not have investment exposure to all of the securities in the Index, or its weighting of investment exposure to securities may be different from that of the Index. In addition, the Fund may invest in securities not included in the Index. The Fund may take or refrain from taking positions in order to improve tax efficiency, comply with regulatory restrictions, or for other reasons, each of which may negatively affect the Fund's correlation with the Index. The Fund may also be subject to large movements of assets into and out of the Fund, potentially resulting in the Fund being



under- or overexposed to the Index and may be impacted by Index reconstitutions and Index rebalancing events. Additionally, the Fund's underlying investments and/or reference assets may trade on markets that may not be open on the same day as the Fund, which may cause a difference between the changes in the daily performance of the Fund and changes in the level of the Index. Any of these factors could decrease correlation between the performance of the Fund and the Index and may hinder the Fund's ability to meet its daily investment objective on or around that day.

- **Rebalancing Risk** — If for any reason the Fund is unable to rebalance all or a portion of its portfolio, or if all or a portion of the portfolio is rebalanced incorrectly, the Fund's investment exposure may not be consistent with the Fund's investment objective. In these instances, the Fund may have investment exposure to the Index that is significantly greater or less than its stated multiple. As a result, the Fund may be more exposed to leverage risk than if it had been properly rebalanced and may not achieve its investment objective.
- **Counterparty Risk** — Investing in derivatives and repurchase agreements involves entering into contracts with third parties (i.e., counterparties). The use of derivatives involves risks that are different from those associated with ordinary portfolio securities transactions. The Fund will be subject to credit risk (i.e., the risk that a counterparty is or is perceived to be unwilling or unable to make timely payments or otherwise meet its contractual obligations) with respect to the amount it expects to receive from counterparties to derivatives and repurchase agreements entered into by the Fund. If a counterparty becomes bankrupt or fails to perform its obligations, or if any collateral posted by the counterparty for the benefit of the Fund is insufficient or there are delays in the Fund's ability to access such collateral, the value of an investment in the Fund may decline.
- **Short Sale Exposure Risk** — The Fund may seek inverse or "short" exposure through financial instruments, which would cause the Fund to be exposed to certain risks associated with selling short. These risks include, under certain market conditions, an increase in the volatility and decrease in the liquidity of the instruments underlying the short position, which may lower the Fund's return, result in a loss, have the effect of limiting the Fund's ability to obtain inverse exposure through financial instruments, or require the Fund to seek inverse exposure through alternative investment strategies that may be less desirable or more costly to implement. To the extent that, at any particular point in time, the instruments underlying the short position may be thinly traded or have a limited market, including due to regulatory action, the Fund may be unable to meet its investment objective due to a lack of available securities or counterparties. During such periods, the Fund's ability to issue additional shares may be adversely affected. Obtaining inverse exposure through these instruments may be considered an aggressive investment

technique. Any income, dividends or payments by the assets underlying the Fund's short positions will negatively impact the Fund.

- **Inverse Correlation Risk** — Investors will lose money when the Index rises — a result that is the opposite from traditional funds. A single day or intraday increase in the level of the Index approaching 100% may result in the total loss or almost total loss of an investor's investment, even if the Index subsequently moves lower.
- **Exposure to Foreign Investments Risk** — Exposure to securities of foreign issuers may provide the Fund with increased risk. Various factors related to foreign investments may negatively impact the Fund's and the Index's performance, such as: i) fluctuations in the value of the applicable foreign currency; ii) differences in securities settlement practices; iii) uncertainty associated with evidence of ownership of investments in countries that lack centralized custodial services; iv) possible regulation of, or other limitations on, investments by U.S. investors in foreign investments; v) potentially higher brokerage commissions; vi) the possibility that a foreign government may withhold portions of interest and dividends at the source; vii) taxation of income earned in foreign countries or other foreign taxes imposed; viii) foreign exchange controls, which may include suspension of the ability to transfer currency from a foreign country; ix) less publicly available information about foreign issuers; x) changes in the denomination currency of a foreign investment; and xi) less certain legal systems in which the Fund may encounter difficulties or be unable to pursue legal remedies. Foreign investments also may be more susceptible to political, social, economic and regional factors than may be the case with U.S. securities. In addition, markets for foreign investments are usually less liquid, more volatile and significantly smaller than markets for U.S. securities, which may affect, among other things, the Fund's ability to purchase or sell foreign investments at appropriate times and prices. Because of differences in settlement times and/or foreign market holidays, transactions in a foreign market may take place one or more days after the necessary exposure to these investments is determined. Until the transactions are effected, the Fund is exposed to increased foreign currency risk and market risk and, ultimately, increased correlation risk.
- **Equity and Market Risk** — Equity markets are volatile, and the value of securities, swaps, futures and other instruments correlated with equity markets may fluctuate dramatically from day to day. Equity markets are subject to corporate, political, regulatory, market and economic developments, as well as developments that impact specific economic sectors, industries or segments of the market. Further, stocks in the Index may underperform other equity investments. Volatility in the markets and/or market developments may cause the value of an investment in the Fund to decrease over short or long periods of time. As a fund seeking daily investment

results, before fees and expenses, that correspond to the inverse (-1x) of the daily return of the Index, the value of an investment in the Fund is expected to decline when market conditions cause the level of the Index to rise.

- **Exposure to Foreign Currency Risk** — Investments linked to or denominated in foreign currencies are exposed to additional risk factors versus those investments denominated in U.S. dollars and linked to U.S. investments. The value of an investment linked to or denominated in a foreign currency could change significantly as foreign currencies strengthen or weaken relative to the U.S. dollar. Devaluations of a currency by a government or banking authority may also have significant impact on the value of any investments linked to or denominated in that currency. Risks related to foreign currencies also include those related to economic or political developments, market inefficiencies or a higher risk that essential investment information may be incomplete, unavailable, or inaccurate. Foreign currency losses could offset or exceed any potential gains, or add to losses, in the related investments. Currency markets are also generally not as regulated as securities markets. In addition, in order to transact in foreign investments, the Fund may exchange and hold foreign currencies. Regulatory fees or higher custody fees may be imposed on foreign currency holdings.
- **Geographic Concentration Risk** — Because the Fund focuses its investments in particular foreign countries or geographic regions, it may be more volatile than a more geographically diversified fund. The performance of the Fund will be affected by the political, social and economic conditions in those foreign countries and geographic regions and subject to the related risks.
- **Concentration and Focused Investing** — The Index may concentrate (i.e., composed of securities that represent 25 percent or more of the value of the Index) or focus (i.e., composed of securities that represent a substantial portion of its value, but less than 25 percent) in an industry or group of industries. The Fund will allocate its investments to approximately the same extent as the Index. As a result, the Fund may be subject to greater market fluctuations than a fund that is more broadly invested across industries. Financial, economic, business, regulatory conditions, and other developments affecting issuers in a particular industry or group of industries will have a greater effect on the Fund, and if securities of the particular industry or group of industries as a group fall out of favor, the Fund could underperform, or its net asset value may be more volatile than, funds that have greater industry diversification.
- **Exposure to Large-Cap Company Investment Risk** — Although returns on investments in large-cap companies are often perceived as being less volatile than the returns of companies with smaller market capitalizations, the return on large-cap securities could trail the returns on investments in smaller and mid-sized companies for a number of reasons. For example, large-cap companies may be unable to respond

quickly to new competitive challenges, such as changes in technology, and also may not be able to attain the high growth rate of successful smaller companies.

- **Natural Disaster/Epidemic Risk** — Natural or environmental disasters, such as earthquakes, fires, floods, hurricanes, tsunamis and other severe weather-related phenomena generally, and widespread disease, including pandemics and epidemics (for example, the novel coronavirus COVID-19), have been and can be highly disruptive to economies and markets and have recently led, and may continue to lead, to increased market volatility and significant market losses. Such natural disaster and health crises could exacerbate political, social, and economic risks, and result in significant breakdowns, delays, shutdowns, social isolation, and other disruptions to important global, local and regional supply chains affected, with potential corresponding results on the operating performance of the Fund and its investments. A climate of uncertainty and panic, including the contagion of infectious viruses or diseases, may adversely affect global, regional, and local economies and reduce the availability of potential investment opportunities, and increases the difficulty of performing due diligence and modeling market conditions, potentially reducing the accuracy of financial projections. Under these circumstances, the Fund may have difficulty achieving its investment objectives which may adversely impact Fund performance. Further, such events can be highly disruptive to economies and markets, significantly disrupt the operations of individual companies (including, but not limited to, the Fund's investment advisor, third party service providers, and counterparties), sectors, industries, markets, securities and commodity exchanges, currencies, interest and inflation rates, credit ratings, investor sentiment, and other factors affecting the value of the Fund's investments. These factors can cause substantial market volatility, exchange trading suspensions and closures, changes in the availability of and the margin requirements for certain instruments, and can impact the ability of the Fund to complete redemptions and otherwise affect Fund performance and Fund trading in the secondary market. A widespread crisis would also affect the global economy in ways that cannot necessarily be foreseen. How long such events will last and whether they will continue or recur cannot be predicted. Impacts from these could have a significant impact on the Fund's performance, resulting in losses to your investment.
- **Risk that Current Assumptions and Expectations Could Become Outdated As a Result of Global Economic Shock** — The onset of the novel coronavirus (COVID-19) has caused significant shocks to global financial markets and economies, with many governments taking extreme actions to slow and contain the spread of COVID-19. These actions have had, and likely will continue to have, a severe economic impact on global economies as economic activity in some instances has essentially ceased. Financial markets across the globe are

experiencing severe distress at least equal to what was experienced during the global financial crisis in 2008. In March 2020, U.S. equity markets entered a bear market in the fastest such move in the history of U.S. financial markets. During much of 2020, the unemployment rate in the U.S. was extremely high by historical standards. It is not possible to predict when unemployment and market conditions will return to more normal levels. The global economic shocks being experienced as of the date hereof may cause the underlying assumptions and expectations of the Fund to become outdated quickly or inaccurate, resulting in significant losses.

- **Non-Diversification Risk** — The Fund is classified as “non-diversified” under the Investment Company Act of 1940, as amended (“1940 Act”). This means it has the ability to invest a relatively high percentage of its assets in the securities of a small number of issuers or in financial instruments with a single counterparty or a few counterparties. This may increase the Fund’s volatility and increase the risk that the Fund’s performance will decline based on the performance of a single issuer or the credit of a single counterparty.
- **Index Performance Risk** — The Index is maintained by a third party provider unaffiliated with the Fund or ProFund Advisors. There can be no guarantee or assurance that the methodology used by the third party provider to create the Index will result in the Fund achieving positive returns. Further, there can be no guarantee that the methodology underlying the Index or the daily calculation of the Index will be free from error. It is also possible that the value of the Index may be subject to intentional manipulation by third-party market participants. The Index used by the Fund may underperform other asset classes and may underperform other similar indices. Each of these factors could have a negative impact on the performance of the Fund.
- **Active Investor Risk** — The Fund permits short-term trading of its securities. A significant portion of assets invested in the Fund may come from professional money managers and investors who use the Fund as part of active trading or tactical asset allocation strategies. These strategies often call for frequent trading to take advantage of anticipated changes in market conditions, which could increase portfolio turnover and may result in additional costs for the Fund. In addition, large movements of assets into and out of the Fund may have a negative impact on the Fund’s ability to achieve its investment objective or maintain a consistent level of operating expenses. In certain circumstances, the Fund’s expense ratio may vary from current estimates or the historical ratio disclosed in this Prospectus.
- **Early Close/Late Close/Trading Halt Risk** — An exchange or market may close early, close late or issue trading halts on specific securities or financial instruments. As a result, the ability to trade certain securities or financial instruments may be restricted, which may result in the Fund being unable to trade those and other related financial instruments at all. In these circumstances, the Fund may be unable to rebalance its portfolio, may be unable to accurately price its investments and/or may incur substantial trading losses.
- **Liquidity Risk** — In certain circumstances, such as the disruption of the orderly markets for the financial instruments in which the Fund invests, the Fund might not be able to acquire or dispose of certain holdings quickly or at prices that represent true market value in the judgment of ProFund Advisors. Markets for the financial instruments in which the Fund invests may be disrupted by a number of events, including but not limited to economic crises, political crises, health crises, natural disasters, excessive volatility, new legislation, or regulatory changes inside or outside of the U.S. For example, regulation limiting the ability of certain financial institutions to invest in certain financial instruments would likely reduce the liquidity of those instruments. These situations may prevent the Fund from limiting losses, realizing gains or achieving a high inverse correlation with the Index.
- **Portfolio Turnover Risk** — The Fund may incur high portfolio turnover to manage the Fund’s investment exposure. Additionally, active trading of the Fund’s shares may cause more frequent purchase and sales activities that could, in certain circumstances, increase the number of portfolio transactions. High levels of portfolio transactions increase brokerage and other transaction costs and may result in increased taxable capital gains. Each of these factors could have a negative impact on the performance of the Fund.
- **Tax Risk** — In order to qualify for the special tax treatment accorded a regulated investment company (“RIC”) and its shareholders, the Fund must derive at least 90% of its gross income for each taxable year from “qualifying income,” meet certain asset diversification tests at the end of each taxable quarter, and meet annual distribution requirements. The Fund’s pursuit of its investment strategies will potentially be limited by the Fund’s intention to qualify for such treatment and could adversely affect the Fund’s ability to so qualify. The Fund can make certain investments, the treatment of which for these purposes is unclear. If, in any year, the Fund were to fail to qualify for the special tax treatment accorded a RIC and its shareholders, and were ineligible to or were not to cure such failure, the Fund would be taxed in the same manner as an ordinary corporation subject to U.S. federal income tax on all its income at the fund level. The resulting taxes could substantially reduce the Fund’s net assets and the amount of income available for distribution. In addition, in order to requalify for taxation as a RIC, the Fund could be required to recognize unrealized gains, pay substantial taxes and interest, and make certain distributions. Please see the Statement of Additional Information for more information.
- **Valuation Risk** — In certain circumstances (e.g., if ProFund Advisors believes market quotations do not accurately reflect the fair value of an investment, or a trading halt closes an exchange or market early), ProFund Advisors may, in its sole discretion, choose to determine a fair value price as the basis

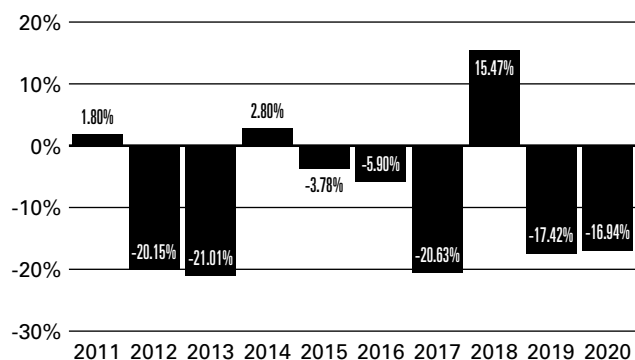
for determining the market value of such investment for such day. The fair value of an investment determined by ProFund Advisors may be different from other value determinations of the same investment. Portfolio investments that are valued using techniques other than market quotations, including “fair valued” investments, may be subject to greater fluctuation in their value from one day to the next than would be the case if market quotations were used. In addition, there is no assurance that the Fund could sell a portfolio investment for the value established for it at any time, and it is possible that the Fund would incur a loss because a portfolio investment is sold at a discount to its established value.

Please see “Investment Objectives, Principal Investment Strategies and Related Risks” in the Fund’s Prospectus for additional details.

## Investment Results

The bar chart below shows how the Fund’s investment results have varied from year to year, and the table shows how the Fund’s average annual total returns for various periods compare with a broad measure of market performance. This information provides some indication of the risks of investing in the Fund. The Fund’s performance information reflects applicable fee waivers and/or expense limitations in effect during the period presented. Absent such fee waivers/expense limitations, if any, performance would have been lower. It does not reflect charges and fees associated with a separate account that invests in the Fund or any insurance contract for which it is an investment option. Charges and fees will reduce returns. Past results are not predictive of future results.

### Annual Returns as of December 31



Best Quarter (ended 3/31/2020): **20.47%**

Worst Quarter (ended 6/30/2020): **-14.68%**

The year-to-date return as of the most recent quarter, which ended March 31, 2021, was -4.72%.

## Average Annual Total Returns

As of December 31, 2020

	One Year	Five Years	Ten Years	Inception Date
ProFund VP Short International	-16.94%	-9.97%	-9.33%	8/31/2007
<b>MSCI EAFE® Index<sup>1</sup></b>	<b>7.82%</b>	<b>7.45%</b>	<b>5.51%</b>	

<sup>1</sup> Reflects no deduction for fees, expenses or taxes. Returns are

gross returns that do not reflect the reduction of any withholding taxes, and are adjusted to reflect the reinvestment of dividends paid by companies in the Index.

Annual returns are required to be shown and should not be interpreted as suggesting that the Fund should or should not be held for longer periods of time.

## Management

The Fund is advised by ProFund Advisors. Alexander Ilyasov, Senior Portfolio Manager, and Scott Hanson, Portfolio Manager, have jointly and primarily managed the Fund since August 2020 and August 2016, respectively.

## Purchase and Sale of Fund Shares

Shares are available for purchase by insurance company separate accounts to serve as an investment medium for variable insurance contracts, and by qualified pension and retirement plans, certain insurance companies, and ProFund Advisors. Investors do not contact the Fund directly to purchase or redeem shares. Please refer to the prospectus of the relevant separate account for information on the allocation of premiums and on transfers of accumulated value among sub-accounts of the separate accounts that invest in the Fund.

## Tax Information

The Fund normally distributes its net investment income and net realized capital gains, if any, to its shareholders. If you are a holder of a contract or policy that invests in the Fund through an insurance company separate account, then these distributions will generally not be taxable to you; please consult the prospectus or other information provided to you by the insurance company regarding the tax consequences of your contract or policy. If you are a holder of such a contract or policy, or if you are investing through a pension or retirement plan that is a tax-advantaged arrangement, you may be taxed later upon distributions with respect to or from those contracts or arrangements. The Fund intends to distribute income, if any, and capital gains, if any, at least annually.

## Payments to Insurance Companies and Other Financial Intermediaries

The Fund or its distributor (and related companies) may pay insurance companies, which in turn may pay broker-dealers or other financial intermediaries (such as banks and insurance companies, or their related companies) for the sale and retention of variable contracts and/or policies which offer Fund shares. These payments may create a conflict of interest for a financial intermediary selling such variable contracts and/or policies, or may be a factor in the insurance company’s decision to include the Fund as an investment option in its variable contract or policy. For more information, ask your financial advisor, visit your financial intermediary’s website or consult the prospectus for the contract or policy.



## Important Information About the Fund

ProFund VP Short Mid-Cap (the “Fund”) seeks daily investment results, before fees and expenses, that correspond to the inverse (-1x) of the return of the S&P MidCap 400<sup>®</sup> Index (the “Index”) **for a single day**, not for any other period. A “single day” is measured from the time the Fund calculates its net asset value (“NAV”) to the time of the Fund’s next NAV calculation. **The return of the Fund for periods longer than a single day will be the result of its return for each day compounded over the period. The Fund’s returns for periods longer than a single day will very likely differ in amount, and possibly even direction, from the Fund’s stated multiple (-1x) times the return of the Index for the same period. For periods longer than a single day, the Fund will lose money if the Index’s performance is flat, and it is possible that the Fund will lose money even if the level of the Index falls.** Longer holding periods, higher Index volatility, and greater inverse exposure each exacerbate the impact of compounding on an investor’s returns. During periods of higher Index volatility, the volatility of the Index may affect the Fund’s return as much as or more than the return of the Index.

**The Fund presents different risks than other types of funds. The Fund may not be suitable for all investors and should be used only by knowledgeable investors who understand the consequences of seeking daily inverse (-1x) investment results, including the impact of compounding on Fund performance. Investors in the Fund should actively manage and monitor their investments, as frequently as daily. An investor in the Fund could potentially lose the full principal value of their investment within a single day.**

## Investment Objective

The Fund seeks daily investment results, before fees and expenses, that correspond to the inverse (-1x) of the daily performance of the Index. **The Fund does not seek to achieve its stated investment objective over a period of time greater than a single day.**

## Fees and Expenses of the Fund

The table below describes the fees and expenses that you may pay if you buy, hold, and sell shares of the Fund. The expenses shown do not reflect charges or fees associated with insurance company separate accounts or insurance contracts, which would have the effect of increasing overall expenses. Annuity and policy holders should consult the prospectus for their contract or policy for more information about such charges and fees.

## Annual Fund Operating Expenses

(expenses that you pay each year as a percentage of the value of your investment)

Investment Advisory Fees	0.75%
Distribution and Service (12b-1) Fees	0.25%
Other Expenses	0.76%

## Total Annual Fund Operating Expenses Before Fee

Waivers and Expense Reimbursements	1.76%
Fee Waivers/Reimbursements <sup>1</sup>	-0.08%

## Total Annual Fund Operating Expenses After Fee

Waivers and Expense Reimbursements	<u>1.68%</u>
------------------------------------	--------------

1 ProFund Advisors LLC (“ProFund Advisors”) has contractually agreed to waive Investment Advisory and Management Services Fees and to reimburse Other Expenses to the extent Total Annual Fund Operating Expenses Before Fee Waivers and Expense Reimbursements, as a percentage of average daily net assets, exceed 1.68% through April 30, 2022. After such date, the expense limitation may be terminated or revised by ProFund Advisors. Amounts waived or reimbursed in a particular contractual period may be recouped by ProFund Advisors within three years of the end of that contractual period, however, such recoupment will be limited to the lesser of any expense limitation in place at the time of recoupment or the expense limitation in place at the time of waiver or reimbursement.

**Example:** This example is intended to help you compare the cost of investing in the Fund with the cost of investing in other mutual funds.

The example assumes that you invest \$10,000 in the Fund for the time periods indicated and then redeem all of your shares at the end of each period. The example also assumes that your investment has a 5% return each year and that the Fund’s operating expenses remain the same, except that the fee waiver/expense reimbursement is assumed only to pertain to the first year. It does not reflect separate account or insurance contract fees or charges. If these charges were reflected, expenses would be higher. Although your actual costs may be higher or lower, based on these assumptions your approximate costs would be:

	1Year	3Years	5Years	10Years
ProFund VP Short Mid-Cap	\$171	\$546	\$947	\$2,067

The Fund pays transaction and financing costs associated with the purchase and sale of securities and derivatives. These costs are not reflected in the table or the example above.



## Portfolio Turnover

The Fund pays transaction costs, such as commissions, when it buys and sells securities (or “turns over” its portfolio). A higher portfolio turnover rate may indicate higher transaction costs. These costs, which are not reflected in the Annual Fund Operating Expenses or in the example above, affect the Fund’s performance. During the most recent fiscal year, the Fund’s annual portfolio turnover rate was 0% of the average value of its entire portfolio. This portfolio turnover rate is calculated without regard to cash instruments or derivatives transactions. If such transactions were included, the Fund’s portfolio turnover rate would be significantly higher.

## Principal Investment Strategies

The Fund invests in financial instruments that ProFund Advisors believes, in combination, should produce daily returns consistent with the Fund’s investment objective. The Index is constructed and maintained by S&P Dow Jones Indices LLC. The Index is a measure of mid-size company U.S. stock market performance. It is a float-adjusted, market capitalization-weighted index of 400 U.S. operating companies and real estate investment trusts selected through a process that factors in criteria such as liquidity, price, market capitalization and financial viability. The Index is published under the Bloomberg ticker symbol “MID.”

The Fund will invest principally in the financial instruments set forth below. The Fund expects that its cash balances maintained in connection with the use of financial instruments will typically be held in money market instruments.

- **Derivatives** — The Fund invests in derivatives, which are financial instruments whose value is derived from the value of an underlying asset or assets, such as stocks, bonds, funds (including exchange-traded funds (“ETFs”)), interest rates or indexes. The Fund invests in derivatives as a substitute for directly shorting stocks in order to seek returns for a single day that are inverse (-1x) to the returns of the Index for that day. These derivatives principally include:
  - **Swap Agreements** — Contracts entered into primarily with major global financial institutions for a specified period ranging from a day to more than one year. In a standard “swap” transaction, two parties agree to exchange the return (or differentials in rates of return) earned or realized on particular predetermined investments or instruments. The gross return to be exchanged or “swapped” between the parties is calculated with respect to a “notional amount,” e.g., the return on or change in value of a particular dollar amount invested in a “basket” of securities or an ETF representing a particular index.
  - **Futures Contracts** — Standardized contracts traded on, or subject to the rules of, an exchange that call for the future delivery of a specified quantity and type of asset at a specified time and place or, alternatively, may call for cash settlement.

- **Money Market Instruments** — The Fund invests in short-term cash instruments that have a remaining maturity of 397 days or less and exhibit high quality credit profiles, for example:

- **U.S. Treasury Bills** — U.S. government securities that have initial maturities of one year or less, and are supported by the full faith and credit of the U.S. government.
- **Repurchase Agreements** — Contracts in which a seller of securities, usually U.S. government securities or other money market instruments, agrees to buy the securities back at a specified time and price. Repurchase agreements are primarily used by the Fund as a short-term investment vehicle for cash positions.

ProFund Advisors uses a mathematical approach to investing. Using this approach, ProFund Advisors determines the type, quantity and mix of investment positions that it believes, in combination, the Fund should hold to produce daily returns consistent with the daily Fund’s investment objective. The Fund may gain inverse exposure to only a representative sample of the securities in the Index or to securities not contained in the Index or in financial instruments, with the intent of obtaining exposure with aggregate characteristics similar to those of the inverse of the single day returns of the Index. In managing the assets of the Fund, ProFund Advisors does not invest the assets of the Fund in securities or financial instruments based on ProFund Advisors’ view of the investment merit of a particular security, instrument, or company, nor does it conduct conventional investment research or analysis or forecast market movement or trends. The Fund seeks to remain fully invested at all times in securities and/or financial instruments that, in combination, provide inverse exposure to the single day returns of the Index, consistent with its investment objective, without regard to market conditions, trends or direction. The Fund seeks investment results for a single day only, measured as the time the Fund calculates its NAV to the next time the Fund calculates its NAV, and not for any other period.

The Fund seeks to engage in daily rebalancing to position its portfolio so that its exposure to the Index is consistent with the Fund’s daily investment objective. The time and manner in which the Fund rebalances its portfolio may vary from day to day at the discretion of ProFund Advisors, depending on market conditions and other circumstances. The Index’s movements during the day will affect whether the Fund’s portfolio needs to be rebalanced. For example, if the Index has risen on a given day, net assets of the Fund should fall (assuming there were no shares issued). As a result, the Fund’s inverse exposure will need to be decreased. Conversely, if the Index has fallen on a given day, net assets of the Fund should rise (assuming there were no share redemptions). As a result, the Fund’s inverse exposure will need to be increased.

**Daily rebalancing and the compounding of each day's return over time means that the return of the Fund for a period longer than a single day will be the result of each day's returns compounded over the period, which will very likely differ in amount, and possibly even direction, from the inverse (-1x) of the return of the Index for the same period. The Fund will lose money if the Index's performance is flat over time, and the Fund can lose money regardless of the performance of the Index, as a result of daily rebalancing, the Index's volatility, compounding of each day's return and other factors. See "Principal Risks" below.**

The Fund will concentrate or focus its investments in a particular industry or group of industries to approximately the same extent the Index is so concentrated or focused. As of December 31, 2020, the Index was not concentrated in an industry group, but was focused in the industrials, information technology, and financials industry groups.

Please see "Investment Objectives, Principal Investment Strategies and Related Risks" in the Fund's Prospectus for additional details.

## Principal Risks

**You may lose the full principal value of your investment within a single day.**

The principal risks described below are intended to provide information about the factors likely to have a significant adverse impact on the Fund's returns and consequently the value of an investment in the Fund. The risks are presented in an order intended to facilitate readability and their order does not imply that the realization of one risk is more likely to occur than another risk or likely to have a greater adverse impact than another risk. While the realization of certain of the risks described herein may benefit the Fund because the Fund seeks daily investment results, before fees and expenses, that correspond to the inverse (-1x) of the daily return of the Index, such occurrences may introduce more volatility to the Fund, which could have a significant negative impact on Fund performance.

- **Risks Associated with the Use of Derivatives** — Investing in derivatives may be considered aggressive and may expose the Fund to greater risks and may result in larger losses or smaller gains than investing directly in the reference asset(s) underlying those derivatives. These risks include counterparty risk, liquidity risk and increased correlation risk. When the Fund uses derivatives, there may be imperfect correlation between the value of the reference asset(s) underlying the derivative (e.g., the Index) and the derivative, which may prevent the Fund from achieving its investment objective. Because derivatives often require only a limited initial investment, the use of derivatives also may expose the Fund to losses in excess of those amounts initially invested. The Fund may use a combination of swaps on the Index and swaps on an ETF that is designed to track the performance of the Index.

The performance of an ETF may not track the performance of the Index due to embedded costs and other factors. Thus, to the extent the Fund invests in swaps that use an ETF as the reference asset, the Fund may be subject to greater correlation risk and may not achieve as high a degree of correlation with the Index as it would if the Fund only used swaps on the Index. Moreover, with respect to the use of swap agreements, if the Index has a dramatic intraday move that causes a material decline in the Fund's net assets, the terms of a swap agreement between the Fund and its counterparty may permit the counterparty to immediately close out the transaction with the Fund. In that event, the Fund may be unable to enter into another swap agreement or invest in other derivatives to achieve the desired exposure consistent with the Fund's investment objective. This, in turn, may prevent the Fund from achieving its investment objective, even if the Index reverses all or a portion of its intraday move by the end of the day. As a result, the value of an investment in the Fund may change quickly and without warning. Any costs associated with using derivatives will also have the effect of lowering the Fund's return.

- **Leverage Risk** — Leverage increases the risk of a total loss of an investor's investment, may increase the volatility of the Fund, and may magnify any differences between the performance of the Fund and the Index.
- **Compounding Risk** — The Fund has a single day investment objective, and the Fund's performance for any other period is the result of its return for each day compounded over the period. The performance of the Fund for periods longer than a single day will very likely differ in amount, and possibly even direction, from the inverse (-1x) of the daily return of the Index for the same period, before accounting for fees and expenses. Compounding affects all investments, but has a more significant impact on an inverse fund. This effect becomes more pronounced as Index volatility and holding periods increase. Fund performance for a period longer than a single day can be estimated given any set of assumptions for the following factors: (a) Index volatility; (b) Index performance; (c) period of time; (d) financing rates associated with inverse exposure; (e) other Fund expenses; and (f) dividends or interest paid with respect to securities in the Index. The chart below illustrates the impact of two principal factors — Index volatility and Index performance — on Fund performance. The chart shows estimated Fund returns for a number of combinations of Index volatility and Index performance over a one-year period. Actual volatility, Index and Fund performance may differ significantly from the chart below. Performance shown in the chart assumes: (a) no dividends paid with respect to securities included in the Index; (b) no Fund expenses; and (c) borrowing/lending rates (to obtain inverse exposure) of zero percent. If Fund expenses and/or actual borrowing/lending rates were

reflected, the Fund's performance would be different than shown.

Areas shaded darker represent those scenarios where the Fund can be expected to return less than the inverse (-1x) of the performance of the Index.

Estimated Fund Returns						
Index Performance		One Year Volatility Rate				
One Year Index	Inverse (-1x) of the One Year Index	10%	25%	50%	75%	100%
-60%	60%	147.5%	134.9%	94.7%	42.4%	-8.0%
-50%	50%	98.0%	87.9%	55.8%	14.0%	-26.4%
-40%	40%	65.0%	56.6%	29.8%	-5.0%	-38.7%
-30%	30%	41.4%	34.2%	11.3%	-18.6%	-47.4%
-20%	20%	23.8%	17.4%	-2.6%	-28.8%	-54.0%
-10%	10%	10.0%	4.4%	-13.5%	-36.7%	-59.1%
0%	0%	-1.0%	-6.1%	-22.1%	-43.0%	-63.2%
10%	-10%	-10.0%	-14.6%	-29.2%	-48.2%	-66.6%
20%	-20%	-17.5%	-21.7%	-35.1%	-52.5%	-69.3%
30%	-30%	-23.8%	-27.7%	-40.1%	-56.2%	-71.7%
40%	-40%	-29.3%	-32.9%	-44.4%	-59.3%	-73.7%
50%	-50%	-34.0%	-37.4%	-48.1%	-62.0%	-75.5%
60%	-60%	-38.1%	-41.3%	-51.3%	-64.4%	-77.0%

The foregoing table is intended to isolate the effect of Index volatility and Index performance on the return of the Fund and is not a representation of actual returns. For example, the Fund may incorrectly be expected to achieve a -20% return on a yearly basis if the Index return were 20%, absent the effects of compounding. As the table shows, with Index volatility of 50%, the Fund could be expected to return -35.1% under such a scenario. The Fund's actual returns may be significantly better or worse than the returns shown above as a result of any of the factors discussed above or in "Principal Risks — Correlation Risk" below.

The Index's annualized historical volatility rate for the five-year period ended December 31, 2020 was 22.34%. The Index's highest December to December volatility rate during the five-year period was 41.07% (December 31, 2020). The Index's annualized total return performance for the five-year period ended December 31, 2020 was 12.35%. Historical Index volatility and performance are not indications of what the Index volatility and performance will be in the future. The volatility of U.S. exchange-traded securities or instruments that reflect the value of the Index may differ from the volatility of the Index.

**For additional graphs and charts demonstrating the effects of Index volatility and Index performance on the long-term performance of the Fund, see "Understanding the Risks and Long-Term Performance of Daily Objective Funds — The Impact of Compounding" in the Fund's Prospectus and "Special Note Regarding the Correlation**

### **Risks of Geared Funds" in the Fund's Statement of Additional Information.**

- **Correlation Risk** — A number of factors may affect the Fund's ability to achieve a high degree of inverse correlation with the Index, and there is no guarantee that the Fund will achieve a high degree of inverse correlation. Failure to achieve a high degree of inverse correlation may prevent the Fund from achieving its investment objective, and the percentage change of the Fund's NAV each day may differ, perhaps significantly in amount, and possibly even direction, from the inverse (-1x) of the percentage change of the Index on such day.

In order to achieve a high degree of inverse correlation with the Index, the Fund seeks to rebalance its portfolio daily to keep exposure consistent with its investment objective. Being materially under- or overexposed to the Index may prevent the Fund from achieving a high degree of inverse correlation with the Index and may expose the Fund to greater leverage risk. Market disruptions or closure, regulatory restrictions, market volatility, illiquidity in the markets for the financial instruments in which the Fund invests, and other factors will adversely affect the Fund's ability to adjust exposure to requisite levels. The target amount of portfolio exposure is impacted dynamically by the Index's movements, including intraday movements. Because of this, it is unlikely that the Fund will have perfect inverse (-1x) exposure during the day or at the end of each day and the likelihood of being materially under- or overexposed is higher on days when the Index is volatile, particularly when the Index is volatile at or near the close of the trading day.

A number of other factors may also adversely affect the Fund's inverse correlation with the Index, including fees, expenses, transaction costs, financing costs associated with the use of derivatives, income items, valuation methodology, accounting standards and disruptions or illiquidity in the markets for the securities or financial instruments in which the Fund invests. The Fund may not have investment exposure to all of the securities in the Index, or its weighting of investment exposure to securities may be different from that of the Index. In addition, the Fund may invest in securities not included in the Index. The Fund may take or refrain from taking positions in order to improve tax efficiency, comply with regulatory restrictions, or for other reasons, each of which may negatively affect the Fund's correlation with the Index. The Fund may also be subject to large movements of assets into and out of the Fund, potentially resulting in the Fund being under- or overexposed to the Index and may be impacted by Index reconstitutions and Index rebalancing events. Additionally, the Fund's underlying investments and/or reference assets may trade on markets that may not be open on the same day as the Fund, which may cause a difference between the changes in the daily performance of the Fund and changes in the level of the Index. Any of these factors could

decrease correlation between the performance of the Fund and the Index and may hinder the Fund's ability to meet its daily investment objective on or around that day.

- **Rebalancing Risk** — If for any reason the Fund is unable to rebalance all or a portion of its portfolio, or if all or a portion of the portfolio is rebalanced incorrectly, the Fund's investment exposure may not be consistent with the Fund's investment objective. In these instances, the Fund may have investment exposure to the Index that is significantly greater or less than its stated multiple. As a result, the Fund may be more exposed to leverage risk than if it had been properly rebalanced and may not achieve its investment objective.
- **Counterparty Risk** — Investing in derivatives and repurchase agreements involves entering into contracts with third parties (i.e., counterparties). The use of derivatives involves risks that are different from those associated with ordinary portfolio securities transactions. The Fund will be subject to credit risk (i.e., the risk that a counterparty is or is perceived to be unwilling or unable to make timely payments or otherwise meet its contractual obligations) with respect to the amount it expects to receive from counterparties to derivatives and repurchase agreements entered into by the Fund. If a counterparty becomes bankrupt or fails to perform its obligations, or if any collateral posted by the counterparty for the benefit of the Fund is insufficient or there are delays in the Fund's ability to access such collateral, the value of an investment in the Fund may decline.
- **Short Sale Exposure Risk** — The Fund may seek inverse or "short" exposure through financial instruments, which would cause the Fund to be exposed to certain risks associated with selling short. These risks include, under certain market conditions, an increase in the volatility and decrease in the liquidity of the instruments underlying the short position, which may lower the Fund's return, result in a loss, have the effect of limiting the Fund's ability to obtain inverse exposure through financial instruments, or require the Fund to seek inverse exposure through alternative investment strategies that may be less desirable or more costly to implement. To the extent that, at any particular point in time, the instruments underlying the short position may be thinly traded or have a limited market, including due to regulatory action, the Fund may be unable to meet its investment objective due to a lack of available securities or counterparties. During such periods, the Fund's ability to issue additional shares may be adversely affected. Obtaining inverse exposure through these instruments may be considered an aggressive investment technique. Any income, dividends or payments by the assets underlying the Fund's short positions will negatively impact the Fund.
- **Inverse Correlation Risk** — Investors will lose money when the Index rises — a result that is the opposite from traditional funds. A single day or intraday increase in the level of the Index approaching 100% may result in the total loss or almost total loss of an investor's investment, even if the Index subsequently moves lower.
- **Exposure to Small- and Mid-Cap Company Investment Risk** — The risk of equity investing may be particularly acute for securities of issuers with smaller market capitalizations. Small- and mid-cap companies may have limited product lines or resources, may be dependent upon a particular market niche and may have greater fluctuations in price than the stocks of larger companies. Small- and mid-cap companies may lack the financial and personnel resources to handle economic or industry-wide setbacks and, as a result, such setbacks could have a greater effect on small- and mid-cap security prices. Additionally, small- and mid-cap company stocks may trade at greater spreads or lower trading volumes, and may be less liquid than the stocks of larger companies. Further, stocks of small- and mid-sized companies could be more difficult to liquidate during market downturns compared to larger, more widely traded companies.
- **Equity and Market Risk** — Equity markets are volatile, and the value of securities, swaps, futures and other instruments correlated with equity markets may fluctuate dramatically from day to day. Equity markets are subject to corporate, political, regulatory, market and economic developments, as well as developments that impact specific economic sectors, industries or segments of the market. Further, stocks in the Index may underperform other equity investments. Volatility in the markets and/or market developments may cause the value of an investment in the Fund to decrease over short or long periods of time. As a fund seeking daily investment results, before fees and expenses, that correspond to the inverse (-1x) of the daily return of the Index, the value of an investment in the Fund is expected to decline when market conditions cause the level of the Index to rise.
- **Concentration and Focused Investing** — The Index may concentrate (i.e., composed of securities that represent 25 percent or more of the value of the Index) or focus (i.e., composed of securities that represent a substantial portion of its value, but less than 25 percent) in an industry or group of industries. The Fund will allocate its investments to approximately the same extent as the Index. As a result, the Fund may be subject to greater market fluctuations than a fund that is more broadly invested across industries. Financial, economic, business, regulatory conditions, and other developments affecting issuers in a particular industry or group of industries will have a greater effect on the Fund, and if securities of the particular industry or group of industries as a group fall out of favor, the Fund could underperform, or its net asset value may be more volatile than, funds that have greater industry diversification.
- **Natural Disaster/Epidemic Risk** — Natural or environmental disasters, such as earthquakes, fires, floods, hurricanes, tsunamis and other severe weather-related phenomena generally, and widespread disease, including



pandemics and epidemics (for example, the novel coronavirus COVID-19), have been and can be highly disruptive to economies and markets and have recently led, and may continue to lead, to increased market volatility and significant market losses. Such natural disaster and health crises could exacerbate political, social, and economic risks, and result in significant breakdowns, delays, shutdowns, social isolation, and other disruptions to important global, local and regional supply chains affected, with potential corresponding results on the operating performance of the Fund and its investments. A climate of uncertainty and panic, including the contagion of infectious viruses or diseases, may adversely affect global, regional, and local economies and reduce the availability of potential investment opportunities, and increases the difficulty of performing due diligence and modeling market conditions, potentially reducing the accuracy of financial projections. Under these circumstances, the Fund may have difficulty achieving its investment objectives which may adversely impact Fund performance. Further, such events can be highly disruptive to economies and markets, significantly disrupt the operations of individual companies (including, but not limited to, the Fund's investment advisor, third party service providers, and counterparties), sectors, industries, markets, securities and commodity exchanges, currencies, interest and inflation rates, credit ratings, investor sentiment, and other factors affecting the value of the Fund's investments. These factors can cause substantial market volatility, exchange trading suspensions and closures, changes in the availability of and the margin requirements for certain instruments, and can impact the ability of the Fund to complete redemptions and otherwise affect Fund performance and Fund trading in the secondary market. A widespread crisis would also affect the global economy in ways that cannot necessarily be foreseen. How long such events will last and whether they will continue or recur cannot be predicted. Impacts from these could have a significant impact on the Fund's performance, resulting in losses to your investment.

• **Risk that Current Assumptions and Expectations Could Become Outdated As a Result of Global Economic Shock** —

The onset of the novel coronavirus (COVID-19) has caused significant shocks to global financial markets and economies, with many governments taking extreme actions to slow and contain the spread of COVID-19. These actions have had, and likely will continue to have, a severe economic impact on global economies as economic activity in some instances has essentially ceased. Financial markets across the globe are experiencing severe distress at least equal to what was experienced during the global financial crisis in 2008. In March 2020, U.S. equity markets entered a bear market in the fastest such move in the history of U.S. financial markets. During much of 2020, the unemployment rate in the U.S. was extremely high by historical standards. It is not possible to predict when unemployment and market conditions will return to more normal levels. The global economic shocks

being experienced as of the date hereof may cause the underlying assumptions and expectations of the Fund to become outdated quickly or inaccurate, resulting in significant losses.

- **Non-Diversification Risk** — The Fund is classified as “non-diversified” under the Investment Company Act of 1940, as amended (“1940 Act”). This means it has the ability to invest a relatively high percentage of its assets in the securities of a small number of issuers or in financial instruments with a single counterparty or a few counterparties. This may increase the Fund's volatility and increase the risk that the Fund's performance will decline based on the performance of a single issuer or the credit of a single counterparty.
- **Index Performance Risk** — The Index is maintained by a third party provider unaffiliated with the Fund or ProFund Advisors. There can be no guarantee or assurance that the methodology used by the third party provider to create the Index will result in the Fund achieving positive returns. Further, there can be no guarantee that the methodology underlying the Index or the daily calculation of the Index will be free from error. It is also possible that the value of the Index may be subject to intentional manipulation by third-party market participants. The Index used by the Fund may underperform other asset classes and may underperform other similar indices. Each of these factors could have a negative impact on the performance of the Fund.
- **Active Investor Risk** — The Fund permits short-term trading of its securities. A significant portion of assets invested in the Fund may come from professional money managers and investors who use the Fund as part of active trading or tactical asset allocation strategies. These strategies often call for frequent trading to take advantage of anticipated changes in market conditions, which could increase portfolio turnover and may result in additional costs for the Fund. In addition, large movements of assets into and out of the Fund may have a negative impact on the Fund's ability to achieve its investment objective or maintain a consistent level of operating expenses. In certain circumstances, the Fund's expense ratio may vary from current estimates or the historical ratio disclosed in this Prospectus.
- **Early Close/Late Close/Trading Halt Risk** — An exchange or market may close early, close late or issue trading halts on specific securities or financial instruments. As a result, the ability to trade certain securities or financial instruments may be restricted, which may result in the Fund being unable to trade those and other related financial instruments at all. In these circumstances, the Fund may be unable to rebalance its portfolio, may be unable to accurately price its investments and/or may incur substantial trading losses.
- **Liquidity Risk** — In certain circumstances, such as the disruption of the orderly markets for the financial instruments in which the Fund invests, the Fund might not be able to acquire or dispose of certain holdings quickly or at



prices that represent true market value in the judgment of ProFund Advisors. Markets for the financial instruments in which the Fund invests may be disrupted by a number of events, including but not limited to economic crises, political crises, health crises, natural disasters, excessive volatility, new legislation, or regulatory changes inside or outside of the U.S. For example, regulation limiting the ability of certain financial institutions to invest in certain financial instruments would likely reduce the liquidity of those instruments. These situations may prevent the Fund from limiting losses, realizing gains or achieving a high inverse correlation with the Index.

- **Portfolio Turnover Risk** — The Fund may incur high portfolio turnover to manage the Fund’s investment exposure. Additionally, active trading of the Fund’s shares may cause more frequent purchase and sales activities that could, in certain circumstances, increase the number of portfolio transactions. High levels of portfolio transactions increase brokerage and other transaction costs and may result in increased taxable capital gains. Each of these factors could have a negative impact on the performance of the Fund.
- **Tax Risk** — In order to qualify for the special tax treatment accorded a regulated investment company (“RIC”) and its shareholders, the Fund must derive at least 90% of its gross income for each taxable year from “qualifying income,” meet certain asset diversification tests at the end of each taxable quarter, and meet annual distribution requirements. The Fund’s pursuit of its investment strategies will potentially be limited by the Fund’s intention to qualify for such treatment and could adversely affect the Fund’s ability to so qualify. The Fund can make certain investments, the treatment of which for these purposes is unclear. If, in any year, the Fund were to fail to qualify for the special tax treatment accorded a RIC and its shareholders, and were ineligible to or were not to cure such failure, the Fund would be taxed in the same manner as an ordinary corporation subject to U.S. federal income tax on all its income at the fund level. The resulting taxes could substantially reduce the Fund’s net assets and the amount of income available for distribution. In addition, in order to requalify for taxation as a RIC, the Fund could be required to recognize unrealized gains, pay substantial taxes and interest, and make certain distributions. Please see the Statement of Additional Information for more information.
- **Valuation Risk** — In certain circumstances (e.g., if ProFund Advisors believes market quotations do not accurately reflect the fair value of an investment, or a trading halt closes an exchange or market early), ProFund Advisors may, in its sole discretion, choose to determine a fair value price as the basis for determining the market value of such investment for such day. The fair value of an investment determined by ProFund Advisors may be different from other value determinations of the same investment. Portfolio investments that are valued using techniques other than market quotations, including “fair

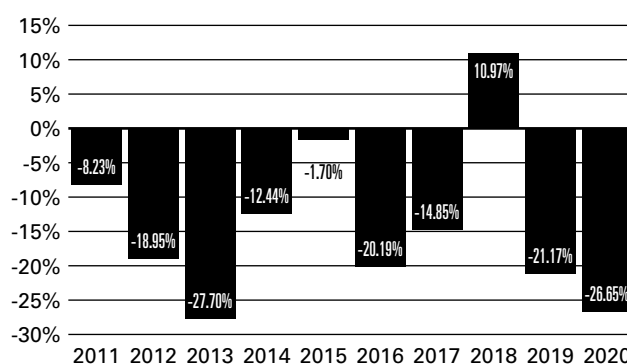
valued” investments, may be subject to greater fluctuation in their value from one day to the next than would be the case if market quotations were used. In addition, there is no assurance that the Fund could sell a portfolio investment for the value established for it at any time, and it is possible that the Fund would incur a loss because a portfolio investment is sold at a discount to its established value.

Please see “Investment Objectives, Principal Investment Strategies and Related Risks” in the Fund’s Prospectus for additional details.

## Investment Results

The bar chart below shows how the Fund’s investment results have varied from year to year, and the table shows how the Fund’s average annual total returns for various periods compare with a broad measure of market performance. This information provides some indication of the risks of investing in the Fund. The Fund’s performance information reflects applicable fee waivers and/or expense limitations in effect during the period presented. Absent such fee waivers/expense limitations, if any, performance would have been lower. It does not reflect charges and fees associated with a separate account that invests in the Fund or any insurance contract for which it is an investment option. Charges and fees will reduce returns. Past results are not predictive of future results.

### Annual Returns as of December 31



Best Quarter (ended 3/31/2020): **28.76%**

Worst Quarter (ended 6/30/2020): **-23.51%**

The year-to-date return as of the most recent quarter, which ended March 31, 2021, was -13.16%.

### Average Annual Total Returns

As of December 31, 2020

	One Year	Five Years	Ten Years	Inception Date
ProFund VP Short Mid-Cap	-26.65%	-15.29%	-14.79%	11/22/2004
S&P MidCap 400 <sup>®1</sup>	13.66%	12.35%	11.51%	

1 Reflects no deduction for fees, expenses or taxes. Adjusted to reflect the reinvestment of dividends paid by issuers in the Index.

Annual returns are required to be shown and should not be interpreted as suggesting that the Fund should or should not be held for longer periods of time.

### **Management**

The Fund is advised by ProFund Advisors. Michael Neches, Senior Portfolio Manager, and Devin Sullivan, Portfolio Manager, have jointly and primarily managed the Fund since October 2013 and March 2018, respectively.

### **Purchase and Sale of Fund Shares**

Shares are available for purchase by insurance company separate accounts to serve as an investment medium for variable insurance contracts, and by qualified pension and retirement plans, certain insurance companies, and ProFund Advisors. Investors do not contact the Fund directly to purchase or redeem shares. Please refer to the prospectus of the relevant separate account for information on the allocation of premiums and on transfers of accumulated value among sub-accounts of the separate accounts that invest in the Fund.

### **Tax Information**

The Fund normally distributes its net investment income and net realized capital gains, if any, to its shareholders. If you are a holder of a contract or policy that invests in the Fund through an insurance company separate account, then these distributions

will generally not be taxable to you; please consult the prospectus or other information provided to you by the insurance company regarding the tax consequences of your contract or policy. If you are a holder of such a contract or policy, or if you are investing through a pension or retirement plan that is a tax-advantaged arrangement, you may be taxed later upon distributions with respect to or from those contracts or arrangements. The Fund intends to distribute income, if any, and capital gains, if any, at least annually.

### **Payments to Insurance Companies and Other Financial Intermediaries**

The Fund or its distributor (and related companies) may pay insurance companies, which in turn may pay broker-dealers or other financial intermediaries (such as banks and insurance companies, or their related companies) for the sale and retention of variable contracts and/or policies which offer Fund shares. These payments may create a conflict of interest for a financial intermediary selling such variable contracts and/or policies, or may be a factor in the insurance company's decision to include the Fund as an investment option in its variable contract or policy. For more information, ask your financial advisor, visit your financial intermediary's website or consult the prospectus for the contract or policy.

## Important Information About the Fund

ProFund VP Short Nasdaq-100 (the “Fund”) seeks daily investment results, before fees and expenses, that correspond to the inverse (-1x) of the return of the Nasdaq-100<sup>®</sup> Index (the “Index”) **for a single day**, not for any other period. A “single day” is measured from the time the Fund calculates its net asset value (“NAV”) to the time of the Fund’s next NAV calculation. **The return of the Fund for periods longer than a single day will be the result of its return for each day compounded over the period.** The Fund’s returns for periods longer than a single day will very likely differ in amount, and possibly even direction, from the Fund’s stated multiple (-1x) times the return of the Index for the same period. For periods longer than a single day, the Fund will lose money if the Index’s performance is flat, and it is possible that the Fund will lose money even if the level of the Index falls. Longer holding periods, higher Index volatility, and greater inverse exposure each exacerbate the impact of compounding on an investor’s returns. During periods of higher Index volatility, the volatility of the Index may affect the Fund’s return as much as or more than the return of the Index.

**The Fund presents different risks than other types of funds. The Fund may not be suitable for all investors and should be used only by knowledgeable investors who understand the consequences of seeking daily inverse (-1x) investment results, including the impact of compounding on Fund performance. Investors in the Fund should actively manage and monitor their investments, as frequently as daily. An investor in the Fund could potentially lose the full principal value of their investment within a single day.**

## Investment Objective

The Fund seeks daily investment results, before fees and expenses, that correspond to the inverse (-1x) of the daily performance of the Index. **The Fund does not seek to achieve its stated investment objective over a period of time greater than a single day.**

## Fees and Expenses of the Fund

The table below describes the fees and expenses that you may pay if you buy, hold, and sell shares of the Fund. The expenses shown do not reflect charges or fees associated with insurance company separate accounts or insurance contracts, which would have the effect of increasing overall expenses. Annuity and policy holders should consult the prospectus for their contract or policy for more information about such charges and fees.

## Annual Fund Operating Expenses

(expenses that you pay each year as a percentage of the value of your investment)

Investment Advisory Fees	0.75%
Distribution and Service (12b-1) Fees	0.25%
Other Expenses	0.75%

## Total Annual Fund Operating Expenses Before Fee

Waivers and Expense Reimbursements	1.75%
Fee Waivers/Reimbursements <sup>1</sup>	-0.07%

## Total Annual Fund Operating Expenses After Fee

Waivers and Expense Reimbursements	<b>1.68%</b>
------------------------------------	--------------

1 ProFund Advisors LLC (“ProFund Advisors”) has contractually agreed to waive Investment Advisory and Management Services Fees and to reimburse Other Expenses to the extent Total Annual Fund Operating Expenses Before Fee Waivers and Expense Reimbursements, as a percentage of average daily net assets, exceed 1.68% through April 30, 2022. After such date, the expense limitation may be terminated or revised by ProFund Advisors. Amounts waived or reimbursed in a particular contractual period may be recouped by ProFund Advisors within three years of the end of that contractual period, however, such recoupment will be limited to the lesser of any expense limitation in place at the time of recoupment or the expense limitation in place at the time of waiver or reimbursement.

**Example:** This example is intended to help you compare the cost of investing in the Fund with the cost of investing in other mutual funds.

The example assumes that you invest \$10,000 in the Fund for the time periods indicated and then redeem all of your shares at the end of each period. The example also assumes that your investment has a 5% return each year and that the Fund’s operating expenses remain the same, except that the fee waiver/expense reimbursement is assumed only to pertain to the first year. It does not reflect separate account or insurance contract fees or charges. If these charges were reflected, expenses would be higher. Although your actual costs may be higher or lower, based on these assumptions your approximate costs would be:

	1Year	3Years	5Years	10Years
ProFund VP Short Nasdaq-100	\$171	\$544	\$942	\$2,057

The Fund pays transaction and financing costs associated with the purchase and sale of securities and derivatives. These costs are not reflected in the table or the example above.

## Portfolio Turnover

The Fund pays transaction costs, such as commissions, when it buys and sells securities (or “turns over” its portfolio). A higher portfolio turnover rate may indicate higher transaction costs. These costs, which are not reflected in the Annual Fund Operating Expenses or in the example above, affect the Fund’s performance. During the most recent fiscal year, the Fund’s annual portfolio turnover rate was 0% of the average value of its entire portfolio. This portfolio turnover rate is calculated without regard to cash instruments or derivatives transactions. If such transactions were included, the Fund’s portfolio turnover rate would be significantly higher.

## Principal Investment Strategies

The Fund invests in financial instruments that ProFund Advisors believes, in combination, should produce daily returns consistent with the Fund’s investment objective. The Index is constructed and maintained by Nasdaq Inc. (the “Index Provider”). The Index includes 100 of the largest domestic and international non-financial companies listed on The Nasdaq Stock Market based on market capitalization. The Index reflects companies across major industry groups including computer hardware and software, telecommunications, retail/wholesale trade and biotechnology. Companies selected for inclusion are non-financial companies that meet appropriate trading volumes, adjusted market capitalization and other eligibility criteria. The Index is published under the Bloomberg ticker symbol “NDX.”

The Fund will invest principally in the financial instruments set forth below. The Fund expects that its cash balances maintained in connection with the use of financial instruments will typically be held in money market instruments.

- **Derivatives** — The Fund invests in derivatives, which are financial instruments whose value is derived from the value of an underlying asset or assets, such as stocks, bonds, funds (including exchange-traded funds (“ETFs”)), interest rates or indexes. The Fund invests in derivatives as a substitute for directly shorting stocks in order to seek returns for a single day that are inverse (-1x) to the returns of the Index for that day. These derivatives principally include:
  - **Swap Agreements** — Contracts entered into primarily with major global financial institutions for a specified period ranging from a day to more than one year. In a standard “swap” transaction, two parties agree to exchange the return (or differentials in rates of return) earned or realized on particular predetermined investments or instruments. The gross return to be exchanged or “swapped” between the parties is calculated with respect to a “notional amount,” e.g., the return on or change in value of a particular dollar amount invested in a “basket” of securities or an ETF representing a particular index.
  - **Futures Contracts** — Standardized contracts traded on, or subject to the rules of, an exchange that call for the future delivery of a specified quantity and type of asset at

a specified time and place or, alternatively, may call for cash settlement.

- **Money Market Instruments** — The Fund invests in short-term cash instruments that have a remaining maturity of 397 days or less and exhibit high quality credit profiles, for example:
  - **U.S. Treasury Bills** — U.S. government securities that have initial maturities of one year or less, and are supported by the full faith and credit of the U.S. government.
  - **Repurchase Agreements** — Contracts in which a seller of securities, usually U.S. government securities or other money market instruments, agrees to buy the securities back at a specified time and price. Repurchase agreements are primarily used by the Fund as a short-term investment vehicle for cash positions.

ProFund Advisors uses a mathematical approach to investing. Using this approach, ProFund Advisors determines the type, quantity and mix of investment positions that it believes, in combination, the Fund should hold to produce daily returns consistent with the daily Fund’s investment objective. The Fund may gain inverse exposure to only a representative sample of the securities in the Index or to securities not contained in the Index or in financial instruments, with the intent of obtaining exposure with aggregate characteristics similar to those of the inverse of the single day returns of the Index. In managing the assets of the Fund, ProFund Advisors does not invest the assets of the Fund in securities or financial instruments based on ProFund Advisors’ view of the investment merit of a particular security, instrument, or company, nor does it conduct conventional investment research or analysis or forecast market movement or trends. The Fund seeks to remain fully invested at all times in securities and/or financial instruments that, in combination, provide inverse exposure to the single day returns of the Index, consistent with its investment objective, without regard to market conditions, trends or direction. The Fund seeks investment results for a single day only, measured as the time the Fund calculates its NAV to the next time the Fund calculates its NAV, and not for any other period.

The Fund seeks to engage in daily rebalancing to position its portfolio so that its exposure to the Index is consistent with the Fund’s daily investment objective. The time and manner in which the Fund rebalances its portfolio may vary from day to day at the discretion of ProFund Advisors, depending on market conditions and other circumstances. The Index’s movements during the day will affect whether the Fund’s portfolio needs to be rebalanced. For example, if the Index has risen on a given day, net assets of the Fund should fall (assuming there were no shares issued). As a result, the Fund’s inverse exposure will need to be decreased. Conversely, if the Index has fallen on a given day, net assets of the Fund should rise (assuming there were no share redemptions). As a result, the Fund’s inverse exposure will need to be increased.

**Daily rebalancing and the compounding of each day's return over time means that the return of the Fund for a period longer than a single day will be the result of each day's returns compounded over the period, which will very likely differ in amount, and possibly even direction, from the inverse (-1x) of the return of the Index for the same period. The Fund will lose money if the Index's performance is flat over time, and the Fund can lose money regardless of the performance of the Index, as a result of daily rebalancing, the Index's volatility, compounding of each day's return and other factors. See "Principal Risks" below.**

The Fund will concentrate or focus its investments in a particular industry or group of industries to approximately the same extent the Index is so concentrated or focused. As of December 31, 2020, the Index was concentrated in the information technology industry group and was focused in the communication services and consumer discretionary industry groups.

Please see "Investment Objectives, Principal Investment Strategies and Related Risks" in the Fund's Prospectus for additional details.

## Principal Risks

**You may lose the full principal value of your investment within a single day.**

The principal risks described below are intended to provide information about the factors likely to have a significant adverse impact on the Fund's returns and consequently the value of an investment in the Fund. The risks are presented in an order intended to facilitate readability and their order does not imply that the realization of one risk is more likely to occur than another risk or likely to have a greater adverse impact than another risk. While the realization of certain of the risks described herein may benefit the Fund because the Fund seeks daily investment results, before fees and expenses, that correspond to the inverse (-1x) of the daily return of the Index, such occurrences may introduce more volatility to the Fund, which could have a significant negative impact on Fund performance.

- **Risks Associated with the Use of Derivatives** — Investing in derivatives may be considered aggressive and may expose the Fund to greater risks and may result in larger losses or smaller gains than investing directly in the reference asset(s) underlying those derivatives. These risks include counterparty risk, liquidity risk and increased correlation risk. When the Fund uses derivatives, there may be imperfect correlation between the value of the reference asset(s) underlying the derivative (e.g., the Index) and the derivative, which may prevent the Fund from achieving its investment objective. Because derivatives often require only a limited initial investment, the use of derivatives also may expose the Fund to losses in excess of those amounts initially invested. The Fund may use a combination of swaps on the Index and swaps on an ETF that is designed to track the performance of the Index.

The performance of an ETF may not track the performance of the Index due to embedded costs and other factors. Thus, to the extent the Fund invests in swaps that use an ETF as the reference asset, the Fund may be subject to greater correlation risk and may not achieve as high a degree of correlation with the Index as it would if the Fund only used swaps on the Index. Moreover, with respect to the use of swap agreements, if the Index has a dramatic intraday move that causes a material decline in the Fund's net assets, the terms of a swap agreement between the Fund and its counterparty may permit the counterparty to immediately close out the transaction with the Fund. In that event, the Fund may be unable to enter into another swap agreement or invest in other derivatives to achieve the desired exposure consistent with the Fund's investment objective. This, in turn, may prevent the Fund from achieving its investment objective, even if the Index reverses all or a portion of its intraday move by the end of the day. As a result, the value of an investment in the Fund may change quickly and without warning. Any costs associated with using derivatives will also have the effect of lowering the Fund's return.

- **Leverage Risk** — Leverage increases the risk of a total loss of an investor's investment, may increase the volatility of the Fund, and may magnify any differences between the performance of the Fund and the Index.
- **Compounding Risk** — The Fund has a single day investment objective, and the Fund's performance for any other period is the result of its return for each day compounded over the period. The performance of the Fund for periods longer than a single day will very likely differ in amount, and possibly even direction, from the inverse (-1x) of the daily return of the Index for the same period, before accounting for fees and expenses. Compounding affects all investments, but has a more significant impact on an inverse fund. This effect becomes more pronounced as Index volatility and holding periods increase. Fund performance for a period longer than a single day can be estimated given any set of assumptions for the following factors: (a) Index volatility; (b) Index performance; (c) period of time; (d) financing rates associated with inverse exposure; (e) other Fund expenses; and (f) dividends or interest paid with respect to securities in the Index. The chart below illustrates the impact of two principal factors — Index volatility and Index performance — on Fund performance. The chart shows estimated Fund returns for a number of combinations of Index volatility and Index performance over a one-year period. Actual volatility, Index and Fund performance may differ significantly from the chart below. Performance shown in the chart assumes: (a) no dividends paid with respect to securities included in the Index; (b) no Fund expenses; and (c) borrowing/lending rates (to obtain inverse exposure) of zero percent. If Fund expenses and/or actual borrowing/lending rates were



reflected, the Fund's performance would be different than shown.

Areas shaded darker represent those scenarios where the Fund can be expected to return less than the inverse (-1x) of the performance of the Index.

Estimated Fund Returns						
Index Performance		One Year Volatility Rate				
One Year Index	Inverse (-1x) of the One Year Index	10%	25%	50%	75%	100%
-60%	60%	147.5%	134.9%	94.7%	42.4%	-8.0%
-50%	50%	98.0%	87.9%	55.8%	14.0%	-26.4%
-40%	40%	65.0%	56.6%	29.8%	-5.0%	-38.7%
-30%	30%	41.4%	34.2%	11.3%	-18.6%	-47.4%
-20%	20%	23.8%	17.4%	-2.6%	-28.8%	-54.0%
-10%	10%	10.0%	4.4%	-13.5%	-36.7%	-59.1%
0%	0%	-1.0%	-6.1%	-22.1%	-43.0%	-63.2%
10%	-10%	-10.0%	-14.6%	-29.2%	-48.2%	-66.6%
20%	-20%	-17.5%	-21.7%	-35.1%	-52.5%	-69.3%
30%	-30%	-23.8%	-27.7%	-40.1%	-56.2%	-71.7%
40%	-40%	-29.3%	-32.9%	-44.4%	-59.3%	-73.7%
50%	-50%	-34.0%	-37.4%	-48.1%	-62.0%	-75.5%
60%	-60%	-38.1%	-41.3%	-51.3%	-64.4%	-77.0%

The foregoing table is intended to isolate the effect of Index volatility and Index performance on the return of the Fund and is not a representation of actual returns. For example, the Fund may incorrectly be expected to achieve a -20% return on a yearly basis if the Index return were 20%, absent the effects of compounding. As the table shows, with Index volatility of 50%, the Fund could be expected to return -35.1% under such a scenario. The Fund's actual returns may be significantly better or worse than the returns shown above as a result of any of the factors discussed above or in "Principal Risks — Correlation Risk" below.

The Index's annualized historical volatility rate for the five-year period ended December 31, 2020 was 22.34%. The Index's highest December to December volatility rate during the five-year period was 36.59% (December 31, 2020). The Index's annualized total return performance for the five-year period ended December 31, 2020 was 24.27%. Historical Index volatility and performance are not indications of what the Index volatility and performance will be in the future. The volatility of U.S. exchange-traded securities or instruments that reflect the value of the Index may differ from the volatility of the Index.

**For additional graphs and charts demonstrating the effects of Index volatility and Index performance on the long-term performance of the Fund, see "Understanding the Risks and Long-Term Performance of Daily Objective Funds — The Impact of Compounding" in the Fund's Prospectus and "Special Note Regarding the Correlation**

### **Risks of Geared Funds" in the Fund's Statement of Additional Information.**

- **Correlation Risk** — A number of factors may affect the Fund's ability to achieve a high degree of inverse correlation with the Index, and there is no guarantee that the Fund will achieve a high degree of inverse correlation. Failure to achieve a high degree of inverse correlation may prevent the Fund from achieving its investment objective, and the percentage change of the Fund's NAV each day may differ, perhaps significantly in amount, and possibly even direction, from the inverse (-1x) of the percentage change of the Index on such day.

In order to achieve a high degree of inverse correlation with the Index, the Fund seeks to rebalance its portfolio daily to keep exposure consistent with its investment objective. Being materially under- or overexposed to the Index may prevent the Fund from achieving a high degree of inverse correlation with the Index and may expose the Fund to greater leverage risk. Market disruptions or closure, regulatory restrictions, market volatility, illiquidity in the markets for the financial instruments in which the Fund invests, and other factors will adversely affect the Fund's ability to adjust exposure to requisite levels. The target amount of portfolio exposure is impacted dynamically by the Index's movements, including intraday movements. Because of this, it is unlikely that the Fund will have perfect inverse (-1x) exposure during the day or at the end of each day and the likelihood of being materially under- or overexposed is higher on days when the Index is volatile, particularly when the Index is volatile at or near the close of the trading day.

A number of other factors may also adversely affect the Fund's inverse correlation with the Index, including fees, expenses, transaction costs, financing costs associated with the use of derivatives, income items, valuation methodology, accounting standards and disruptions or illiquidity in the markets for the securities or financial instruments in which the Fund invests. The Fund may not have investment exposure to all of the securities in the Index, or its weighting of investment exposure to securities may be different from that of the Index. In addition, the Fund may invest in securities not included in the Index. The Fund may take or refrain from taking positions in order to improve tax efficiency, comply with regulatory restrictions, or for other reasons, each of which may negatively affect the Fund's correlation with the Index. The Fund may also be subject to large movements of assets into and out of the Fund, potentially resulting in the Fund being under- or overexposed to the Index and may be impacted by Index reconstitutions and Index rebalancing events. Additionally, the Fund's underlying investments and/or reference assets may trade on markets that may not be open on the same day as the Fund, which may cause a difference between the changes in the daily performance of the Fund and changes in the level of the Index. Any of these factors could

decrease correlation between the performance of the Fund and the Index and may hinder the Fund's ability to meet its daily investment objective on or around that day.

- **Rebalancing Risk** — If for any reason the Fund is unable to rebalance all or a portion of its portfolio, or if all or a portion of the portfolio is rebalanced incorrectly, the Fund's investment exposure may not be consistent with the Fund's investment objective. In these instances, the Fund may have investment exposure to the Index that is significantly greater or less than its stated multiple. As a result, the Fund may be more exposed to leverage risk than if it had been properly rebalanced and may not achieve its investment objective.
- **Counterparty Risk** — Investing in derivatives and repurchase agreements involves entering into contracts with third parties (i.e., counterparties). The use of derivatives involves risks that are different from those associated with ordinary portfolio securities transactions. The Fund will be subject to credit risk (i.e., the risk that a counterparty is or is perceived to be unwilling or unable to make timely payments or otherwise meet its contractual obligations) with respect to the amount it expects to receive from counterparties to derivatives and repurchase agreements entered into by the Fund. If a counterparty becomes bankrupt or fails to perform its obligations, or if any collateral posted by the counterparty for the benefit of the Fund is insufficient or there are delays in the Fund's ability to access such collateral, the value of an investment in the Fund may decline.
- **Short Sale Exposure Risk** — The Fund may seek inverse or "short" exposure through financial instruments, which would cause the Fund to be exposed to certain risks associated with selling short. These risks include, under certain market conditions, an increase in the volatility and decrease in the liquidity of the instruments underlying the short position, which may lower the Fund's return, result in a loss, have the effect of limiting the Fund's ability to obtain inverse exposure through financial instruments, or require the Fund to seek inverse exposure through alternative investment strategies that may be less desirable or more costly to implement. To the extent that, at any particular point in time, the instruments underlying the short position may be thinly traded or have a limited market, including due to regulatory action, the Fund may be unable to meet its investment objective due to a lack of available securities or counterparties. During such periods, the Fund's ability to issue additional shares may be adversely affected. Obtaining inverse exposure through these instruments may be considered an aggressive investment technique. Any income, dividends or payments by the assets underlying the Fund's short positions will negatively impact the Fund.
- **Inverse Correlation Risk** — Investors will lose money when the Index rises — a result that is the opposite from traditional funds. A single day or intraday increase in the level of the Index approaching 100% may result in the total loss or almost

total loss of an investor's investment, even if the Index subsequently moves lower.

- **Equity and Market Risk** — Equity markets are volatile, and the value of securities, swaps, futures and other instruments correlated with equity markets may fluctuate dramatically from day to day. Equity markets are subject to corporate, political, regulatory, market and economic developments, as well as developments that impact specific economic sectors, industries or segments of the market. Further, stocks in the Index may underperform other equity investments. Volatility in the markets and/or market developments may cause the value of an investment in the Fund to decrease over short or long periods of time. As a fund seeking daily investment results, before fees and expenses, that correspond to the inverse (-1x) of the daily return of the Index, the value of an investment in the Fund is expected to decline when market conditions cause the level of the Index to rise.
- **Concentration and Focused Investing** — The Index may concentrate (i.e., composed of securities that represent 25 percent or more of the value of the Index) or focus (i.e., composed of securities that represent a substantial portion of its value, but less than 25 percent) in an industry or group of industries. The Fund will allocate its investments to approximately the same extent as the Index. As a result, the Fund may be subject to greater market fluctuations than a fund that is more broadly invested across industries. Financial, economic, business, regulatory conditions, and other developments affecting issuers in a particular industry or group of industries will have a greater effect on the Fund, and if securities of the particular industry or group of industries as a group fall out of favor, the Fund could underperform, or its net asset value may be more volatile than, funds that have greater industry diversification.
- **Exposure to Large-Cap Company Investment Risk** — Although returns on investments in large-cap companies are often perceived as being less volatile than the returns of companies with smaller market capitalizations, the return on large-cap securities could trail the returns on investments in smaller and mid-sized companies for a number of reasons. For example, large-cap companies may be unable to respond quickly to new competitive challenges, such as changes in technology, and also may not be able to attain the high growth rate of successful smaller companies.
- **Natural Disaster/Epidemic Risk** — Natural or environmental disasters, such as earthquakes, fires, floods, hurricanes, tsunamis and other severe weather-related phenomena generally, and widespread disease, including pandemics and epidemics (for example, the novel coronavirus COVID-19), have been and can be highly disruptive to economies and markets and have recently led, and may continue to lead, to increased market volatility and significant market losses. Such natural disaster and health crises could exacerbate political, social, and economic risks, and result in

significant breakdowns, delays, shutdowns, social isolation, and other disruptions to important global, local and regional supply chains affected, with potential corresponding results on the operating performance of the Fund and its investments. A climate of uncertainty and panic, including the contagion of infectious viruses or diseases, may adversely affect global, regional, and local economies and reduce the availability of potential investment opportunities, and increases the difficulty of performing due diligence and modeling market conditions, potentially reducing the accuracy of financial projections. Under these circumstances, the Fund may have difficulty achieving its investment objectives which may adversely impact Fund performance. Further, such events can be highly disruptive to economies and markets, significantly disrupt the operations of individual companies (including, but not limited to, the Fund's investment advisor, third party service providers, and counterparties), sectors, industries, markets, securities and commodity exchanges, currencies, interest and inflation rates, credit ratings, investor sentiment, and other factors affecting the value of the Fund's investments. These factors can cause substantial market volatility, exchange trading suspensions and closures, changes in the availability of and the margin requirements for certain instruments, and can impact the ability of the Fund to complete redemptions and otherwise affect Fund performance and Fund trading in the secondary market. A widespread crisis would also affect the global economy in ways that cannot necessarily be foreseen. How long such events will last and whether they will continue or recur cannot be predicted. Impacts from these could have a significant impact on the Fund's performance, resulting in losses to your investment.

• **Risk that Current Assumptions and Expectations Could Become Outdated As a Result of Global Economic Shock** —

The onset of the novel coronavirus (COVID-19) has caused significant shocks to global financial markets and economies, with many governments taking extreme actions to slow and contain the spread of COVID-19. These actions have had, and likely will continue to have, a severe economic impact on global economies as economic activity in some instances has essentially ceased. Financial markets across the globe are experiencing severe distress at least equal to what was experienced during the global financial crisis in 2008. In March 2020, U.S. equity markets entered a bear market in the fastest such move in the history of U.S. financial markets. During much of 2020, the unemployment rate in the U.S. was extremely high by historical standards. It is not possible to predict when unemployment and market conditions will return to more normal levels. The global economic shocks being experienced as of the date hereof may cause the underlying assumptions and expectations of the Fund to become outdated quickly or inaccurate, resulting in significant losses.

• **Non-Diversification Risk** — The Fund is classified as “non-diversified” under the Investment Company Act of 1940, as

amended (“1940 Act”). This means it has the ability to invest a relatively high percentage of its assets in the securities of a small number of issuers or in financial instruments with a single counterparty or a few counterparties. This may increase the Fund's volatility and increase the risk that the Fund's performance will decline based on the performance of a single issuer or the credit of a single counterparty.

• **Index Performance Risk** — The Index is maintained by a third party provider unaffiliated with the Fund or ProFund Advisors. There can be no guarantee or assurance that the methodology used by the third party provider to create the Index will result in the Fund achieving positive returns. Further, there can be no guarantee that the methodology underlying the Index or the daily calculation of the Index will be free from error. It is also possible that the value of the Index may be subject to intentional manipulation by third-party market participants. The Index used by the Fund may underperform other asset classes and may underperform other similar indices. Each of these factors could have a negative impact on the performance of the Fund.

• **Active Investor Risk** — The Fund permits short-term trading of its securities. A significant portion of assets invested in the Fund may come from professional money managers and investors who use the Fund as part of active trading or tactical asset allocation strategies. These strategies often call for frequent trading to take advantage of anticipated changes in market conditions, which could increase portfolio turnover and may result in additional costs for the Fund. In addition, large movements of assets into and out of the Fund may have a negative impact on the Fund's ability to achieve its investment objective or maintain a consistent level of operating expenses. In certain circumstances, the Fund's expense ratio may vary from current estimates or the historical ratio disclosed in this Prospectus.

• **Early Close/Late Close/Trading Halt Risk** — An exchange or market may close early, close late or issue trading halts on specific securities or financial instruments. As a result, the ability to trade certain securities or financial instruments may be restricted, which may result in the Fund being unable to trade those and other related financial instruments at all. In these circumstances, the Fund may be unable to rebalance its portfolio, may be unable to accurately price its investments and/or may incur substantial trading losses.

• **Liquidity Risk** — In certain circumstances, such as the disruption of the orderly markets for the financial instruments in which the Fund invests, the Fund might not be able to acquire or dispose of certain holdings quickly or at prices that represent true market value in the judgment of ProFund Advisors. Markets for the financial instruments in which the Fund invests may be disrupted by a number of events, including but not limited to economic crises, political crises, health crises, natural disasters, excessive volatility, new legislation, or regulatory changes inside or outside of the U.S. For example, regulation limiting the ability of certain

financial institutions to invest in certain financial instruments would likely reduce the liquidity of those instruments. These situations may prevent the Fund from limiting losses, realizing gains or achieving a high inverse correlation with the Index.

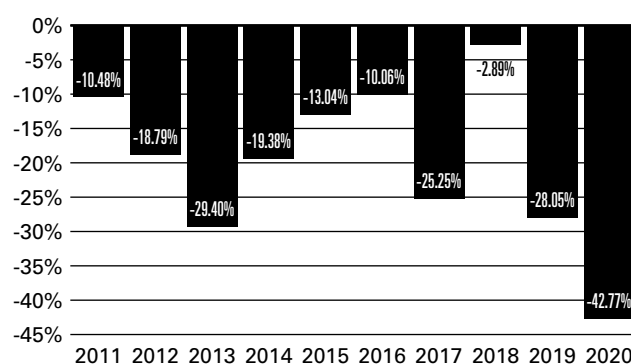
- **Portfolio Turnover Risk** — The Fund may incur high portfolio turnover to manage the Fund's investment exposure. Additionally, active trading of the Fund's shares may cause more frequent purchase and sales activities that could, in certain circumstances, increase the number of portfolio transactions. High levels of portfolio transactions increase brokerage and other transaction costs and may result in increased taxable capital gains. Each of these factors could have a negative impact on the performance of the Fund.
- **Tax Risk** — In order to qualify for the special tax treatment accorded a regulated investment company ("RIC") and its shareholders, the Fund must derive at least 90% of its gross income for each taxable year from "qualifying income," meet certain asset diversification tests at the end of each taxable quarter, and meet annual distribution requirements. The Fund's pursuit of its investment strategies will potentially be limited by the Fund's intention to qualify for such treatment and could adversely affect the Fund's ability to so qualify. The Fund can make certain investments, the treatment of which for these purposes is unclear. If, in any year, the Fund were to fail to qualify for the special tax treatment accorded a RIC and its shareholders, and were ineligible to or were not to cure such failure, the Fund would be taxed in the same manner as an ordinary corporation subject to U.S. federal income tax on all its income at the fund level. The resulting taxes could substantially reduce the Fund's net assets and the amount of income available for distribution. In addition, in order to requalify for taxation as a RIC, the Fund could be required to recognize unrealized gains, pay substantial taxes and interest, and make certain distributions. Please see the Statement of Additional Information for more information.
- **Valuation Risk** — In certain circumstances (e.g., if ProFund Advisors believes market quotations do not accurately reflect the fair value of an investment, or a trading halt closes an exchange or market early), ProFund Advisors may, in its sole discretion, choose to determine a fair value price as the basis for determining the market value of such investment for such day. The fair value of an investment determined by ProFund Advisors may be different from other value determinations of the same investment. Portfolio investments that are valued using techniques other than market quotations, including "fair valued" investments, may be subject to greater fluctuation in their value from one day to the next than would be the case if market quotations were used. In addition, there is no assurance that the Fund could sell a portfolio investment for the value established for it at any time, and it is possible that the Fund would incur a loss because a portfolio investment is sold at a discount to its established value.

Please see "Investment Objectives, Principal Investment Strategies and Related Risks" in the Fund's Prospectus for additional details.

## Investment Results

The bar chart below shows how the Fund's investment results have varied from year to year, and the table shows how the Fund's average annual total returns for various periods compare with a broad measure of market performance. This information provides some indication of the risks of investing in the Fund. The Fund's performance information reflects applicable fee waivers and/or expense limitations in effect during the period presented. Absent such fee waivers/expense limitations, if any, performance would have been lower. It does not reflect charges and fees associated with a separate account that invests in the Fund or any insurance contract for which it is an investment option. Charges and fees will reduce returns. Past results are not predictive of future results.

### Annual Returns as of December 31



Best Quarter (ended 12/31/2018): **17.83%**

Worst Quarter (ended 6/30/2020): **-25.53%**

The year-to-date return as of the most recent quarter, which ended March 31, 2021, was -3.51%.

### Average Annual Total Returns

As of December 31, 2020

	One Year	Five Years	Ten Years	Inception Date
ProFund VP Short Nasdaq-100	-42.77%	-23.11%	-20.83%	5/1/2002
<b>Nasdaq-100® Index<sup>1</sup></b>	<b>48.88%</b>	<b>24.27%</b>	<b>20.63%</b>	

<sup>1</sup> Reflects no deduction for fees, expenses or taxes. Adjusted to reflect the reinvestment of dividends paid by issuers in the Index.

Annual returns are required to be shown and should not be interpreted as suggesting that the Fund should or should not be held for longer periods of time.

## Management

The Fund is advised by ProFund Advisors. Michael Neches, Senior Portfolio Manager, and Devin Sullivan, Portfolio Manager, have jointly and primarily managed the Fund since October 2013 and March 2018, respectively.

## Purchase and Sale of Fund Shares

Shares are available for purchase by insurance company separate accounts to serve as an investment medium for variable

insurance contracts, and by qualified pension and retirement plans, certain insurance companies, and ProFund Advisors. Investors do not contact the Fund directly to purchase or redeem shares. Please refer to the prospectus of the relevant separate account for information on the allocation of premiums and on transfers of accumulated value among sub-accounts of the separate accounts that invest in the Fund.

### **Tax Information**

The Fund normally distributes its net investment income and net realized capital gains, if any, to its shareholders. If you are a holder of a contract or policy that invests in the Fund through an insurance company separate account, then these distributions will generally not be taxable to you; please consult the prospectus or other information provided to you by the insurance company regarding the tax consequences of your contract or policy. If you are a holder of such a contract or policy, or if you are investing through a pension or retirement plan that is a tax-advantaged arrangement, you may be taxed later upon distributions with

respect to or from those contracts or arrangements. The Fund intends to distribute income, if any, and capital gains, if any, at least annually.

### **Payments to Insurance Companies and Other Financial Intermediaries**

The Fund or its distributor (and related companies) may pay insurance companies, which in turn may pay broker-dealers or other financial intermediaries (such as banks and insurance companies, or their related companies) for the sale and retention of variable contracts and/or policies which offer Fund shares. These payments may create a conflict of interest for a financial intermediary selling such variable contracts and/or policies, or may be a factor in the insurance company's decision to include the Fund as an investment option in its variable contract or policy. For more information, ask your financial advisor, visit your financial intermediary's website or consult the prospectus for the contract or policy.



## Important Information About the Fund

ProFund VP Short Small-Cap (the “Fund”) seeks daily investment results, before fees and expenses, that correspond to the inverse (-1x) of the return of the Russell 2000<sup>®</sup> Index (the “Index”) **for a single day**, not for any other period. A “single day” is measured from the time the Fund calculates its net asset value (“NAV”) to the time of the Fund’s next NAV calculation. **The return of the Fund for periods longer than a single day will be the result of its return for each day compounded over the period. The Fund’s returns for periods longer than a single day will very likely differ in amount, and possibly even direction, from the Fund’s stated multiple (-1x) times the return of the Index for the same period. For periods longer than a single day, the Fund will lose money if the Index’s performance is flat, and it is possible that the Fund will lose money even if the level of the Index falls.** Longer holding periods, higher Index volatility, and greater inverse exposure each exacerbate the impact of compounding on an investor’s returns. During periods of higher Index volatility, the volatility of the Index may affect the Fund’s return as much as or more than the return of the Index.

**The Fund presents different risks than other types of funds. The Fund may not be suitable for all investors and should be used only by knowledgeable investors who understand the consequences of seeking daily inverse (-1x) investment results, including the impact of compounding on Fund performance. Investors in the Fund should actively manage and monitor their investments, as frequently as daily. An investor in the Fund could potentially lose the full principal value of their investment within a single day.**

## Investment Objective

The Fund seeks daily investment results, before fees and expenses, that correspond to the inverse (-1x) of the daily performance of the Index. **The Fund does not seek to achieve its stated investment objective over a period of time greater than a single day.**

## Fees and Expenses of the Fund

The table below describes the fees and expenses that you may pay if you buy, hold, and sell shares of the Fund. The expenses shown do not reflect charges or fees associated with insurance company separate accounts or insurance contracts, which would have the effect of increasing overall expenses. Annuity and policy holders should consult the prospectus for their contract or policy for more information about such charges and fees.

## Annual Fund Operating Expenses

(expenses that you pay each year as a percentage of the value of your investment)

Investment Advisory Fees	0.75%
Distribution and Service (12b-1) Fees	0.25%
Other Expenses	0.83%

## Total Annual Fund Operating Expenses Before Fee

Waivers and Expense Reimbursements	1.83%
Fee Waivers/Reimbursements <sup>1</sup>	-0.15%

## Total Annual Fund Operating Expenses After Fee

Waivers and Expense Reimbursements	<b>1.68%</b>
------------------------------------	--------------

1 ProFund Advisors LLC (“ProFund Advisors”) has contractually agreed to waive Investment Advisory and Management Services Fees and to reimburse Other Expenses to the extent Total Annual Fund Operating Expenses Before Fee Waivers and Expense Reimbursements, as a percentage of average daily net assets, exceed 1.68% through April 30, 2022. After such date, the expense limitation may be terminated or revised by ProFund Advisors. Amounts waived or reimbursed in a particular contractual period may be recouped by ProFund Advisors within three years of the end of that contractual period, however, such recoupment will be limited to the lesser of any expense limitation in place at the time of recoupment or the expense limitation in place at the time of waiver or reimbursement.

**Example:** This example is intended to help you compare the cost of investing in the Fund with the cost of investing in other mutual funds.

The example assumes that you invest \$10,000 in the Fund for the time periods indicated and then redeem all of your shares at the end of each period. The example also assumes that your investment has a 5% return each year and that the Fund’s operating expenses remain the same, except that the fee waiver/expense reimbursement is assumed only to pertain to the first year. It does not reflect separate account or insurance contract fees or charges. If these charges were reflected, expenses would be higher. Although your actual costs may be higher or lower, based on these assumptions your approximate costs would be:

	1Year	3Years	5Years	10Years
ProFund VP Short Small-Cap	\$171	\$561	\$976	\$2,136

The Fund pays transaction and financing costs associated with the purchase and sale of securities and derivatives. These costs are not reflected in the table or the example above.

## Portfolio Turnover

The Fund pays transaction costs, such as commissions, when it buys and sells securities (or “turns over” its portfolio). A higher portfolio turnover rate may indicate higher transaction costs. These costs, which are not reflected in the Annual Fund Operating Expenses or in the example above, affect the Fund’s performance. During the most recent fiscal year, the Fund’s annual portfolio turnover rate was 0% of the average value of its entire portfolio. This portfolio turnover rate is calculated without regard to cash instruments or derivatives transactions. If such transactions were included, the Fund’s portfolio turnover rate would be significantly higher.

## Principal Investment Strategies

The Fund invests in financial instruments that ProFund Advisors believes, in combination, should produce daily returns consistent with the Fund’s investment objective. The Index is constructed and maintained by FTSE Russell. The Index is a measure of small-cap U.S. stock market performance. It is a float adjusted, market capitalization-weighted index containing approximately 2000 of the smallest companies in the Russell 3000<sup>®</sup> Index or approximately 10% of the total market capitalization of the Russell 3000<sup>®</sup> Index, which in turn represents approximately 98% of the U.S. equity market and includes approximately 3,000 of the largest companies in the U.S. The Russell 3000<sup>®</sup> includes large-, mid-, and small-capitalization companies. The Index is published under the Bloomberg ticker symbol “RTY.”

The Fund will invest principally in the financial instruments set forth below. The Fund expects that its cash balances maintained in connection with the use of financial instruments will typically be held in money market instruments.

- **Derivatives** — The Fund invests in derivatives, which are financial instruments whose value is derived from the value of an underlying asset or assets, such as stocks, bonds, funds (including exchange-traded funds (“ETFs”)), interest rates or indexes. The Fund invests in derivatives as a substitute for directly shorting stocks in order to seek returns for a single day that are inverse (-1x) to the returns of the Index for that day. These derivatives principally include:
  - **Swap Agreements** — Contracts entered into primarily with major global financial institutions for a specified period ranging from a day to more than one year. In a standard “swap” transaction, two parties agree to exchange the return (or differentials in rates of return) earned or realized on particular predetermined investments or instruments. The gross return to be exchanged or “swapped” between the parties is calculated with respect to a “notional amount,” e.g., the return on or change in value of a particular dollar amount invested in a “basket” of securities or an ETF representing a particular index.
  - **Futures Contracts** — Standardized contracts traded on, or subject to the rules of, an exchange that call for the future delivery of a specified quantity and type of asset at

a specified time and place or, alternatively, may call for cash settlement.

- **Money Market Instruments** — The Fund invests in short-term cash instruments that have a remaining maturity of 397 days or less and exhibit high quality credit profiles, for example:
  - **U.S. Treasury Bills** — U.S. government securities that have initial maturities of one year or less, and are supported by the full faith and credit of the U.S. government.
  - **Repurchase Agreements** — Contracts in which a seller of securities, usually U.S. government securities or other money market instruments, agrees to buy the securities back at a specified time and price. Repurchase agreements are primarily used by the Fund as a short-term investment vehicle for cash positions.

ProFund Advisors uses a mathematical approach to investing. Using this approach, ProFund Advisors determines the type, quantity and mix of investment positions that it believes, in combination, the Fund should hold to produce daily returns consistent with the daily Fund’s investment objective. The Fund may gain inverse exposure to only a representative sample of the securities in the Index or to securities not contained in the Index or in financial instruments, with the intent of obtaining exposure with aggregate characteristics similar to those of the inverse of the single day returns of the Index. In managing the assets of the Fund, ProFund Advisors does not invest the assets of the Fund in securities or financial instruments based on ProFund Advisors’ view of the investment merit of a particular security, instrument, or company, nor does it conduct conventional investment research or analysis or forecast market movement or trends. The Fund seeks to remain fully invested at all times in securities and/or financial instruments that, in combination, provide inverse exposure to the single day returns of the Index, consistent with its investment objective, without regard to market conditions, trends or direction. The Fund seeks investment results for a single day only, measured as the time the Fund calculates its NAV to the next time the Fund calculates its NAV, and not for any other period.

The Fund seeks to engage in daily rebalancing to position its portfolio so that its exposure to the Index is consistent with the Fund’s daily investment objective. The time and manner in which the Fund rebalances its portfolio may vary from day to day at the discretion of ProFund Advisors, depending on market conditions and other circumstances. The Index’s movements during the day will affect whether the Fund’s portfolio needs to be rebalanced. For example, if the Index has risen on a given day, net assets of the Fund should fall (assuming there were no shares issued). As a result, the Fund’s inverse exposure will need to be decreased. Conversely, if the Index has fallen on a given day, net assets of the Fund should rise (assuming there were no share redemptions). As a result, the Fund’s inverse exposure will need to be increased.

**Daily rebalancing and the compounding of each day's return over time means that the return of the Fund for a period longer than a single day will be the result of each day's returns compounded over the period, which will very likely differ in amount, and possibly even direction, from the inverse (-1x) of the return of the Index for the same period. The Fund will lose money if the Index's performance is flat over time, and the Fund can lose money regardless of the performance of the Index, as a result of daily rebalancing, the Index's volatility, compounding of each day's return and other factors. See "Principal Risks" below.**

The Fund will concentrate or focus its investments in a particular industry or group of industries to approximately the same extent the Index is so concentrated or focused. As of December 31, 2020, the Index was not concentrated in an industry group, but was focused in the health care, industrials, and financials industry groups.

Please see "Investment Objectives, Principal Investment Strategies and Related Risks" in the Fund's Prospectus for additional details.

## Principal Risks

**You may lose the full principal value of your investment within a single day.**

The principal risks described below are intended to provide information about the factors likely to have a significant adverse impact on the Fund's returns and consequently the value of an investment in the Fund. The risks are presented in an order intended to facilitate readability and their order does not imply that the realization of one risk is more likely to occur than another risk or likely to have a greater adverse impact than another risk. While the realization of certain of the risks described herein may benefit the Fund because the Fund seeks daily investment results, before fees and expenses, that correspond to the inverse (-1x) of the daily return of the Index, such occurrences may introduce more volatility to the Fund, which could have a significant negative impact on Fund performance.

- **Risks Associated with the Use of Derivatives** — Investing in derivatives may be considered aggressive and may expose the Fund to greater risks and may result in larger losses or smaller gains than investing directly in the reference asset(s) underlying those derivatives. These risks include counterparty risk, liquidity risk and increased correlation risk. When the Fund uses derivatives, there may be imperfect correlation between the value of the reference asset(s) underlying the derivative (e.g., the Index) and the derivative, which may prevent the Fund from achieving its investment objective. Because derivatives often require only a limited initial investment, the use of derivatives also may expose the Fund to losses in excess of those amounts initially invested. The Fund may use a combination of swaps on the Index and swaps on an ETF that is designed to track the performance of the Index.

The performance of an ETF may not track the performance of the Index due to embedded costs and other factors. Thus, to the extent the Fund invests in swaps that use an ETF as the reference asset, the Fund may be subject to greater correlation risk and may not achieve as high a degree of correlation with the Index as it would if the Fund only used swaps on the Index. Moreover, with respect to the use of swap agreements, if the Index has a dramatic intraday move that causes a material decline in the Fund's net assets, the terms of a swap agreement between the Fund and its counterparty may permit the counterparty to immediately close out the transaction with the Fund. In that event, the Fund may be unable to enter into another swap agreement or invest in other derivatives to achieve the desired exposure consistent with the Fund's investment objective. This, in turn, may prevent the Fund from achieving its investment objective, even if the Index reverses all or a portion of its intraday move by the end of the day. As a result, the value of an investment in the Fund may change quickly and without warning. Any costs associated with using derivatives will also have the effect of lowering the Fund's return.

- **Leverage Risk** — Leverage increases the risk of a total loss of an investor's investment, may increase the volatility of the Fund, and may magnify any differences between the performance of the Fund and the Index.
- **Compounding Risk** — The Fund has a single day investment objective, and the Fund's performance for any other period is the result of its return for each day compounded over the period. The performance of the Fund for periods longer than a single day will very likely differ in amount, and possibly even direction, from the inverse (-1x) of the daily return of the Index for the same period, before accounting for fees and expenses. Compounding affects all investments, but has a more significant impact on an inverse fund. This effect becomes more pronounced as Index volatility and holding periods increase. Fund performance for a period longer than a single day can be estimated given any set of assumptions for the following factors: (a) Index volatility; (b) Index performance; (c) period of time; (d) financing rates associated with inverse exposure; (e) other Fund expenses; and (f) dividends or interest paid with respect to securities in the Index. The chart below illustrates the impact of two principal factors — Index volatility and Index performance — on Fund performance. The chart shows estimated Fund returns for a number of combinations of Index volatility and Index performance over a one-year period. Actual volatility, Index and Fund performance may differ significantly from the chart below. Performance shown in the chart assumes: (a) no dividends paid with respect to securities included in the Index; (b) no Fund expenses; and (c) borrowing/lending rates (to obtain inverse exposure) of zero percent. If Fund expenses and/or actual borrowing/lending rates were

reflected, the Fund's performance would be different than shown.

Areas shaded darker represent those scenarios where the Fund can be expected to return less than the inverse (-1x) of the performance of the Index.

Estimated Fund Returns						
Index Performance		One Year Volatility Rate				
One Year Index	Inverse (-1x) of the One Year Index	10%	25%	50%	75%	100%
-60%	60%	147.5%	134.9%	94.7%	42.4%	-8.0%
-50%	50%	98.0%	87.9%	55.8%	14.0%	-26.4%
-40%	40%	65.0%	56.6%	29.8%	-5.0%	-38.7%
-30%	30%	41.4%	34.2%	11.3%	-18.6%	-47.4%
-20%	20%	23.8%	17.4%	-2.6%	-28.8%	-54.0%
-10%	10%	10.0%	4.4%	-13.5%	-36.7%	-59.1%
0%	0%	-1.0%	-6.1%	-22.1%	-43.0%	-63.2%
10%	-10%	-10.0%	-14.6%	-29.2%	-48.2%	-66.6%
20%	-20%	-17.5%	-21.7%	-35.1%	-52.5%	-69.3%
30%	-30%	-23.8%	-27.7%	-40.1%	-56.2%	-71.7%
40%	-40%	-29.3%	-32.9%	-44.4%	-59.3%	-73.7%
50%	-50%	-34.0%	-37.4%	-48.1%	-62.0%	-75.5%
60%	-60%	-38.1%	-41.3%	-51.3%	-64.4%	-77.0%

The foregoing table is intended to isolate the effect of Index volatility and Index performance on the return of the Fund and is not a representation of actual returns. For example, the Fund may incorrectly be expected to achieve a -20% return on a yearly basis if the Index return were 20%, absent the effects of compounding. As the table shows, with Index volatility of 50%, the Fund could be expected to return -35.1% under such a scenario. The Fund's actual returns may be significantly better or worse than the returns shown above as a result of any of the factors discussed above or in "Principal Risks — Correlation Risk" below.

The Index's annualized historical volatility rate for the five-year period ended December 31, 2020 was 24.21%. The Index's highest December to December volatility rate during the five-year period was 43.13% (December 31, 2020). The Index's annualized total return performance for the five-year period ended December 31, 2020 was 13.26%. Historical Index volatility and performance are not indications of what the Index volatility and performance will be in the future. The volatility of U.S. exchange-traded securities or instruments that reflect the value of the Index may differ from the volatility of the Index.

**For additional graphs and charts demonstrating the effects of Index volatility and Index performance on the long-term performance of the Fund, see "Understanding the Risks and Long-Term Performance of Daily Objective Funds — The Impact of Compounding" in the Fund's Prospectus and "Special Note Regarding the Correlation**

### **Risks of Geared Funds" in the Fund's Statement of Additional Information.**

- **Correlation Risk** — A number of factors may affect the Fund's ability to achieve a high degree of inverse correlation with the Index, and there is no guarantee that the Fund will achieve a high degree of inverse correlation. Failure to achieve a high degree of inverse correlation may prevent the Fund from achieving its investment objective, and the percentage change of the Fund's NAV each day may differ, perhaps significantly in amount, and possibly even direction, from the inverse (-1x) of the percentage change of the Index on such day.

In order to achieve a high degree of inverse correlation with the Index, the Fund seeks to rebalance its portfolio daily to keep exposure consistent with its investment objective. Being materially under- or overexposed to the Index may prevent the Fund from achieving a high degree of inverse correlation with the Index and may expose the Fund to greater leverage risk. Market disruptions or closure, regulatory restrictions, market volatility, illiquidity in the markets for the financial instruments in which the Fund invests, and other factors will adversely affect the Fund's ability to adjust exposure to requisite levels. The target amount of portfolio exposure is impacted dynamically by the Index's movements, including intraday movements. Because of this, it is unlikely that the Fund will have perfect inverse (-1x) exposure during the day or at the end of each day and the likelihood of being materially under- or overexposed is higher on days when the Index is volatile, particularly when the Index is volatile at or near the close of the trading day.

A number of other factors may also adversely affect the Fund's inverse correlation with the Index, including fees, expenses, transaction costs, financing costs associated with the use of derivatives, income items, valuation methodology, accounting standards and disruptions or illiquidity in the markets for the securities or financial instruments in which the Fund invests. The Fund may not have investment exposure to all of the securities in the Index, or its weighting of investment exposure to securities may be different from that of the Index. In addition, the Fund may invest in securities not included in the Index. The Fund may take or refrain from taking positions in order to improve tax efficiency, comply with regulatory restrictions, or for other reasons, each of which may negatively affect the Fund's correlation with the Index. The Fund may also be subject to large movements of assets into and out of the Fund, potentially resulting in the Fund being under- or overexposed to the Index and may be impacted by Index reconstitutions and Index rebalancing events. Additionally, the Fund's underlying investments and/or reference assets may trade on markets that may not be open on the same day as the Fund, which may cause a difference between the changes in the daily performance of the Fund and changes in the level of the Index. Any of these factors could



decrease correlation between the performance of the Fund and the Index and may hinder the Fund's ability to meet its daily investment objective on or around that day.

- **Rebalancing Risk** — If for any reason the Fund is unable to rebalance all or a portion of its portfolio, or if all or a portion of the portfolio is rebalanced incorrectly, the Fund's investment exposure may not be consistent with the Fund's investment objective. In these instances, the Fund may have investment exposure to the Index that is significantly greater or less than its stated multiple. As a result, the Fund may be more exposed to leverage risk than if it had been properly rebalanced and may not achieve its investment objective.
- **Counterparty Risk** — Investing in derivatives and repurchase agreements involves entering into contracts with third parties (i.e., counterparties). The use of derivatives involves risks that are different from those associated with ordinary portfolio securities transactions. The Fund will be subject to credit risk (i.e., the risk that a counterparty is or is perceived to be unwilling or unable to make timely payments or otherwise meet its contractual obligations) with respect to the amount it expects to receive from counterparties to derivatives and repurchase agreements entered into by the Fund. If a counterparty becomes bankrupt or fails to perform its obligations, or if any collateral posted by the counterparty for the benefit of the Fund is insufficient or there are delays in the Fund's ability to access such collateral, the value of an investment in the Fund may decline.
- **Short Sale Exposure Risk** — The Fund may seek inverse or "short" exposure through financial instruments, which would cause the Fund to be exposed to certain risks associated with selling short. These risks include, under certain market conditions, an increase in the volatility and decrease in the liquidity of the instruments underlying the short position, which may lower the Fund's return, result in a loss, have the effect of limiting the Fund's ability to obtain inverse exposure through financial instruments, or require the Fund to seek inverse exposure through alternative investment strategies that may be less desirable or more costly to implement. To the extent that, at any particular point in time, the instruments underlying the short position may be thinly traded or have a limited market, including due to regulatory action, the Fund may be unable to meet its investment objective due to a lack of available securities or counterparties. During such periods, the Fund's ability to issue additional shares may be adversely affected. Obtaining inverse exposure through these instruments may be considered an aggressive investment technique. Any income, dividends or payments by the assets underlying the Fund's short positions will negatively impact the Fund.
- **Inverse Correlation Risk** — Investors will lose money when the Index rises — a result that is the opposite from traditional funds. A single day or intraday increase in the level of the Index approaching 100% may result in the total loss or almost total loss of an investor's investment, even if the Index subsequently moves lower.
- **Exposure to Small- and Mid-Cap Company Investment Risk** — The risk of equity investing may be particularly acute for securities of issuers with smaller market capitalizations. Small- and mid-cap companies may have limited product lines or resources, may be dependent upon a particular market niche and may have greater fluctuations in price than the stocks of larger companies. Small- and mid-cap companies may lack the financial and personnel resources to handle economic or industry-wide setbacks and, as a result, such setbacks could have a greater effect on small- and mid-cap security prices. Additionally, small- and mid-cap company stocks may trade at greater spreads or lower trading volumes, and may be less liquid than the stocks of larger companies. Further, stocks of small- and mid-sized companies could be more difficult to liquidate during market downturns compared to larger, more widely traded companies.
- **Equity and Market Risk** — Equity markets are volatile, and the value of securities, swaps, futures and other instruments correlated with equity markets may fluctuate dramatically from day to day. Equity markets are subject to corporate, political, regulatory, market and economic developments, as well as developments that impact specific economic sectors, industries or segments of the market. Further, stocks in the Index may underperform other equity investments. Volatility in the markets and/or market developments may cause the value of an investment in the Fund to decrease over short or long periods of time. As a fund seeking daily investment results, before fees and expenses, that correspond to the inverse (-1x) of the daily return of the Index, the value of an investment in the Fund is expected to decline when market conditions cause the level of the Index to rise.
- **Concentration and Focused Investing** — The Index may concentrate (i.e., composed of securities that represent 25 percent or more of the value of the Index) or focus (i.e., composed of securities that represent a substantial portion of its value, but less than 25 percent) in an industry or group of industries. The Fund will allocate its investments to approximately the same extent as the Index. As a result, the Fund may be subject to greater market fluctuations than a fund that is more broadly invested across industries. Financial, economic, business, regulatory conditions, and other developments affecting issuers in a particular industry or group of industries will have a greater effect on the Fund, and if securities of the particular industry or group of industries as a group fall out of favor, the Fund could underperform, or its net asset value may be more volatile than, funds that have greater industry diversification.
- **Natural Disaster/Epidemic Risk** — Natural or environmental disasters, such as earthquakes, fires, floods, hurricanes, tsunamis and other severe weather-related phenomena generally, and widespread disease, including



pandemics and epidemics (for example, the novel coronavirus COVID-19), have been and can be highly disruptive to economies and markets and have recently led, and may continue to lead, to increased market volatility and significant market losses. Such natural disaster and health crises could exacerbate political, social, and economic risks, and result in significant breakdowns, delays, shutdowns, social isolation, and other disruptions to important global, local and regional supply chains affected, with potential corresponding results on the operating performance of the Fund and its investments. A climate of uncertainty and panic, including the contagion of infectious viruses or diseases, may adversely affect global, regional, and local economies and reduce the availability of potential investment opportunities, and increases the difficulty of performing due diligence and modeling market conditions, potentially reducing the accuracy of financial projections. Under these circumstances, the Fund may have difficulty achieving its investment objectives which may adversely impact Fund performance. Further, such events can be highly disruptive to economies and markets, significantly disrupt the operations of individual companies (including, but not limited to, the Fund's investment advisor, third party service providers, and counterparties), sectors, industries, markets, securities and commodity exchanges, currencies, interest and inflation rates, credit ratings, investor sentiment, and other factors affecting the value of the Fund's investments. These factors can cause substantial market volatility, exchange trading suspensions and closures, changes in the availability of and the margin requirements for certain instruments, and can impact the ability of the Fund to complete redemptions and otherwise affect Fund performance and Fund trading in the secondary market. A widespread crisis would also affect the global economy in ways that cannot necessarily be foreseen. How long such events will last and whether they will continue or recur cannot be predicted. Impacts from these could have a significant impact on the Fund's performance, resulting in losses to your investment.

• **Risk that Current Assumptions and Expectations Could Become Outdated As a Result of Global Economic Shock** —

The onset of the novel coronavirus (COVID-19) has caused significant shocks to global financial markets and economies, with many governments taking extreme actions to slow and contain the spread of COVID-19. These actions have had, and likely will continue to have, a severe economic impact on global economies as economic activity in some instances has essentially ceased. Financial markets across the globe are experiencing severe distress at least equal to what was experienced during the global financial crisis in 2008. In March 2020, U.S. equity markets entered a bear market in the fastest such move in the history of U.S. financial markets. During much of 2020, the unemployment rate in the U.S. was extremely high by historical standards. It is not possible to predict when unemployment and market conditions will return to more normal levels. The global economic shocks

being experienced as of the date hereof may cause the underlying assumptions and expectations of the Fund to become outdated quickly or inaccurate, resulting in significant losses.

- **Non-Diversification Risk** — The Fund is classified as “non-diversified” under the Investment Company Act of 1940, as amended (“1940 Act”). This means it has the ability to invest a relatively high percentage of its assets in the securities of a small number of issuers or in financial instruments with a single counterparty or a few counterparties. This may increase the Fund's volatility and increase the risk that the Fund's performance will decline based on the performance of a single issuer or the credit of a single counterparty.
- **Index Performance Risk** — The Index is maintained by a third party provider unaffiliated with the Fund or ProFund Advisors. There can be no guarantee or assurance that the methodology used by the third party provider to create the Index will result in the Fund achieving positive returns. Further, there can be no guarantee that the methodology underlying the Index or the daily calculation of the Index will be free from error. It is also possible that the value of the Index may be subject to intentional manipulation by third-party market participants. The Index used by the Fund may underperform other asset classes and may underperform other similar indices. Each of these factors could have a negative impact on the performance of the Fund.
- **Active Investor Risk** — The Fund permits short-term trading of its securities. A significant portion of assets invested in the Fund may come from professional money managers and investors who use the Fund as part of active trading or tactical asset allocation strategies. These strategies often call for frequent trading to take advantage of anticipated changes in market conditions, which could increase portfolio turnover and may result in additional costs for the Fund. In addition, large movements of assets into and out of the Fund may have a negative impact on the Fund's ability to achieve its investment objective or maintain a consistent level of operating expenses. In certain circumstances, the Fund's expense ratio may vary from current estimates or the historical ratio disclosed in this Prospectus.
- **Early Close/Late Close/Trading Halt Risk** — An exchange or market may close early, close late or issue trading halts on specific securities or financial instruments. As a result, the ability to trade certain securities or financial instruments may be restricted, which may result in the Fund being unable to trade those and other related financial instruments at all. In these circumstances, the Fund may be unable to rebalance its portfolio, may be unable to accurately price its investments and/or may incur substantial trading losses.
- **Liquidity Risk** — In certain circumstances, such as the disruption of the orderly markets for the financial instruments in which the Fund invests, the Fund might not be able to acquire or dispose of certain holdings quickly or at

prices that represent true market value in the judgment of ProFund Advisors. Markets for the financial instruments in which the Fund invests may be disrupted by a number of events, including but not limited to economic crises, political crises, health crises, natural disasters, excessive volatility, new legislation, or regulatory changes inside or outside of the U.S. For example, regulation limiting the ability of certain financial institutions to invest in certain financial instruments would likely reduce the liquidity of those instruments. These situations may prevent the Fund from limiting losses, realizing gains or achieving a high inverse correlation with the Index.

- **Portfolio Turnover Risk** — The Fund may incur high portfolio turnover to manage the Fund's investment exposure. Additionally, active trading of the Fund's shares may cause more frequent purchase and sales activities that could, in certain circumstances, increase the number of portfolio transactions. High levels of portfolio transactions increase brokerage and other transaction costs and may result in increased taxable capital gains. Each of these factors could have a negative impact on the performance of the Fund.
- **Tax Risk** — In order to qualify for the special tax treatment accorded a regulated investment company ("RIC") and its shareholders, the Fund must derive at least 90% of its gross income for each taxable year from "qualifying income," meet certain asset diversification tests at the end of each taxable quarter, and meet annual distribution requirements. The Fund's pursuit of its investment strategies will potentially be limited by the Fund's intention to qualify for such treatment and could adversely affect the Fund's ability to so qualify. The Fund can make certain investments, the treatment of which for these purposes is unclear. If, in any year, the Fund were to fail to qualify for the special tax treatment accorded a RIC and its shareholders, and were ineligible to or were not to cure such failure, the Fund would be taxed in the same manner as an ordinary corporation subject to U.S. federal income tax on all its income at the fund level. The resulting taxes could substantially reduce the Fund's net assets and the amount of income available for distribution. In addition, in order to requalify for taxation as a RIC, the Fund could be required to recognize unrealized gains, pay substantial taxes and interest, and make certain distributions. Please see the Statement of Additional Information for more information.
- **Valuation Risk** — In certain circumstances (e.g., if ProFund Advisors believes market quotations do not accurately reflect the fair value of an investment, or a trading halt closes an exchange or market early), ProFund Advisors may, in its sole discretion, choose to determine a fair value price as the basis for determining the market value of such investment for such day. The fair value of an investment determined by ProFund Advisors may be different from other value determinations of the same investment. Portfolio investments that are valued using techniques other than market quotations, including "fair

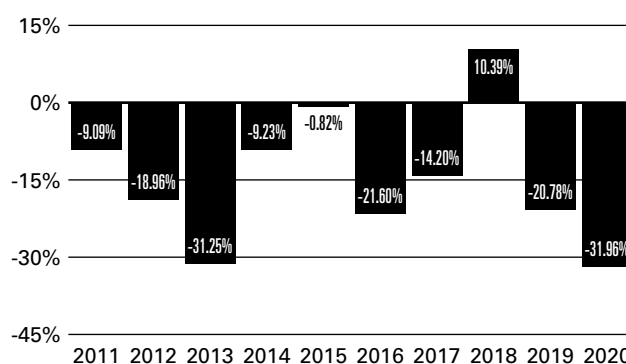
valued" investments, may be subject to greater fluctuation in their value from one day to the next than would be the case if market quotations were used. In addition, there is no assurance that the Fund could sell a portfolio investment for the value established for it at any time, and it is possible that the Fund would incur a loss because a portfolio investment is sold at a discount to its established value.

Please see "Investment Objectives, Principal Investment Strategies and Related Risks" in the Fund's Prospectus for additional details.

## Investment Results

The bar chart below shows how the Fund's investment results have varied from year to year, and the table shows how the Fund's average annual total returns for various periods compare with a broad measure of market performance. This information provides some indication of the risks of investing in the Fund. The Fund's performance information reflects applicable fee waivers and/or expense limitations in effect during the period presented. Absent such fee waivers/expense limitations, if any, performance would have been lower. It does not reflect charges and fees associated with a separate account that invests in the Fund or any insurance contract for which it is an investment option. Charges and fees will reduce returns. Past results are not predictive of future results.

### Annual Returns as of December 31



Best Quarter (ended 3/31/2020): **30.10%**

Worst Quarter (ended 12/31/2020): **-25.30%**

The year-to-date return as of the most recent quarter, which ended March 31, 2021, was -13.33%.

### Average Annual Total Returns

As of December 31, 2020

	One Year	Five Years	Ten Years	Inception Date
ProFund VP Short Small-Cap	-31.96%	-16.73%	-15.64%	9/3/2002
Russell 2000® Index <sup>1</sup>	19.96%	13.26%	11.20%	

<sup>1</sup> Reflects no deduction for fees, expenses or taxes. Adjusted to reflect the reinvestment of dividends paid by issuers in the Index.

Annual returns are required to be shown and should not be interpreted as suggesting that the Fund should or should not be held for longer periods of time.

### **Management**

The Fund is advised by ProFund Advisors. Michael Neches, Senior Portfolio Manager, and Devin Sullivan, Portfolio Manager, have jointly and primarily managed the Fund since October 2013 and March 2018, respectively.

### **Purchase and Sale of Fund Shares**

Shares are available for purchase by insurance company separate accounts to serve as an investment medium for variable insurance contracts, and by qualified pension and retirement plans, certain insurance companies, and ProFund Advisors. Investors do not contact the Fund directly to purchase or redeem shares. Please refer to the prospectus of the relevant separate account for information on the allocation of premiums and on transfers of accumulated value among sub-accounts of the separate accounts that invest in the Fund.

### **Tax Information**

The Fund normally distributes its net investment income and net realized capital gains, if any, to its shareholders. If you are a holder of a contract or policy that invests in the Fund through an insurance company separate account, then these distributions

will generally not be taxable to you; please consult the prospectus or other information provided to you by the insurance company regarding the tax consequences of your contract or policy. If you are a holder of such a contract or policy, or if you are investing through a pension or retirement plan that is a tax-advantaged arrangement, you may be taxed later upon distributions with respect to or from those contracts or arrangements. The Fund intends to distribute income, if any, and capital gains, if any, at least annually.

### **Payments to Insurance Companies and Other Financial Intermediaries**

The Fund or its distributor (and related companies) may pay insurance companies, which in turn may pay broker-dealers or other financial intermediaries (such as banks and insurance companies, or their related companies) for the sale and retention of variable contracts and/or policies which offer Fund shares. These payments may create a conflict of interest for a financial intermediary selling such variable contracts and/or policies, or may be a factor in the insurance company's decision to include the Fund as an investment option in its variable contract or policy. For more information, ask your financial advisor, visit your financial intermediary's website or consult the prospectus for the contract or policy.

## Investment Objective

ProFund VP Small-Cap (the “Fund”) seeks investment results, before fees and expenses, that track the performance of the Russell 2000<sup>®</sup> Index (the “Index”).

## Fees and Expenses of the Fund

The table below describes the fees and expenses that you may pay if you buy, hold, and sell shares of the Fund. The expenses shown do not reflect charges or fees associated with insurance company separate accounts or insurance contracts, which would have the effect of increasing overall expenses. Annuity and policy holders should consult the prospectus for their contract or policy for more information about such charges and fees.

### Annual Fund Operating Expenses

(expenses that you pay each year as a percentage of the value of your investment)

Investment Advisory Fees	0.75%
Distribution and Service (12b-1) Fees	0.25%
Other Expenses	0.82%
<b>Total Annual Fund Operating Expenses Before Fee Waivers and Expense Reimbursements</b>	<b>1.82%</b>
Fee Waivers/Reimbursements <sup>1</sup>	-0.14%
<b>Total Annual Fund Operating Expenses After Fee Waivers and Expense Reimbursements</b>	<b>1.68%</b>

<sup>1</sup> ProFund Advisors LLC (“ProFund Advisors”) has contractually agreed to waive Investment Advisory and Management Services Fees and to reimburse Other Expenses to the extent Total Annual Fund Operating Expenses Before Fee Waivers and Expense Reimbursements, as a percentage of average daily net assets, exceed 1.68% through April 30, 2022. After such date, the expense limitation may be terminated or revised by ProFund Advisors. Amounts waived or reimbursed in a particular contractual period may be recouped by ProFund Advisors within three years of the end of that contractual period, however, such recoupment will be limited to the lesser of any expense limitation in place at the time of recoupment or the expense limitation in place at the time of waiver or reimbursement.

**Example:** This example is intended to help you compare the cost of investing in the Fund with the cost of investing in other mutual funds.

The example assumes that you invest \$10,000 in the Fund for the time periods indicated and then redeem all of your shares at the end of each period. The example also assumes that your investment has a 5% return each year and that the Fund’s operating expenses remain the same, except that the fee waiver/expense reimbursement is assumed only to pertain to the first year. It does not reflect separate account or insurance contract fees or charges. If these charges were reflected, expenses would be higher. Although your actual costs may be higher or lower, based on these assumptions your approximate costs would be:

	1 Year	3 Years	5 Years	10 Years
ProFund VP Small-Cap	\$171	\$559	\$972	\$2,126

The Fund pays transaction and financing costs associated with the purchase and sale of securities and derivatives. These costs are not reflected in the table or the example above.

## Portfolio Turnover

The Fund pays transaction costs, such as commissions, when it buys and sells securities (or “turns over” its portfolio). A higher portfolio turnover rate may indicate higher transaction costs. These costs, which are not reflected in the Annual Fund Operating Expenses or in the example above, affect the Fund’s performance. During the most recent fiscal year, the Fund’s annual portfolio turnover rate was 26% of the average value of its entire portfolio. This portfolio turnover rate is calculated without regard to cash instruments or derivatives transactions. If such transactions were included, the Fund’s portfolio turnover rate would be significantly higher.

## Principal Investment Strategies

The Fund invests in financial instruments that ProFund Advisors believes, in combination, should track the performance of the Index. The Index is constructed and maintained by FTSE Russell. The Index is a measure of small-cap U.S. stock market performance. It is a float adjusted, market capitalization-weighted index containing approximately 2000 of the smallest companies in the Russell 3000<sup>®</sup> Index or approximately 10% of the total market capitalization of the Russell 3000<sup>®</sup> Index, which in turn represents approximately 98% of the U.S. equity market and includes approximately 3,000 of the largest companies in the U.S. The Russell 3000<sup>®</sup> includes large-, mid-, and small-capitalization companies. The Index is published under the Bloomberg ticker symbol “RTY.”

The Fund will invest principally in the financial instruments set forth below. The Fund expects that its cash balances maintained in connection with the use of financial instruments will typically be held in money market instruments.

- **Equity Securities** — The Fund invests in common stock issued by public companies.
- **Derivatives** — The Fund invests in derivatives, which are financial instruments whose value is derived from the value of an underlying asset or assets, such as stocks, bonds, funds (including exchange-traded funds (“ETFs”)), interest rates or indexes. The Fund invests in derivatives as a substitute for investing directly in stocks in order to gain exposure to the Index. These derivatives principally include:
  - **Swap Agreements** — Contracts entered into primarily with major global financial institutions for a specified period ranging from a day to more than one year. In a standard “swap” transaction, two parties agree to exchange the return (or differentials in rates of return) earned or realized on particular predetermined investments or instruments. The gross return to be exchanged or “swapped” between the parties is

calculated with respect to a “notional amount,” e.g., the return on or change in value of a particular dollar amount invested in a “basket” of securities or an ETF representing a particular index.

- **Futures Contracts** — Standardized contracts traded on, or subject to the rules of, an exchange that call for the future delivery of a specified quantity and type of asset at a specified time and place or, alternatively, may call for cash settlement.
- **Money Market Instruments** — The Fund invests in short-term cash instruments that have a remaining maturity of 397 days or less and exhibit high quality credit profiles, for example:
  - **U.S. Treasury Bills** — U.S. government securities that have initial maturities of one year or less, and are supported by the full faith and credit of the U.S. government.
  - **Repurchase Agreements** — Contracts in which a seller of securities, usually U.S. government securities or other money market instruments, agrees to buy the securities back at a specified time and price. Repurchase agreements are primarily used by the Fund as a short-term investment vehicle for cash positions.

ProFund Advisors uses a mathematical approach to investing. Using this approach, ProFund Advisors determines the type, quantity and mix of investment positions that it believes, in combination, the Fund should hold to produce returns consistent with the Fund’s investment objective. The Fund may invest in or gain exposure to only a representative sample of the securities in the Index or to securities not contained in the Index or in financial instruments, with the intent of obtaining exposure with aggregate characteristics similar to those of the Index. In managing the assets of the Fund, ProFund Advisors does not invest the assets of the Fund in securities or financial instruments based on ProFund Advisors’ view of the investment merit of a particular security, instrument, or company, nor does it conduct conventional investment research or analysis or forecast market movement or trends. The Fund seeks to remain fully invested at all times in securities and/or financial instruments that, in combination, provide exposure to the returns of the Index without regard to market conditions, trends or direction.

The Fund will concentrate or focus its investments in a particular industry or group of industries to approximately the same extent the Index is so concentrated or focused. As of December 31, 2020, the Index was not concentrated in an industry group, but was focused in the health care, industrials, and financials industry groups.

Please see “Investment Objectives, Principal Investment Strategies and Related Risks” in the Fund’s Prospectus for additional details.

## Principal Risks

**You could lose money by investing in the Fund.**

The principal risks described below are intended to provide information about the factors likely to have a significant adverse impact on the Fund’s returns and consequently the value of an investment in the Fund. The risks are presented in an order intended to facilitate readability and their order does not imply that the realization of one risk is more likely to occur than another risk or likely to have a greater adverse impact than another risk.

- **Risks Associated with the Use of Derivatives** — Investing in derivatives may be considered aggressive and may expose the Fund to greater risks and may result in larger losses or smaller gains than investing directly in the reference asset(s) underlying those derivatives. These risks include counterparty risk, liquidity risk and increased correlation risk. When the Fund uses derivatives, there may be imperfect correlation between the value of the reference asset(s) underlying the derivative (e.g., the Index) and the derivative, which may prevent the Fund from achieving its investment objective. Because derivatives often require only a limited initial investment, the use of derivatives also may expose the Fund to losses in excess of those amounts initially invested. The Fund may use a combination of swaps on the Index and swaps on an ETF that is designed to track the performance of the Index. The performance of an ETF may not track the performance of the Index due to embedded costs and other factors. Thus, to the extent the Fund invests in swaps that use an ETF as the reference asset, the Fund may be subject to greater correlation risk and may not achieve as high a degree of correlation with the Index as it would if the Fund only used swaps on the Index. Moreover, with respect to the use of swap agreements, if the Index has a dramatic intraday move that causes a material decline in the Fund’s net assets, the terms of a swap agreement between the Fund and its counterparty may permit the counterparty to immediately close out the transaction with the Fund. In that event, the Fund may be unable to enter into another swap agreement or invest in other derivatives to achieve the desired exposure consistent with the Fund’s investment objective. This, in turn, may prevent the Fund from achieving its investment objective, even if the Index reverses all or a portion of its intraday move by the end of the day. As a result, the value of an investment in the Fund may change quickly and without warning. Any costs associated with using derivatives will also have the effect of lowering the Fund’s return.
- **Correlation Risk** — A number of factors may affect the Fund’s ability to achieve a high degree of correlation with the Index, and there is no guarantee that the Fund will achieve a high degree of correlation. Failure to achieve a high degree of correlation may prevent the Fund from achieving its investment objective.

Factors that may adversely affect the Fund’s correlation with the Index include fees, expenses, transaction costs, income items, valuation methodology, accounting standards and disruptions or illiquidity in the markets for the financial



instruments in which the Fund invests. The Fund may not have investment exposure to all of the securities in the Index, or its weighting of investment exposure to securities may be different from that of the Index. In addition, the Fund may invest in securities not included in the Index. The Fund may take or refrain from taking positions in order to improve tax efficiency, comply with regulatory restrictions, or for other reasons, each of which may negatively affect the Fund's correlation with the Index. The Fund may also be subject to large movements of assets into and out of the Fund, potentially resulting in the Fund being over- or underexposed to the Index and may be impacted by Index reconstitutions and Index rebalancing events. Additionally, the Fund's underlying investments may trade on markets that may not be open on the same day as the Fund, which may cause a difference between the performance of the Fund and the performance of the Index on such day. Any of these factors could decrease correlation between the performance of the Fund and the Index and may hinder the Fund's ability to meet its investment objective.

- **Counterparty Risk** — Investing in derivatives and repurchase agreements involves entering into contracts with third parties (i.e., counterparties). The use of derivatives involves risks that are different from those associated with ordinary portfolio securities transactions. The Fund will be subject to credit risk (i.e., the risk that a counterparty is or is perceived to be unwilling or unable to make timely payments or otherwise meet its contractual obligations) with respect to the amount it expects to receive from counterparties to derivatives and repurchase agreements entered into by the Fund. If a counterparty becomes bankrupt or fails to perform its obligations, or if any collateral posted by the counterparty for the benefit of the Fund is insufficient or there are delays in the Fund's ability to access such collateral, the value of an investment in the Fund may decline.
- **Exposure to Small- and Mid-Cap Company Investment Risk** — The risk of equity investing may be particularly acute for securities of issuers with smaller market capitalizations. Small- and mid-cap companies may have limited product lines or resources, may be dependent upon a particular market niche and may have greater fluctuations in price than the stocks of larger companies. Small- and mid-cap companies may lack the financial and personnel resources to handle economic or industry-wide setbacks and, as a result, such setbacks could have a greater effect on small- and mid-cap security prices. Additionally, small- and mid-cap company stocks may trade at greater spreads or lower trading volumes, and may be less liquid than the stocks of larger companies. Further, stocks of small- and mid-sized companies could be more difficult to liquidate during market downturns compared to larger, more widely traded companies.
- **Equity and Market Risk** — Equity markets are volatile, and the value of securities, swaps, futures and other instruments correlated with equity markets may fluctuate dramatically

from day to day. Equity markets are subject to corporate, political, regulatory, market and economic developments, as well as developments that impact specific economic sectors, industries or segments of the market. Further, stocks in the Index may underperform other equity investments. Volatility in the markets and/or market developments may cause the value of an investment in the Fund to decrease over short or long periods of time.

- **Concentration and Focused Investing** — The Index may concentrate (i.e., composed of securities that represent 25 percent or more of the value of the Index) or focus (i.e., composed of securities that represent a substantial portion of its value, but less than 25 percent) in an industry or group of industries. The Fund will allocate its investments to approximately the same extent as the Index. As a result, the Fund may be subject to greater market fluctuations than a fund that is more broadly invested across industries. Financial, economic, business, regulatory conditions, and other developments affecting issuers in a particular industry or group of industries will have a greater effect on the Fund, and if securities of the particular industry or group of industries as a group fall out of favor, the Fund could underperform, or its net asset value may be more volatile than, funds that have greater industry diversification.
- **Natural Disaster/Epidemic Risk** — Natural or environmental disasters, such as earthquakes, fires, floods, hurricanes, tsunamis and other severe weather-related phenomena generally, and widespread disease, including pandemics and epidemics (for example, the novel coronavirus COVID-19), have been and can be highly disruptive to economies and markets and have recently led, and may continue to lead, to increased market volatility and significant market losses. Such natural disaster and health crises could exacerbate political, social, and economic risks, and result in significant breakdowns, delays, shutdowns, social isolation, and other disruptions to important global, local and regional supply chains affected, with potential corresponding results on the operating performance of the Fund and its investments. A climate of uncertainty and panic, including the contagion of infectious viruses or diseases, may adversely affect global, regional, and local economies and reduce the availability of potential investment opportunities, and increases the difficulty of performing due diligence and modeling market conditions, potentially reducing the accuracy of financial projections. Under these circumstances, the Fund may have difficulty achieving its investment objectives which may adversely impact Fund performance. Further, such events can be highly disruptive to economies and markets, significantly disrupt the operations of individual companies (including, but not limited to, the Fund's investment advisor, third party service providers, and counterparties), sectors, industries, markets, securities and commodity exchanges, currencies, interest and inflation rates, credit ratings, investor sentiment, and other factors affecting

the value of the Fund's investments. These factors can cause substantial market volatility, exchange trading suspensions and closures, changes in the availability of and the margin requirements for certain instruments, and can impact the ability of the Fund to complete redemptions and otherwise affect Fund performance and Fund trading in the secondary market. A widespread crisis would also affect the global economy in ways that cannot necessarily be foreseen. How long such events will last and whether they will continue or recur cannot be predicted. Impacts from these could have a significant impact on the Fund's performance, resulting in losses to your investment.

• **Risk that Current Assumptions and Expectations Could Become Outdated As a Result of Global Economic Shock** —

The onset of the novel coronavirus (COVID-19) has caused significant shocks to global financial markets and economies, with many governments taking extreme actions to slow and contain the spread of COVID-19. These actions have had, and likely will continue to have, a severe economic impact on global economies as economic activity in some instances has essentially ceased. Financial markets across the globe are experiencing severe distress at least equal to what was experienced during the global financial crisis in 2008. In March 2020, U.S. equity markets entered a bear market in the fastest such move in the history of U.S. financial markets. During much of 2020, the unemployment rate in the U.S. was extremely high by historical standards. It is not possible to predict when unemployment and market conditions will return to more normal levels. The global economic shocks being experienced as of the date hereof may cause the underlying assumptions and expectations of the Fund to become outdated quickly or inaccurate, resulting in significant losses.

• **Non-Diversification Risk** — The Fund is classified as “non-diversified” under the Investment Company Act of 1940, as amended (“1940 Act”). This means it has the ability to invest a relatively high percentage of its assets in the securities of a small number of issuers or in financial instruments with a single counterparty or a few counterparties. This may increase the Fund's volatility and increase the risk that the Fund's performance will decline based on the performance of a single issuer or the credit of a single counterparty.

• **Index Performance Risk** — The Index is maintained by a third party provider unaffiliated with the Fund or ProFund Advisors. There can be no guarantee or assurance that the methodology used by the third party provider to create the Index will result in the Fund achieving positive returns. Further, there can be no guarantee that the methodology underlying the Index or the daily calculation of the Index will be free from error. It is also possible that the value of the Index may be subject to intentional manipulation by third-party market participants. The Index used by the Fund may underperform other asset classes and may underperform

other similar indices. Each of these factors could have a negative impact on the performance of the Fund.

• **Active Investor Risk** — The Fund permits short-term trading of its securities. A significant portion of assets invested in the Fund may come from professional money managers and investors who use the Fund as part of active trading or tactical asset allocation strategies. These strategies often call for frequent trading to take advantage of anticipated changes in market conditions, which could increase portfolio turnover and may result in additional costs for the Fund. In addition, large movements of assets into and out of the Fund may have a negative impact on the Fund's ability to achieve its investment objective or maintain a consistent level of operating expenses. In certain circumstances, the Fund's expense ratio may vary from current estimates or the historical ratio disclosed in this Prospectus.

• **Early Close/Late Close/Trading Halt Risk** — An exchange or market may close early, close late or issue trading halts on specific securities or financial instruments. As a result, the ability to trade certain securities or financial instruments may be restricted, which may result in the Fund being unable to trade those and other related financial instruments at all. In these circumstances, the Fund may be unable to rebalance its portfolio, may be unable to accurately price its investments and/or may incur substantial trading losses.

• **Liquidity Risk** — In certain circumstances, such as the disruption of the orderly markets for the financial instruments in which the Fund invests, the Fund might not be able to acquire or dispose of certain holdings quickly or at prices that represent true market value in the judgment of ProFund Advisors. Markets for the financial instruments in which the Fund invests may be disrupted by a number of events, including but not limited to economic crises, political crises, health crises, natural disasters, excessive volatility, new legislation, or regulatory changes inside or outside of the U.S. For example, regulation limiting the ability of certain financial institutions to invest in certain financial instruments would likely reduce the liquidity of those instruments. These situations may prevent the Fund from limiting losses, realizing gains or achieving a high correlation with the Index.

• **Portfolio Turnover Risk** — The Fund may incur high portfolio turnover to manage the Fund's investment exposure. Additionally, active trading of the Fund's shares may cause more frequent purchase and sales activities that could, in certain circumstances, increase the number of portfolio transactions. High levels of portfolio transactions increase brokerage and other transaction costs and may result in increased taxable capital gains. Each of these factors could have a negative impact on the performance of the Fund.

• **Tax Risk** — In order to qualify for the special tax treatment accorded a regulated investment company (“RIC”) and its shareholders, the Fund must derive at least 90% of its gross

income for each taxable year from “qualifying income,” meet certain asset diversification tests at the end of each taxable quarter, and meet annual distribution requirements. The Fund’s pursuit of its investment strategies will potentially be limited by the Fund’s intention to qualify for such treatment and could adversely affect the Fund’s ability to so qualify. The Fund can make certain investments, the treatment of which for these purposes is unclear. If, in any year, the Fund were to fail to qualify for the special tax treatment accorded a RIC and its shareholders, and were ineligible to or were not to cure such failure, the Fund would be taxed in the same manner as an ordinary corporation subject to U.S. federal income tax on all its income at the fund level. The resulting taxes could substantially reduce the Fund’s net assets and the amount of income available for distribution. In addition, in order to requalify for taxation as a RIC, the Fund could be required to recognize unrealized gains, pay substantial taxes and interest, and make certain distributions. Please see the Statement of Additional Information for more information.

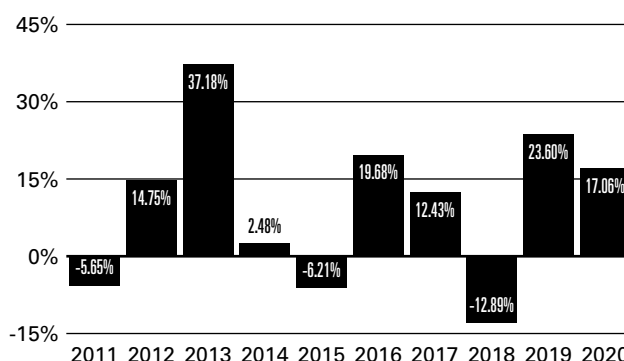
- **Valuation Risk** — In certain circumstances (e.g., if ProFund Advisors believes market quotations do not accurately reflect the fair value of an investment, or a trading halt closes an exchange or market early), ProFund Advisors may, in its sole discretion, choose to determine a fair value price as the basis for determining the market value of such investment for such day. The fair value of an investment determined by ProFund Advisors may be different from other value determinations of the same investment. Portfolio investments that are valued using techniques other than market quotations, including “fair valued” investments, may be subject to greater fluctuation in their value from one day to the next than would be the case if market quotations were used. In addition, there is no assurance that the Fund could sell a portfolio investment for the value established for it at any time, and it is possible that the Fund would incur a loss because a portfolio investment is sold at a discount to its established value.

Please see “Investment Objectives, Principal Investment Strategies and Related Risks” in the Fund’s Prospectus for additional details.

## Investment Results

The bar chart below shows how the Fund’s investment results have varied from year to year, and the table shows how the Fund’s average annual total returns for various periods compare with a broad measure of market performance. This information provides some indication of the risks of investing in the Fund. The Fund’s performance information reflects applicable fee waivers and/or expense limitations in effect during the period presented. Absent such fee waivers/expense limitations, if any, performance would have been lower. It does not reflect charges and fees associated with a separate account that invests in the Fund or any insurance contract for which it is an investment option. Charges and fees will reduce returns. Past results are not predictive of future results.

## Annual Returns as of December 31



Best Quarter (ended 12/31/2020): **30.56%**

Worst Quarter (ended 3/31/2020): **-30.99%**

The year-to-date return as of the most recent quarter, which ended March 31, 2021, was 12.31%.

## Average Annual Total Returns

As of December 31, 2020

	One Year	Five Years	Ten Years	Inception Date
ProFund VP Small-Cap	17.06%	11.14%	9.24%	5/1/2001
Russell 2000® Index <sup>1</sup>	19.96%	13.26%	11.20%	

<sup>1</sup> Reflects no deduction for fees, expenses or taxes. Adjusted to reflect the reinvestment of dividends paid by issuers in the Index.

## Management

The Fund is advised by ProFund Advisors. Michael Neches, Senior Portfolio Manager, and Devin Sullivan, Portfolio Manager, have jointly and primarily managed the Fund since October 2013 and March 2018, respectively.

## Purchase and Sale of Fund Shares

Shares are available for purchase by insurance company separate accounts to serve as an investment medium for variable insurance contracts, and by qualified pension and retirement plans, certain insurance companies, and ProFund Advisors. Investors do not contact the Fund directly to purchase or redeem shares. Please refer to the prospectus of the relevant separate account for information on the allocation of premiums and on transfers of accumulated value among sub-accounts of the separate accounts that invest in the Fund.

## Tax Information

The Fund normally distributes its net investment income and net realized capital gains, if any, to its shareholders. If you are a holder of a contract or policy that invests in the Fund through an insurance company separate account, then these distributions will generally not be taxable to you; please consult the prospectus or other information provided to you by the insurance company regarding the tax consequences of your contract or policy. If you

are a holder of such a contract or policy, or if you are investing through a pension or retirement plan that is a tax-advantaged arrangement, you may be taxed later upon distributions with respect to or from those contracts or arrangements. The Fund intends to distribute income, if any, and capital gains, if any, at least annually.

### **Payments to Insurance Companies and Other Financial Intermediaries**

The Fund or its distributor (and related companies) may pay insurance companies, which in turn may pay broker-dealers or

other financial intermediaries (such as banks and insurance companies, or their related companies) for the sale and retention of variable contracts and/or policies which offer Fund shares. These payments may create a conflict of interest for a financial intermediary selling such variable contracts and/or policies, or may be a factor in the insurance company's decision to include the Fund as an investment option in its variable contract or policy. For more information, ask your financial advisor, visit your financial intermediary's website or consult the prospectus for the contract or policy.

## Investment Objective

ProFund VP Small-Cap Growth (the “Fund”) seeks investment results, before fees and expenses, that track the performance of the S&P SmallCap 600<sup>®</sup> Growth Index (the “Index”).

## Fees and Expenses of the Fund

The table below describes the fees and expenses that you may pay if you buy, hold, and sell shares of the Fund. The expenses shown do not reflect charges or fees associated with insurance company separate accounts or insurance contracts, which would have the effect of increasing overall expenses. Annuity and policy holders should consult the prospectus for their contract or policy for more information about such charges and fees.

### Annual Fund Operating Expenses

(expenses that you pay each year as a percentage of the value of your investment)

Investment Advisory Fees	0.75%
Distribution and Service (12b-1) Fees	0.25%
Other Expenses	0.74%
<b>Total Annual Fund Operating Expenses Before Fee Waivers and Expense Reimbursements</b>	<b>1.74%</b>
Fee Waivers/Reimbursements <sup>1</sup>	-0.06%
<b>Total Annual Fund Operating Expenses After Fee Waivers and Expense Reimbursements</b>	<b>1.68%</b>

<sup>1</sup> ProFund Advisors LLC (“ProFund Advisors”) has contractually agreed to waive Investment Advisory and Management Services Fees and to reimburse Other Expenses to the extent Total Annual Fund Operating Expenses Before Fee Waivers and Expense Reimbursements, as a percentage of average daily net assets, exceed 1.68% through April 30, 2022. After such date, the expense limitation may be terminated or revised by ProFund Advisors. Amounts waived or reimbursed in a particular contractual period may be recouped by ProFund Advisors within three years of the end of that contractual period, however, such recoupment will be limited to the lesser of any expense limitation in place at the time of recoupment or the expense limitation in place at the time of waiver or reimbursement.

**Example:** This example is intended to help you compare the cost of investing in the Fund with the cost of investing in other mutual funds.

The example assumes that you invest \$10,000 in the Fund for the time periods indicated and then redeem all of your shares at the end of each period. The example also assumes that your investment has a 5% return each year and that the Fund’s operating expenses remain the same, except that the fee waiver/expense reimbursement is assumed only to pertain to the first year. It does not reflect separate account or insurance contract fees or charges. If these charges were reflected, expenses would be higher. Although your actual costs may be higher or lower, based on these assumptions your approximate costs would be:

	1 Year	3 Years	5 Years	10 Years
ProFund VP Small-Cap Growth	\$171	\$542	\$938	\$2,047

The Fund pays transaction and financing costs associated with the purchase and sale of securities and derivatives. These costs are not reflected in the table or the example above.

## Portfolio Turnover

The Fund pays transaction costs, such as commissions, when it buys and sells securities (or “turns over” its portfolio). A higher portfolio turnover rate may indicate higher transaction costs. These costs, which are not reflected in the Annual Fund Operating Expenses or in the example above, affect the Fund’s performance. During the most recent fiscal year, the Fund’s annual portfolio turnover rate was 148% of the average value of its entire portfolio. This portfolio turnover rate is calculated without regard to cash instruments or derivatives transactions. If such transactions were included, the Fund’s portfolio turnover rate would be significantly higher.

## Principal Investment Strategies

The Fund invests in financial instruments that ProFund Advisors believes, in combination, should track the performance of the Index. The Index is constructed and maintained by S&P Dow Jones Indices LLC. The Index is designed to provide a comprehensive measure of small-cap U.S. equity “growth” performance. It is an unmanaged float-adjusted, market capitalization-weighted index comprising of stocks from the S&P SmallCap 600 that have been identified as being on the growth end of the growth-value spectrum as determined by S&P Dow Jones Indices LLC. It is a float-adjusted, market capitalization-weighted index of 600 U.S. operating companies. Securities are selected for inclusion in the underlying index by an S&P committee through a process that factors in criteria such as liquidity, price, market capitalization, financial viability, and public float. The Index is published under the Bloomberg ticker symbol “SMLG.”

The Fund will invest principally in the financial instruments set forth below. The Fund expects that its cash balances maintained in connection with the use of financial instruments will typically be held in money market instruments.

- **Equity Securities** — The Fund invests in common stock issued by public companies.
- **Derivatives** — The Fund invests in derivatives, which are financial instruments whose value is derived from the value of an underlying asset or assets, such as stocks, bonds, funds (including exchange-traded funds (“ETFs”)), interest rates or indexes. The Fund invests in derivatives as a substitute for investing directly in stocks in order to gain exposure to the Index. These derivatives principally include:
  - **Swap Agreements** — Contracts entered into primarily with major global financial institutions for a specified period ranging from a day to more than one year. In a standard “swap” transaction, two parties agree to exchange the return (or differentials in rates of return) earned or realized on particular predetermined



investments or instruments. The gross return to be exchanged or “swapped” between the parties is calculated with respect to a “notional amount,” e.g., the return on or change in value of a particular dollar amount invested in a “basket” of securities or an ETF representing a particular index.

- **Futures Contracts** — Standardized contracts traded on, or subject to the rules of, an exchange that call for the future delivery of a specified quantity and type of asset at a specified time and place or, alternatively, may call for cash settlement.
- **Money Market Instruments** — The Fund invests in short-term cash instruments that have a remaining maturity of 397 days or less and exhibit high quality credit profiles, for example:
  - **U.S. Treasury Bills** — U.S. government securities that have initial maturities of one year or less, and are supported by the full faith and credit of the U.S. government.
  - **Repurchase Agreements** — Contracts in which a seller of securities, usually U.S. government securities or other money market instruments, agrees to buy the securities back at a specified time and price. Repurchase agreements are primarily used by the Fund as a short-term investment vehicle for cash positions.

ProFund Advisors uses a mathematical approach to investing. Using this approach, ProFund Advisors determines the type, quantity and mix of investment positions that it believes, in combination, the Fund should hold to produce returns consistent with the Fund’s investment objective. The Fund may invest in or gain exposure to only a representative sample of the securities in the Index or to securities not contained in the Index or in financial instruments, with the intent of obtaining exposure with aggregate characteristics similar to those of the Index. In managing the assets of the Fund, ProFund Advisors does not invest the assets of the Fund in securities or financial instruments based on ProFund Advisors’ view of the investment merit of a particular security, instrument, or company, nor does it conduct conventional investment research or analysis or forecast market movement or trends. The Fund seeks to remain fully invested at all times in securities and/or financial instruments that, in combination, provide exposure to the returns of the Index without regard to market conditions, trends or direction.

The Fund will concentrate or focus its investments in a particular industry or group of industries to approximately the same extent the Index is so concentrated or focused. As of December 31, 2020, the Index was not concentrated in an industry group, but was focused in the information technology, health care, and industrials industry groups.

Please see “Investment Objectives, Principal Investment Strategies and Related Risks” in the Fund’s Prospectus for additional details.

## Principal Risks

### You could lose money by investing in the Fund.

The principal risks described below are intended to provide information about the factors likely to have a significant adverse impact on the Fund’s returns and consequently the value of an investment in the Fund. The risks are presented in an order intended to facilitate readability and their order does not imply that the realization of one risk is more likely to occur than another risk or likely to have a greater adverse impact than another risk.

- **Risks Associated with the Use of Derivatives** — Investing in derivatives may be considered aggressive and may expose the Fund to greater risks and may result in larger losses or smaller gains than investing directly in the reference asset(s) underlying those derivatives. These risks include counterparty risk, liquidity risk and increased correlation risk. When the Fund uses derivatives, there may be imperfect correlation between the value of the reference asset(s) underlying the derivative (e.g., the Index) and the derivative, which may prevent the Fund from achieving its investment objective. Because derivatives often require only a limited initial investment, the use of derivatives also may expose the Fund to losses in excess of those amounts initially invested. The Fund may use a combination of swaps on the Index and swaps on an ETF that is designed to track the performance of the Index. The performance of an ETF may not track the performance of the Index due to embedded costs and other factors. Thus, to the extent the Fund invests in swaps that use an ETF as the reference asset, the Fund may be subject to greater correlation risk and may not achieve as high a degree of correlation with the Index as it would if the Fund only used swaps on the Index. Moreover, with respect to the use of swap agreements, if the Index has a dramatic intraday move that causes a material decline in the Fund’s net assets, the terms of a swap agreement between the Fund and its counterparty may permit the counterparty to immediately close out the transaction with the Fund. In that event, the Fund may be unable to enter into another swap agreement or invest in other derivatives to achieve the desired exposure consistent with the Fund’s investment objective. This, in turn, may prevent the Fund from achieving its investment objective, even if the Index reverses all or a portion of its intraday move by the end of the day. As a result, the value of an investment in the Fund may change quickly and without warning. Any costs associated with using derivatives will also have the effect of lowering the Fund’s return.
- **Correlation Risk** — A number of factors may affect the Fund’s ability to achieve a high degree of correlation with the Index, and there is no guarantee that the Fund will achieve a high degree of correlation. Failure to achieve a high degree of correlation may prevent the Fund from achieving its investment objective.

Factors that may adversely affect the Fund's correlation with the Index include fees, expenses, transaction costs, income items, valuation methodology, accounting standards and disruptions or illiquidity in the markets for the financial instruments in which the Fund invests. The Fund may not have investment exposure to all of the securities in the Index, or its weighting of investment exposure to securities may be different from that of the Index. In addition, the Fund may invest in securities not included in the Index. The Fund may take or refrain from taking positions in order to improve tax efficiency, comply with regulatory restrictions, or for other reasons, each of which may negatively affect the Fund's correlation with the Index. The Fund may also be subject to large movements of assets into and out of the Fund, potentially resulting in the Fund being over- or underexposed to the Index and may be impacted by Index reconstitutions and Index rebalancing events. Additionally, the Fund's underlying investments may trade on markets that may not be open on the same day as the Fund, which may cause a difference between the performance of the Fund and the performance of the Index on such day. Any of these factors could decrease correlation between the performance of the Fund and the Index and may hinder the Fund's ability to meet its investment objective.

- **Counterparty Risk** — Investing in derivatives and repurchase agreements involves entering into contracts with third parties (i.e., counterparties). The use of derivatives involves risks that are different from those associated with ordinary portfolio securities transactions. The Fund will be subject to credit risk (i.e., the risk that a counterparty is or is perceived to be unwilling or unable to make timely payments or otherwise meet its contractual obligations) with respect to the amount it expects to receive from counterparties to derivatives and repurchase agreements entered into by the Fund. If a counterparty becomes bankrupt or fails to perform its obligations, or if any collateral posted by the counterparty for the benefit of the Fund is insufficient or there are delays in the Fund's ability to access such collateral, the value of an investment in the Fund may decline.
- **Exposure to Small- and Mid-Cap Company Investment Risk** — The risk of equity investing may be particularly acute for securities of issuers with smaller market capitalizations. Small- and mid-cap companies may have limited product lines or resources, may be dependent upon a particular market niche and may have greater fluctuations in price than the stocks of larger companies. Small- and mid-cap companies may lack the financial and personnel resources to handle economic or industry-wide setbacks and, as a result, such setbacks could have a greater effect on small- and mid-cap security prices. Additionally, small- and mid-cap company stocks may trade at greater spreads or lower trading volumes, and may be less liquid than the stocks of larger companies. Further, stocks of small- and mid-sized companies could be more difficult to liquidate during market downturns compared to larger, more widely traded companies.
- **Growth Investing Risk** — An investment in growth stocks may be susceptible to rapid price swings, especially during periods of economic uncertainty. Growth stocks typically have little or no dividend income to cushion the effect of adverse market conditions and may be particularly volatile in the event of earnings disappointments or other financial difficulties experienced by the issuer.
- **Equity and Market Risk** — Equity markets are volatile, and the value of securities, swaps, futures and other instruments correlated with equity markets may fluctuate dramatically from day to day. Equity markets are subject to corporate, political, regulatory, market and economic developments, as well as developments that impact specific economic sectors, industries or segments of the market. Further, stocks in the Index may underperform other equity investments. Volatility in the markets and/or market developments may cause the value of an investment in the Fund to decrease over short or long periods of time.
- **Concentration and Focused Investing** — The Index may concentrate (i.e., composed of securities that represent 25 percent or more of the value of the Index) or focus (i.e., composed of securities that represent a substantial portion of its value, but less than 25 percent) in an industry or group of industries. The Fund will allocate its investments to approximately the same extent as the Index. As a result, the Fund may be subject to greater market fluctuations than a fund that is more broadly invested across industries. Financial, economic, business, regulatory conditions, and other developments affecting issuers in a particular industry or group of industries will have a greater effect on the Fund, and if securities of the particular industry or group of industries as a group fall out of favor, the Fund could underperform, or its net asset value may be more volatile than, funds that have greater industry diversification.
- **Natural Disaster/Epidemic Risk** — Natural or environmental disasters, such as earthquakes, fires, floods, hurricanes, tsunamis and other severe weather-related phenomena generally, and widespread disease, including pandemics and epidemics (for example, the novel coronavirus COVID-19), have been and can be highly disruptive to economies and markets and have recently led, and may continue to lead, to increased market volatility and significant market losses. Such natural disaster and health crises could exacerbate political, social, and economic risks, and result in significant breakdowns, delays, shutdowns, social isolation, and other disruptions to important global, local and regional supply chains affected, with potential corresponding results on the operating performance of the Fund and its investments. A climate of uncertainty and panic, including the contagion of infectious viruses or diseases, may adversely affect global, regional, and local economies and reduce the availability of potential investment opportunities, and increases the difficulty of performing due diligence and modeling market conditions, potentially reducing the

accuracy of financial projections. Under these circumstances, the Fund may have difficulty achieving its investment objectives which may adversely impact Fund performance. Further, such events can be highly disruptive to economies and markets, significantly disrupt the operations of individual companies (including, but not limited to, the Fund's investment advisor, third party service providers, and counterparties), sectors, industries, markets, securities and commodity exchanges, currencies, interest and inflation rates, credit ratings, investor sentiment, and other factors affecting the value of the Fund's investments. These factors can cause substantial market volatility, exchange trading suspensions and closures, changes in the availability of and the margin requirements for certain instruments, and can impact the ability of the Fund to complete redemptions and otherwise affect Fund performance and Fund trading in the secondary market. A widespread crisis would also affect the global economy in ways that cannot necessarily be foreseen. How long such events will last and whether they will continue or recur cannot be predicted. Impacts from these could have a significant impact on the Fund's performance, resulting in losses to your investment.

• **Risk that Current Assumptions and Expectations Could Become Outdated As a Result of Global Economic Shock** —

The onset of the novel coronavirus (COVID-19) has caused significant shocks to global financial markets and economies, with many governments taking extreme actions to slow and contain the spread of COVID-19. These actions have had, and likely will continue to have, a severe economic impact on global economies as economic activity in some instances has essentially ceased. Financial markets across the globe are experiencing severe distress at least equal to what was experienced during the global financial crisis in 2008. In March 2020, U.S. equity markets entered a bear market in the fastest such move in the history of U.S. financial markets. During much of 2020, the unemployment rate in the U.S. was extremely high by historical standards. It is not possible to predict when unemployment and market conditions will return to more normal levels. The global economic shocks being experienced as of the date hereof may cause the underlying assumptions and expectations of the Fund to become outdated quickly or inaccurate, resulting in significant losses.

- **Index Performance Risk** — The Index is maintained by a third party provider unaffiliated with the Fund or ProFund Advisors. There can be no guarantee or assurance that the methodology used by the third party provider to create the Index will result in the Fund achieving positive returns. Further, there can be no guarantee that the methodology underlying the Index or the daily calculation of the Index will be free from error. It is also possible that the value of the Index may be subject to intentional manipulation by third-party market participants. The Index used by the Fund may underperform other asset classes and may underperform

other similar indices. Each of these factors could have a negative impact on the performance of the Fund.

- **Active Investor Risk** — The Fund permits short-term trading of its securities. A significant portion of assets invested in the Fund may come from professional money managers and investors who use the Fund as part of active trading or tactical asset allocation strategies. These strategies often call for frequent trading to take advantage of anticipated changes in market conditions, which could increase portfolio turnover and may result in additional costs for the Fund. In addition, large movements of assets into and out of the Fund may have a negative impact on the Fund's ability to achieve its investment objective or maintain a consistent level of operating expenses. In certain circumstances, the Fund's expense ratio may vary from current estimates or the historical ratio disclosed in this Prospectus.
- **Early Close/Late Close/Trading Halt Risk** — An exchange or market may close early, close late or issue trading halts on specific securities or financial instruments. As a result, the ability to trade certain securities or financial instruments may be restricted, which may result in the Fund being unable to trade those and other related financial instruments at all. In these circumstances, the Fund may be unable to rebalance its portfolio, may be unable to accurately price its investments and/or may incur substantial trading losses.
- **Liquidity Risk** — In certain circumstances, such as the disruption of the orderly markets for the financial instruments in which the Fund invests, the Fund might not be able to acquire or dispose of certain holdings quickly or at prices that represent true market value in the judgment of ProFund Advisors. Markets for the financial instruments in which the Fund invests may be disrupted by a number of events, including but not limited to economic crises, political crises, health crises, natural disasters, excessive volatility, new legislation, or regulatory changes inside or outside of the U.S. For example, regulation limiting the ability of certain financial institutions to invest in certain financial instruments would likely reduce the liquidity of those instruments. These situations may prevent the Fund from limiting losses, realizing gains or achieving a high correlation with the Index.
- **Portfolio Turnover Risk** — The Fund may incur high portfolio turnover to manage the Fund's investment exposure. Additionally, active trading of the Fund's shares may cause more frequent purchase and sales activities that could, in certain circumstances, increase the number of portfolio transactions. High levels of portfolio transactions increase brokerage and other transaction costs and may result in increased taxable capital gains. Each of these factors could have a negative impact on the performance of the Fund.
- **Tax Risk** — In order to qualify for the special tax treatment accorded a regulated investment company ("RIC") and its shareholders, the Fund must derive at least 90% of its gross

income for each taxable year from “qualifying income,” meet certain asset diversification tests at the end of each taxable quarter, and meet annual distribution requirements. The Fund’s pursuit of its investment strategies will potentially be limited by the Fund’s intention to qualify for such treatment and could adversely affect the Fund’s ability to so qualify. The Fund can make certain investments, the treatment of which for these purposes is unclear. If, in any year, the Fund were to fail to qualify for the special tax treatment accorded a RIC and its shareholders, and were ineligible to or were not to cure such failure, the Fund would be taxed in the same manner as an ordinary corporation subject to U.S. federal income tax on all its income at the fund level. The resulting taxes could substantially reduce the Fund’s net assets and the amount of income available for distribution. In addition, in order to requalify for taxation as a RIC, the Fund could be required to recognize unrealized gains, pay substantial taxes and interest, and make certain distributions. Please see the Statement of Additional Information for more information.

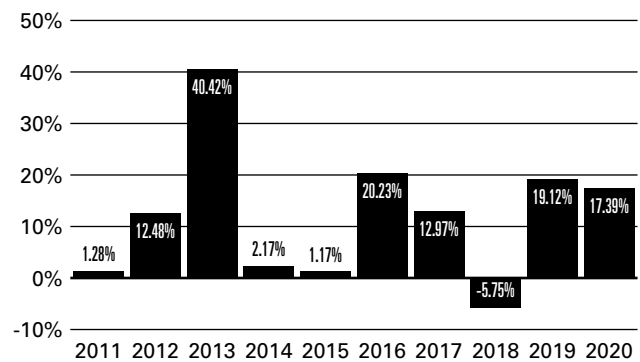
- **Valuation Risk** — In certain circumstances (e.g., if ProFund Advisors believes market quotations do not accurately reflect the fair value of an investment, or a trading halt closes an exchange or market early), ProFund Advisors may, in its sole discretion, choose to determine a fair value price as the basis for determining the market value of such investment for such day. The fair value of an investment determined by ProFund Advisors may be different from other value determinations of the same investment. Portfolio investments that are valued using techniques other than market quotations, including “fair valued” investments, may be subject to greater fluctuation in their value from one day to the next than would be the case if market quotations were used. In addition, there is no assurance that the Fund could sell a portfolio investment for the value established for it at any time, and it is possible that the Fund would incur a loss because a portfolio investment is sold at a discount to its established value.

Please see “Investment Objectives, Principal Investment Strategies and Related Risks” in the Fund’s Prospectus for additional details.

## Investment Results

The bar chart below shows how the Fund’s investment results have varied from year to year, and the table shows how the Fund’s average annual total returns for various periods compare with a broad measure of market performance. This information provides some indication of the risks of investing in the Fund. The Fund’s performance information reflects applicable fee waivers and/or expense limitations in effect during the period presented. Absent such fee waivers/expense limitations, if any, performance would have been lower. It does not reflect charges and fees associated with a separate account that invests in the Fund or any insurance contract for which it is an investment option. Charges and fees will reduce returns. Past results are not predictive of future results.

## Annual Returns as of December 31



Best Quarter (ended 12/31/2020): **29.23%**

Worst Quarter (ended 3/31/2020): **-28.45%**

The year-to-date return as of the most recent quarter, which ended March 31, 2021, was 11.82%.

## Average Annual Total Returns

As of December 31, 2020

	One Year	Five Years	Ten Years	Inception Date
ProFund VP Small-Cap Growth	17.39%	12.35%	11.46%	5/1/2002
<b>S&amp;P SmallCap 600® Growth Index<sup>1</sup></b>	<b>19.60%</b>	<b>14.28%</b>	<b>13.43%</b>	

1 Reflects no deduction for fees, expenses or taxes. Adjusted to reflect the reinvestment of dividends paid by issuers in the Index.

## Management

The Fund is advised by ProFund Advisors. Michael Neches, Senior Portfolio Manager, and Devin Sullivan, Portfolio Manager, have jointly and primarily managed the Fund since October 2013 and March 2018, respectively.

## Purchase and Sale of Fund Shares

Shares are available for purchase by insurance company separate accounts to serve as an investment medium for variable insurance contracts, and by qualified pension and retirement plans, certain insurance companies, and ProFund Advisors. Investors do not contact the Fund directly to purchase or redeem shares. Please refer to the prospectus of the relevant separate account for information on the allocation of premiums and on transfers of accumulated value among sub-accounts of the separate accounts that invest in the Fund.

## Tax Information

The Fund normally distributes its net investment income and net realized capital gains, if any, to its shareholders. If you are a holder of a contract or policy that invests in the Fund through an insurance company separate account, then these distributions will generally not be taxable to you; please consult the prospectus or other information provided to you by the insurance company

regarding the tax consequences of your contract or policy. If you are a holder of such a contract or policy, or if you are investing through a pension or retirement plan that is a tax-advantaged arrangement, you may be taxed later upon distributions with respect to or from those contracts or arrangements. The Fund intends to distribute income, if any, and capital gains, if any, at least annually.

#### **Payments to Insurance Companies and Other Financial Intermediaries**

The Fund or its distributor (and related companies) may pay insurance companies, which in turn may pay broker-dealers or

other financial intermediaries (such as banks and insurance companies, or their related companies) for the sale and retention of variable contracts and/or policies which offer Fund shares. These payments may create a conflict of interest for a financial intermediary selling such variable contracts and/or policies, or may be a factor in the insurance company's decision to include the Fund as an investment option in its variable contract or policy. For more information, ask your financial advisor, visit your financial intermediary's website or consult the prospectus for the contract or policy.



## Investment Objective

ProFund VP Small-Cap Value (the “Fund”) seeks investment results, before fees and expenses, that track the performance of the S&P SmallCap 600<sup>®</sup> Value Index (the “Index”).

## Fees and Expenses of the Fund

The table below describes the fees and expenses that you may pay if you buy, hold, and sell shares of the Fund. The expenses shown do not reflect charges or fees associated with insurance company separate accounts or insurance contracts, which would have the effect of increasing overall expenses. Annuity and policy holders should consult the prospectus for their contract or policy for more information about such charges and fees.

### Annual Fund Operating Expenses

(expenses that you pay each year as a percentage of the value of your investment)

Investment Advisory Fees	0.75%
Distribution and Service (12b-1) Fees	0.25%
Other Expenses	0.78%

### Total Annual Fund Operating Expenses Before Fee

<b>Waivers and Expense Reimbursements</b>	1.78%
Fee Waivers/Reimbursements <sup>1</sup>	-0.10%

### Total Annual Fund Operating Expenses After Fee

<b>Waivers and Expense Reimbursements</b>	<b>1.68%</b>
-------------------------------------------	--------------

<sup>1</sup> ProFund Advisors LLC (“ProFund Advisors”) has contractually agreed to waive Investment Advisory and Management Services Fees and to reimburse Other Expenses to the extent Total Annual Fund Operating Expenses Before Fee Waivers and Expense Reimbursements, as a percentage of average daily net assets, exceed 1.68% through April 30, 2022. After such date, the expense limitation may be terminated or revised by ProFund Advisors. Amounts waived or reimbursed in a particular contractual period may be recouped by ProFund Advisors within three years of the end of that contractual period, however, such recoupment will be limited to the lesser of any expense limitation in place at the time of recoupment or the expense limitation in place at the time of waiver or reimbursement.

**Example:** This example is intended to help you compare the cost of investing in the Fund with the cost of investing in other mutual funds.

The example assumes that you invest \$10,000 in the Fund for the time periods indicated and then redeem all of your shares at the end of each period. The example also assumes that your investment has a 5% return each year and that the Fund’s operating expenses remain the same, except that the fee waiver/expense reimbursement is assumed only to pertain to the first year. It does not reflect separate account or insurance contract fees or charges. If these charges were reflected, expenses would be higher. Although your actual costs may be higher or lower, based on these assumptions your approximate costs would be:

	1 Year	3 Years	5 Years	10 Years
ProFund VP Small-Cap Value	\$171	\$551	\$955	\$2,086

The Fund pays transaction and financing costs associated with the purchase and sale of securities and derivatives. These costs are not reflected in the table or the example above.

## Portfolio Turnover

The Fund pays transaction costs, such as commissions, when it buys and sells securities (or “turns over” its portfolio). A higher portfolio turnover rate may indicate higher transaction costs. These costs, which are not reflected in the Annual Fund Operating Expenses or in the example above, affect the Fund’s performance. During the most recent fiscal year, the Fund’s annual portfolio turnover rate was 192% of the average value of its entire portfolio. This portfolio turnover rate is calculated without regard to cash instruments or derivatives transactions. If such transactions were included, the Fund’s portfolio turnover rate would be significantly higher.

## Principal Investment Strategies

The Fund invests in financial instruments that ProFund Advisors believes, in combination, should track the performance of the Index. The Index is constructed and maintained by S&P Dow Jones Indices LLC. The Index is designed to provide a comprehensive measure of small-cap U.S. equity “value” performance. It is an unmanaged float-adjusted, market capitalization-weighted index comprising of stocks from the S&P SmallCap 600 that have been identified as being on the value end of the growth-value spectrum as determined by S&P Dow Jones Indices LLC. It is a float adjusted, market capitalization weighted index of 600 U.S. operating companies. Securities are selected for inclusion in the underlying index by an S&P committee through a process that factors in criteria such as liquidity, price, market capitalization, financial viability, and public float. The Index is published under the Bloomberg ticker symbol “SMLV.”

The Fund will invest principally in the financial instruments set forth below. The Fund expects that its cash balances maintained in connection with the use of financial instruments will typically be held in money market instruments.

- **Equity Securities** — The Fund invests in common stock issued by public companies.
- **Derivatives** — The Fund invests in derivatives, which are financial instruments whose value is derived from the value of an underlying asset or assets, such as stocks, bonds, funds (including exchange-traded funds (“ETFs”)), interest rates or indexes. The Fund invests in derivatives as a substitute for investing directly in stocks in order to gain exposure to the Index. These derivatives principally include:
  - **Swap Agreements** — Contracts entered into primarily with major global financial institutions for a specified period ranging from a day to more than one year. In a standard “swap” transaction, two parties agree to exchange the return (or differentials in rates of return) earned or realized on particular predetermined investments or instruments. The gross return to be

exchanged or “swapped” between the parties is calculated with respect to a “notional amount,” e.g., the return on or change in value of a particular dollar amount invested in a “basket” of securities or an ETF representing a particular index.

- **Futures Contracts** — Standardized contracts traded on, or subject to the rules of, an exchange that call for the future delivery of a specified quantity and type of asset at a specified time and place or, alternatively, may call for cash settlement.
- **Money Market Instruments** — The Fund invests in short-term cash instruments that have a remaining maturity of 397 days or less and exhibit high quality credit profiles, for example:
  - **U.S. Treasury Bills** — U.S. government securities that have initial maturities of one year or less, and are supported by the full faith and credit of the U.S. government.
  - **Repurchase Agreements** — Contracts in which a seller of securities, usually U.S. government securities or other money market instruments, agrees to buy the securities back at a specified time and price. Repurchase agreements are primarily used by the Fund as a short-term investment vehicle for cash positions.

ProFund Advisors uses a mathematical approach to investing. Using this approach, ProFund Advisors determines the type, quantity and mix of investment positions that it believes, in combination, the Fund should hold to produce returns consistent with the Fund’s investment objective. The Fund may invest in or gain exposure to only a representative sample of the securities in the Index or to securities not contained in the Index or in financial instruments, with the intent of obtaining exposure with aggregate characteristics similar to those of the Index. In managing the assets of the Fund, ProFund Advisors does not invest the assets of the Fund in securities or financial instruments based on ProFund Advisors’ view of the investment merit of a particular security, instrument, or company, nor does it conduct conventional investment research or analysis or forecast market movement or trends. The Fund seeks to remain fully invested at all times in securities and/or financial instruments that, in combination, provide exposure to the returns of the Index without regard to market conditions, trends or direction.

The Fund will concentrate or focus its investments in a particular industry or group of industries to approximately the same extent the Index is so concentrated or focused. As of December 31, 2020, the Index was not concentrated in an industry group, but was focused in the financials and industrials industry groups.

Please see “Investment Objectives, Principal Investment Strategies and Related Risks” in the Fund’s Prospectus for additional details.

## Principal Risks

**You could lose money by investing in the Fund.**

The principal risks described below are intended to provide information about the factors likely to have a significant adverse impact on the Fund’s returns and consequently the value of an investment in the Fund. The risks are presented in an order intended to facilitate readability and their order does not imply that the realization of one risk is more likely to occur than another risk or likely to have a greater adverse impact than another risk.

- **Risks Associated with the Use of Derivatives** — Investing in derivatives may be considered aggressive and may expose the Fund to greater risks and may result in larger losses or smaller gains than investing directly in the reference asset(s) underlying those derivatives. These risks include counterparty risk, liquidity risk and increased correlation risk. When the Fund uses derivatives, there may be imperfect correlation between the value of the reference asset(s) underlying the derivative (e.g., the Index) and the derivative, which may prevent the Fund from achieving its investment objective. Because derivatives often require only a limited initial investment, the use of derivatives also may expose the Fund to losses in excess of those amounts initially invested. The Fund may use a combination of swaps on the Index and swaps on an ETF that is designed to track the performance of the Index. The performance of an ETF may not track the performance of the Index due to embedded costs and other factors. Thus, to the extent the Fund invests in swaps that use an ETF as the reference asset, the Fund may be subject to greater correlation risk and may not achieve as high a degree of correlation with the Index as it would if the Fund only used swaps on the Index. Moreover, with respect to the use of swap agreements, if the Index has a dramatic intraday move that causes a material decline in the Fund’s net assets, the terms of a swap agreement between the Fund and its counterparty may permit the counterparty to immediately close out the transaction with the Fund. In that event, the Fund may be unable to enter into another swap agreement or invest in other derivatives to achieve the desired exposure consistent with the Fund’s investment objective. This, in turn, may prevent the Fund from achieving its investment objective, even if the Index reverses all or a portion of its intraday move by the end of the day. As a result, the value of an investment in the Fund may change quickly and without warning. Any costs associated with using derivatives will also have the effect of lowering the Fund’s return.

- **Correlation Risk** — A number of factors may affect the Fund’s ability to achieve a high degree of correlation with the Index, and there is no guarantee that the Fund will achieve a high degree of correlation. Failure to achieve a high degree of correlation may prevent the Fund from achieving its investment objective.

Factors that may adversely affect the Fund’s correlation with the Index include fees, expenses, transaction costs, income items, valuation methodology, accounting standards and disruptions or illiquidity in the markets for the financial

instruments in which the Fund invests. The Fund may not have investment exposure to all of the securities in the Index, or its weighting of investment exposure to securities may be different from that of the Index. In addition, the Fund may invest in securities not included in the Index. The Fund may take or refrain from taking positions in order to improve tax efficiency, comply with regulatory restrictions, or for other reasons, each of which may negatively affect the Fund's correlation with the Index. The Fund may also be subject to large movements of assets into and out of the Fund, potentially resulting in the Fund being over- or underexposed to the Index and may be impacted by Index reconstitutions and Index rebalancing events. Additionally, the Fund's underlying investments may trade on markets that may not be open on the same day as the Fund, which may cause a difference between the performance of the Fund and the performance of the Index on such day. Any of these factors could decrease correlation between the performance of the Fund and the Index and may hinder the Fund's ability to meet its investment objective.

- **Counterparty Risk** — Investing in derivatives and repurchase agreements involves entering into contracts with third parties (i.e., counterparties). The use of derivatives involves risks that are different from those associated with ordinary portfolio securities transactions. The Fund will be subject to credit risk (i.e., the risk that a counterparty is or is perceived to be unwilling or unable to make timely payments or otherwise meet its contractual obligations) with respect to the amount it expects to receive from counterparties to derivatives and repurchase agreements entered into by the Fund. If a counterparty becomes bankrupt or fails to perform its obligations, or if any collateral posted by the counterparty for the benefit of the Fund is insufficient or there are delays in the Fund's ability to access such collateral, the value of an investment in the Fund may decline.
- **Exposure to Small- and Mid-Cap Company Investment Risk** — The risk of equity investing may be particularly acute for securities of issuers with smaller market capitalizations. Small- and mid-cap companies may have limited product lines or resources, may be dependent upon a particular market niche and may have greater fluctuations in price than the stocks of larger companies. Small- and mid-cap companies may lack the financial and personnel resources to handle economic or industry-wide setbacks and, as a result, such setbacks could have a greater effect on small- and mid-cap security prices. Additionally, small- and mid-cap company stocks may trade at greater spreads or lower trading volumes, and may be less liquid than the stocks of larger companies. Further, stocks of small- and mid-sized companies could be more difficult to liquidate during market downturns compared to larger, more widely traded companies.
- **Value Investing Risk** — Value investing carries the risk that the market will not recognize a security's intrinsic value for a long time, or that a stock deemed to be undervalued by the

relevant index methodology may actually be appropriately priced or overvalued.

- **Equity and Market Risk** — Equity markets are volatile, and the value of securities, swaps, futures and other instruments correlated with equity markets may fluctuate dramatically from day to day. Equity markets are subject to corporate, political, regulatory, market and economic developments, as well as developments that impact specific economic sectors, industries or segments of the market. Further, stocks in the Index may underperform other equity investments. Volatility in the markets and/or market developments may cause the value of an investment in the Fund to decrease over short or long periods of time.
- **Concentration and Focused Investing** — The Index may concentrate (i.e., composed of securities that represent 25 percent or more of the value of the Index) or focus (i.e., composed of securities that represent a substantial portion of its value, but less than 25 percent) in an industry or group of industries. The Fund will allocate its investments to approximately the same extent as the Index. As a result, the Fund may be subject to greater market fluctuations than a fund that is more broadly invested across industries. Financial, economic, business, regulatory conditions, and other developments affecting issuers in a particular industry or group of industries will have a greater effect on the Fund, and if securities of the particular industry or group of industries as a group fall out of favor, the Fund could underperform, or its net asset value may be more volatile than, funds that have greater industry diversification.
- **Natural Disaster/Epidemic Risk** — Natural or environmental disasters, such as earthquakes, fires, floods, hurricanes, tsunamis and other severe weather-related phenomena generally, and widespread disease, including pandemics and epidemics (for example, the novel coronavirus COVID-19), have been and can be highly disruptive to economies and markets and have recently led, and may continue to lead, to increased market volatility and significant market losses. Such natural disaster and health crises could exacerbate political, social, and economic risks, and result in significant breakdowns, delays, shutdowns, social isolation, and other disruptions to important global, local and regional supply chains affected, with potential corresponding results on the operating performance of the Fund and its investments. A climate of uncertainty and panic, including the contagion of infectious viruses or diseases, may adversely affect global, regional, and local economies and reduce the availability of potential investment opportunities, and increases the difficulty of performing due diligence and modeling market conditions, potentially reducing the accuracy of financial projections. Under these circumstances, the Fund may have difficulty achieving its investment objectives which may adversely impact Fund performance. Further, such events can be highly disruptive to economies and markets, significantly disrupt the operations of individual

companies (including, but not limited to, the Fund's investment advisor, third party service providers, and counterparties), sectors, industries, markets, securities and commodity exchanges, currencies, interest and inflation rates, credit ratings, investor sentiment, and other factors affecting the value of the Fund's investments. These factors can cause substantial market volatility, exchange trading suspensions and closures, changes in the availability of and the margin requirements for certain instruments, and can impact the ability of the Fund to complete redemptions and otherwise affect Fund performance and Fund trading in the secondary market. A widespread crisis would also affect the global economy in ways that cannot necessarily be foreseen. How long such events will last and whether they will continue or recur cannot be predicted. Impacts from these could have a significant impact on the Fund's performance, resulting in losses to your investment.

• **Risk that Current Assumptions and Expectations Could Become Outdated As a Result of Global Economic Shock** —

The onset of the novel coronavirus (COVID-19) has caused significant shocks to global financial markets and economies, with many governments taking extreme actions to slow and contain the spread of COVID-19. These actions have had, and likely will continue to have, a severe economic impact on global economies as economic activity in some instances has essentially ceased. Financial markets across the globe are experiencing severe distress at least equal to what was experienced during the global financial crisis in 2008. In March 2020, U.S. equity markets entered a bear market in the fastest such move in the history of U.S. financial markets. During much of 2020, the unemployment rate in the U.S. was extremely high by historical standards. It is not possible to predict when unemployment and market conditions will return to more normal levels. The global economic shocks being experienced as of the date hereof may cause the underlying assumptions and expectations of the Fund to become outdated quickly or inaccurate, resulting in significant losses.

• **Index Performance Risk** — The Index is maintained by a third party provider unaffiliated with the Fund or ProFund Advisors. There can be no guarantee or assurance that the methodology used by the third party provider to create the Index will result in the Fund achieving positive returns. Further, there can be no guarantee that the methodology underlying the Index or the daily calculation of the Index will be free from error. It is also possible that the value of the Index may be subject to intentional manipulation by third-party market participants. The Index used by the Fund may underperform other asset classes and may underperform other similar indices. Each of these factors could have a negative impact on the performance of the Fund.

• **Active Investor Risk** — The Fund permits short-term trading of its securities. A significant portion of assets invested in the Fund may come from professional money managers and

investors who use the Fund as part of active trading or tactical asset allocation strategies. These strategies often call for frequent trading to take advantage of anticipated changes in market conditions, which could increase portfolio turnover and may result in additional costs for the Fund. In addition, large movements of assets into and out of the Fund may have a negative impact on the Fund's ability to achieve its investment objective or maintain a consistent level of operating expenses. In certain circumstances, the Fund's expense ratio may vary from current estimates or the historical ratio disclosed in this Prospectus.

• **Early Close/Late Close/Trading Halt Risk** — An exchange or market may close early, close late or issue trading halts on specific securities or financial instruments. As a result, the ability to trade certain securities or financial instruments may be restricted, which may result in the Fund being unable to trade those and other related financial instruments at all. In these circumstances, the Fund may be unable to rebalance its portfolio, may be unable to accurately price its investments and/or may incur substantial trading losses.

• **Liquidity Risk** — In certain circumstances, such as the disruption of the orderly markets for the financial instruments in which the Fund invests, the Fund might not be able to acquire or dispose of certain holdings quickly or at prices that represent true market value in the judgment of ProFund Advisors. Markets for the financial instruments in which the Fund invests may be disrupted by a number of events, including but not limited to economic crises, political crises, health crises, natural disasters, excessive volatility, new legislation, or regulatory changes inside or outside of the U.S. For example, regulation limiting the ability of certain financial institutions to invest in certain financial instruments would likely reduce the liquidity of those instruments. These situations may prevent the Fund from limiting losses, realizing gains or achieving a high correlation with the Index.

• **Portfolio Turnover Risk** — The Fund may incur high portfolio turnover to manage the Fund's investment exposure. Additionally, active trading of the Fund's shares may cause more frequent purchase and sales activities that could, in certain circumstances, increase the number of portfolio transactions. High levels of portfolio transactions increase brokerage and other transaction costs and may result in increased taxable capital gains. Each of these factors could have a negative impact on the performance of the Fund.

• **Tax Risk** — In order to qualify for the special tax treatment accorded a regulated investment company ("RIC") and its shareholders, the Fund must derive at least 90% of its gross income for each taxable year from "qualifying income," meet certain asset diversification tests at the end of each taxable quarter, and meet annual distribution requirements. The Fund's pursuit of its investment strategies will potentially be limited by the Fund's intention to qualify for such treatment and could adversely affect the Fund's ability to so qualify. The



Fund can make certain investments, the treatment of which for these purposes is unclear. If, in any year, the Fund were to fail to qualify for the special tax treatment accorded a RIC and its shareholders, and were ineligible to or were not to cure such failure, the Fund would be taxed in the same manner as an ordinary corporation subject to U.S. federal income tax on all its income at the fund level. The resulting taxes could substantially reduce the Fund's net assets and the amount of income available for distribution. In addition, in order to requalify for taxation as a RIC, the Fund could be required to recognize unrealized gains, pay substantial taxes and interest, and make certain distributions. Please see the Statement of Additional Information for more information.

- **Valuation Risk** — In certain circumstances (e.g., if ProFund Advisors believes market quotations do not accurately reflect the fair value of an investment, or a trading halt closes an exchange or market early), ProFund Advisors may, in its sole discretion, choose to determine a fair value price as the basis for determining the market value of such investment for such day. The fair value of an investment determined by ProFund Advisors may be different from other value determinations of the same investment. Portfolio investments that are valued using techniques other than market quotations, including "fair valued" investments, may be subject to greater fluctuation in their value from one day to the next than would be the case if market quotations were used. In addition, there is no assurance that the Fund could sell a portfolio investment for the value established for it at any time, and it is possible that the Fund would incur a loss because a portfolio investment is sold at a discount to its established value.

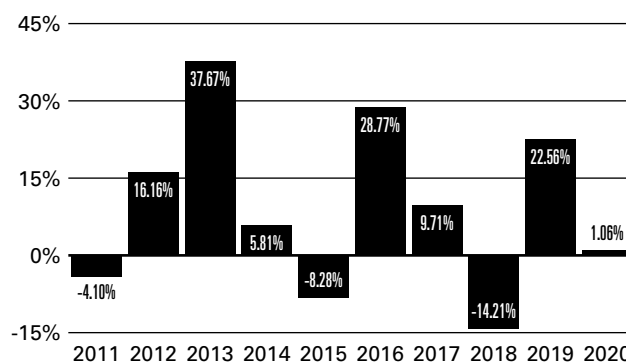
Please see "Investment Objectives, Principal Investment Strategies and Related Risks" in the Fund's Prospectus for additional details.

## Investment Results

The bar chart below shows how the Fund's investment results have varied from year to year, and the table shows how the Fund's average annual total returns for various periods compare with a broad measure of market performance. This information provides some indication of the risks of investing in the Fund. The Fund's performance information reflects applicable fee waivers and/or expense limitations in effect during the period presented. Absent such fee waivers/expense limitations, if any, performance would have been lower. It does not reflect charges and fees associated with a separate account that invests in the Fund or any insurance contract for which it is an investment

option. Charges and fees will reduce returns. Past results are not predictive of future results.

### Annual Returns as of December 31



Best Quarter (ended 12/31/2020): **32.36%**

Worst Quarter (ended 3/31/2020): **-37.52%**

The year-to-date return as of the most recent quarter, which ended March 31, 2021, was 23.67%.

### Average Annual Total Returns

As of December 31, 2020

	One Year	Five Years	Ten Years	Inception Date
ProFund VP Small-Cap Value	1.06%	8.46%	8.37%	5/1/2002
<b>S&amp;P SmallCap 600® Value Index<sup>1</sup></b>	<b>2.53%</b>	<b>10.31%</b>	<b>10.34%</b>	

<sup>1</sup> Reflects no deduction for fees, expenses or taxes. Adjusted to reflect the reinvestment of dividends paid by issuers in the Index.

## Management

The Fund is advised by ProFund Advisors. Michael Neches, Senior Portfolio Manager, and Devin Sullivan, Portfolio Manager, have jointly and primarily managed the Fund since October 2013 and March 2018, respectively.

## Purchase and Sale of Fund Shares

Shares are available for purchase by insurance company separate accounts to serve as an investment medium for variable insurance contracts, and by qualified pension and retirement plans, certain insurance companies, and ProFund Advisors. Investors do not contact the Fund directly to purchase or redeem shares. Please refer to the prospectus of the relevant separate account for information on the allocation of premiums and on



transfers of accumulated value among sub-accounts of the separate accounts that invest in the Fund.

### **Tax Information**

The Fund normally distributes its net investment income and net realized capital gains, if any, to its shareholders. If you are a holder of a contract or policy that invests in the Fund through an insurance company separate account, then these distributions will generally not be taxable to you; please consult the prospectus or other information provided to you by the insurance company regarding the tax consequences of your contract or policy. If you are a holder of such a contract or policy, or if you are investing through a pension or retirement plan that is a tax-advantaged arrangement, you may be taxed later upon distributions with respect to or from those contracts or arrangements. The Fund intends to distribute income, if any, and capital gains, if any, at least annually.

### **Payments to Insurance Companies and Other Financial Intermediaries**

The Fund or its distributor (and related companies) may pay insurance companies, which in turn may pay broker-dealers or other financial intermediaries (such as banks and insurance companies, or their related companies) for the sale and retention of variable contracts and/or policies which offer Fund shares. These payments may create a conflict of interest for a financial intermediary selling such variable contracts and/or policies, or may be a factor in the insurance company's decision to include the Fund as an investment option in its variable contract or policy. For more information, ask your financial advisor, visit your financial intermediary's website or consult the prospectus for the contract or policy.

## Investment Objective

ProFund VP Technology (the “Fund”) seeks investment results, before fees and expenses, that track the performance of the Dow Jones U.S. Technology<sup>SM</sup> Index (the “Index”).

## Fees and Expenses of the Fund

The table below describes the fees and expenses that you may pay if you buy, hold, and sell shares of the Fund. The expenses shown do not reflect charges or fees associated with insurance company separate accounts or insurance contracts, which would have the effect of increasing overall expenses. Annuity and policy holders should consult the prospectus for their contract or policy for more information about such charges and fees.

### Annual Fund Operating Expenses

(expenses that you pay each year as a percentage of the value of your investment)

Investment Advisory Fees	0.75%
Distribution and Service (12b-1) Fees	0.25%
Other Expenses	0.65%
<b>Total Annual Fund Operating Expenses<sup>1</sup></b>	<b>1.65%</b>

<sup>1</sup> ProFund Advisors LLC (“ProFund Advisors”) has contractually agreed to waive Investment Advisory and Management Services Fees and to reimburse Other Expenses to the extent Total Annual Fund Operating Expenses Before Fee Waivers and Expense Reimbursements, as a percentage of average daily net assets, exceed 1.68% through April 30, 2022. After such date, the expense limitation may be terminated or revised by ProFund Advisors. Amounts waived or reimbursed in a particular contractual period may be recouped by ProFund Advisors within three years of the end of that contractual period, however, such recoupment will be limited to the lesser of any expense limitation in place at the time of recoupment or the expense limitation in place at the time of waiver or reimbursement.

**Example:** This example is intended to help you compare the cost of investing in the Fund with the cost of investing in other mutual funds.

The example assumes that you invest \$10,000 in the Fund for the time periods indicated and then redeem all of your shares at the end of each period. The example also assumes that your investment has a 5% return each year and that the Fund’s operating expenses remain the same. It does not reflect separate account or insurance contract fees or charges. If these charges were reflected, expenses would be higher. Although your actual costs may be higher or lower, based on these assumptions your approximate costs would be:

	1Year	3Years	5Years	10Years
ProFund VP Technology	\$168	\$520	\$897	\$1,955

The Fund pays transaction and financing costs associated with the purchase and sale of securities. These costs are not reflected in the table or the example above.

## Portfolio Turnover

The Fund pays transaction costs, such as commissions, when it buys and sells securities (or “turns over” its portfolio). A higher

portfolio turnover rate may indicate higher transaction costs. These costs, which are not reflected in the Annual Fund Operating Expenses or in the example above, affect the Fund’s performance. During the most recent fiscal year, the Fund’s annual portfolio turnover rate was 187% of the average value of its entire portfolio.

## Principal Investment Strategies

The Fund invests in securities that ProFund Advisors believes, in combination, should track the performance of the Index. The Index is constructed and maintained by S&P Dow Jones Indices LLC. The Index seeks to measure the performance of certain companies in the technology industry of the U.S. equity market. Component companies include, among others, those involved in computers and office equipment, software, communications technology, semiconductors, diversified technology services and Internet services. The Index is published under the Bloomberg ticker symbol “DJJUSTC.”

The Fund will invest principally in the financial instruments set forth below.

- **Equity Securities** — The Fund invests in common stock issued by public companies.

ProFund Advisors uses a mathematical approach to investing. Using this approach, ProFund Advisors determines the type, quantity and mix of investment positions that it believes, in combination, the Fund should hold to produce returns consistent with the Fund’s investment objective. The Fund may invest in or gain exposure to only a representative sample of the securities in the Index or to securities not contained in the Index or in financial instruments, with the intent of obtaining exposure with aggregate characteristics similar to those of the Index. In managing the assets of the Fund, ProFund Advisors does not invest the assets of the Fund in securities or financial instruments based on ProFund Advisors’ view of the investment merit of a particular security, instrument, or company, nor does it conduct conventional investment research or analysis or forecast market movement or trends. The Fund seeks to remain fully invested at all times in securities and/or financial instruments that, in combination, provide exposure to the returns of the Index without regard to market conditions, trends or direction.

The Fund will concentrate or focus its investments in a particular industry or group of industries to approximately the same extent the Index is so concentrated or focused. As of December 31, 2020, the Index was concentrated in the software & services industry group and was focused in the technology hardware & equipment, semiconductors & semiconductor equipment, and media & entertainment industry groups.

Please see “Investment Objectives, Principal Investment Strategies and Related Risks” in the Fund’s Prospectus for additional details.

## Principal Risks

**You could lose money by investing in the Fund.**

The principal risks described below are intended to provide information about the factors likely to have a significant adverse impact on the Fund's returns and consequently the value of an investment in the Fund. The risks are presented in an order intended to facilitate readability and their order does not imply that the realization of one risk is more likely to occur than another risk or likely to have a greater adverse impact than another risk.

- **Correlation Risk** — A number of factors may affect the Fund's ability to achieve a high degree of correlation with the Index, and there is no guarantee that the Fund will achieve a high degree of correlation. Failure to achieve a high degree of correlation may prevent the Fund from achieving its investment objective.

Factors that may adversely affect the Fund's correlation with the Index include fees, expenses, transaction costs, income items, valuation methodology, accounting standards and disruptions or illiquidity in the markets for the financial instruments in which the Fund invests. The Fund may not have investment exposure to all of the securities in the Index, or its weighting of investment exposure to securities may be different from that of the Index. In addition, the Fund may invest in securities not included in the Index. The Fund may take or refrain from taking positions in order to improve tax efficiency, comply with regulatory restrictions, or for other reasons, each of which may negatively affect the Fund's correlation with the Index. The Fund may also be subject to large movements of assets into and out of the Fund, potentially resulting in the Fund being over- or underexposed to the Index and may be impacted by Index reconstitutions and Index rebalancing events. Additionally, the Fund's underlying investments may trade on markets that may not be open on the same day as the Fund, which may cause a difference between the performance of the Fund and the performance of the Index on such day. Any of these factors could decrease correlation between the performance of the Fund and the Index and may hinder the Fund's ability to meet its investment objective.

- **Technology Industry Risk** — The Fund is subject to risks faced by companies in the technology industry to the same extent the Index is concentrated in the industry. Securities of technology companies may be subject to greater volatility than stocks of companies in other market sectors. Technology companies may be affected by intense competition, obsolescence of existing technology, general economic conditions and government regulation and may have limited product lines, markets, financial resources or personnel. Technology companies may experience dramatic and often unpredictable changes in growth rates and competition for qualified personnel. These companies also are heavily dependent on patent and intellectual property rights, the loss or impairment of which may adversely affect profitability.
- **Equity and Market Risk** — Equity markets are volatile, and the value of securities, swaps, futures and other instruments

correlated with equity markets may fluctuate dramatically from day to day. Equity markets are subject to corporate, political, regulatory, market and economic developments, as well as developments that impact specific economic sectors, industries or segments of the market. Further, stocks in the Index may underperform other equity investments. Volatility in the markets and/or market developments may cause the value of an investment in the Fund to decrease over short or long periods of time.

- **Concentration and Focused Investing** — The Index may concentrate (i.e., composed of securities that represent 25 percent or more of the value of the Index) or focus (i.e., composed of securities that represent a substantial portion of its value, but less than 25 percent) in an industry or group of industries. The Fund will allocate its investments to approximately the same extent as the Index. As a result, the Fund may be subject to greater market fluctuations than a fund that is more broadly invested across industries. Financial, economic, business, regulatory conditions, and other developments affecting issuers in a particular industry or group of industries will have a greater effect on the Fund, and if securities of the particular industry or group of industries as a group fall out of favor, the Fund could underperform, or its net asset value may be more volatile than, funds that have greater industry diversification.
- **Large-Cap Company Investment Risk** — Although returns on investments in large-cap companies are often perceived as being less volatile than the returns of companies with smaller market capitalizations, the return on large-cap securities could trail the returns on investments in smaller and mid-sized companies for a number of reasons. For example, large-cap companies may be unable to respond quickly to new competitive challenges, such as changes in technology, and also may not be able to attain the high growth rate of successful smaller companies.
- **Natural Disaster/Epidemic Risk** — Natural or environmental disasters, such as earthquakes, fires, floods, hurricanes, tsunamis and other severe weather-related phenomena generally, and widespread disease, including pandemics and epidemics (for example, the novel coronavirus COVID-19), have been and can be highly disruptive to economies and markets and have recently led, and may continue to lead, to increased market volatility and significant market losses. Such natural disaster and health crises could exacerbate political, social, and economic risks, and result in significant breakdowns, delays, shutdowns, social isolation, and other disruptions to important global, local and regional supply chains affected, with potential corresponding results on the operating performance of the Fund and its investments. A climate of uncertainty and panic, including the contagion of infectious viruses or diseases, may adversely affect global, regional, and local economies and reduce the availability of potential investment opportunities, and increases the difficulty of performing due diligence and

modeling market conditions, potentially reducing the accuracy of financial projections. Under these circumstances, the Fund may have difficulty achieving its investment objectives which may adversely impact Fund performance. Further, such events can be highly disruptive to economies and markets, significantly disrupt the operations of individual companies (including, but not limited to, the Fund's investment advisor, third party service providers, and counterparties), sectors, industries, markets, securities and commodity exchanges, currencies, interest and inflation rates, credit ratings, investor sentiment, and other factors affecting the value of the Fund's investments. These factors can cause substantial market volatility, exchange trading suspensions and closures, changes in the availability of and the margin requirements for certain instruments, and can impact the ability of the Fund to complete redemptions and otherwise affect Fund performance and Fund trading in the secondary market. A widespread crisis would also affect the global economy in ways that cannot necessarily be foreseen. How long such events will last and whether they will continue or recur cannot be predicted. Impacts from these could have a significant impact on the Fund's performance, resulting in losses to your investment.

• **Risk that Current Assumptions and Expectations Could Become Outdated As a Result of Global Economic Shock** —

The onset of the novel coronavirus (COVID-19) has caused significant shocks to global financial markets and economies, with many governments taking extreme actions to slow and contain the spread of COVID-19. These actions have had, and likely will continue to have, a severe economic impact on global economies as economic activity in some instances has essentially ceased. Financial markets across the globe are experiencing severe distress at least equal to what was experienced during the global financial crisis in 2008. In March 2020, U.S. equity markets entered a bear market in the fastest such move in the history of U.S. financial markets. During much of 2020, the unemployment rate in the U.S. was extremely high by historical standards. It is not possible to predict when unemployment and market conditions will return to more normal levels. The global economic shocks being experienced as of the date hereof may cause the underlying assumptions and expectations of the Fund to become outdated quickly or inaccurate, resulting in significant losses.

- **Non-Diversification Risk** — The Fund is classified as “non-diversified” under the Investment Company Act of 1940, as amended (“1940 Act”). This means it has the ability to invest a relatively high percentage of its assets in the securities of a small number of issuers. This may increase the Fund's volatility and increase the risk that the Fund's performance will decline based on the performance of a single issuer.
- **Index Performance Risk** — The Index is maintained by a third party provider unaffiliated with the Fund or ProFund Advisors. There can be no guarantee or assurance that the

methodology used by the third party provider to create the Index will result in the Fund achieving positive returns. Further, there can be no guarantee that the methodology underlying the Index or the daily calculation of the Index will be free from error. It is also possible that the value of the Index may be subject to intentional manipulation by third-party market participants. The Index used by the Fund may underperform other asset classes and may underperform other similar indices. Each of these factors could have a negative impact on the performance of the Fund.

- **Active Investor Risk** — The Fund permits short-term trading of its securities. A significant portion of assets invested in the Fund may come from professional money managers and investors who use the Fund as part of active trading or tactical asset allocation strategies. These strategies often call for frequent trading to take advantage of anticipated changes in market conditions, which could increase portfolio turnover and may result in additional costs for the Fund. In addition, large movements of assets into and out of the Fund may have a negative impact on the Fund's ability to achieve its investment objective or maintain a consistent level of operating expenses. In certain circumstances, the Fund's expense ratio may vary from current estimates or the historical ratio disclosed in this Prospectus.
- **Early Close/Late Close/Trading Halt Risk** — An exchange or market may close early, close late or issue trading halts on specific securities or financial instruments. As a result, the ability to trade certain securities or financial instruments may be restricted, which may result in the Fund being unable to trade those and other related financial instruments at all. In these circumstances, the Fund may be unable to rebalance its portfolio, may be unable to accurately price its investments and/or may incur substantial trading losses.
- **Liquidity Risk** — In certain circumstances, such as the disruption of the orderly markets for the financial instruments in which the Fund invests, the Fund might not be able to acquire or dispose of certain holdings quickly or at prices that represent true market value in the judgment of ProFund Advisors. Markets for the financial instruments in which the Fund invests may be disrupted by a number of events, including but not limited to economic crises, political crises, health crises, natural disasters, excessive volatility, new legislation, or regulatory changes inside or outside of the U.S. For example, regulation limiting the ability of certain financial institutions to invest in certain financial instruments would likely reduce the liquidity of those instruments. These situations may prevent the Fund from limiting losses, realizing gains or achieving a high correlation with the Index.
- **Portfolio Turnover Risk** — The Fund may incur high portfolio turnover to manage the Fund's investment exposure. Additionally, active trading of the Fund's shares may cause more frequent purchase and sales activities that could, in certain circumstances, increase the number of portfolio

transactions. High levels of portfolio transactions increase brokerage and other transaction costs and may result in increased taxable capital gains. Each of these factors could have a negative impact on the performance of the Fund.

- **Tax Risk** — In order to qualify for the special tax treatment accorded a regulated investment company (“RIC”) and its shareholders, the Fund must derive at least 90% of its gross income for each taxable year from “qualifying income,” meet certain asset diversification tests at the end of each taxable quarter, and meet annual distribution requirements. The Fund’s pursuit of its investment strategies will potentially be limited by the Fund’s intention to qualify for such treatment and could adversely affect the Fund’s ability to so qualify. The Fund can make certain investments, the treatment of which for these purposes is unclear. If, in any year, the Fund were to fail to qualify for the special tax treatment accorded a RIC and its shareholders, and were ineligible to or were not to cure such failure, the Fund would be taxed in the same manner as an ordinary corporation subject to U.S. federal income tax on all its income at the fund level. The resulting taxes could substantially reduce the Fund’s net assets and the amount of income available for distribution. In addition, in order to requalify for taxation as a RIC, the Fund could be required to recognize unrealized gains, pay substantial taxes and interest, and make certain distributions. Please see the Statement of Additional Information for more information.

- **Valuation Risk** — In certain circumstances (e.g., if ProFund Advisors believes market quotations do not accurately reflect the fair value of an investment, or a trading halt closes an exchange or market early), ProFund Advisors may, in its sole discretion, choose to determine a fair value price as the basis for determining the market value of such investment for such day. The fair value of an investment determined by ProFund Advisors may be different from other value determinations of the same investment. Portfolio investments that are valued using techniques other than market quotations, including “fair valued” investments, may be subject to greater fluctuation in their value from one day to the next than would be the case if market quotations were used. In addition, there is no assurance that the Fund could sell a portfolio investment for the value established for it at any time, and it is possible that the Fund would incur a loss because a portfolio investment is sold at a discount to its established value.

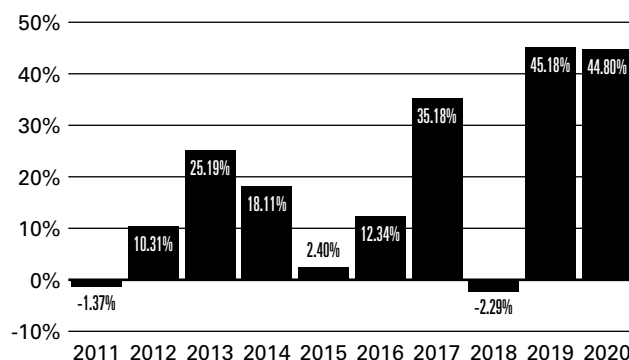
Please see “Investment Objectives, Principal Investment Strategies and Related Risks” in the Fund’s Prospectus for additional details.

## Investment Results

The bar chart below shows how the Fund’s investment results have varied from year to year, and the table shows how the Fund’s average annual total returns for various periods compare with different broad measures of market performance. This information provides some indication of the risks of investing in the Fund. The Fund’s performance information reflects

applicable fee waivers and/or expense limitations in effect during the period presented. Absent such fee waivers/expense limitations, if any, performance would have been lower. It does not reflect charges and fees associated with a separate account that invests in the Fund or any insurance contract for which it is an investment option. Charges and fees will reduce returns. Past results are not predictive of future results.

## Annual Returns as of December 31



Best Quarter (ended 6/30/2020): **31.19%**

Worst Quarter (ended 12/31/2018): **-17.87%**

The year-to-date return as of the most recent quarter, which ended March 31, 2021, was 3.04%.

## Average Annual Total Returns

As of December 31, 2020

	One Year	Five Years	Ten Years	Inception Date
ProFund VP Technology	44.80%	25.55%	17.78%	1/22/2001
S&P 500 <sup>®1</sup>	18.40%	15.22%	13.88%	
Dow Jones U.S. Technology <sup>SM</sup> Index <sup>1</sup>	47.32%	27.62%	19.68%	

1 Reflects no deduction for fees, expenses or taxes. Adjusted to reflect the reinvestment of dividends paid by issuers in the Index.

## Management

The Fund is advised by ProFund Advisors. Michael Neches, Senior Portfolio Manager, and Tarak Davé, Portfolio Manager, have jointly and primarily managed the Fund since October 2013 and March 2018, respectively.

## Purchase and Sale of Fund Shares

Shares are available for purchase by insurance company separate accounts to serve as an investment medium for variable insurance contracts, and by qualified pension and retirement plans, certain insurance companies, and ProFund Advisors. Investors do not contact the Fund directly to purchase or redeem shares. Please refer to the prospectus of the relevant separate account for information on the allocation of premiums and on transfers of accumulated value among sub-accounts of the separate accounts that invest in the Fund.



**Tax Information**

The Fund normally distributes its net investment income and net realized capital gains, if any, to its shareholders. If you are a holder of a contract or policy that invests in the Fund through an insurance company separate account, then these distributions will generally not be taxable to you; please consult the prospectus or other information provided to you by the insurance company regarding the tax consequences of your contract or policy. If you are a holder of such a contract or policy, or if you are investing through a pension or retirement plan that is a tax-advantaged arrangement, you may be taxed later upon distributions with respect to or from those contracts or arrangements. The Fund intends to distribute income, if any, and capital gains, if any, at least annually.

**Payments to Insurance Companies and Other Financial Intermediaries**

The Fund or its distributor (and related companies) may pay insurance companies, which in turn may pay broker-dealers or other financial intermediaries (such as banks and insurance companies, or their related companies) for the sale and retention of variable contracts and/or policies which offer Fund shares. These payments may create a conflict of interest for a financial intermediary selling such variable contracts and/or policies, or may be a factor in the insurance company's decision to include the Fund as an investment option in its variable contract or policy. For more information, ask your financial advisor, visit your financial intermediary's website or consult the prospectus for the contract or policy.

## Investment Objective

ProFund VP Telecommunications (the “Fund”) seeks investment results, before fees and expenses, that track the performance of the Dow Jones U.S. Select Telecommunications<sup>SM</sup> Index (the “Index”).

## Fees and Expenses of the Fund

The table below describes the fees and expenses that you may pay if you buy, hold, and sell shares of the Fund. The expenses shown do not reflect charges or fees associated with insurance company separate accounts or insurance contracts, which would have the effect of increasing overall expenses. Annuity and policy holders should consult the prospectus for their contract or policy for more information about such charges and fees.

### Annual Fund Operating Expenses

(expenses that you pay each year as a percentage of the value of your investment)

Investment Advisory Fees	0.75%
Distribution and Service (12b-1) Fees	0.25%
Other Expenses	0.77%

<b>Total Annual Fund Operating Expenses Before Fee Waivers and Expense Reimbursements</b>	<b>1.77%</b>
Fee Waivers/Reimbursements <sup>1</sup>	-0.09%

<b>Total Annual Fund Operating Expenses After Fee Waivers and Expense Reimbursements</b>	<b>1.68%</b>
------------------------------------------------------------------------------------------	--------------

1 ProFund Advisors LLC (“ProFund Advisors”) has contractually agreed to waive Investment Advisory and Management Services Fees and to reimburse Other Expenses to the extent Total Annual Fund Operating Expenses Before Fee Waivers and Expense Reimbursements, as a percentage of average daily net assets, exceed 1.68% through April 30, 2022. After such date, the expense limitation may be terminated or revised by ProFund Advisors. Amounts waived or reimbursed in a particular contractual period may be recouped by ProFund Advisors within three years of the end of that contractual period, however, such recoupment will be limited to the lesser of any expense limitation in place at the time of recoupment or the expense limitation in place at the time of waiver or reimbursement.

**Example:** This example is intended to help you compare the cost of investing in the Fund with the cost of investing in other mutual funds.

The example assumes that you invest \$10,000 in the Fund for the time periods indicated and then redeem all of your shares at the end of each period. The example also assumes that your investment has a 5% return each year and that the Fund’s operating expenses remain the same, except that the fee waiver/expense reimbursement is assumed only to pertain to the first year. It does not reflect separate account or insurance contract fees or charges. If these charges were reflected, expenses would be higher. Although your actual costs may be higher or lower, based on these assumptions your approximate costs would be:

	1Year	3Years	5Years	10Years
ProFund VP Telecommunications	\$171	\$548	\$951	\$2,076

The Fund pays transaction and financing costs associated with the purchase and sale of securities. These costs are not reflected in the table or the example above.

## Portfolio Turnover

The Fund pays transaction costs, such as commissions, when it buys and sells securities (or “turns over” its portfolio). A higher portfolio turnover rate may indicate higher transaction costs. These costs, which are not reflected in the Annual Fund Operating Expenses or in the example above, affect the Fund’s performance. During the most recent fiscal year, the Fund’s annual portfolio turnover rate was 107% of the average value of its entire portfolio.

## Principal Investment Strategies

The Fund invests in securities that ProFund Advisors believes, in combination, should track the performance of the Index. The Index is constructed and maintained by S&P Dow Jones Indices LLC. The Index is a measure of U.S. stockmarket performance of fixed line (regional and long-distance carriers) and mobile telephone services (cellular, satellite and paging services). The Index is published under the Bloomberg ticker symbol “DJSTEL.”

The Fund will invest principally in the financial instruments set forth below.

- **Equity Securities** — The Fund invests in common stock issued by public companies.

ProFund Advisors uses a mathematical approach to investing. Using this approach, ProFund Advisors determines the type, quantity and mix of investment positions that it believes, in combination, the Fund should hold to produce returns consistent with the Fund’s investment objective. The Fund may invest in or gain exposure to only a representative sample of the securities in the Index or to securities not contained in the Index or in financial instruments, with the intent of obtaining exposure with aggregate characteristics similar to those of the Index. In managing the assets of the Fund, ProFund Advisors does not invest the assets of the Fund in securities or financial instruments based on ProFund Advisors’ view of the investment merit of a particular security, instrument, or company, nor does it conduct conventional investment research or analysis or forecast market movement or trends. The Fund seeks to remain fully invested at all times in securities and/or financial instruments that, in combination, provide exposure to the returns of the Index without regard to market conditions, trends or direction.

The Fund will concentrate or focus its investments in a particular industry or group of industries to approximately the same extent the Index is so concentrated or focused. As of December 31, 2020, the Index was concentrated in the telecommunication services and technology hardware & equipment industry groups.

Please see “Investment Objectives, Principal Investment Strategies and Related Risks” in the Fund’s Prospectus for additional details.

## Principal Risks

### You could lose money by investing in the Fund.

The principal risks described below are intended to provide information about the factors likely to have a significant adverse impact on the Fund’s returns and consequently the value of an investment in the Fund. The risks are presented in an order intended to facilitate readability and their order does not imply that the realization of one risk is more likely to occur than another risk or likely to have a greater adverse impact than another risk.

- **Correlation Risk** — A number of factors may affect the Fund’s ability to achieve a high degree of correlation with the Index, and there is no guarantee that the Fund will achieve a high degree of correlation. Failure to achieve a high degree of correlation may prevent the Fund from achieving its investment objective.

Factors that may adversely affect the Fund’s correlation with the Index include fees, expenses, transaction costs, income items, valuation methodology, accounting standards and disruptions or illiquidity in the markets for the financial instruments in which the Fund invests. The Fund may not have investment exposure to all of the securities in the Index, or its weighting of investment exposure to securities may be different from that of the Index. In addition, the Fund may invest in securities not included in the Index. The Fund may take or refrain from taking positions in order to improve tax efficiency, comply with regulatory restrictions, or for other reasons, each of which may negatively affect the Fund’s correlation with the Index. The Fund may also be subject to large movements of assets into and out of the Fund, potentially resulting in the Fund being over- or underexposed to the Index and may be impacted by Index reconstitutions and Index rebalancing events. Additionally, the Fund’s underlying investments may trade on markets that may not be open on the same day as the Fund, which may cause a difference between the performance of the Fund and the performance of the Index on such day. Any of these factors could decrease correlation between the performance of the Fund and the Index and may hinder the Fund’s ability to meet its investment objective.

- **Telecommunication Services Industry Risk** — The risks of investments in the industry include: a telecommunications market characterized by increasing competition and regulation by the Federal Communications Commission and various state regulatory authorities; the need to commit substantial capital to meet increasing competition, particularly

in formulating new products and services using new technology; and technological innovations that may make various products and services obsolete.

- **Equity and Market Risk** — Equity markets are volatile, and the value of securities, swaps, futures and other instruments correlated with equity markets may fluctuate dramatically from day to day. Equity markets are subject to corporate, political, regulatory, market and economic developments, as well as developments that impact specific economic sectors, industries or segments of the market. Further, stocks in the Index may underperform other equity investments. Volatility in the markets and/or market developments may cause the value of an investment in the Fund to decrease over short or long periods of time.
- **Concentration and Focused Investing** — The Index may concentrate (i.e., composed of securities that represent 25 percent or more of the value of the Index) or focus (i.e., composed of securities that represent a substantial portion of its value, but less than 25 percent) in an industry or group of industries. The Fund will allocate its investments to approximately the same extent as the Index. As a result, the Fund may be subject to greater market fluctuations than a fund that is more broadly invested across industries. Financial, economic, business, regulatory conditions, and other developments affecting issuers in a particular industry or group of industries will have a greater effect on the Fund, and if securities of the particular industry or group of industries as a group fall out of favor, the Fund could underperform, or its net asset value may be more volatile than, funds that have greater industry diversification.
- **Large-Cap Company Investment Risk** — Although returns on investments in large-cap companies are often perceived as being less volatile than the returns of companies with smaller market capitalizations, the return on large-cap securities could trail the returns on investments in smaller and mid-sized companies for a number of reasons. For example, large-cap companies may be unable to respond quickly to new competitive challenges, such as changes in technology, and also may not be able to attain the high growth rate of successful smaller companies.
- **Natural Disaster/Epidemic Risk** — Natural or environmental disasters, such as earthquakes, fires, floods, hurricanes, tsunamis and other severe weather-related phenomena generally, and widespread disease, including pandemics and epidemics (for example, the novel coronavirus COVID-19), have been and can be highly disruptive to economies and markets and have recently led, and may continue to lead, to increased market volatility and significant market losses. Such natural disaster and health crises could exacerbate political, social, and economic risks, and result in significant breakdowns, delays, shutdowns, social isolation, and other disruptions to important global, local and regional supply chains affected, with potential corresponding results on the operating performance of the Fund and its

investments. A climate of uncertainty and panic, including the contagion of infectious viruses or diseases, may adversely affect global, regional, and local economies and reduce the availability of potential investment opportunities, and increases the difficulty of performing due diligence and modeling market conditions, potentially reducing the accuracy of financial projections. Under these circumstances, the Fund may have difficulty achieving its investment objectives which may adversely impact Fund performance. Further, such events can be highly disruptive to economies and markets, significantly disrupt the operations of individual companies (including, but not limited to, the Fund's investment advisor, third party service providers, and counterparties), sectors, industries, markets, securities and commodity exchanges, currencies, interest and inflation rates, credit ratings, investor sentiment, and other factors affecting the value of the Fund's investments. These factors can cause substantial market volatility, exchange trading suspensions and closures, changes in the availability of and the margin requirements for certain instruments, and can impact the ability of the Fund to complete redemptions and otherwise affect Fund performance and Fund trading in the secondary market. A widespread crisis would also affect the global economy in ways that cannot necessarily be foreseen. How long such events will last and whether they will continue or recur cannot be predicted. Impacts from these could have a significant impact on the Fund's performance, resulting in losses to your investment.

• **Risk that Current Assumptions and Expectations Could Become Outdated As a Result of Global Economic Shock** —

The onset of the novel coronavirus (COVID-19) has caused significant shocks to global financial markets and economies, with many governments taking extreme actions to slow and contain the spread of COVID-19. These actions have had, and likely will continue to have, a severe economic impact on global economies as economic activity in some instances has essentially ceased. Financial markets across the globe are experiencing severe distress at least equal to what was experienced during the global financial crisis in 2008. In March 2020, U.S. equity markets entered a bear market in the fastest such move in the history of U.S. financial markets. During much of 2020, the unemployment rate in the U.S. was extremely high by historical standards. It is not possible to predict when unemployment and market conditions will return to more normal levels. The global economic shocks being experienced as of the date hereof may cause the underlying assumptions and expectations of the Fund to become outdated quickly or inaccurate, resulting in significant losses.

- **Non-Diversification Risk** — The Fund is classified as “non-diversified” under the Investment Company Act of 1940, as amended (“1940 Act”). This means it has the ability to invest a relatively high percentage of its assets in the securities of a small number of issuers. This may increase the Fund's

volatility and increase the risk that the Fund's performance will decline based on the performance of a single issuer.

- **Index Performance Risk** — The Index is maintained by a third party provider unaffiliated with the Fund or ProFund Advisors. There can be no guarantee or assurance that the methodology used by the third party provider to create the Index will result in the Fund achieving positive returns. Further, there can be no guarantee that the methodology underlying the Index or the daily calculation of the Index will be free from error. It is also possible that the value of the Index may be subject to intentional manipulation by third-party market participants. The Index used by the Fund may underperform other asset classes and may underperform other similar indices. Each of these factors could have a negative impact on the performance of the Fund.
- **Active Investor Risk** — The Fund permits short-term trading of its securities. A significant portion of assets invested in the Fund may come from professional money managers and investors who use the Fund as part of active trading or tactical asset allocation strategies. These strategies often call for frequent trading to take advantage of anticipated changes in market conditions, which could increase portfolio turnover and may result in additional costs for the Fund. In addition, large movements of assets into and out of the Fund may have a negative impact on the Fund's ability to achieve its investment objective or maintain a consistent level of operating expenses. In certain circumstances, the Fund's expense ratio may vary from current estimates or the historical ratio disclosed in this Prospectus.
- **Early Close/Late Close/Trading Halt Risk** — An exchange or market may close early, close late or issue trading halts on specific securities or financial instruments. As a result, the ability to trade certain securities or financial instruments may be restricted, which may result in the Fund being unable to trade those and other related financial instruments at all. In these circumstances, the Fund may be unable to rebalance its portfolio, may be unable to accurately price its investments and/or may incur substantial trading losses.
- **Liquidity Risk** — In certain circumstances, such as the disruption of the orderly markets for the financial instruments in which the Fund invests, the Fund might not be able to acquire or dispose of certain holdings quickly or at prices that represent true market value in the judgment of ProFund Advisors. Markets for the financial instruments in which the Fund invests may be disrupted by a number of events, including but not limited to economic crises, political crises, health crises, natural disasters, excessive volatility, new legislation, or regulatory changes inside or outside of the U.S. For example, regulation limiting the ability of certain financial institutions to invest in certain financial instruments would likely reduce the liquidity of those instruments. These situations may prevent the Fund from limiting losses, realizing gains or achieving a high correlation with the Index.

- **Portfolio Turnover Risk** — The Fund may incur high portfolio turnover to manage the Fund’s investment exposure. Additionally, active trading of the Fund’s shares may cause more frequent purchase and sales activities that could, in certain circumstances, increase the number of portfolio transactions. High levels of portfolio transactions increase brokerage and other transaction costs and may result in increased taxable capital gains. Each of these factors could have a negative impact on the performance of the Fund.
- **Tax Risk** — In order to qualify for the special tax treatment accorded a regulated investment company (“RIC”) and its shareholders, the Fund must derive at least 90% of its gross income for each taxable year from “qualifying income,” meet certain asset diversification tests at the end of each taxable quarter, and meet annual distribution requirements. The Fund’s pursuit of its investment strategies will potentially be limited by the Fund’s intention to qualify for such treatment and could adversely affect the Fund’s ability to so qualify. The Fund can make certain investments, the treatment of which for these purposes is unclear. If, in any year, the Fund were to fail to qualify for the special tax treatment accorded a RIC and its shareholders, and were ineligible to or were not to cure such failure, the Fund would be taxed in the same manner as an ordinary corporation subject to U.S. federal income tax on all its income at the fund level. The resulting taxes could substantially reduce the Fund’s net assets and the amount of income available for distribution. In addition, in order to requalify for taxation as a RIC, the Fund could be required to recognize unrealized gains, pay substantial taxes and interest, and make certain distributions. Please see the Statement of Additional Information for more information.
- **Valuation Risk** — In certain circumstances (e.g., if ProFund Advisors believes market quotations do not accurately reflect the fair value of an investment, or a trading halt closes an exchange or market early), ProFund Advisors may, in its sole discretion, choose to determine a fair value price as the basis for determining the market value of such investment for such day. The fair value of an investment determined by ProFund Advisors may be different from other value determinations of the same investment. Portfolio investments that are valued using techniques other than market quotations, including “fair valued” investments, may be subject to greater fluctuation in their value from one day to the next than would be the case if market quotations were used. In addition, there is no assurance that the Fund could sell a portfolio investment for the value established for it at any time, and it is possible that the Fund would incur a loss because a portfolio investment is sold at a discount to its established value.

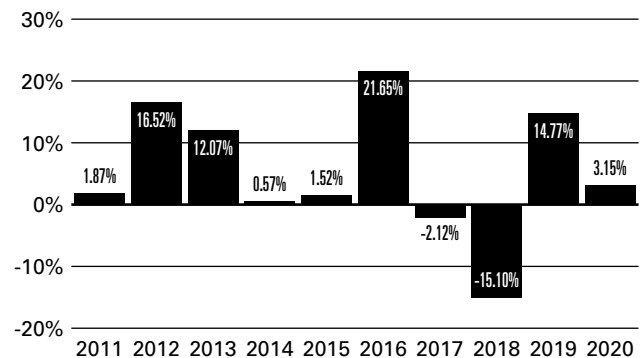
Please see “Investment Objectives, Principal Investment Strategies and Related Risks” in the Fund’s Prospectus for additional details.

## Investment Results

The bar chart below shows how the Fund’s investment results have varied from year to year, and the table shows how the Fund’s average annual total returns for various periods compare

with different broad measures of market performance. This information provides some indication of the risks of investing in the Fund. The Fund’s performance information reflects applicable fee waivers and/or expense limitations in effect during the period presented. Absent such fee waivers/expense limitations, if any, performance would have been lower. It does not reflect charges and fees associated with a separate account that invests in the Fund or any insurance contract for which it is an investment option. Charges and fees will reduce returns. Past results are not predictive of future results.

### Annual Returns as of December 31



Best Quarter (ended 3/31/2016): **14.92%**

Worst Quarter (ended 3/31/2020): **-16.11%**

The year-to-date return as of the most recent quarter, which ended March 31, 2021, was 7.63%.

### Average Annual Total Returns

As of December 31, 2020

	One Year	Five Years	Ten Years	Inception Date
ProFund VP Telecommunications	3.15%	3.66%	4.98%	1/22/2001
<b>S&amp;P 500<sup>®1</sup></b>	<b>18.40%</b>	<b>15.22%</b>	<b>13.88%</b>	
<b>Dow Jones U.S. Select Telecommunications<sup>SM</sup> Index<sup>1</sup></b>	<b>4.33%</b>	<b>3.74%</b>	<b>5.50%</b>	

1 Reflects no deduction for fees, expenses or taxes. Adjusted to reflect the reinvestment of dividends paid by issuers in the Index.

## Management

The Fund is advised by ProFund Advisors. Michael Neches, Senior Portfolio Manager, and Tarak Davé, Portfolio Manager, have jointly and primarily managed the Fund since October 2013 and March 2018, respectively.

## Purchase and Sale of Fund Shares

Shares are available for purchase by insurance company separate accounts to serve as an investment medium for variable insurance contracts, and by qualified pension and retirement plans, certain insurance companies, and ProFund Advisors. Investors do not contact the Fund directly to purchase or redeem shares. Please refer to the prospectus of the relevant separate account for information on the allocation of premiums and on



transfers of accumulated value among sub-accounts of the separate accounts that invest in the Fund.

### **Tax Information**

The Fund normally distributes its net investment income and net realized capital gains, if any, to its shareholders. If you are a holder of a contract or policy that invests in the Fund through an insurance company separate account, then these distributions will generally not be taxable to you; please consult the prospectus or other information provided to you by the insurance company regarding the tax consequences of your contract or policy. If you are a holder of such a contract or policy, or if you are investing through a pension or retirement plan that is a tax-advantaged arrangement, you may be taxed later upon distributions with respect to or from those contracts or arrangements. The Fund intends to distribute income, if any, and capital gains, if any, at least annually.

### **Payments to Insurance Companies and Other Financial Intermediaries**

The Fund or its distributor (and related companies) may pay insurance companies, which in turn may pay broker-dealers or other financial intermediaries (such as banks and insurance companies, or their related companies) for the sale and retention of variable contracts and/or policies which offer Fund shares. These payments may create a conflict of interest for a financial intermediary selling such variable contracts and/or policies, or may be a factor in the insurance company's decision to include the Fund as an investment option in its variable contract or policy. For more information, ask your financial advisor, visit your financial intermediary's website or consult the prospectus for the contract or policy.

## Important Information About the Fund

ProFund VP UltraBull (the “Fund”) seeks daily investment results, before fees and expenses, that correspond to two times (2x) the return of the S&P 500<sup>®</sup> Index (the “Index”) **for a single day**, not for any other period. A “single day” is measured from the time the Fund calculates its net asset value (“NAV”) to the time of the Fund’s next NAV calculation. **The return of the Fund for periods longer than a single day will be the result of its return for each day compounded over the period. The Fund’s returns for periods longer than a single day will very likely differ in amount, and possibly even direction, from the Fund’s stated multiple (2x) times the return of the Index for the same period. For periods longer than a single day, the Fund will lose money if the Index’s performance is flat, and it is possible that the Fund will lose money even if the level of the Index rises.** Longer holding periods, higher Index volatility, and greater leveraged exposure each exacerbate the impact of compounding on an investor’s returns. During periods of higher Index volatility, the volatility of the Index may affect the Fund’s return as much as or more than the return of the Index.

**The Fund presents different risks than other types of funds. The Fund uses leverage and is riskier than similarly benchmarked funds that do not use leverage. The Fund may not be suitable for all investors and should be used only by knowledgeable investors who understand the consequences of seeking daily leverage (2x) investment results, including the impact of compounding on Fund performance. Investors in the Fund should actively manage and monitor their investments, as frequently as daily. An investor in the Fund could potentially lose the full principal value of their investment within a single day.**

## Investment Objective

The Fund seeks daily investment results, before fees and expenses, that correspond to two times (2x) the daily performance of the Index. **The Fund does not seek to achieve its stated investment objective over a period of time greater than a single day.**

## Fees and Expenses of the Fund

The table below describes the fees and expenses that you may pay if you buy, hold, and sell shares of the Fund. The expenses shown do not reflect charges or fees associated with insurance company separate accounts or insurance contracts, which would have the effect of increasing overall expenses. Annuity and policy holders should consult the prospectus for their contract or policy for more information about such charges and fees.

## Annual Fund Operating Expenses

(expenses that you pay each year as a percentage of the value of your investment)

Investment Advisory Fees	0.75%
Distribution and Service (12b-1) Fees	0.25%
Other Expenses	0.69%

## Total Annual Fund Operating Expenses Before Fee

Waivers and Expense Reimbursements	1.69%
Fee Waivers/Reimbursements <sup>1</sup>	-0.01%

## Total Annual Fund Operating Expenses After Fee

Waivers and Expense Reimbursements	<b>1.68%</b>
------------------------------------	--------------

<sup>1</sup> ProFund Advisors LLC (“ProFund Advisors”) has contractually agreed to waive Investment Advisory and Management Services Fees and to reimburse Other Expenses to the extent Total Annual Fund Operating Expenses Before Fee Waivers and Expense Reimbursements, as a percentage of average daily net assets, exceed 1.68% through April 30, 2022. After such date, the expense limitation may be terminated or revised by ProFund Advisors. Amounts waived or reimbursed in a particular contractual period may be recouped by ProFund Advisors within three years of the end of that contractual period, however, such recoupment will be limited to the lesser of any expense limitation in place at the time of recoupment or the expense limitation in place at the time of waiver or reimbursement.

**Example:** This example is intended to help you compare the cost of investing in the Fund with the cost of investing in other mutual funds.

The example assumes that you invest \$10,000 in the Fund for the time periods indicated and then redeem all of your shares at the end of each period. The example also assumes that your investment has a 5% return each year and that the Fund’s operating expenses remain the same, except that the fee waiver/expense reimbursement is assumed only to pertain to the first year. It does not reflect separate account or insurance contract fees or charges. If these charges were reflected, expenses would be higher. Although your actual costs may be higher or lower, based on these assumptions your approximate costs would be:

	1Year	3Years	5Years	10Years
ProFund VP UltraBull	\$171	\$532	\$917	\$1,997

The Fund pays transaction and financing costs associated with the purchase and sale of securities and derivatives. These costs are not reflected in the table or the example above.

## Portfolio Turnover

The Fund pays transaction costs, such as commissions, when it buys and sells securities (or “turns over” its portfolio). A higher

portfolio turnover rate may indicate higher transaction costs. These costs, which are not reflected in the Annual Fund Operating Expenses or in the example above, affect the Fund's performance. During the most recent fiscal year, the Fund's annual portfolio turnover rate was 1415% of the average value of its entire portfolio. This portfolio turnover rate is calculated without regard to cash instruments or derivatives transactions. If such transactions were included, the Fund's portfolio turnover rate would be significantly higher.

### Principal Investment Strategies

The Fund invests in financial instruments that ProFund Advisors believes, in combination, should produce daily returns consistent with the Fund's investment objective. The Index is constructed and maintained by S&P Dow Jones Indices LLC. The Index is a measure of large-cap U.S. stock market performance. It is a float-adjusted, market capitalization-weighted index of 500 U.S. operating companies and real estate investment trusts selected through a process that factors in criteria such as liquidity, price, market capitalization and financial viability. The Index is published under the Bloomberg ticker symbol "SPX."

The Fund will invest principally in the financial instruments set forth below. The Fund expects that its cash balances maintained in connection with the use of financial instruments will typically be held in money market instruments.

- **Equity Securities** — The Fund invests in common stock issued by public companies.
- **Derivatives** — The Fund invests in derivatives, which are financial instruments whose value is derived from the value of an underlying asset or assets, such as stocks, bonds, funds (including exchange-traded funds ("ETFs")), interest rates or indexes. The Fund invests in derivatives as a substitute for investing directly in securities in order to seek returns for a single day that are leverage (2x) to the returns of the Index for that day. These derivatives principally include:
  - **Swap Agreements** — Contracts entered into primarily with major global financial institutions for a specified period ranging from a day to more than one year. In a standard "swap" transaction, two parties agree to exchange the return (or differentials in rates of return) earned or realized on particular predetermined investments or instruments. The gross return to be exchanged or "swapped" between the parties is calculated with respect to a "notional amount," e.g., the return on or change in value of a particular dollar amount invested in a "basket" of securities or an ETF representing a particular index.
  - **Futures Contracts** — Standardized contracts traded on, or subject to the rules of, an exchange that call for the future delivery of a specified quantity and type of asset at a specified time and place or, alternatively, may call for cash settlement.

- **Money Market Instruments** — The Fund invests in short-term cash instruments that have a remaining maturity of 397 days or less and exhibit high quality credit profiles, for example:

- **U.S. Treasury Bills** — U.S. government securities that have initial maturities of one year or less, and are supported by the full faith and credit of the U.S. government.
- **Repurchase Agreements** — Contracts in which a seller of securities, usually U.S. government securities or other money market instruments, agrees to buy the securities back at a specified time and price. Repurchase agreements are primarily used by the Fund as a short-term investment vehicle for cash positions.

ProFund Advisors uses a mathematical approach to investing. Using this approach, ProFund Advisors determines the type, quantity and mix of investment positions that it believes, in combination, the Fund should hold to produce daily returns consistent with the daily Fund's investment objective. The Fund may invest in or gain exposure to only a representative sample of the securities in the Index or to securities not contained in the Index or in financial instruments, with the intent of obtaining exposure with aggregate characteristics similar to those of a multiple of the single day returns of the Index. In managing the assets of the Fund, ProFund Advisors does not invest the assets of the Fund in securities or financial instruments based on ProFund Advisors' view of the investment merit of a particular security, instrument, or company, nor does it conduct conventional investment research or analysis or forecast market movement or trends. The Fund seeks to remain fully invested at all times in securities and/or financial instruments that, in combination, provide leveraged exposure to the single day returns of the Index, consistent with its investment objective, without regard to market conditions, trends or direction. The Fund seeks investment results for a single day only, measured as the time the Fund calculates its NAV to the next time the Fund calculates its NAV, and not for any other period.

The Fund seeks to engage in daily rebalancing to position its portfolio so that its exposure to the Index is consistent with the Fund's daily investment objective. The time and manner in which the Fund rebalances its portfolio may vary from day to day at the discretion of ProFund Advisors, depending on market conditions and other circumstances. The Index's movements during the day will affect whether the Fund's portfolio needs to be rebalanced. For example, if the Index has risen on a given day, net assets of the Fund should rise (assuming there were no share redemptions). As a result, the Fund's exposure will need to be increased. Conversely, if the Index has fallen on a given day, net assets of the Fund should fall (assuming there were no shares issued). As a result, the Fund's exposure will need to be decreased.

**Daily rebalancing and the compounding of each day's return over time means that the return of the Fund for a period longer than a single day will be the result of each day's returns compounded over the period, which will very likely differ in amount, and possibly even direction, from two times (2x) the return of the Index for the same period. The Fund will lose money if the Index's performance is flat over time, and the Fund can lose money regardless of the performance of the Index, as a result of daily rebalancing, the Index's volatility, compounding of each day's return and other factors. See "Principal Risks" below.**

The Fund will concentrate or focus its investments in a particular industry or group of industries to approximately the same extent the Index is so concentrated or focused. As of December 31, 2020, the Index was concentrated in the information technology industry group.

Please see "Investment Objectives, Principal Investment Strategies and Related Risks" in the Fund's Prospectus for additional details.

## Principal Risks

**You may lose the full principal value of your investment within a single day.**

The principal risks described below are intended to provide information about the factors likely to have a significant adverse impact on the Fund's returns and consequently the value of an investment in the Fund. The risks are presented in an order intended to facilitate readability and their order does not imply that the realization of one risk is more likely to occur than another risk or likely to have a greater adverse impact than another risk.

- **Risks Associated with the Use of Derivatives** — Investing in derivatives may be considered aggressive and may expose the Fund to greater risks and may result in larger losses or smaller gains than investing directly in the reference asset(s) underlying those derivatives. These risks include counterparty risk, liquidity risk and increased correlation risk. When the Fund uses derivatives, there may be imperfect correlation between the value of the reference asset(s) underlying the derivative (e.g., the Index) and the derivative, which may prevent the Fund from achieving its investment objective. Because derivatives often require only a limited initial investment, the use of derivatives also may expose the Fund to losses in excess of those amounts initially invested. The Fund may use a combination of swaps on the Index and swaps on an ETF that is designed to track the performance of the Index. The performance of an ETF may not track the performance of the Index due to embedded costs and other factors. Thus, to the extent the Fund invests in swaps that use an ETF as the reference asset, the Fund may be subject to greater correlation risk and may not achieve as high a degree of correlation with the Index as it would if the Fund only used swaps on the Index. Moreover, with respect to the use of swap agreements, if the Index has a dramatic intraday move that causes a material decline in the Fund's net assets, the terms of a swap

agreement between the Fund and its counterparty may permit the counterparty to immediately close out the transaction with the Fund. In that event, the Fund may be unable to enter into another swap agreement or invest in other derivatives to achieve the desired exposure consistent with the Fund's investment objective. This, in turn, may prevent the Fund from achieving its investment objective, even if the Index reverses all or a portion of its intraday move by the end of the day. As a result, the value of an investment in the Fund may change quickly and without warning. Any costs associated with using derivatives will also have the effect of lowering the Fund's return.

- **Leverage Risk** — The Fund obtains investment exposure in excess of its assets in seeking to achieve its investment objective — a form of leverage — and will lose more money in market environments adverse to its daily objective than a similar fund that does not employ such leverage. The use of such leverage increases the risk of a total loss of an investor's investment. For example, because the Fund includes a multiplier of two times (2x) the Index, a single day movement in the Index approaching 50% at any point in the day could result in the total loss of an investor's investment if that movement is contrary to the investment objective of the Fund, even if the Index subsequently moves in an opposite direction, eliminating all or a portion of the earlier movement. This would be the case with any such single day movements in the Index, even if the Index maintains a level greater than zero at all times. In addition, the use of leverage may increase the volatility of the Fund and magnify any differences between the performance of the Fund and the Index.
- **Compounding Risk** — The Fund has a single day investment objective, and the Fund's performance for any other period is the result of its return for each day compounded over the period. The performance of the Fund for periods longer than a single day will very likely differ in amount, and possibly even direction, from two times (2x) the daily return of the Index for the same period, before accounting for fees and expenses. This effect becomes more pronounced as Index volatility and holding periods increase. Fund performance for a period longer than a single day can be estimated given any set of assumptions for the following factors: (a) Index volatility; (b) Index performance; (c) period of time; (d) financing rates associated with leveraged exposure; (e) other Fund expenses; and (f) dividends or interest paid with respect to securities in the Index. The chart below illustrates the impact of two principal factors — Index volatility and Index performance — on Fund performance. The chart shows estimated Fund returns for a number of combinations of Index volatility and Index performance over a one-year period. Actual volatility, Index and Fund performance may differ significantly from the chart below. Performance shown in the chart assumes: (a) no dividends paid with respect to securities included in the Index; (b) no Fund expenses; and (c) borrowing/lending

rates (to obtain leveraged exposure) of zero percent. If Fund expenses and/or actual borrowing/lending rates were reflected, the Fund's performance would be different than shown.

Areas shaded darker represent those scenarios where the Fund can be expected to return less than two times (2x) the performance of the Index.

Estimated Fund Returns						
Index Performance		One Year Volatility Rate				
One Year Index	Two times (2x) the One Year Index	10%	25%	50%	75%	100%
-60%	-120%	-84.2%	-85.0%	-87.5%	-90.9%	-94.1%
-50%	-100%	-75.2%	-76.5%	-80.5%	-85.8%	-90.8%
-40%	-80%	-64.4%	-66.2%	-72.0%	-79.5%	-86.8%
-30%	-60%	-51.5%	-54.0%	-61.8%	-72.1%	-82.0%
-20%	-40%	-36.6%	-39.9%	-50.2%	-63.5%	-76.5%
-10%	-20%	-19.8%	-23.9%	-36.9%	-53.8%	-70.2%
0%	0%	-1.0%	-6.1%	-22.1%	-43.0%	-63.2%
10%	20%	19.8%	13.7%	-5.8%	-31.1%	-55.5%
20%	40%	42.6%	35.3%	12.1%	-18.0%	-47.0%
30%	60%	67.3%	58.8%	31.6%	-3.7%	-37.8%
40%	80%	94.0%	84.1%	52.6%	11.7%	-27.9%
50%	100%	122.8%	111.4%	75.2%	28.2%	-17.2%
60%	120%	153.5%	140.5%	99.4%	45.9%	-5.8%

The foregoing table is intended to isolate the effect of Index volatility and Index performance on the return of the Fund and is not a representation of actual returns. For example, the Fund may incorrectly be expected to achieve a -40% return on a yearly basis if the Index return were -20%, absent the effects of compounding. As the table shows, with Index volatility of 50%, the Fund could be expected to return -50.2% under such a scenario. The Fund's actual returns may be significantly better or worse than the returns shown above as a result of any of the factors discussed above or in "Principal Risks — Correlation Risk" below.

The Index's annualized historical volatility rate for the five-year period ended December 31, 2020 was 19.34%. The Index's highest December to December volatility rate during the five-year period was 34.69% (December 31, 2020). The Index's annualized total return performance for the five-year period ended December 31, 2020 was 15.22%. Historical Index volatility and performance are not indications of what the Index volatility and performance will be in the future. The volatility of U.S. exchange-traded securities or instruments that reflect the value of the Index may differ from the volatility of the Index.

**For additional graphs and charts demonstrating the effects of Index volatility and Index performance on the long-term performance of the Fund, see "Understanding the Risks and Long-Term Performance of Daily Objective**

### **Funds — The Impact of Compounding" in the Fund's Prospectus and "Special Note Regarding the Correlation Risks of Geared Funds" in the Fund's Statement of Additional Information.**

- **Correlation Risk** — A number of factors may affect the Fund's ability to achieve a high degree of leverage correlation with the Index, and there is no guarantee that the Fund will achieve a high degree of leverage correlation. Failure to achieve a high degree of leverage correlation may prevent the Fund from achieving its investment objective, and the percentage change of the Fund's NAV each day may differ, perhaps significantly in amount, and possibly even direction, from two times (2x) the percentage change of the Index on such day.

In order to achieve a high degree of leverage correlation with the Index, the Fund seeks to rebalance its portfolio daily to keep exposure consistent with its investment objective. Being materially under- or overexposed to the Index may prevent the Fund from achieving a high degree of leverage correlation with the Index and may expose the Fund to greater leverage risk. Market disruptions or closure, regulatory restrictions, market volatility, illiquidity in the markets for the financial instruments in which the Fund invests, and other factors will adversely affect the Fund's ability to adjust exposure to requisite levels. The target amount of portfolio exposure is impacted dynamically by the Index's movements, including intraday movements. Because of this, it is unlikely that the Fund will have perfect leverage (2x) exposure during the day or at the end of each day and the likelihood of being materially under- or overexposed is higher on days when the Index is volatile, particularly when the Index is volatile at or near the close of the trading day.

A number of other factors may also adversely affect the Fund's leverage correlation with the Index, including fees, expenses, transaction costs, financing costs associated with the use of derivatives, income items, valuation methodology, accounting standards and disruptions or illiquidity in the markets for the securities or financial instruments in which the Fund invests. The Fund may not have investment exposure to all of the securities in the Index, or its weighting of investment exposure to securities may be different from that of the Index. In addition, the Fund may invest in securities not included in the Index. The Fund may take or refrain from taking positions in order to improve tax efficiency, comply with regulatory restrictions, or for other reasons, each of which may negatively affect the Fund's correlation with the Index. The Fund may also be subject to large movements of assets into and out of the Fund, potentially resulting in the Fund being under- or overexposed to the Index and may be impacted by Index reconstitutions and Index rebalancing events. Additionally, the Fund's underlying investments and/or reference assets may trade on markets that may not be open on the same day as the Fund, which may cause a difference



between the changes in the daily performance of the Fund and changes in the level of the Index. Any of these factors could decrease correlation between the performance of the Fund and the Index and may hinder the Fund's ability to meet its daily investment objective on or around that day.

- **Rebalancing Risk** — If for any reason the Fund is unable to rebalance all or a portion of its portfolio, or if all or a portion of the portfolio is rebalanced incorrectly, the Fund's investment exposure may not be consistent with the Fund's investment objective. In these instances, the Fund may have investment exposure to the Index that is significantly greater or less than its stated multiple. As a result, the Fund may be more exposed to leverage risk than if it had been properly rebalanced and may not achieve its investment objective.
- **Counterparty Risk** — Investing in derivatives and repurchase agreements involves entering into contracts with third parties (i.e., counterparties). The use of derivatives involves risks that are different from those associated with ordinary portfolio securities transactions. The Fund will be subject to credit risk (i.e., the risk that a counterparty is or is perceived to be unwilling or unable to make timely payments or otherwise meet its contractual obligations) with respect to the amount it expects to receive from counterparties to derivatives and repurchase agreements entered into by the Fund. If a counterparty becomes bankrupt or fails to perform its obligations, or if any collateral posted by the counterparty for the benefit of the Fund is insufficient or there are delays in the Fund's ability to access such collateral, the value of an investment in the Fund may decline.
- **Equity and Market Risk** — Equity markets are volatile, and the value of securities, swaps, futures and other instruments correlated with equity markets may fluctuate dramatically from day to day. Equity markets are subject to corporate, political, regulatory, market and economic developments, as well as developments that impact specific economic sectors, industries or segments of the market. Further, stocks in the Index may underperform other equity investments. Volatility in the markets and/or market developments may cause the value of an investment in the Fund to decrease over short or long periods of time.
- **Concentration and Focused Investing** — The Index may concentrate (i.e., composed of securities that represent 25 percent or more of the value of the Index) or focus (i.e., composed of securities that represent a substantial portion of its value, but less than 25 percent) in an industry or group of industries. The Fund will allocate its investments to approximately the same extent as the Index. As a result, the Fund may be subject to greater market fluctuations than a fund that is more broadly invested across industries. Financial, economic, business, regulatory conditions, and other developments affecting issuers in a particular industry or group of industries will have a greater effect on the Fund, and if securities of the particular industry or group of industries as a group fall out of favor, the Fund could underperform, or its

net asset value may be more volatile than, funds that have greater industry diversification.

- **Exposure to Large-Cap Company Investment Risk** — Although returns on investments in large-cap companies are often perceived as being less volatile than the returns of companies with smaller market capitalizations, the return on large-cap securities could trail the returns on investments in smaller and mid-sized companies for a number of reasons. For example, large-cap companies may be unable to respond quickly to new competitive challenges, such as changes in technology, and also may not be able to attain the high growth rate of successful smaller companies.
- **Natural Disaster/Epidemic Risk** — Natural or environmental disasters, such as earthquakes, fires, floods, hurricanes, tsunamis and other severe weather-related phenomena generally, and widespread disease, including pandemics and epidemics (for example, the novel coronavirus COVID-19), have been and can be highly disruptive to economies and markets and have recently led, and may continue to lead, to increased market volatility and significant market losses. Such natural disaster and health crises could exacerbate political, social, and economic risks, and result in significant breakdowns, delays, shutdowns, social isolation, and other disruptions to important global, local and regional supply chains affected, with potential corresponding results on the operating performance of the Fund and its investments. A climate of uncertainty and panic, including the contagion of infectious viruses or diseases, may adversely affect global, regional, and local economies and reduce the availability of potential investment opportunities, and increases the difficulty of performing due diligence and modeling market conditions, potentially reducing the accuracy of financial projections. Under these circumstances, the Fund may have difficulty achieving its investment objectives which may adversely impact Fund performance. Further, such events can be highly disruptive to economies and markets, significantly disrupt the operations of individual companies (including, but not limited to, the Fund's investment advisor, third party service providers, and counterparties), sectors, industries, markets, securities and commodity exchanges, currencies, interest and inflation rates, credit ratings, investor sentiment, and other factors affecting the value of the Fund's investments. These factors can cause substantial market volatility, exchange trading suspensions and closures, changes in the availability of and the margin requirements for certain instruments, and can impact the ability of the Fund to complete redemptions and otherwise affect Fund performance and Fund trading in the secondary market. A widespread crisis would also affect the global economy in ways that cannot necessarily be foreseen. How long such events will last and whether they will continue or recur cannot be predicted. Impacts from these could have a significant impact on the Fund's performance, resulting in losses to your investment.

- **Risk that Current Assumptions and Expectations Could Become Outdated As a Result of Global Economic Shock** —

The onset of the novel coronavirus (COVID-19) has caused significant shocks to global financial markets and economies, with many governments taking extreme actions to slow and contain the spread of COVID-19. These actions have had, and likely will continue to have, a severe economic impact on global economies as economic activity in some instances has essentially ceased. Financial markets across the globe are experiencing severe distress at least equal to what was experienced during the global financial crisis in 2008. In March 2020, U.S. equity markets entered a bear market in the fastest such move in the history of U.S. financial markets. During much of 2020, the unemployment rate in the U.S. was extremely high by historical standards. It is not possible to predict when unemployment and market conditions will return to more normal levels. The global economic shocks being experienced as of the date hereof may cause the underlying assumptions and expectations of the Fund to become outdated quickly or inaccurate, resulting in significant losses.

- **Non-Diversification Risk** — The Fund is classified as “non-diversified” under the Investment Company Act of 1940, as amended (“1940 Act”). This means it has the ability to invest a relatively high percentage of its assets in the securities of a small number of issuers or in financial instruments with a single counterparty or a few counterparties. This may increase the Fund’s volatility and increase the risk that the Fund’s performance will decline based on the performance of a single issuer or the credit of a single counterparty.

- **Index Performance Risk** — The Index is maintained by a third party provider unaffiliated with the Fund or ProFund Advisors. There can be no guarantee or assurance that the methodology used by the third party provider to create the Index will result in the Fund achieving positive returns. Further, there can be no guarantee that the methodology underlying the Index or the daily calculation of the Index will be free from error. It is also possible that the value of the Index may be subject to intentional manipulation by third-party market participants. The Index used by the Fund may underperform other asset classes and may underperform other similar indices. Each of these factors could have a negative impact on the performance of the Fund.

- **Active Investor Risk** — The Fund permits short-term trading of its securities. A significant portion of assets invested in the Fund may come from professional money managers and investors who use the Fund as part of active trading or tactical asset allocation strategies. These strategies often call for frequent trading to take advantage of anticipated changes in market conditions, which could increase portfolio turnover and may result in additional costs for the Fund. In addition, large movements of assets into and out of the Fund may have a negative impact on the Fund’s ability to achieve its investment objective or maintain a consistent level of operating expenses.

In certain circumstances, the Fund’s expense ratio may vary from current estimates or the historical ratio disclosed in this Prospectus.

- **Early Close/Late Close/Trading Halt Risk** — An exchange or market may close early, close late or issue trading halts on specific securities or financial instruments. As a result, the ability to trade certain securities or financial instruments may be restricted, which may result in the Fund being unable to trade those and other related financial instruments at all. In these circumstances, the Fund may be unable to rebalance its portfolio, may be unable to accurately price its investments and/or may incur substantial trading losses.

- **Liquidity Risk** — In certain circumstances, such as the disruption of the orderly markets for the financial instruments in which the Fund invests, the Fund might not be able to acquire or dispose of certain holdings quickly or at prices that represent true market value in the judgment of ProFund Advisors. Markets for the financial instruments in which the Fund invests may be disrupted by a number of events, including but not limited to economic crises, political crises, health crises, natural disasters, excessive volatility, new legislation, or regulatory changes inside or outside of the U.S. For example, regulation limiting the ability of certain financial institutions to invest in certain financial instruments would likely reduce the liquidity of those instruments. These situations may prevent the Fund from limiting losses, realizing gains or achieving a high leverage correlation with the Index.

- **Portfolio Turnover Risk** — The Fund may incur high portfolio turnover to manage the Fund’s investment exposure. Additionally, active trading of the Fund’s shares may cause more frequent purchase and sales activities that could, in certain circumstances, increase the number of portfolio transactions. High levels of portfolio transactions increase brokerage and other transaction costs and may result in increased taxable capital gains. Each of these factors could have a negative impact on the performance of the Fund.

- **Tax Risk** — In order to qualify for the special tax treatment accorded a regulated investment company (“RIC”) and its shareholders, the Fund must derive at least 90% of its gross income for each taxable year from “qualifying income,” meet certain asset diversification tests at the end of each taxable quarter, and meet annual distribution requirements. The Fund’s pursuit of its investment strategies will potentially be limited by the Fund’s intention to qualify for such treatment and could adversely affect the Fund’s ability to so qualify. The Fund can make certain investments, the treatment of which for these purposes is unclear. If, in any year, the Fund were to fail to qualify for the special tax treatment accorded a RIC and its shareholders, and were ineligible to or were not to cure such failure, the Fund would be taxed in the same manner as an ordinary corporation subject to U.S. federal income tax on all its income at the fund level. The resulting taxes could substantially reduce the Fund’s net assets and the amount of

income available for distribution. In addition, in order to qualify for taxation as a RIC, the Fund could be required to recognize unrealized gains, pay substantial taxes and interest, and make certain distributions. Please see the Statement of Additional Information for more information.

- **Valuation Risk** — In certain circumstances (e.g., if ProFund Advisors believes market quotations do not accurately reflect the fair value of an investment, or a trading halt closes an exchange or market early), ProFund Advisors may, in its sole discretion, choose to determine a fair value price as the basis for determining the market value of such investment for such day. The fair value of an investment determined by ProFund Advisors may be different from other value determinations of the same investment. Portfolio investments that are valued using techniques other than market quotations, including “fair valued” investments, may be subject to greater fluctuation in their value from one day to the next than would be the case if market quotations were used. In addition, there is no assurance that the Fund could sell a portfolio investment for the value established for it at any time, and it is possible that the Fund would incur a loss because a portfolio investment is sold at a discount to its established value.

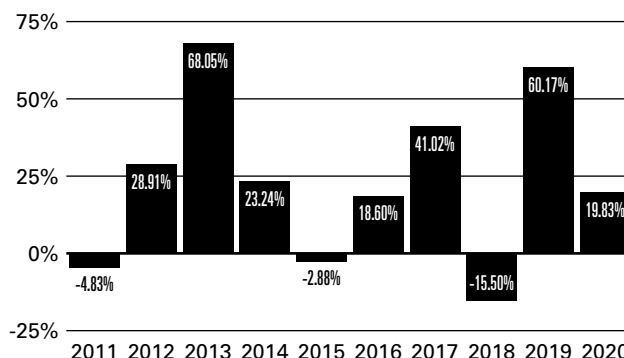
Please see “Investment Objectives, Principal Investment Strategies and Related Risks” in the Fund’s Prospectus for additional details.

## Investment Results

The bar chart below shows how the Fund’s investment results have varied from year to year, and the table shows how the Fund’s average annual total returns for various periods compare with a broad measure of market performance. This information provides some indication of the risks of investing in the Fund. The Fund’s performance information reflects applicable fee waivers and/or expense limitations in effect during the period presented. Absent such fee waivers/expense limitations, if any, performance would have been lower. It does not reflect charges and fees associated with a separate account that invests in the Fund or any insurance contract for which it is an investment

option. Charges and fees will reduce returns. Past results are not predictive of future results.

## Annual Returns as of December 31



Best Quarter (ended 6/30/2020): **40.32%**

Worst Quarter (ended 3/31/2020): **-41.39%**

The year-to-date return as of the most recent quarter, which ended March 31, 2021, was 11.38%.

## Average Annual Total Returns

As of December 31, 2020

	One Year	Five Years	Ten Years	Inception Date
ProFund VP UltraBull	19.83%	22.09%	20.94%	1/22/2001
S&P 500 <sup>®1</sup>	18.40%	15.22%	13.88%	

- 1 Reflects no deduction for fees, expenses or taxes. Adjusted to reflect the reinvestment of dividends paid by issuers in the Index.

Annual returns are required to be shown and should not be interpreted as suggesting that the Fund should or should not be held for longer periods of time.

## Management

The Fund is advised by ProFund Advisors. Michael Neches, Senior Portfolio Manager, and Devin Sullivan, Portfolio Manager,

have jointly and primarily managed the Fund since October 2013 and March 2018, respectively.

### **Purchase and Sale of Fund Shares**

Shares are available for purchase by insurance company separate accounts to serve as an investment medium for variable insurance contracts, and by qualified pension and retirement plans, certain insurance companies, and ProFund Advisors. Investors do not contact the Fund directly to purchase or redeem shares. Please refer to the prospectus of the relevant separate account for information on the allocation of premiums and on transfers of accumulated value among sub-accounts of the separate accounts that invest in the Fund.

### **Tax Information**

The Fund normally distributes its net investment income and net realized capital gains, if any, to its shareholders. If you are a holder of a contract or policy that invests in the Fund through an insurance company separate account, then these distributions will generally not be taxable to you; please consult the prospectus or other information provided to you by the insurance company regarding the tax consequences of your contract or policy. If you

are a holder of such a contract or policy, or if you are investing through a pension or retirement plan that is a tax-advantaged arrangement, you may be taxed later upon distributions with respect to or from those contracts or arrangements. The Fund intends to distribute income, if any, and capital gains, if any, at least annually.

### **Payments to Insurance Companies and Other Financial Intermediaries**

The Fund or its distributor (and related companies) may pay insurance companies, which in turn may pay broker-dealers or other financial intermediaries (such as banks and insurance companies, or their related companies) for the sale and retention of variable contracts and/or policies which offer Fund shares. These payments may create a conflict of interest for a financial intermediary selling such variable contracts and/or policies, or may be a factor in the insurance company's decision to include the Fund as an investment option in its variable contract or policy. For more information, ask your financial advisor, visit your financial intermediary's website or consult the prospectus for the contract or policy.

## Important Information About the Fund

ProFund VP UltraMid-Cap (the “Fund”) seeks daily investment results, before fees and expenses, that correspond to two times (2x) the return of the S&P MidCap 400<sup>®</sup> Index (the “Index”) **for a single day**, not for any other period. A “single day” is measured from the time the Fund calculates its net asset value (“NAV”) to the time of the Fund’s next NAV calculation. **The return of the Fund for periods longer than a single day will be the result of its return for each day compounded over the period. The Fund’s returns for periods longer than a single day will very likely differ in amount, and possibly even direction, from the Fund’s stated multiple (2x) times the return of the Index for the same period. For periods longer than a single day, the Fund will lose money if the Index’s performance is flat, and it is possible that the Fund will lose money even if the level of the Index rises.** Longer holding periods, higher Index volatility, and greater leveraged exposure each exacerbate the impact of compounding on an investor’s returns. During periods of higher Index volatility, the volatility of the Index may affect the Fund’s return as much as or more than the return of the Index.

**The Fund presents different risks than other types of funds. The Fund uses leverage and is riskier than similarly benchmarked funds that do not use leverage. The Fund may not be suitable for all investors and should be used only by knowledgeable investors who understand the consequences of seeking daily leverage (2x) investment results, including the impact of compounding on Fund performance. Investors in the Fund should actively manage and monitor their investments, as frequently as daily. An investor in the Fund could potentially lose the full principal value of their investment within a single day.**

## Investment Objective

The Fund seeks daily investment results, before fees and expenses, that correspond to two times (2x) the daily performance of the Index. **The Fund does not seek to achieve its stated investment objective over a period of time greater than a single day.**

## Fees and Expenses of the Fund

The table below describes the fees and expenses that you may pay if you buy, hold, and sell shares of the Fund. The expenses shown do not reflect charges or fees associated with insurance company separate accounts or insurance contracts, which would have the effect of increasing overall expenses. Annuity and policy holders should consult the prospectus for their contract or policy for more information about such charges and fees.

## Annual Fund Operating Expenses

(expenses that you pay each year as a percentage of the value of your investment)

Investment Advisory Fees	0.75%
Distribution and Service (12b-1) Fees	0.25%
Other Expenses	0.79%

## Total Annual Fund Operating Expenses Before Fee

Waivers and Expense Reimbursements	1.79%
Fee Waivers/Reimbursements <sup>1</sup>	-0.11%

## Total Annual Fund Operating Expenses After Fee

Waivers and Expense Reimbursements	<u>1.68%</u>
------------------------------------	--------------

<sup>1</sup> ProFund Advisors LLC (“ProFund Advisors”) has contractually agreed to waive Investment Advisory and Management Services Fees and to reimburse Other Expenses to the extent Total Annual Fund Operating Expenses Before Fee Waivers and Expense Reimbursements, as a percentage of average daily net assets, exceed 1.68% through April 30, 2022. After such date, the expense limitation may be terminated or revised by ProFund Advisors. Amounts waived or reimbursed in a particular contractual period may be recouped by ProFund Advisors within three years of the end of that contractual period, however, such recoupment will be limited to the lesser of any expense limitation in place at the time of recoupment or the expense limitation in place at the time of waiver or reimbursement.

**Example:** This example is intended to help you compare the cost of investing in the Fund with the cost of investing in other mutual funds.

The example assumes that you invest \$10,000 in the Fund for the time periods indicated and then redeem all of your shares at the end of each period. The example also assumes that your investment has a 5% return each year and that the Fund’s operating expenses remain the same, except that the fee waiver/expense reimbursement is assumed only to pertain to the first year. It does not reflect separate account or insurance contract fees or charges. If these charges were reflected, expenses would be higher. Although your actual costs may be higher or lower, based on these assumptions your approximate costs would be:

	1Year	3Years	5Years	10Years
ProFund VP UltraMid-Cap	\$171	\$553	\$959	\$2,096

The Fund pays transaction and financing costs associated with the purchase and sale of securities and derivatives. These costs are not reflected in the table or the example above.

## Portfolio Turnover

The Fund pays transaction costs, such as commissions, when it buys and sells securities (or “turns over” its portfolio). A higher portfolio turnover rate may indicate higher transaction costs.



These costs, which are not reflected in the Annual Fund Operating Expenses or in the example above, affect the Fund's performance. During the most recent fiscal year, the Fund's annual portfolio turnover rate was 488% of the average value of its entire portfolio. This portfolio turnover rate is calculated without regard to cash instruments or derivatives transactions. If such transactions were included, the Fund's portfolio turnover rate would be significantly higher.

## Principal Investment Strategies

The Fund invests in financial instruments that ProFund Advisors believes, in combination, should produce daily returns consistent with the Fund's investment objective. The Index is constructed and maintained by S&P Dow Jones Indices LLC. The Index is a measure of mid-size company U.S. stock market performance. It is a float-adjusted, market capitalization-weighted index of 400 U.S. operating companies and real estate investment trusts selected through a process that factors in criteria such as liquidity, price, market capitalization and financial viability. The Index is published under the Bloomberg ticker symbol "MID."

The Fund will invest principally in the financial instruments set forth below. The Fund expects that its cash balances maintained in connection with the use of financial instruments will typically be held in money market instruments.

- **Equity Securities** — The Fund invests in common stock issued by public companies.
- **Derivatives** — The Fund invests in derivatives, which are financial instruments whose value is derived from the value of an underlying asset or assets, such as stocks, bonds, funds (including exchange-traded funds ("ETFs")), interest rates or indexes. The Fund invests in derivatives as a substitute for investing directly in securities in order to seek returns for a single day that are leverage (2x) to the returns of the Index for that day. These derivatives principally include:
  - **Swap Agreements** — Contracts entered into primarily with major global financial institutions for a specified period ranging from a day to more than one year. In a standard "swap" transaction, two parties agree to exchange the return (or differentials in rates of return) earned or realized on particular predetermined investments or instruments. The gross return to be exchanged or "swapped" between the parties is calculated with respect to a "notional amount," e.g., the return on or change in value of a particular dollar amount invested in a "basket" of securities or an ETF representing a particular index.
  - **Futures Contracts** — Standardized contracts traded on, or subject to the rules of, an exchange that call for the future delivery of a specified quantity and type of asset at a specified time and place or, alternatively, may call for cash settlement.
- **Money Market Instruments** — The Fund invests in short-term cash instruments that have a remaining maturity of 397

days or less and exhibit high quality credit profiles, for example:

- **U.S. Treasury Bills** — U.S. government securities that have initial maturities of one year or less, and are supported by the full faith and credit of the U.S. government.
- **Repurchase Agreements** — Contracts in which a seller of securities, usually U.S. government securities or other money market instruments, agrees to buy the securities back at a specified time and price. Repurchase agreements are primarily used by the Fund as a short-term investment vehicle for cash positions.

ProFund Advisors uses a mathematical approach to investing. Using this approach, ProFund Advisors determines the type, quantity and mix of investment positions that it believes, in combination, the Fund should hold to produce daily returns consistent with the daily Fund's investment objective. The Fund may invest in or gain exposure to only a representative sample of the securities in the Index or to securities not contained in the Index or in financial instruments, with the intent of obtaining exposure with aggregate characteristics similar to those of a multiple of the single day returns of the Index. In managing the assets of the Fund, ProFund Advisors does not invest the assets of the Fund in securities or financial instruments based on ProFund Advisors' view of the investment merit of a particular security, instrument, or company, nor does it conduct conventional investment research or analysis or forecast market movement or trends. The Fund seeks to remain fully invested at all times in securities and/or financial instruments that, in combination, provide leveraged exposure to the single day returns of the Index, consistent with its investment objective, without regard to market conditions, trends or direction. The Fund seeks investment results for a single day only, measured as the time the Fund calculates its NAV to the next time the Fund calculates its NAV, and not for any other period.

The Fund seeks to engage in daily rebalancing to position its portfolio so that its exposure to the Index is consistent with the Fund's daily investment objective. The time and manner in which the Fund rebalances its portfolio may vary from day to day at the discretion of ProFund Advisors, depending on market conditions and other circumstances. The Index's movements during the day will affect whether the Fund's portfolio needs to be rebalanced. For example, if the Index has risen on a given day, net assets of the Fund should rise (assuming there were no share redemptions). As a result, the Fund's exposure will need to be increased. Conversely, if the Index has fallen on a given day, net assets of the Fund should fall (assuming there were no shares issued). As a result, the Fund's exposure will need to be decreased.

**Daily rebalancing and the compounding of each day's return over time means that the return of the Fund for a period longer than a single day will be the result of each day's returns compounded over the period, which will very likely**

differ in amount, and possibly even direction, from two times (2x) the return of the Index for the same period. The Fund will lose money if the Index's performance is flat over time, and the Fund can lose money regardless of the performance of the Index, as a result of daily rebalancing, the Index's volatility, compounding of each day's return and other factors. See "Principal Risks" below.

The Fund will concentrate or focus its investments in a particular industry or group of industries to approximately the same extent the Index is so concentrated or focused. As of December 31, 2020, the Index was not concentrated in an industry group, but was focused in the industrials, information technology, and financials industry groups.

Please see "Investment Objectives, Principal Investment Strategies and Related Risks" in the Fund's Prospectus for additional details.

## Principal Risks

**You may lose the full principal value of your investment within a single day.**

The principal risks described below are intended to provide information about the factors likely to have a significant adverse impact on the Fund's returns and consequently the value of an investment in the Fund. The risks are presented in an order intended to facilitate readability and their order does not imply that the realization of one risk is more likely to occur than another risk or likely to have a greater adverse impact than another risk.

- **Risks Associated with the Use of Derivatives** — Investing in derivatives may be considered aggressive and may expose the Fund to greater risks and may result in larger losses or smaller gains than investing directly in the reference asset(s) underlying those derivatives. These risks include counterparty risk, liquidity risk and increased correlation risk. When the Fund uses derivatives, there may be imperfect correlation between the value of the reference asset(s) underlying the derivative (e.g., the Index) and the derivative, which may prevent the Fund from achieving its investment objective. Because derivatives often require only a limited initial investment, the use of derivatives also may expose the Fund to losses in excess of those amounts initially invested. The Fund may use a combination of swaps on the Index and swaps on an ETF that is designed to track the performance of the Index. The performance of an ETF may not track the performance of the Index due to embedded costs and other factors. Thus, to the extent the Fund invests in swaps that use an ETF as the reference asset, the Fund may be subject to greater correlation risk and may not achieve as high a degree of correlation with the Index as it would if the Fund only used swaps on the Index. Moreover, with respect to the use of swap agreements, if the Index has a dramatic intraday move that causes a material decline in the Fund's net assets, the terms of a swap agreement between the Fund and its counterparty may permit the counterparty to immediately close out the transaction

with the Fund. In that event, the Fund may be unable to enter into another swap agreement or invest in other derivatives to achieve the desired exposure consistent with the Fund's investment objective. This, in turn, may prevent the Fund from achieving its investment objective, even if the Index reverses all or a portion of its intraday move by the end of the day. As a result, the value of an investment in the Fund may change quickly and without warning. Any costs associated with using derivatives will also have the effect of lowering the Fund's return.

- **Leverage Risk** — The Fund obtains investment exposure in excess of its assets in seeking to achieve its investment objective — a form of leverage — and will lose more money in market environments adverse to its daily objective than a similar fund that does not employ such leverage. The use of such leverage increases the risk of a total loss of an investor's investment. For example, because the Fund includes a multiplier of two times (2x) the Index, a single day movement in the Index approaching 50% at any point in the day could result in the total loss of an investor's investment if that movement is contrary to the investment objective of the Fund, even if the Index subsequently moves in an opposite direction, eliminating all or a portion of the earlier movement. This would be the case with any such single day movements in the Index, even if the Index maintains a level greater than zero at all times. In addition, the use of leverage may increase the volatility of the Fund and magnify any differences between the performance of the Fund and the Index.
- **Compounding Risk** — The Fund has a single day investment objective, and the Fund's performance for any other period is the result of its return for each day compounded over the period. The performance of the Fund for periods longer than a single day will very likely differ in amount, and possibly even direction, from two times (2x) the daily return of the Index for the same period, before accounting for fees and expenses. This effect becomes more pronounced as Index volatility and holding periods increase. Fund performance for a period longer than a single day can be estimated given any set of assumptions for the following factors: (a) Index volatility; (b) Index performance; (c) period of time; (d) financing rates associated with leveraged exposure; (e) other Fund expenses; and (f) dividends or interest paid with respect to securities in the Index. The chart below illustrates the impact of two principal factors — Index volatility and Index performance — on Fund performance. The chart shows estimated Fund returns for a number of combinations of Index volatility and Index performance over a one-year period. Actual volatility, Index and Fund performance may differ significantly from the chart below. Performance shown in the chart assumes: (a) no dividends paid with respect to securities included in the Index; (b) no Fund expenses; and (c) borrowing/lending rates (to obtain leveraged exposure) of zero percent. If Fund

expenses and/or actual borrowing/lending rates were reflected, the Fund's performance would be different than shown.

Areas shaded darker represent those scenarios where the Fund can be expected to return less than two times (2x) the performance of the Index.

Estimated Fund Returns						
Index Performance		One Year Volatility Rate				
One Year Index	Two times (2x) the One Year Index	10%	25%	50%	75%	100%
-60%	-120%	-84.2%	-85.0%	-87.5%	-90.9%	-94.1%
-50%	-100%	-75.2%	-76.5%	-80.5%	-85.8%	-90.8%
-40%	-80%	-64.4%	-66.2%	-72.0%	-79.5%	-86.8%
-30%	-60%	-51.5%	-54.0%	-61.8%	-72.1%	-82.0%
-20%	-40%	-36.6%	-39.9%	-50.2%	-63.5%	-76.5%
-10%	-20%	-19.8%	-23.9%	-36.9%	-53.8%	-70.2%
0%	0%	-1.0%	-6.1%	-22.1%	-43.0%	-63.2%
10%	20%	19.8%	13.7%	-5.8%	-31.1%	-55.5%
20%	40%	42.6%	35.3%	12.1%	-18.0%	-47.0%
30%	60%	67.3%	58.8%	31.6%	-3.7%	-37.8%
40%	80%	94.0%	84.1%	52.6%	11.7%	-27.9%
50%	100%	122.8%	111.4%	75.2%	28.2%	-17.2%
60%	120%	153.5%	140.5%	99.4%	45.9%	-5.8%

The foregoing table is intended to isolate the effect of Index volatility and Index performance on the return of the Fund and is not a representation of actual returns. For example, the Fund may incorrectly be expected to achieve a -40% return on a yearly basis if the Index return were -20%, absent the effects of compounding. As the table shows, with Index volatility of 50%, the Fund could be expected to return -50.2% under such a scenario. The Fund's actual returns may be significantly better or worse than the returns shown above as a result of any of the factors discussed above or in "Principal Risks — Correlation Risk" below.

The Index's annualized historical volatility rate for the five-year period ended December 31, 2020 was 22.34%. The Index's highest December to December volatility rate during the five-year period was 41.07% (December 31, 2020). The Index's annualized total return performance for the five-year period ended December 31, 2020 was 12.35%. Historical Index volatility and performance are not indications of what the Index volatility and performance will be in the future. The volatility of U.S. exchange-traded securities or instruments that reflect the value of the Index may differ from the volatility of the Index.

**For additional graphs and charts demonstrating the effects of Index volatility and Index performance on the long-term performance of the Fund, see "Understanding the Risks and Long-Term Performance of Daily Objective Funds — The Impact of Compounding" in the Fund's**

### **Prospectus and "Special Note Regarding the Correlation Risks of Geared Funds" in the Fund's Statement of Additional Information.**

- **Correlation Risk** — A number of factors may affect the Fund's ability to achieve a high degree of leverage correlation with the Index, and there is no guarantee that the Fund will achieve a high degree of leverage correlation. Failure to achieve a high degree of leverage correlation may prevent the Fund from achieving its investment objective, and the percentage change of the Fund's NAV each day may differ, perhaps significantly in amount, and possibly even direction, from two times (2x) the percentage change of the Index on such day.

In order to achieve a high degree of leverage correlation with the Index, the Fund seeks to rebalance its portfolio daily to keep exposure consistent with its investment objective. Being materially under- or overexposed to the Index may prevent the Fund from achieving a high degree of leverage correlation with the Index and may expose the Fund to greater leverage risk. Market disruptions or closure, regulatory restrictions, market volatility, illiquidity in the markets for the financial instruments in which the Fund invests, and other factors will adversely affect the Fund's ability to adjust exposure to requisite levels. The target amount of portfolio exposure is impacted dynamically by the Index's movements, including intraday movements. Because of this, it is unlikely that the Fund will have perfect leverage (2x) exposure during the day or at the end of each day and the likelihood of being materially under- or overexposed is higher on days when the Index is volatile, particularly when the Index is volatile at or near the close of the trading day.

A number of other factors may also adversely affect the Fund's leverage correlation with the Index, including fees, expenses, transaction costs, financing costs associated with the use of derivatives, income items, valuation methodology, accounting standards and disruptions or illiquidity in the markets for the securities or financial instruments in which the Fund invests. The Fund may not have investment exposure to all of the securities in the Index, or its weighting of investment exposure to securities may be different from that of the Index. In addition, the Fund may invest in securities not included in the Index. The Fund may take or refrain from taking positions in order to improve tax efficiency, comply with regulatory restrictions, or for other reasons, each of which may negatively affect the Fund's correlation with the Index. The Fund may also be subject to large movements of assets into and out of the Fund, potentially resulting in the Fund being under- or overexposed to the Index and may be impacted by Index reconstitutions and Index rebalancing events. Additionally, the Fund's underlying investments and/or reference assets may trade on markets that may not be open on the same day as the Fund, which may cause a difference between the changes in the daily performance of the Fund and

changes in the level of the Index. Any of these factors could decrease correlation between the performance of the Fund and the Index and may hinder the Fund's ability to meet its daily investment objective on or around that day.

- **Rebalancing Risk** — If for any reason the Fund is unable to rebalance all or a portion of its portfolio, or if all or a portion of the portfolio is rebalanced incorrectly, the Fund's investment exposure may not be consistent with the Fund's investment objective. In these instances, the Fund may have investment exposure to the Index that is significantly greater or less than its stated multiple. As a result, the Fund may be more exposed to leverage risk than if it had been properly rebalanced and may not achieve its investment objective.
- **Counterparty Risk** — Investing in derivatives and repurchase agreements involves entering into contracts with third parties (i.e., counterparties). The use of derivatives involves risks that are different from those associated with ordinary portfolio securities transactions. The Fund will be subject to credit risk (i.e., the risk that a counterparty is or is perceived to be unwilling or unable to make timely payments or otherwise meet its contractual obligations) with respect to the amount it expects to receive from counterparties to derivatives and repurchase agreements entered into by the Fund. If a counterparty becomes bankrupt or fails to perform its obligations, or if any collateral posted by the counterparty for the benefit of the Fund is insufficient or there are delays in the Fund's ability to access such collateral, the value of an investment in the Fund may decline.
- **Exposure to Small- and Mid-Cap Company Investment Risk** — The risk of equity investing may be particularly acute for securities of issuers with smaller market capitalizations. Small- and mid-cap companies may have limited product lines or resources, may be dependent upon a particular market niche and may have greater fluctuations in price than the stocks of larger companies. Small- and mid-cap companies may lack the financial and personnel resources to handle economic or industry-wide setbacks and, as a result, such setbacks could have a greater effect on small- and mid-cap security prices. Additionally, small- and mid-cap company stocks may trade at greater spreads or lower trading volumes, and may be less liquid than the stocks of larger companies. Further, stocks of small- and mid-sized companies could be more difficult to liquidate during market downturns compared to larger, more widely traded companies.
- **Equity and Market Risk** — Equity markets are volatile, and the value of securities, swaps, futures and other instruments correlated with equity markets may fluctuate dramatically from day to day. Equity markets are subject to corporate, political, regulatory, market and economic developments, as well as developments that impact specific economic sectors, industries or segments of the market. Further, stocks in the Index may underperform other equity investments. Volatility in the markets and/or market developments may cause the

value of an investment in the Fund to decrease over short or long periods of time.

- **Concentration and Focused Investing** — The Index may concentrate (i.e., composed of securities that represent 25 percent or more of the value of the Index) or focus (i.e., composed of securities that represent a substantial portion of its value, but less than 25 percent) in an industry or group of industries. The Fund will allocate its investments to approximately the same extent as the Index. As a result, the Fund may be subject to greater market fluctuations than a fund that is more broadly invested across industries. Financial, economic, business, regulatory conditions, and other developments affecting issuers in a particular industry or group of industries will have a greater effect on the Fund, and if securities of the particular industry or group of industries as a group fall out of favor, the Fund could underperform, or its net asset value may be more volatile than, funds that have greater industry diversification.
- **Natural Disaster/Epidemic Risk** — Natural or environmental disasters, such as earthquakes, fires, floods, hurricanes, tsunamis and other severe weather-related phenomena generally, and widespread disease, including pandemics and epidemics (for example, the novel coronavirus COVID-19), have been and can be highly disruptive to economies and markets and have recently led, and may continue to lead, to increased market volatility and significant market losses. Such natural disaster and health crises could exacerbate political, social, and economic risks, and result in significant breakdowns, delays, shutdowns, social isolation, and other disruptions to important global, local and regional supply chains affected, with potential corresponding results on the operating performance of the Fund and its investments. A climate of uncertainty and panic, including the contagion of infectious viruses or diseases, may adversely affect global, regional, and local economies and reduce the availability of potential investment opportunities, and increases the difficulty of performing due diligence and modeling market conditions, potentially reducing the accuracy of financial projections. Under these circumstances, the Fund may have difficulty achieving its investment objectives which may adversely impact Fund performance. Further, such events can be highly disruptive to economies and markets, significantly disrupt the operations of individual companies (including, but not limited to, the Fund's investment advisor, third party service providers, and counterparties), sectors, industries, markets, securities and commodity exchanges, currencies, interest and inflation rates, credit ratings, investor sentiment, and other factors affecting the value of the Fund's investments. These factors can cause substantial market volatility, exchange trading suspensions and closures, changes in the availability of and the margin requirements for certain instruments, and can impact the ability of the Fund to complete redemptions and otherwise



affect Fund performance and Fund trading in the secondary market. A widespread crisis would also affect the global economy in ways that cannot necessarily be foreseen. How long such events will last and whether they will continue or recur cannot be predicted. Impacts from these could have a significant impact on the Fund's performance, resulting in losses to your investment.

• **Risk that Current Assumptions and Expectations Could Become Outdated As a Result of Global Economic Shock** —

The onset of the novel coronavirus (COVID-19) has caused significant shocks to global financial markets and economies, with many governments taking extreme actions to slow and contain the spread of COVID-19. These actions have had, and likely will continue to have, a severe economic impact on global economies as economic activity in some instances has essentially ceased. Financial markets across the globe are experiencing severe distress at least equal to what was experienced during the global financial crisis in 2008. In March 2020, U.S. equity markets entered a bear market in the fastest such move in the history of U.S. financial markets. During much of 2020, the unemployment rate in the U.S. was extremely high by historical standards. It is not possible to predict when unemployment and market conditions will return to more normal levels. The global economic shocks being experienced as of the date hereof may cause the underlying assumptions and expectations of the Fund to become outdated quickly or inaccurate, resulting in significant losses.

• **Non-Diversification Risk** — The Fund is classified as “non-diversified” under the Investment Company Act of 1940, as amended (“1940 Act”). This means it has the ability to invest a relatively high percentage of its assets in the securities of a small number of issuers or in financial instruments with a single counterparty or a few counterparties. This may increase the Fund's volatility and increase the risk that the Fund's performance will decline based on the performance of a single issuer or the credit of a single counterparty.

• **Index Performance Risk** — The Index is maintained by a third party provider unaffiliated with the Fund or ProFund Advisors. There can be no guarantee or assurance that the methodology used by the third party provider to create the Index will result in the Fund achieving positive returns. Further, there can be no guarantee that the methodology underlying the Index or the daily calculation of the Index will be free from error. It is also possible that the value of the Index may be subject to intentional manipulation by third-party market participants. The Index used by the Fund may underperform other asset classes and may underperform other similar indices. Each of these factors could have a negative impact on the performance of the Fund.

• **Active Investor Risk** — The Fund permits short-term trading of its securities. A significant portion of assets invested in the Fund may come from professional money managers and investors who use the Fund as part of active trading or tactical

asset allocation strategies. These strategies often call for frequent trading to take advantage of anticipated changes in market conditions, which could increase portfolio turnover and may result in additional costs for the Fund. In addition, large movements of assets into and out of the Fund may have a negative impact on the Fund's ability to achieve its investment objective or maintain a consistent level of operating expenses. In certain circumstances, the Fund's expense ratio may vary from current estimates or the historical ratio disclosed in this Prospectus.

• **Early Close/Late Close/Trading Halt Risk** — An exchange or market may close early, close late or issue trading halts on specific securities or financial instruments. As a result, the ability to trade certain securities or financial instruments may be restricted, which may result in the Fund being unable to trade those and other related financial instruments at all. In these circumstances, the Fund may be unable to rebalance its portfolio, may be unable to accurately price its investments and/or may incur substantial trading losses.

• **Liquidity Risk** — In certain circumstances, such as the disruption of the orderly markets for the financial instruments in which the Fund invests, the Fund might not be able to acquire or dispose of certain holdings quickly or at prices that represent true market value in the judgment of ProFund Advisors. Markets for the financial instruments in which the Fund invests may be disrupted by a number of events, including but not limited to economic crises, political crises, health crises, natural disasters, excessive volatility, new legislation, or regulatory changes inside or outside of the U.S. For example, regulation limiting the ability of certain financial institutions to invest in certain financial instruments would likely reduce the liquidity of those instruments. These situations may prevent the Fund from limiting losses, realizing gains or achieving a high leverage correlation with the Index.

• **Portfolio Turnover Risk** — The Fund may incur high portfolio turnover to manage the Fund's investment exposure. Additionally, active trading of the Fund's shares may cause more frequent purchase and sales activities that could, in certain circumstances, increase the number of portfolio transactions. High levels of portfolio transactions increase brokerage and other transaction costs and may result in increased taxable capital gains. Each of these factors could have a negative impact on the performance of the Fund.

• **Tax Risk** — In order to qualify for the special tax treatment accorded a regulated investment company (“RIC”) and its shareholders, the Fund must derive at least 90% of its gross income for each taxable year from “qualifying income,” meet certain asset diversification tests at the end of each taxable quarter, and meet annual distribution requirements. The Fund's pursuit of its investment strategies will potentially be limited by the Fund's intention to qualify for such treatment and could adversely affect the Fund's ability to so qualify. The Fund can make certain investments, the treatment of which for these purposes is unclear. If, in any year, the Fund were to



fail to qualify for the special tax treatment accorded a RIC and its shareholders, and were ineligible to or were not to cure such failure, the Fund would be taxed in the same manner as an ordinary corporation subject to U.S. federal income tax on all its income at the fund level. The resulting taxes could substantially reduce the Fund's net assets and the amount of income available for distribution. In addition, in order to requalify for taxation as a RIC, the Fund could be required to recognize unrealized gains, pay substantial taxes and interest, and make certain distributions. Please see the Statement of Additional Information for more information.

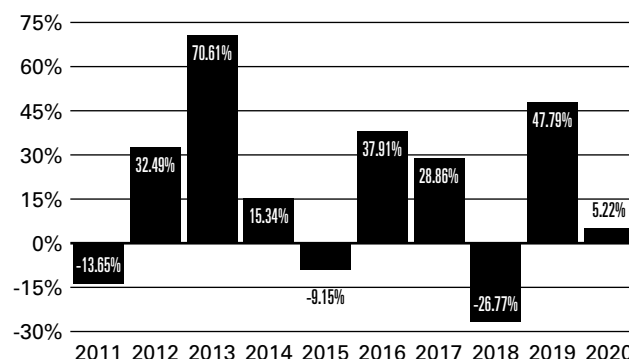
- **Valuation Risk** — In certain circumstances (e.g., if ProFund Advisors believes market quotations do not accurately reflect the fair value of an investment, or a trading halt closes an exchange or market early), ProFund Advisors may, in its sole discretion, choose to determine a fair value price as the basis for determining the market value of such investment for such day. The fair value of an investment determined by ProFund Advisors may be different from other value determinations of the same investment. Portfolio investments that are valued using techniques other than market quotations, including "fair valued" investments, may be subject to greater fluctuation in their value from one day to the next than would be the case if market quotations were used. In addition, there is no assurance that the Fund could sell a portfolio investment for the value established for it at any time, and it is possible that the Fund would incur a loss because a portfolio investment is sold at a discount to its established value.

Please see "Investment Objectives, Principal Investment Strategies and Related Risks" in the Fund's Prospectus for additional details.

## Investment Results

The bar chart below shows how the Fund's investment results have varied from year to year, and the table shows how the Fund's average annual total returns for various periods compare with a broad measure of market performance. This information provides some indication of the risks of investing in the Fund. The Fund's performance information reflects applicable fee waivers and/or expense limitations in effect during the period presented. Absent such fee waivers/expense limitations, if any, performance would have been lower. It does not reflect charges and fees associated with a separate account that invests in the Fund or any insurance contract for which it is an investment option. Charges and fees will reduce returns. Past results are not predictive of future results.

## Annual Returns as of December 31



Best Quarter (ended 12/31/2020): **52.23%**

Worst Quarter (ended 3/31/2020): **-56.15%**

The year-to-date return as of the most recent quarter, which ended March 31, 2021, was 26.24%.

## Average Annual Total Returns

As of December 31, 2020

	One Year	Five Years	Ten Years	Inception Date
ProFund VP UltraMid-Cap	5.22%	15.14%	15.26%	5/1/2002
<b>S&amp;P MidCap 400®<sup>1</sup></b>	<b>13.66%</b>	<b>12.35%</b>	<b>11.51%</b>	

1 Reflects no deduction for fees, expenses or taxes. Adjusted to reflect the reinvestment of dividends paid by issuers in the Index.

Annual returns are required to be shown and should not be interpreted as suggesting that the Fund should or should not be held for longer periods of time.

## Management

The Fund is advised by ProFund Advisors. Michael Neches, Senior Portfolio Manager, and Devin Sullivan, Portfolio Manager, have jointly and primarily managed the Fund since October 2013 and March 2018, respectively.

## Purchase and Sale of Fund Shares

Shares are available for purchase by insurance company separate accounts to serve as an investment medium for variable insurance contracts, and by qualified pension and retirement plans, certain insurance companies, and ProFund Advisors. Investors do not contact the Fund directly to purchase or redeem shares. Please refer to the prospectus of the relevant separate

account for information on the allocation of premiums and on transfers of accumulated value among sub-accounts of the separate accounts that invest in the Fund.

### **Tax Information**

The Fund normally distributes its net investment income and net realized capital gains, if any, to its shareholders. If you are a holder of a contract or policy that invests in the Fund through an insurance company separate account, then these distributions will generally not be taxable to you; please consult the prospectus or other information provided to you by the insurance company regarding the tax consequences of your contract or policy. If you are a holder of such a contract or policy, or if you are investing through a pension or retirement plan that is a tax-advantaged arrangement, you may be taxed later upon distributions with respect to or from those contracts or arrangements. The Fund intends to distribute income, if any, and capital gains, if any, at least annually.

### **Payments to Insurance Companies and Other Financial Intermediaries**

The Fund or its distributor (and related companies) may pay insurance companies, which in turn may pay broker-dealers or other financial intermediaries (such as banks and insurance companies, or their related companies) for the sale and retention of variable contracts and/or policies which offer Fund shares. These payments may create a conflict of interest for a financial intermediary selling such variable contracts and/or policies, or may be a factor in the insurance company's decision to include the Fund as an investment option in its variable contract or policy. For more information, ask your financial advisor, visit your financial intermediary's website or consult the prospectus for the contract or policy.

## Important Information About the Fund

ProFund VP UltraNasdaq-100 (the “Fund”) seeks daily investment results, before fees and expenses, that correspond to two times (2x) the return of the Nasdaq-100<sup>®</sup> Index (the “Index”) **for a single day**, not for any other period. A “single day” is measured from the time the Fund calculates its net asset value (“NAV”) to the time of the Fund’s next NAV calculation. **The return of the Fund for periods longer than a single day will be the result of its return for each day compounded over the period.** The Fund’s returns for periods longer than a single day will very likely differ in amount, and possibly even direction, from the Fund’s stated multiple (2x) times the return of the Index for the same period. For periods longer than a single day, the Fund will lose money if the Index’s performance is flat, and it is possible that the Fund will lose money even if the level of the Index rises. Longer holding periods, higher Index volatility, and greater leveraged exposure each exacerbate the impact of compounding on an investor’s returns. During periods of higher Index volatility, the volatility of the Index may affect the Fund’s return as much as or more than the return of the Index.

**The Fund presents different risks than other types of funds. The Fund uses leverage and is riskier than similarly benchmarked funds that do not use leverage. The Fund may not be suitable for all investors and should be used only by knowledgeable investors who understand the consequences of seeking daily leverage (2x) investment results, including the impact of compounding on Fund performance. Investors in the Fund should actively manage and monitor their investments, as frequently as daily. An investor in the Fund could potentially lose the full principal value of their investment within a single day.**

## Investment Objective

The Fund seeks daily investment results, before fees and expenses, that correspond to two times (2x) the daily performance of the Index. **The Fund does not seek to achieve its stated investment objective over a period of time greater than a single day.**

## Fees and Expenses of the Fund

The table below describes the fees and expenses that you may pay if you buy, hold, and sell shares of the Fund. The expenses shown do not reflect charges or fees associated with insurance company separate accounts or insurance contracts, which would have the effect of increasing overall expenses. Annuity and policy holders should consult the prospectus for their contract or policy for more information about such charges and fees.

## Annual Fund Operating Expenses

(expenses that you pay each year as a percentage of the value of your investment)

Investment Advisory Fees	0.75%
Distribution and Service (12b-1) Fees	0.25%
Other Expenses	0.74%

## Total Annual Fund Operating Expenses Before Fee

Waivers and Expense Reimbursements	1.74%
Fee Waivers/Reimbursements <sup>1</sup>	-0.06%

## Total Annual Fund Operating Expenses After Fee

Waivers and Expense Reimbursements	<b>1.68%</b>
------------------------------------	--------------

<sup>1</sup> ProFund Advisors LLC (“ProFund Advisors”) has contractually agreed to waive Investment Advisory and Management Services Fees and to reimburse Other Expenses to the extent Total Annual Fund Operating Expenses Before Fee Waivers and Expense Reimbursements, as a percentage of average daily net assets, exceed 1.68% through April 30, 2022. After such date, the expense limitation may be terminated or revised by ProFund Advisors. Amounts waived or reimbursed in a particular contractual period may be recouped by ProFund Advisors within three years of the end of that contractual period, however, such recoupment will be limited to the lesser of any expense limitation in place at the time of recoupment or the expense limitation in place at the time of waiver or reimbursement.

**Example:** This example is intended to help you compare the cost of investing in the Fund with the cost of investing in other mutual funds.

The example assumes that you invest \$10,000 in the Fund for the time periods indicated and then redeem all of your shares at the end of each period. The example also assumes that your investment has a 5% return each year and that the Fund’s operating expenses remain the same, except that the fee waiver/expense reimbursement is assumed only to pertain to the first year. It does not reflect separate account or insurance contract fees or charges. If these charges were reflected, expenses would be higher. Although your actual costs may be higher or lower, based on these assumptions your approximate costs would be:

	1Year	3Years	5Years	10Years
ProFund VP UltraNasdaq-100	\$171	\$542	\$938	\$2,047

The Fund pays transaction and financing costs associated with the purchase and sale of securities and derivatives. These costs are not reflected in the table or the example above.

## Portfolio Turnover

The Fund pays transaction costs, such as commissions, when it buys and sells securities (or “turns over” its portfolio). A higher

portfolio turnover rate may indicate higher transaction costs. These costs, which are not reflected in the Annual Fund Operating Expenses or in the example above, affect the Fund's performance. During the most recent fiscal year, the Fund's annual portfolio turnover rate was 55% of the average value of its entire portfolio. This portfolio turnover rate is calculated without regard to cash instruments or derivatives transactions. If such transactions were included, the Fund's portfolio turnover rate would be significantly higher.

## Principal Investment Strategies

The Fund invests in financial instruments that ProFund Advisors believes, in combination, should produce daily returns consistent with the Fund's investment objective. The Index is constructed and maintained by Nasdaq Inc. (the "Index Provider"). The Index includes 100 of the largest domestic and international non-financial companies listed on The Nasdaq Stock Market based on market capitalization. The Index reflects companies across major industry groups including computer hardware and software, telecommunications, retail/wholesale trade and biotechnology. Companies selected for inclusion are non-financial companies that meet appropriate trading volumes, adjusted market capitalization and other eligibility criteria. The Index is published under the Bloomberg ticker symbol "NDX."

The Fund will invest principally in the financial instruments set forth below. The Fund expects that its cash balances maintained in connection with the use of financial instruments will typically be held in money market instruments.

- **Equity Securities** — The Fund invests in common stock issued by public companies.
- **Derivatives** — The Fund invests in derivatives, which are financial instruments whose value is derived from the value of an underlying asset or assets, such as stocks, bonds, funds (including exchange-traded funds ("ETFs")), interest rates or indexes. The Fund invests in derivatives as a substitute for investing directly in securities in order to seek returns for a single day that are leverage (2x) to the returns of the Index for that day. These derivatives principally include:
  - **Swap Agreements** — Contracts entered into primarily with major global financial institutions for a specified period ranging from a day to more than one year. In a standard "swap" transaction, two parties agree to exchange the return (or differentials in rates of return) earned or realized on particular predetermined investments or instruments. The gross return to be exchanged or "swapped" between the parties is calculated with respect to a "notional amount," e.g., the return on or change in value of a particular dollar amount invested in a "basket" of securities or an ETF representing a particular index.
  - **Futures Contracts** — Standardized contracts traded on, or subject to the rules of, an exchange that call for the

future delivery of a specified quantity and type of asset at a specified time and place or, alternatively, may call for cash settlement.

- **Money Market Instruments** — The Fund invests in short-term cash instruments that have a remaining maturity of 397 days or less and exhibit high quality credit profiles, for example:
  - **U.S. Treasury Bills** — U.S. government securities that have initial maturities of one year or less, and are supported by the full faith and credit of the U.S. government.
  - **Repurchase Agreements** — Contracts in which a seller of securities, usually U.S. government securities or other money market instruments, agrees to buy the securities back at a specified time and price. Repurchase agreements are primarily used by the Fund as a short-term investment vehicle for cash positions.

ProFund Advisors uses a mathematical approach to investing. Using this approach, ProFund Advisors determines the type, quantity and mix of investment positions that it believes, in combination, the Fund should hold to produce daily returns consistent with the daily Fund's investment objective. The Fund may invest in or gain exposure to only a representative sample of the securities in the Index or to securities not contained in the Index or in financial instruments, with the intent of obtaining exposure with aggregate characteristics similar to those of a multiple of the single day returns of the Index. In managing the assets of the Fund, ProFund Advisors does not invest the assets of the Fund in securities or financial instruments based on ProFund Advisors' view of the investment merit of a particular security, instrument, or company, nor does it conduct conventional investment research or analysis or forecast market movement or trends. The Fund seeks to remain fully invested at all times in securities and/or financial instruments that, in combination, provide leveraged exposure to the single day returns of the Index, consistent with its investment objective, without regard to market conditions, trends or direction. The Fund seeks investment results for a single day only, measured as the time the Fund calculates its NAV to the next time the Fund calculates its NAV, and not for any other period.

The Fund seeks to engage in daily rebalancing to position its portfolio so that its exposure to the Index is consistent with the Fund's daily investment objective. The time and manner in which the Fund rebalances its portfolio may vary from day to day at the discretion of ProFund Advisors, depending on market conditions and other circumstances. The Index's movements during the day will affect whether the Fund's portfolio needs to be rebalanced. For example, if the Index has risen on a given day, net assets of the Fund should rise (assuming there were no share redemptions). As a result, the Fund's exposure will need to be increased. Conversely, if the Index has fallen on a given day, net

assets of the Fund should fall (assuming there were no shares issued). As a result, the Fund's exposure will need to be decreased.

**Daily rebalancing and the compounding of each day's return over time means that the return of the Fund for a period longer than a single day will be the result of each day's returns compounded over the period, which will very likely differ in amount, and possibly even direction, from two times (2x) the return of the Index for the same period. The Fund will lose money if the Index's performance is flat over time, and the Fund can lose money regardless of the performance of the Index, as a result of daily rebalancing, the Index's volatility, compounding of each day's return and other factors. See "Principal Risks" below.**

The Fund will concentrate or focus its investments in a particular industry or group of industries to approximately the same extent the Index is so concentrated or focused. As of December 31, 2020, the Index was concentrated in the information technology industry group and was focused in the communication services and consumer discretionary industry groups.

Please see "Investment Objectives, Principal Investment Strategies and Related Risks" in the Fund's Prospectus for additional details.

## Principal Risks

**You may lose the full principal value of your investment within a single day.**

The principal risks described below are intended to provide information about the factors likely to have a significant adverse impact on the Fund's returns and consequently the value of an investment in the Fund. The risks are presented in an order intended to facilitate readability and their order does not imply that the realization of one risk is more likely to occur than another risk or likely to have a greater adverse impact than another risk.

- Risks Associated with the Use of Derivatives** — Investing in derivatives may be considered aggressive and may expose the Fund to greater risks and may result in larger losses or smaller gains than investing directly in the reference asset(s) underlying those derivatives. These risks include counterparty risk, liquidity risk and increased correlation risk. When the Fund uses derivatives, there may be imperfect correlation between the value of the reference asset(s) underlying the derivative (e.g., the Index) and the derivative, which may prevent the Fund from achieving its investment objective. Because derivatives often require only a limited initial investment, the use of derivatives also may expose the Fund to losses in excess of those amounts initially invested. The Fund may use a combination of swaps on the Index and swaps on an ETF that is designed to track the performance of the Index. The performance of an ETF may not track the performance of the Index due to embedded costs and other factors. Thus, to the extent the Fund invests in swaps that use an ETF as the reference asset, the Fund may be subject to greater correlation risk and may not achieve as high a degree of correlation with
- the Index as it would if the Fund only used swaps on the Index. Moreover, with respect to the use of swap agreements, if the Index has a dramatic intraday move that causes a material decline in the Fund's net assets, the terms of a swap agreement between the Fund and its counterparty may permit the counterparty to immediately close out the transaction with the Fund. In that event, the Fund may be unable to enter into another swap agreement or invest in other derivatives to achieve the desired exposure consistent with the Fund's investment objective. This, in turn, may prevent the Fund from achieving its investment objective, even if the Index reverses all or a portion of its intraday move by the end of the day. As a result, the value of an investment in the Fund may change quickly and without warning. Any costs associated with using derivatives will also have the effect of lowering the Fund's return.
- Leverage Risk** — The Fund obtains investment exposure in excess of its assets in seeking to achieve its investment objective — a form of leverage — and will lose more money in market environments adverse to its daily objective than a similar fund that does not employ such leverage. The use of such leverage increases the risk of a total loss of an investor's investment. For example, because the Fund includes a multiplier of two times (2x) the Index, a single day movement in the Index approaching 50% at any point in the day could result in the total loss of an investor's investment if that movement is contrary to the investment objective of the Fund, even if the Index subsequently moves in an opposite direction, eliminating all or a portion of the earlier movement. This would be the case with any such single day movements in the Index, even if the Index maintains a level greater than zero at all times. In addition, the use of leverage may increase the volatility of the Fund and magnify any differences between the performance of the Fund and the Index.
- Compounding Risk** — The Fund has a single day investment objective, and the Fund's performance for any other period is the result of its return for each day compounded over the period. The performance of the Fund for periods longer than a single day will very likely differ in amount, and possibly even direction, from two times (2x) the daily return of the Index for the same period, before accounting for fees and expenses. This effect becomes more pronounced as Index volatility and holding periods increase. Fund performance for a period longer than a single day can be estimated given any set of assumptions for the following factors: (a) Index volatility; (b) Index performance; (c) period of time; (d) financing rates associated with leveraged exposure; (e) other Fund expenses; and (f) dividends or interest paid with respect to securities in the Index. The chart below illustrates the impact of two principal factors — Index volatility and Index performance — on Fund performance. The chart shows estimated Fund returns for a number of combinations of Index volatility and Index performance over a one-year period. Actual volatility, Index and Fund performance may differ significantly from the



chart below. Performance shown in the chart assumes: (a) no dividends paid with respect to securities included in the Index; (b) no Fund expenses; and (c) borrowing/lending rates (to obtain leveraged exposure) of zero percent. If Fund expenses and/or actual borrowing/lending rates were reflected, the Fund's performance would be different than shown.

Areas shaded darker represent those scenarios where the Fund can be expected to return less than two times (2x) the performance of the Index.

Estimated Fund Returns						
Index Performance		One Year Volatility Rate				
One Year Index	Two times (2x) the One Year Index	10%	25%	50%	75%	100%
-60%	-120%	-84.2%	-85.0%	-87.5%	-90.9%	-94.1%
-50%	-100%	-75.2%	-76.5%	-80.5%	-85.8%	-90.8%
-40%	-80%	-64.4%	-66.2%	-72.0%	-79.5%	-86.8%
-30%	-60%	-51.5%	-54.0%	-61.8%	-72.1%	-82.0%
-20%	-40%	-36.6%	-39.9%	-50.2%	-63.5%	-76.5%
-10%	-20%	-19.8%	-23.9%	-36.9%	-53.8%	-70.2%
0%	0%	-1.0%	-6.1%	-22.1%	-43.0%	-63.2%
10%	20%	19.8%	13.7%	-5.8%	-31.1%	-55.5%
20%	40%	42.6%	35.3%	12.1%	-18.0%	-47.0%
30%	60%	67.3%	58.8%	31.6%	-3.7%	-37.8%
40%	80%	94.0%	84.1%	52.6%	11.7%	-27.9%
50%	100%	122.8%	111.4%	75.2%	28.2%	-17.2%
60%	120%	153.5%	140.5%	99.4%	45.9%	-5.8%

The foregoing table is intended to isolate the effect of Index volatility and Index performance on the return of the Fund and is not a representation of actual returns. For example, the Fund may incorrectly be expected to achieve a -40% return on a yearly basis if the Index return were -20%, absent the effects of compounding. As the table shows, with Index volatility of 50%, the Fund could be expected to return -50.2% under such a scenario. The Fund's actual returns may be significantly better or worse than the returns shown above as a result of any of the factors discussed above or in "Principal Risks — Correlation Risk" below.

The Index's annualized historical volatility rate for the five-year period ended December 31, 2020 was 22.34%. The Index's highest December to December volatility rate during the five-year period was 36.59% (December 31, 2020). The Index's annualized total return performance for the five-year period ended December 31, 2020 was 24.27%. Historical Index volatility and performance are not indications of what the Index volatility and performance will be in the future. The volatility of U.S. exchange-traded securities or instruments that reflect the value of the Index may differ from the volatility of the Index.

**For additional graphs and charts demonstrating the effects of Index volatility and Index performance on the long-term performance of the Fund, see "Understanding the Risks and Long-Term Performance of Daily Objective Funds — The Impact of Compounding" in the Fund's Prospectus and "Special Note Regarding the Correlation Risks of Geared Funds" in the Fund's Statement of Additional Information.**

- **Correlation Risk** — A number of factors may affect the Fund's ability to achieve a high degree of leverage correlation with the Index, and there is no guarantee that the Fund will achieve a high degree of leverage correlation. Failure to achieve a high degree of leverage correlation may prevent the Fund from achieving its investment objective, and the percentage change of the Fund's NAV each day may differ, perhaps significantly in amount, and possibly even direction, from two times (2x) the percentage change of the Index on such day.

In order to achieve a high degree of leverage correlation with the Index, the Fund seeks to rebalance its portfolio daily to keep exposure consistent with its investment objective. Being materially under- or overexposed to the Index may prevent the Fund from achieving a high degree of leverage correlation with the Index and may expose the Fund to greater leverage risk. Market disruptions or closure, regulatory restrictions, market volatility, illiquidity in the markets for the financial instruments in which the Fund invests, and other factors will adversely affect the Fund's ability to adjust exposure to requisite levels. The target amount of portfolio exposure is impacted dynamically by the Index's movements, including intraday movements. Because of this, it is unlikely that the Fund will have perfect leverage (2x) exposure during the day or at the end of each day and the likelihood of being materially under- or overexposed is higher on days when the Index is volatile, particularly when the Index is volatile at or near the close of the trading day.

A number of other factors may also adversely affect the Fund's leverage correlation with the Index, including fees, expenses, transaction costs, financing costs associated with the use of derivatives, income items, valuation methodology, accounting standards and disruptions or illiquidity in the markets for the securities or financial instruments in which the Fund invests. The Fund may not have investment exposure to all of the securities in the Index, or its weighting of investment exposure to securities may be different from that of the Index. In addition, the Fund may invest in securities not included in the Index. The Fund may take or refrain from taking positions in order to improve tax efficiency, comply with regulatory restrictions, or for other reasons, each of which may negatively affect the Fund's correlation with the Index. The Fund may also be subject to large movements of assets into and out of the Fund, potentially resulting in the Fund being

under- or overexposed to the Index and may be impacted by Index reconstitutions and Index rebalancing events. Additionally, the Fund's underlying investments and/or reference assets may trade on markets that may not be open on the same day as the Fund, which may cause a difference between the changes in the daily performance of the Fund and changes in the level of the Index. Any of these factors could decrease correlation between the performance of the Fund and the Index and may hinder the Fund's ability to meet its daily investment objective on or around that day.

- **Rebalancing Risk** — If for any reason the Fund is unable to rebalance all or a portion of its portfolio, or if all or a portion of the portfolio is rebalanced incorrectly, the Fund's investment exposure may not be consistent with the Fund's investment objective. In these instances, the Fund may have investment exposure to the Index that is significantly greater or less than its stated multiple. As a result, the Fund may be more exposed to leverage risk than if it had been properly rebalanced and may not achieve its investment objective.
- **Counterparty Risk** — Investing in derivatives and repurchase agreements involves entering into contracts with third parties (i.e., counterparties). The use of derivatives involves risks that are different from those associated with ordinary portfolio securities transactions. The Fund will be subject to credit risk (i.e., the risk that a counterparty is or is perceived to be unwilling or unable to make timely payments or otherwise meet its contractual obligations) with respect to the amount it expects to receive from counterparties to derivatives and repurchase agreements entered into by the Fund. If a counterparty becomes bankrupt or fails to perform its obligations, or if any collateral posted by the counterparty for the benefit of the Fund is insufficient or there are delays in the Fund's ability to access such collateral, the value of an investment in the Fund may decline.
- **Equity and Market Risk** — Equity markets are volatile, and the value of securities, swaps, futures and other instruments correlated with equity markets may fluctuate dramatically from day to day. Equity markets are subject to corporate, political, regulatory, market and economic developments, as well as developments that impact specific economic sectors, industries or segments of the market. Further, stocks in the Index may underperform other equity investments. Volatility in the markets and/or market developments may cause the value of an investment in the Fund to decrease over short or long periods of time.
- **Concentration and Focused Investing** — The Index may concentrate (i.e., composed of securities that represent 25 percent or more of the value of the Index) or focus (i.e., composed of securities that represent a substantial portion of its value, but less than 25 percent) in an industry or group of industries. The Fund will allocate its investments to approximately the same extent as the Index. As a result, the Fund may be subject to greater market fluctuations than a fund that is more broadly invested across industries. Financial,

economic, business, regulatory conditions, and other developments affecting issuers in a particular industry or group of industries will have a greater effect on the Fund, and if securities of the particular industry or group of industries as a group fall out of favor, the Fund could underperform, or its net asset value may be more volatile than, funds that have greater industry diversification.

- **Exposure to Large-Cap Company Investment Risk** — Although returns on investments in large-cap companies are often perceived as being less volatile than the returns of companies with smaller market capitalizations, the return on large-cap securities could trail the returns on investments in smaller and mid-sized companies for a number of reasons. For example, large-cap companies may be unable to respond quickly to new competitive challenges, such as changes in technology, and also may not be able to attain the high growth rate of successful smaller companies.
- **Natural Disaster/Epidemic Risk** — Natural or environmental disasters, such as earthquakes, fires, floods, hurricanes, tsunamis and other severe weather-related phenomena generally, and widespread disease, including pandemics and epidemics (for example, the novel coronavirus COVID-19), have been and can be highly disruptive to economies and markets and have recently led, and may continue to lead, to increased market volatility and significant market losses. Such natural disaster and health crises could exacerbate political, social, and economic risks, and result in significant breakdowns, delays, shutdowns, social isolation, and other disruptions to important global, local and regional supply chains affected, with potential corresponding results on the operating performance of the Fund and its investments. A climate of uncertainty and panic, including the contagion of infectious viruses or diseases, may adversely affect global, regional, and local economies and reduce the availability of potential investment opportunities, and increases the difficulty of performing due diligence and modeling market conditions, potentially reducing the accuracy of financial projections. Under these circumstances, the Fund may have difficulty achieving its investment objectives which may adversely impact Fund performance. Further, such events can be highly disruptive to economies and markets, significantly disrupt the operations of individual companies (including, but not limited to, the Fund's investment advisor, third party service providers, and counterparties), sectors, industries, markets, securities and commodity exchanges, currencies, interest and inflation rates, credit ratings, investor sentiment, and other factors affecting the value of the Fund's investments. These factors can cause substantial market volatility, exchange trading suspensions and closures, changes in the availability of and the margin requirements for certain instruments, and can impact the ability of the Fund to complete redemptions and otherwise affect Fund performance and Fund trading in the secondary market. A widespread crisis would also affect the global

economy in ways that cannot necessarily be foreseen. How long such events will last and whether they will continue or recur cannot be predicted. Impacts from these could have a significant impact on the Fund's performance, resulting in losses to your investment.

• **Risk that Current Assumptions and Expectations Could Become Outdated As a Result of Global Economic Shock** —

The onset of the novel coronavirus (COVID-19) has caused significant shocks to global financial markets and economies, with many governments taking extreme actions to slow and contain the spread of COVID-19. These actions have had, and likely will continue to have, a severe economic impact on global economies as economic activity in some instances has essentially ceased. Financial markets across the globe are experiencing severe distress at least equal to what was experienced during the global financial crisis in 2008. In March 2020, U.S. equity markets entered a bear market in the fastest such move in the history of U.S. financial markets. During much of 2020, the unemployment rate in the U.S. was extremely high by historical standards. It is not possible to predict when unemployment and market conditions will return to more normal levels. The global economic shocks being experienced as of the date hereof may cause the underlying assumptions and expectations of the Fund to become outdated quickly or inaccurate, resulting in significant losses.

• **Non-Diversification Risk** — The Fund is classified as “non-diversified” under the Investment Company Act of 1940, as amended (“1940 Act”). This means it has the ability to invest a relatively high percentage of its assets in the securities of a small number of issuers or in financial instruments with a single counterparty or a few counterparties. This may increase the Fund's volatility and increase the risk that the Fund's performance will decline based on the performance of a single issuer or the credit of a single counterparty.

• **Index Performance Risk** — The Index is maintained by a third party provider unaffiliated with the Fund or ProFund Advisors. There can be no guarantee or assurance that the methodology used by the third party provider to create the Index will result in the Fund achieving positive returns. Further, there can be no guarantee that the methodology underlying the Index or the daily calculation of the Index will be free from error. It is also possible that the value of the Index may be subject to intentional manipulation by third-party market participants. The Index used by the Fund may underperform other asset classes and may underperform other similar indices. Each of these factors could have a negative impact on the performance of the Fund.

• **Active Investor Risk** — The Fund permits short-term trading of its securities. A significant portion of assets invested in the Fund may come from professional money managers and investors who use the Fund as part of active trading or tactical asset allocation strategies. These strategies often call for frequent trading to take advantage of anticipated changes in

market conditions, which could increase portfolio turnover and may result in additional costs for the Fund. In addition, large movements of assets into and out of the Fund may have a negative impact on the Fund's ability to achieve its investment objective or maintain a consistent level of operating expenses. In certain circumstances, the Fund's expense ratio may vary from current estimates or the historical ratio disclosed in this Prospectus.

• **Early Close/Late Close/Trading Halt Risk** — An exchange or market may close early, close late or issue trading halts on specific securities or financial instruments. As a result, the ability to trade certain securities or financial instruments may be restricted, which may result in the Fund being unable to trade those and other related financial instruments at all. In these circumstances, the Fund may be unable to rebalance its portfolio, may be unable to accurately price its investments and/or may incur substantial trading losses.

• **Liquidity Risk** — In certain circumstances, such as the disruption of the orderly markets for the financial instruments in which the Fund invests, the Fund might not be able to acquire or dispose of certain holdings quickly or at prices that represent true market value in the judgment of ProFund Advisors. Markets for the financial instruments in which the Fund invests may be disrupted by a number of events, including but not limited to economic crises, political crises, health crises, natural disasters, excessive volatility, new legislation, or regulatory changes inside or outside of the U.S. For example, regulation limiting the ability of certain financial institutions to invest in certain financial instruments would likely reduce the liquidity of those instruments. These situations may prevent the Fund from limiting losses, realizing gains or achieving a high leverage correlation with the Index.

• **Portfolio Turnover Risk** — The Fund may incur high portfolio turnover to manage the Fund's investment exposure. Additionally, active trading of the Fund's shares may cause more frequent purchase and sales activities that could, in certain circumstances, increase the number of portfolio transactions. High levels of portfolio transactions increase brokerage and other transaction costs and may result in increased taxable capital gains. Each of these factors could have a negative impact on the performance of the Fund.

• **Tax Risk** — In order to qualify for the special tax treatment accorded a regulated investment company (“RIC”) and its shareholders, the Fund must derive at least 90% of its gross income for each taxable year from “qualifying income,” meet certain asset diversification tests at the end of each taxable quarter, and meet annual distribution requirements. The Fund's pursuit of its investment strategies will potentially be limited by the Fund's intention to qualify for such treatment and could adversely affect the Fund's ability to so qualify. The Fund can make certain investments, the treatment of which for these purposes is unclear. If, in any year, the Fund were to fail to qualify for the special tax treatment accorded a RIC and its shareholders, and were ineligible to or were not to cure

such failure, the Fund would be taxed in the same manner as an ordinary corporation subject to U.S. federal income tax on all its income at the fund level. The resulting taxes could substantially reduce the Fund's net assets and the amount of income available for distribution. In addition, in order to qualify for taxation as a RIC, the Fund could be required to recognize unrealized gains, pay substantial taxes and interest, and make certain distributions. Please see the Statement of Additional Information for more information.

- **Valuation Risk** — In certain circumstances (e.g., if ProFund Advisors believes market quotations do not accurately reflect the fair value of an investment, or a trading halt closes an exchange or market early), ProFund Advisors may, in its sole discretion, choose to determine a fair value price as the basis for determining the market value of such investment for such day. The fair value of an investment determined by ProFund Advisors may be different from other value determinations of the same investment. Portfolio investments that are valued using techniques other than market quotations, including "fair valued" investments, may be subject to greater fluctuation in their value from one day to the next than would be the case if market quotations were used. In addition, there is no assurance that the Fund could sell a portfolio investment for the value established for it at any time, and it is possible that the Fund would incur a loss because a portfolio investment is sold at a discount to its established value.

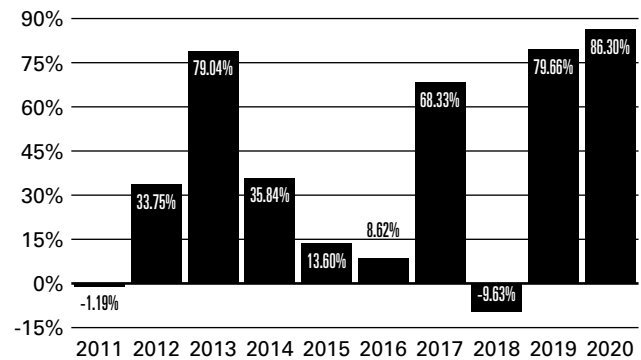
Please see "Investment Objectives, Principal Investment Strategies and Related Risks" in the Fund's Prospectus for additional details.

## Investment Results

The bar chart below shows how the Fund's investment results have varied from year to year, and the table shows how the Fund's average annual total returns for various periods compare with a broad measure of market performance. This information provides some indication of the risks of investing in the Fund. The Fund's performance information reflects applicable fee waivers and/or expense limitations in effect during the period presented. Absent such fee waivers/expense limitations, if any, performance would have been lower. It does not reflect charges and fees associated with a separate account that invests in the

Fund or any insurance contract for which it is an investment option. Charges and fees will reduce returns. Past results are not predictive of future results.

### Annual Returns as of December 31



Best Quarter (ended 6/30/2020): **64.55%**

Worst Quarter (ended 12/31/2018): **-33.49%**

The year-to-date return as of the most recent quarter, which ended March 31, 2021, was 1.15%.

### Average Annual Total Returns

As of December 31, 2020

	One Year	Five Years	Ten Years	Inception Date
ProFund VP UltraNasdaq-100	86.30%	40.78%	35.06%	10/18/1999
Nasdaq-100® Index <sup>1</sup>	48.88%	24.27%	20.63%	

1 Reflects no deduction for fees, expenses or taxes. Adjusted to reflect the reinvestment of dividends paid by issuers in the Index.

Annual returns are required to be shown and should not be interpreted as suggesting that the Fund should or should not be held for longer periods of time.

## Management

The Fund is advised by ProFund Advisors. Michael Neches, Senior Portfolio Manager, and Devin Sullivan, Portfolio Manager, have jointly and primarily managed the Fund since October 2013 and March 2018, respectively.

## Purchase and Sale of Fund Shares

Shares are available for purchase by insurance company separate accounts to serve as an investment medium for variable insurance contracts, and by qualified pension and retirement plans, certain insurance companies, and ProFund Advisors. Investors do not contact the Fund directly to purchase or redeem shares. Please refer to the prospectus of the relevant separate account for information on the allocation of premiums and on transfers of accumulated value among sub-accounts of the separate accounts that invest in the Fund.

## Tax Information

The Fund normally distributes its net investment income and net realized capital gains, if any, to its shareholders. If you are a holder of a contract or policy that invests in the Fund through an insurance company separate account, then these distributions will generally not be taxable to you; please consult the prospectus or other information provided to you by the insurance company regarding the tax consequences of your contract or policy. If you are a holder of such a contract or policy, or if you are investing

through a pension or retirement plan that is a tax-advantaged arrangement, you may be taxed later upon distributions with respect to or from those contracts or arrangements. The Fund intends to distribute income, if any, and capital gains, if any, at least annually.

## Payments to Insurance Companies and Other Financial Intermediaries

The Fund or its distributor (and related companies) may pay insurance companies, which in turn may pay broker-dealers or other financial intermediaries (such as banks and insurance companies, or their related companies) for the sale and retention of variable contracts and/or policies which offer Fund shares. These payments may create a conflict of interest for a financial intermediary selling such variable contracts and/or policies, or may be a factor in the insurance company's decision to include the Fund as an investment option in its variable contract or policy. For more information, ask your financial advisor, visit your financial intermediary's website or consult the prospectus for the contract or policy.



## Important Information About the Fund

ProFund VP UltraShort Dow 30 (the “Fund”) seeks daily investment results, before fees and expenses, that correspond to two times the inverse (-2x) of the return of the Dow Jones Industrial Average<sup>SM</sup> (the “Index”) **for a single day**, not for any other period. A “single day” is measured from the time the Fund calculates its net asset value (“NAV”) to the time of the Fund’s next NAV calculation. **The return of the Fund for periods longer than a single day will be the result of its return for each day compounded over the period. The Fund’s returns for periods longer than a single day will very likely differ in amount, and possibly even direction, from the Fund’s stated multiple (-2x) times the return of the Index for the same period. For periods longer than a single day, the Fund will lose money if the Index’s performance is flat, and it is possible that the Fund will lose money even if the level of the Index falls.** Longer holding periods, higher Index volatility, and greater inverse leverage exposure each exacerbate the impact of compounding on an investor’s returns. During periods of higher Index volatility, the volatility of the Index may affect the Fund’s return as much as or more than the return of the Index.

**The Fund presents different risks than other types of funds. The Fund uses leverage and is riskier than similarly benchmarked funds that do not use leverage. The Fund may not be suitable for all investors and should be used only by knowledgeable investors who understand the consequences of seeking daily inverse leverage (-2x) investment results, including the impact of compounding on Fund performance. Investors in the Fund should actively manage and monitor their investments, as frequently as daily. An investor in the Fund could potentially lose the full principal value of their investment within a single day.**

## Investment Objective

The Fund seeks daily investment results, before fees and expenses, that correspond to two times the inverse (-2x) of the daily performance of the Index. **The Fund does not seek to achieve its stated investment objective over a period of time greater than a single day.**

## Fees and Expenses of the Fund

The table below describes the fees and expenses that you may pay if you buy, hold, and sell shares of the Fund. The expenses shown do not reflect charges or fees associated with insurance company separate accounts or insurance contracts, which would have the effect of increasing overall expenses. Annuity and policy holders should consult the prospectus for their contract or policy for more information about such charges and fees.

## Annual Fund Operating Expenses

(expenses that you pay each year as a percentage of the value of your investment)

Investment Advisory Fees	0.75%
Distribution and Service (12b-1) Fees	0.25%
Other Expenses	0.46%
<b>Total Annual Fund Operating Expenses<sup>1</sup></b>	<b>1.46%</b>

1 ProFund Advisors LLC (“ProFund Advisors”) has contractually agreed to waive Investment Advisory and Management Services Fees and to reimburse Other Expenses to the extent Total Annual Fund Operating Expenses Before Fee Waivers and Expense Reimbursements, as a percentage of average daily net assets, exceed 1.68% through April 30, 2022. After such date, the expense limitation may be terminated or revised by ProFund Advisors. Amounts waived or reimbursed in a particular contractual period may be recouped by ProFund Advisors within three years of the end of that contractual period, however, such recoupment will be limited to the lesser of any expense limitation in place at the time of recoupment or the expense limitation in place at the time of waiver or reimbursement.

**Example:** This example is intended to help you compare the cost of investing in the Fund with the cost of investing in other mutual funds.

The example assumes that you invest \$10,000 in the Fund for the time periods indicated and then redeem all of your shares at the end of each period. The example also assumes that your investment has a 5% return each year and that the Fund’s operating expenses remain the same. It does not reflect separate account or insurance contract fees or charges. If these charges were reflected, expenses would be higher. Although your actual costs may be higher or lower, based on these assumptions your approximate costs would be:

	1Year	3Years	5Years	10Years
ProFund VP UltraShort Dow 30	\$149	\$462	\$797	\$1,746

The Fund pays transaction and financing costs associated with the purchase and sale of securities and derivatives. These costs are not reflected in the table or the example above.

## Portfolio Turnover

The Fund pays transaction costs, such as commissions, when it buys and sells securities (or “turns over” its portfolio). A higher portfolio turnover rate may indicate higher transaction costs. These costs, which are not reflected in the Annual Fund Operating Expenses or in the example above, affect the Fund’s performance. During the most recent fiscal year, the Fund’s annual portfolio turnover rate was 0% of the average value of its

entire portfolio. This portfolio turnover rate is calculated without regard to cash instruments or derivatives transactions. If such transactions were included, the Fund's portfolio turnover rate would be significantly higher.

### Principal Investment Strategies

The Fund invests in financial instruments that ProFund Advisors believes, in combination, should produce daily returns consistent with the Fund's investment objective. The Index is constructed and maintained by S&P Dow Jones Indices LLC (the "Index Provider"). The Index is a price-weighted index and includes 30 large-cap, "blue-chip" U.S. stocks, excluding utility and transportation companies. While stock selection is not governed by quantitative rules, a stock typically is added only if the company has an excellent reputation, demonstrates sustained growth and is of interest to a large number of investors. Companies should be incorporated and headquartered in the U.S. In addition, a plurality of revenues should be derived from the U.S. Maintaining adequate sector representation within the Index is also a consideration in the selection process for the Dow Jones Industrial Average<sup>TM</sup>. Changes to the Index are made on an as needed basis. There is no annual or semi-annual reconstitution. Rather, changes in response to corporate actions and market developments can be made at any time. The Index is published under the Bloomberg ticker symbol "DJI."

The Fund will invest principally in the financial instruments set forth below. The Fund expects that its cash balances maintained in connection with the use of financial instruments will typically be held in money market instruments.

- **Derivatives** — The Fund invests in derivatives, which are financial instruments whose value is derived from the value of an underlying asset or assets, such as stocks, bonds, funds (including exchange-traded funds ("ETFs")), interest rates or indexes. The Fund invests in derivatives as a substitute for directly shorting stocks in order to seek returns for a single day that are inverse leverage (-2x) to the returns of the Index for that day. These derivatives principally include:
  - **Swap Agreements** — Contracts entered into primarily with major global financial institutions for a specified period ranging from a day to more than one year. In a standard "swap" transaction, two parties agree to exchange the return (or differentials in rates of return) earned or realized on particular predetermined investments or instruments. The gross return to be exchanged or "swapped" between the parties is calculated with respect to a "notional amount," e.g., the return on or change in value of a particular dollar amount invested in a "basket" of securities or an ETF representing a particular index.
  - **Futures Contracts** — Standardized contracts traded on, or subject to the rules of, an exchange that call for the future delivery of a specified quantity and type of asset at a specified time and place or, alternatively, may call for cash settlement.

- **Money Market Instruments** — The Fund invests in short-term cash instruments that have a remaining maturity of 397 days or less and exhibit high quality credit profiles, for example:

- **U.S. Treasury Bills** — U.S. government securities that have initial maturities of one year or less, and are supported by the full faith and credit of the U.S. government.
- **Repurchase Agreements** — Contracts in which a seller of securities, usually U.S. government securities or other money market instruments, agrees to buy the securities back at a specified time and price. Repurchase agreements are primarily used by the Fund as a short-term investment vehicle for cash positions.

ProFund Advisors uses a mathematical approach to investing. Using this approach, ProFund Advisors determines the type, quantity and mix of investment positions that it believes, in combination, the Fund should hold to produce daily returns consistent with the daily Fund's investment objective. The Fund may gain inverse exposure to only a representative sample of the securities in the Index or to securities not contained in the Index or in financial instruments, with the intent of obtaining exposure with aggregate characteristics similar to those of two times the inverse of the single day returns of the Index. In managing the assets of the Fund, ProFund Advisors does not invest the assets of the Fund in securities or financial instruments based on ProFund Advisors' view of the investment merit of a particular security, instrument, or company, nor does it conduct conventional investment research or analysis or forecast market movement or trends. The Fund seeks to remain fully invested at all times in securities and/or financial instruments that, in combination, provide inverse leverage exposure to the single day returns of the Index, consistent with its investment objective, without regard to market conditions, trends or direction. The Fund seeks investment results for a single day only, measured as the time the Fund calculates its NAV to the next time the Fund calculates its NAV, and not for any other period.

The Fund seeks to engage in daily rebalancing to position its portfolio so that its exposure to the Index is consistent with the Fund's daily investment objective. The time and manner in which the Fund rebalances its portfolio may vary from day to day at the discretion of ProFund Advisors, depending on market conditions and other circumstances. The Index's movements during the day will affect whether the Fund's portfolio needs to be rebalanced. For example, if the Index has risen on a given day, net assets of the Fund should fall (assuming there were no shares issued). As a result, the Fund's inverse exposure will need to be decreased. Conversely, if the Index has fallen on a given day, net assets of the Fund should rise (assuming there were no share redemptions). As a result, the Fund's inverse exposure will need to be increased.

**Daily rebalancing and the compounding of each day's return over time means that the return of the Fund for a period longer than a single day will be the result of each day's returns compounded over the period, which will very likely differ in amount, and possibly even direction, from two times the inverse (-2x) of the return of the Index for the same period. The Fund will lose money if the Index's performance is flat over time, and the Fund can lose money regardless of the performance of the Index, as a result of daily rebalancing, the Index's volatility, compounding of each day's return and other factors. See "Principal Risks" below.**

The Fund will concentrate or focus its investments in a particular industry or group of industries to approximately the same extent the Index is so concentrated or focused. As of December 31, 2020, the Index was not concentrated in an industry group, but was focused in the information technology, health care, and industrials industry groups.

Please see "Investment Objectives, Principal Investment Strategies and Related Risks" in the Fund's Prospectus for additional details.

## Principal Risks

**You may lose the full principal value of your investment within a single day.**

The principal risks described below are intended to provide information about the factors likely to have a significant adverse impact on the Fund's returns and consequently the value of an investment in the Fund. The risks are presented in an order intended to facilitate readability and their order does not imply that the realization of one risk is more likely to occur than another risk or likely to have a greater adverse impact than another risk. While the realization of certain of the risks described herein may benefit the Fund because the Fund seeks daily investment results, before fees and expenses, that correspond to two times the inverse (-2x) of the daily return of the Index, such occurrences may introduce more volatility to the Fund, which could have a significant negative impact on Fund performance.

- **Risks Associated with the Use of Derivatives** — Investing in derivatives may be considered aggressive and may expose the Fund to greater risks and may result in larger losses or smaller gains than investing directly in the reference asset(s) underlying those derivatives. These risks include counterparty risk, liquidity risk and increased correlation risk. When the Fund uses derivatives, there may be imperfect correlation between the value of the reference asset(s) underlying the derivative (e.g., the Index) and the derivative, which may prevent the Fund from achieving its investment objective. Because derivatives often require only a limited initial investment, the use of derivatives also may expose the Fund to losses in excess of those amounts initially invested. The Fund may use a combination of swaps on the Index and swaps on an ETF that is designed to track the performance of the Index. The performance of an ETF may not track the performance of the Index due to embedded costs and other factors. Thus, to

the extent the Fund invests in swaps that use an ETF as the reference asset, the Fund may be subject to greater correlation risk and may not achieve as high a degree of correlation with the Index as it would if the Fund only used swaps on the Index. Moreover, with respect to the use of swap agreements, if the Index has a dramatic intraday move that causes a material decline in the Fund's net assets, the terms of a swap agreement between the Fund and its counterparty may permit the counterparty to immediately close out the transaction with the Fund. In that event, the Fund may be unable to enter into another swap agreement or invest in other derivatives to achieve the desired exposure consistent with the Fund's investment objective. This, in turn, may prevent the Fund from achieving its investment objective, even if the Index reverses all or a portion of its intraday move by the end of the day. As a result, the value of an investment in the Fund may change quickly and without warning. Any costs associated with using derivatives will also have the effect of lowering the Fund's return.

- **Leverage Risk** — The Fund obtains investment exposure in excess of its assets in seeking to achieve its investment objective — a form of leverage — and will lose more money in market environments adverse to its daily objective than a similar fund that does not employ such leverage. The use of such leverage increases the risk of a total loss of an investor's investment. For example, because the Fund includes a multiplier of two times the inverse (-2x) of the Index, a single day movement in the Index approaching 50% at any point in the day could result in the total loss of an investor's investment if that movement is contrary to the investment objective of the Fund, even if the Index subsequently moves in an opposite direction, eliminating all or a portion of the earlier movement. This would be the case with any such single day movements in the Index, even if the Index maintains a level greater than zero at all times. In addition, the use of leverage may increase the volatility of the Fund and magnify any differences between the performance of the Fund and the Index.
- **Compounding Risk** — The Fund has a single day investment objective, and the Fund's performance for any other period is the result of its return for each day compounded over the period. The performance of the Fund for periods longer than a single day will very likely differ in amount, and possibly even direction, from two times the inverse (-2x) of the daily return of the Index for the same period, before accounting for fees and expenses. Compounding affects all investments, but has a more significant impact on an inverse fund. This effect becomes more pronounced as Index volatility and holding periods increase. Fund performance for a period longer than a single day can be estimated given any set of assumptions for the following factors: (a) Index volatility; (b) Index performance; (c) period of time; (d) financing rates associated with inverse leverage exposure; (e) other Fund expenses; and (f) dividends or interest paid with respect to

securities in the Index. The chart below illustrates the impact of two principal factors — Index volatility and Index performance — on Fund performance. The chart shows estimated Fund returns for a number of combinations of Index volatility and Index performance over a one-year period. Actual volatility, Index and Fund performance may differ significantly from the chart below. Performance shown in the chart assumes: (a) no dividends paid with respect to securities included in the Index; (b) no Fund expenses; and (c) borrowing/lending rates (to obtain inverse leverage exposure) of zero percent. If Fund expenses and/or actual borrowing/lending rates were reflected, the Fund's performance would be different than shown.

Areas shaded darker represent those scenarios where the Fund can be expected to return less than two times the inverse (-2x) of the performance of the Index.

**Estimated Fund Returns**

Index Performance		One Year Volatility Rate				
One Year Index	Two times the inverse (-2x) of the One Year Index					
		10%	25%	50%	75%	100%
-60%	120%	506.5%	418.1%	195.2%	15.6%	-68.9%
-50%	100%	288.2%	231.6%	88.9%	-26.0%	-80.1%
-40%	80%	169.6%	130.3%	31.2%	-48.6%	-86.2%
-30%	60%	98.1%	69.2%	-3.6%	-62.2%	-89.8%
-20%	40%	51.6%	29.5%	-26.2%	-71.1%	-92.2%
-10%	20%	19.8%	2.3%	-41.7%	-77.2%	-93.9%
0%	0%	-3.0%	-17.1%	-52.8%	-81.5%	-95.0%
10%	-20%	-19.8%	-31.5%	-61.0%	-84.7%	-95.9%
20%	-40%	-32.6%	-42.4%	-67.2%	-87.2%	-96.5%
30%	-60%	-42.6%	-50.9%	-72.0%	-89.1%	-97.1%
40%	-80%	-50.5%	-57.7%	-75.9%	-90.6%	-97.5%
50%	-100%	-56.9%	-63.2%	-79.0%	-91.8%	-97.8%
60%	-120%	-62.1%	-67.6%	-81.5%	-92.8%	-98.1%

The foregoing table is intended to isolate the effect of Index volatility and Index performance on the return of the Fund and is not a representation of actual returns. For example, the Fund may incorrectly be expected to achieve a -40% return on a yearly basis if the Index return were 20%, absent the effects of compounding. As the table shows, with Index volatility of 50%, the Fund could be expected to return -67.2% under such a scenario. The Fund's actual returns may be significantly better or worse than the returns shown above as a result of any of the factors discussed above or in "Principal Risks — Correlation Risk" below.

The Index's annualized historical volatility rate for the five-year period ended December 31, 2020 was 20.27%. The Index's highest December to December volatility rate during the five-year period was 37.05% (December 31, 2020). The Index's annualized total return performance for the five-year period ended December 31, 2020 was 14.65%. Historical

Index volatility and performance are not indications of what the Index volatility and performance will be in the future. The volatility of U.S. exchange-traded securities or instruments that reflect the value of the Index may differ from the volatility of the Index.

**For additional graphs and charts demonstrating the effects of Index volatility and Index performance on the long-term performance of the Fund, see "Understanding the Risks and Long-Term Performance of Daily Objective Funds — The Impact of Compounding" in the Fund's Prospectus and "Special Note Regarding the Correlation Risks of Geared Funds" in the Fund's Statement of Additional Information.**

- **Correlation Risk** — A number of factors may affect the Fund's ability to achieve a high degree of inverse leverage correlation with the Index, and there is no guarantee that the Fund will achieve a high degree of inverse leverage correlation. Failure to achieve a high degree of inverse leverage correlation may prevent the Fund from achieving its investment objective, and the percentage change of the Fund's NAV each day may differ, perhaps significantly in amount, and possibly even direction, from two times the inverse (-2x) of the percentage change of the Index on such day.

In order to achieve a high degree of inverse leverage correlation with the Index, the Fund seeks to rebalance its portfolio daily to keep exposure consistent with its investment objective. Being materially under- or overexposed to the Index may prevent the Fund from achieving a high degree of inverse leverage correlation with the Index and may expose the Fund to greater leverage risk. Market disruptions or closure, regulatory restrictions, market volatility, illiquidity in the markets for the financial instruments in which the Fund invests, and other factors will adversely affect the Fund's ability to adjust exposure to requisite levels. The target amount of portfolio exposure is impacted dynamically by the Index's movements, including intraday movements. Because of this, it is unlikely that the Fund will have perfect inverse leverage (-2x) exposure during the day or at the end of each day and the likelihood of being materially under- or overexposed is higher on days when the Index is volatile, particularly when the Index is volatile at or near the close of the trading day.

A number of other factors may also adversely affect the Fund's inverse leverage correlation with the Index, including fees, expenses, transaction costs, financing costs associated with the use of derivatives, income items, valuation methodology, accounting standards and disruptions or illiquidity in the markets for the securities or financial instruments in which the Fund invests. The Fund may not have investment exposure to all of the securities in the Index, or its weighting of investment exposure to securities may be different from that of the Index. In addition, the Fund may invest in securities not included in the Index. The Fund may take or refrain from taking positions in order to improve tax efficiency, comply



with regulatory restrictions, or for other reasons, each of which may negatively affect the Fund's correlation with the Index. The Fund may also be subject to large movements of assets into and out of the Fund, potentially resulting in the Fund being under- or overexposed to the Index and may be impacted by Index reconstitutions and Index rebalancing events. Additionally, the Fund's underlying investments and/or reference assets may trade on markets that may not be open on the same day as the Fund, which may cause a difference between the changes in the daily performance of the Fund and changes in the level of the Index. Any of these factors could decrease correlation between the performance of the Fund and the Index and may hinder the Fund's ability to meet its daily investment objective on or around that day.

- **Rebalancing Risk** — If for any reason the Fund is unable to rebalance all or a portion of its portfolio, or if all or a portion of the portfolio is rebalanced incorrectly, the Fund's investment exposure may not be consistent with the Fund's investment objective. In these instances, the Fund may have investment exposure to the Index that is significantly greater or less than its stated multiple. As a result, the Fund may be more exposed to leverage risk than if it had been properly rebalanced and may not achieve its investment objective.
- **Counterparty Risk** — Investing in derivatives and repurchase agreements involves entering into contracts with third parties (i.e., counterparties). The use of derivatives involves risks that are different from those associated with ordinary portfolio securities transactions. The Fund will be subject to credit risk (i.e., the risk that a counterparty is or is perceived to be unwilling or unable to make timely payments or otherwise meet its contractual obligations) with respect to the amount it expects to receive from counterparties to derivatives and repurchase agreements entered into by the Fund. If a counterparty becomes bankrupt or fails to perform its obligations, or if any collateral posted by the counterparty for the benefit of the Fund is insufficient or there are delays in the Fund's ability to access such collateral, the value of an investment in the Fund may decline.
- **Short Sale Exposure Risk** — The Fund may seek inverse or "short" exposure through financial instruments, which would cause the Fund to be exposed to certain risks associated with selling short. These risks include, under certain market conditions, an increase in the volatility and decrease in the liquidity of the instruments underlying the short position, which may lower the Fund's return, result in a loss, have the effect of limiting the Fund's ability to obtain inverse exposure through financial instruments, or require the Fund to seek inverse exposure through alternative investment strategies that may be less desirable or more costly to implement. To the extent that, at any particular point in time, the instruments underlying the short position may be thinly traded or have a limited market, including due to regulatory action, the Fund may be unable to meet its investment objective due to a lack of available securities or counterparties. During such periods, the

Fund's ability to issue additional shares may be adversely affected. Obtaining inverse leverage exposure through these instruments may be considered an aggressive investment technique. Any income, dividends or payments by the assets underlying the Fund's short positions will negatively impact the Fund.

- **Inverse Correlation Risk** — Investors will lose money when the Index rises — a result that is the opposite from traditional funds.
- **Equity and Market Risk** — Equity markets are volatile, and the value of securities, swaps, futures and other instruments correlated with equity markets may fluctuate dramatically from day to day. Equity markets are subject to corporate, political, regulatory, market and economic developments, as well as developments that impact specific economic sectors, industries or segments of the market. Further, stocks in the Index may underperform other equity investments. Volatility in the markets and/or market developments may cause the value of an investment in the Fund to decrease over short or long periods of time. As a fund seeking daily investment results, before fees and expenses, that correspond to two times the inverse (-2x) of the daily return of the Index, the value of an investment in the Fund is expected to decline when market conditions cause the level of the Index to rise.
- **Concentration and Focused Investing** — The Index may concentrate (i.e., composed of securities that represent 25 percent or more of the value of the Index) or focus (i.e., composed of securities that represent a substantial portion of its value, but less than 25 percent) in an industry or group of industries. The Fund will allocate its investments to approximately the same extent as the Index. As a result, the Fund may be subject to greater market fluctuations than a fund that is more broadly invested across industries. Financial, economic, business, regulatory conditions, and other developments affecting issuers in a particular industry or group of industries will have a greater effect on the Fund, and if securities of the particular industry or group of industries as a group fall out of favor, the Fund could underperform, or its net asset value may be more volatile than, funds that have greater industry diversification.
- **Exposure to Large-Cap Company Investment Risk** — Although returns on investments in large-cap companies are often perceived as being less volatile than the returns of companies with smaller market capitalizations, the return on large-cap securities could trail the returns on investments in smaller and mid-sized companies for a number of reasons. For example, large-cap companies may be unable to respond quickly to new competitive challenges, such as changes in technology, and also may not be able to attain the high growth rate of successful smaller companies.
- **Natural Disaster/Epidemic Risk** — Natural or environmental disasters, such as earthquakes, fires, floods, hurricanes, tsunamis and other severe weather-related



phenomena generally, and widespread disease, including pandemics and epidemics (for example, the novel coronavirus COVID-19), have been and can be highly disruptive to economies and markets and have recently led, and may continue to lead, to increased market volatility and significant market losses. Such natural disaster and health crises could exacerbate political, social, and economic risks, and result in significant breakdowns, delays, shutdowns, social isolation, and other disruptions to important global, local and regional supply chains affected, with potential corresponding results on the operating performance of the Fund and its investments. A climate of uncertainty and panic, including the contagion of infectious viruses or diseases, may adversely affect global, regional, and local economies and reduce the availability of potential investment opportunities, and increases the difficulty of performing due diligence and modeling market conditions, potentially reducing the accuracy of financial projections. Under these circumstances, the Fund may have difficulty achieving its investment objectives which may adversely impact Fund performance. Further, such events can be highly disruptive to economies and markets, significantly disrupt the operations of individual companies (including, but not limited to, the Fund's investment advisor, third party service providers, and counterparties), sectors, industries, markets, securities and commodity exchanges, currencies, interest and inflation rates, credit ratings, investor sentiment, and other factors affecting the value of the Fund's investments. These factors can cause substantial market volatility, exchange trading suspensions and closures, changes in the availability of and the margin requirements for certain instruments, and can impact the ability of the Fund to complete redemptions and otherwise affect Fund performance and Fund trading in the secondary market. A widespread crisis would also affect the global economy in ways that cannot necessarily be foreseen. How long such events will last and whether they will continue or recur cannot be predicted. Impacts from these could have a significant impact on the Fund's performance, resulting in losses to your investment.

• **Risk that Current Assumptions and Expectations Could Become Outdated As a Result of Global Economic Shock** —

The onset of the novel coronavirus (COVID-19) has caused significant shocks to global financial markets and economies, with many governments taking extreme actions to slow and contain the spread of COVID-19. These actions have had, and likely will continue to have, a severe economic impact on global economies as economic activity in some instances has essentially ceased. Financial markets across the globe are experiencing severe distress at least equal to what was experienced during the global financial crisis in 2008. In March 2020, U.S. equity markets entered a bear market in the fastest such move in the history of U.S. financial markets. During much of 2020, the unemployment rate in the U.S. was extremely high by historical standards. It is not possible to predict when unemployment and market conditions will

return to more normal levels. The global economic shocks being experienced as of the date hereof may cause the underlying assumptions and expectations of the Fund to become outdated quickly or inaccurate, resulting in significant losses.

- **Non-Diversification Risk** — The Fund is classified as “non-diversified” under the Investment Company Act of 1940, as amended (“1940 Act”). This means it has the ability to invest a relatively high percentage of its assets in the securities of a small number of issuers or in financial instruments with a single counterparty or a few counterparties. This may increase the Fund's volatility and increase the risk that the Fund's performance will decline based on the performance of a single issuer or the credit of a single counterparty.
- **Index Performance Risk** — The Index is maintained by a third party provider unaffiliated with the Fund or ProFund Advisors. There can be no guarantee or assurance that the methodology used by the third party provider to create the Index will result in the Fund achieving positive returns. Further, there can be no guarantee that the methodology underlying the Index or the daily calculation of the Index will be free from error. It is also possible that the value of the Index may be subject to intentional manipulation by third-party market participants. The Index used by the Fund may underperform other asset classes and may underperform other similar indices. Each of these factors could have a negative impact on the performance of the Fund.
- **Active Investor Risk** — The Fund permits short-term trading of its securities. A significant portion of assets invested in the Fund may come from professional money managers and investors who use the Fund as part of active trading or tactical asset allocation strategies. These strategies often call for frequent trading to take advantage of anticipated changes in market conditions, which could increase portfolio turnover and may result in additional costs for the Fund. In addition, large movements of assets into and out of the Fund may have a negative impact on the Fund's ability to achieve its investment objective or maintain a consistent level of operating expenses. In certain circumstances, the Fund's expense ratio may vary from current estimates or the historical ratio disclosed in this Prospectus.
- **Early Close/Late Close/Trading Halt Risk** — An exchange or market may close early, close late or issue trading halts on specific securities or financial instruments. As a result, the ability to trade certain securities or financial instruments may be restricted, which may result in the Fund being unable to trade those and other related financial instruments at all. In these circumstances, the Fund may be unable to rebalance its portfolio, may be unable to accurately price its investments and/or may incur substantial trading losses.
- **Liquidity Risk** — In certain circumstances, such as the disruption of the orderly markets for the financial instruments in which the Fund invests, the Fund might not be

able to acquire or dispose of certain holdings quickly or at prices that represent true market value in the judgment of ProFund Advisors. Markets for the financial instruments in which the Fund invests may be disrupted by a number of events, including but not limited to economic crises, political crises, health crises, natural disasters, excessive volatility, new legislation, or regulatory changes inside or outside of the U.S. For example, regulation limiting the ability of certain financial institutions to invest in certain financial instruments would likely reduce the liquidity of those instruments. These situations may prevent the Fund from limiting losses, realizing gains or achieving a high inverse leverage correlation with the Index.

- **Portfolio Turnover Risk** — The Fund may incur high portfolio turnover to manage the Fund's investment exposure. Additionally, active trading of the Fund's shares may cause more frequent purchase and sales activities that could, in certain circumstances, increase the number of portfolio transactions. High levels of portfolio transactions increase brokerage and other transaction costs and may result in increased taxable capital gains. Each of these factors could have a negative impact on the performance of the Fund.
- **Tax Risk** — In order to qualify for the special tax treatment accorded a regulated investment company ("RIC") and its shareholders, the Fund must derive at least 90% of its gross income for each taxable year from "qualifying income," meet certain asset diversification tests at the end of each taxable quarter, and meet annual distribution requirements. The Fund's pursuit of its investment strategies will potentially be limited by the Fund's intention to qualify for such treatment and could adversely affect the Fund's ability to so qualify. The Fund can make certain investments, the treatment of which for these purposes is unclear. If, in any year, the Fund were to fail to qualify for the special tax treatment accorded a RIC and its shareholders, and were ineligible to or were not to cure such failure, the Fund would be taxed in the same manner as an ordinary corporation subject to U.S. federal income tax on all its income at the fund level. The resulting taxes could substantially reduce the Fund's net assets and the amount of

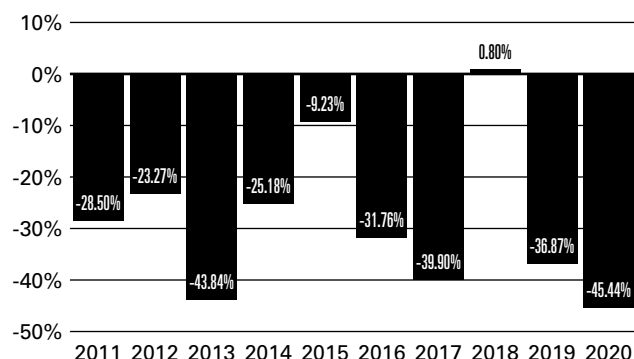
income available for distribution. In addition, in order to requalify for taxation as a RIC, the Fund could be required to recognize unrealized gains, pay substantial taxes and interest, and make certain distributions. Please see the Statement of Additional Information for more information.

- **Valuation Risk** — In certain circumstances (e.g., if ProFund Advisors believes market quotations do not accurately reflect the fair value of an investment, or a trading halt closes an exchange or market early), ProFund Advisors may, in its sole discretion, choose to determine a fair value price as the basis for determining the market value of such investment for such day. The fair value of an investment determined by ProFund Advisors may be different from other value determinations of the same investment. Portfolio investments that are valued using techniques other than market quotations, including "fair valued" investments, may be subject to greater fluctuation in their value from one day to the next than would be the case if market quotations were used. In addition, there is no assurance that the Fund could sell a portfolio investment for the value established for it at any time, and it is possible that the Fund would incur a loss because a portfolio investment is sold at a discount to its established value.

Please see "Investment Objectives, Principal Investment Strategies and Related Risks" in the Fund's Prospectus for additional details.

## Investment Results

The bar chart below shows how the Fund's investment results have varied from year to year, and the table shows how the Fund's average annual total returns for various periods compare with a broad measure of market performance. This information provides some indication of the risks of investing in the Fund. The Fund's performance information reflects applicable fee waivers and/or expense limitations in effect during the period presented. Absent such fee waivers/expense limitations, if any, performance would have been lower. It does not reflect charges and fees associated with a separate account that invests in the Fund or any insurance contract for which it is an investment option. Charges and fees will reduce returns. Past results are not predictive of future results.

**Annual Returns as of December 31**

Best Quarter (ended 3/31/2020): **28.45%**

Worst Quarter (ended 6/30/2020): **-35.09%**

The year-to-date return as of the most recent quarter, which ended March 31, 2021, was -15.93%.

**Average Annual Total Returns**

As of December 31, 2020

	One Year	Five Years	Ten Years	Inception Date
ProFund VP UltraShort Dow 30	-45.44%	-32.28%	-29.63%	9/14/2006
<b>Dow Jones Industrial Average<sup>SM1</sup></b>	<b>9.72%</b>	<b>14.65%</b>	<b>12.97%</b>	

1 Reflects no deduction for fees, expenses or taxes. Adjusted to reflect the reinvestment of dividends paid by issuers in the Index.

Annual returns are required to be shown and should not be interpreted as suggesting that the Fund should or should not be held for longer periods of time.

**Management**

The Fund is advised by ProFund Advisors. Michael Neches, Senior Portfolio Manager, and Devin Sullivan, Portfolio Manager, have jointly and primarily managed the Fund since October 2013 and March 2018, respectively.

**Purchase and Sale of Fund Shares**

Shares are available for purchase by insurance company separate accounts to serve as an investment medium for variable

insurance contracts, and by qualified pension and retirement plans, certain insurance companies, and ProFund Advisors. Investors do not contact the Fund directly to purchase or redeem shares. Please refer to the prospectus of the relevant separate account for information on the allocation of premiums and on transfers of accumulated value among sub-accounts of the separate accounts that invest in the Fund.

**Tax Information**

The Fund normally distributes its net investment income and net realized capital gains, if any, to its shareholders. If you are a holder of a contract or policy that invests in the Fund through an insurance company separate account, then these distributions will generally not be taxable to you; please consult the prospectus or other information provided to you by the insurance company regarding the tax consequences of your contract or policy. If you are a holder of such a contract or policy, or if you are investing through a pension or retirement plan that is a tax-advantaged arrangement, you may be taxed later upon distributions with respect to or from those contracts or arrangements. The Fund intends to distribute income, if any, and capital gains, if any, at least annually.

**Payments to Insurance Companies and Other Financial Intermediaries**

The Fund or its distributor (and related companies) may pay insurance companies, which in turn may pay broker-dealers or other financial intermediaries (such as banks and insurance companies, or their related companies) for the sale and retention of variable contracts and/or policies which offer Fund shares. These payments may create a conflict of interest for a financial intermediary selling such variable contracts and/or policies, or may be a factor in the insurance company's decision to include the Fund as an investment option in its variable contract or policy. For more information, ask your financial advisor, visit your financial intermediary's website or consult the prospectus for the contract or policy.

## Important Information About the Fund

ProFund VP UltraShort Nasdaq-100 (the “Fund”) seeks daily investment results, before fees and expenses, that correspond to two times the inverse (-2x) of the return of the Nasdaq-100<sup>®</sup> Index (the “Index”) **for a single day**, not for any other period. A “single day” is measured from the time the Fund calculates its net asset value (“NAV”) to the time of the Fund’s next NAV calculation. **The return of the Fund for periods longer than a single day will be the result of its return for each day compounded over the period. The Fund’s returns for periods longer than a single day will very likely differ in amount, and possibly even direction, from the Fund’s stated multiple (-2x) times the return of the Index for the same period. For periods longer than a single day, the Fund will lose money if the Index’s performance is flat, and it is possible that the Fund will lose money even if the level of the Index falls.** Longer holding periods, higher Index volatility, and greater inverse leverage exposure each exacerbate the impact of compounding on an investor’s returns. During periods of higher Index volatility, the volatility of the Index may affect the Fund’s return as much as or more than the return of the Index.

**The Fund presents different risks than other types of funds. The Fund uses leverage and is riskier than similarly benchmarked funds that do not use leverage. The Fund may not be suitable for all investors and should be used only by knowledgeable investors who understand the consequences of seeking daily inverse leverage (-2x) investment results, including the impact of compounding on Fund performance. Investors in the Fund should actively manage and monitor their investments, as frequently as daily. An investor in the Fund could potentially lose the full principal value of their investment within a single day.**

## Investment Objective

The Fund seeks daily investment results, before fees and expenses, that correspond to two times the inverse (-2x) of the daily performance of the Index. **The Fund does not seek to achieve its stated investment objective over a period of time greater than a single day.**

## Fees and Expenses of the Fund

The table below describes the fees and expenses that you may pay if you buy, hold, and sell shares of the Fund. The expenses shown do not reflect charges or fees associated with insurance company separate accounts or insurance contracts, which would have the effect of increasing overall expenses. Annuity and policy holders should consult the prospectus for their contract or policy for more information about such charges and fees.

## Annual Fund Operating Expenses

(expenses that you pay each year as a percentage of the value of your investment)

Investment Advisory Fees	0.75%
Distribution and Service (12b-1) Fees	0.25%
Other Expenses	0.78%

## Total Annual Fund Operating Expenses Before Fee

Waivers and Expense Reimbursements	1.78%
Fee Waivers/Reimbursements <sup>1</sup>	-0.10%

## Total Annual Fund Operating Expenses After Fee

Waivers and Expense Reimbursements	1.68%
------------------------------------	-------

1 ProFund Advisors LLC (“ProFund Advisors”) has contractually agreed to waive Investment Advisory and Management Services Fees and to reimburse Other Expenses to the extent Total Annual Fund Operating Expenses Before Fee Waivers and Expense Reimbursements, as a percentage of average daily net assets, exceed 1.68% through April 30, 2022. After such date, the expense limitation may be terminated or revised by ProFund Advisors. Amounts waived or reimbursed in a particular contractual period may be recouped by ProFund Advisors within three years of the end of that contractual period, however, such recoupment will be limited to the lesser of any expense limitation in place at the time of recoupment or the expense limitation in place at the time of waiver or reimbursement.

**Example:** This example is intended to help you compare the cost of investing in the Fund with the cost of investing in other mutual funds.

The example assumes that you invest \$10,000 in the Fund for the time periods indicated and then redeem all of your shares at the end of each period. The example also assumes that your investment has a 5% return each year and that the Fund’s operating expenses remain the same, except that the fee waiver/expense reimbursement is assumed only to pertain to the first year. It does not reflect separate account or insurance contract fees or charges. If these charges were reflected, expenses would be higher. Although your actual costs may be higher or lower, based on these assumptions your approximate costs would be:

	1Year	3Years	5Years	10Years
ProFund VP UltraShort Nasdaq-100	\$171	\$551	\$955	\$2,086

The Fund pays transaction and financing costs associated with the purchase and sale of securities and derivatives. These costs are not reflected in the table or the example above.

## Portfolio Turnover

The Fund pays transaction costs, such as commissions, when it buys and sells securities (or “turns over” its portfolio). A higher

portfolio turnover rate may indicate higher transaction costs. These costs, which are not reflected in the Annual Fund Operating Expenses or in the example above, affect the Fund's performance. During the most recent fiscal year, the Fund's annual portfolio turnover rate was 0% of the average value of its entire portfolio. This portfolio turnover rate is calculated without regard to cash instruments or derivatives transactions. If such transactions were included, the Fund's portfolio turnover rate would be significantly higher.

## Principal Investment Strategies

The Fund invests in financial instruments that ProFund Advisors believes, in combination, should produce daily returns consistent with the Fund's investment objective. The Index is constructed and maintained by Nasdaq Inc. (the "Index Provider"). The Index includes 100 of the largest domestic and international non-financial companies listed on The Nasdaq Stock Market based on market capitalization. The Index reflects companies across major industry groups including computer hardware and software, telecommunications, retail/wholesale trade and biotechnology. Companies selected for inclusion are non-financial companies that meet appropriate trading volumes, adjusted market capitalization and other eligibility criteria. The Index is published under the Bloomberg ticker symbol "NDX."

The Fund will invest principally in the financial instruments set forth below. The Fund expects that its cash balances maintained in connection with the use of financial instruments will typically be held in money market instruments.

- **Derivatives** — The Fund invests in derivatives, which are financial instruments whose value is derived from the value of an underlying asset or assets, such as stocks, bonds, funds (including exchange-traded funds ("ETFs")), interest rates or indexes. The Fund invests in derivatives as a substitute for directly shorting stocks in order to seek returns for a single day that are inverse leverage (-2x) to the returns of the Index for that day. These derivatives principally include:
  - **Swap Agreements** — Contracts entered into primarily with major global financial institutions for a specified period ranging from a day to more than one year. In a standard "swap" transaction, two parties agree to exchange the return (or differentials in rates of return) earned or realized on particular predetermined investments or instruments. The gross return to be exchanged or "swapped" between the parties is calculated with respect to a "notional amount," e.g., the return on or change in value of a particular dollar amount invested in a "basket" of securities or an ETF representing a particular index.
  - **Futures Contracts** — Standardized contracts traded on, or subject to the rules of, an exchange that call for the future delivery of a specified quantity and type of asset at a specified time and place or, alternatively, may call for cash settlement.

- **Money Market Instruments** — The Fund invests in short-term cash instruments that have a remaining maturity of 397 days or less and exhibit high quality credit profiles, for example:

- **U.S. Treasury Bills** — U.S. government securities that have initial maturities of one year or less, and are supported by the full faith and credit of the U.S. government.
- **Repurchase Agreements** — Contracts in which a seller of securities, usually U.S. government securities or other money market instruments, agrees to buy the securities back at a specified time and price. Repurchase agreements are primarily used by the Fund as a short-term investment vehicle for cash positions.

ProFund Advisors uses a mathematical approach to investing. Using this approach, ProFund Advisors determines the type, quantity and mix of investment positions that it believes, in combination, the Fund should hold to produce daily returns consistent with the daily Fund's investment objective. The Fund may gain inverse exposure to only a representative sample of the securities in the Index or to securities not contained in the Index or in financial instruments, with the intent of obtaining exposure with aggregate characteristics similar to those of two times the inverse of the single day returns of the Index. In managing the assets of the Fund, ProFund Advisors does not invest the assets of the Fund in securities or financial instruments based on ProFund Advisors' view of the investment merit of a particular security, instrument, or company, nor does it conduct conventional investment research or analysis or forecast market movement or trends. The Fund seeks to remain fully invested at all times in securities and/or financial instruments that, in combination, provide inverse leverage exposure to the single day returns of the Index, consistent with its investment objective, without regard to market conditions, trends or direction. The Fund seeks investment results for a single day only, measured as the time the Fund calculates its NAV to the next time the Fund calculates its NAV, and not for any other period.

The Fund seeks to engage in daily rebalancing to position its portfolio so that its exposure to the Index is consistent with the Fund's daily investment objective. The time and manner in which the Fund rebalances its portfolio may vary from day to day at the discretion of ProFund Advisors, depending on market conditions and other circumstances. The Index's movements during the day will affect whether the Fund's portfolio needs to be rebalanced. For example, if the Index has risen on a given day, net assets of the Fund should fall (assuming there were no shares issued). As a result, the Fund's inverse exposure will need to be decreased. Conversely, if the Index has fallen on a given day, net assets of the Fund should rise (assuming there were no share redemptions). As a result, the Fund's inverse exposure will need to be increased.



**Daily rebalancing and the compounding of each day's return over time means that the return of the Fund for a period longer than a single day will be the result of each day's returns compounded over the period, which will very likely differ in amount, and possibly even direction, from two times the inverse (-2x) of the return of the Index for the same period. The Fund will lose money if the Index's performance is flat over time, and the Fund can lose money regardless of the performance of the Index, as a result of daily rebalancing, the Index's volatility, compounding of each day's return and other factors. See "Principal Risks" below.**

The Fund will concentrate or focus its investments in a particular industry or group of industries to approximately the same extent the Index is so concentrated or focused. As of December 31, 2020, the Index was concentrated in the information technology industry group and was focused in the communication services and consumer discretionary industry groups.

Please see "Investment Objectives, Principal Investment Strategies and Related Risks" in the Fund's Prospectus for additional details.

## Principal Risks

**You may lose the full principal value of your investment within a single day.**

The principal risks described below are intended to provide information about the factors likely to have a significant adverse impact on the Fund's returns and consequently the value of an investment in the Fund. The risks are presented in an order intended to facilitate readability and their order does not imply that the realization of one risk is more likely to occur than another risk or likely to have a greater adverse impact than another risk. While the realization of certain of the risks described herein may benefit the Fund because the Fund seeks daily investment results, before fees and expenses, that correspond to two times the inverse (-2x) of the daily return of the Index, such occurrences may introduce more volatility to the Fund, which could have a significant negative impact on Fund performance.

- **Risks Associated with the Use of Derivatives** — Investing in derivatives may be considered aggressive and may expose the Fund to greater risks and may result in larger losses or smaller gains than investing directly in the reference asset(s) underlying those derivatives. These risks include counterparty risk, liquidity risk and increased correlation risk. When the Fund uses derivatives, there may be imperfect correlation between the value of the reference asset(s) underlying the derivative (e.g., the Index) and the derivative, which may prevent the Fund from achieving its investment objective. Because derivatives often require only a limited initial investment, the use of derivatives also may expose the Fund to losses in excess of those amounts initially invested. The Fund may use a combination of swaps on the Index and swaps on an ETF that is designed to track the performance of the Index. The performance of an ETF may not track the performance of the Index due to embedded costs and other factors. Thus, to

the extent the Fund invests in swaps that use an ETF as the reference asset, the Fund may be subject to greater correlation risk and may not achieve as high a degree of correlation with the Index as it would if the Fund only used swaps on the Index. Moreover, with respect to the use of swap agreements, if the Index has a dramatic intraday move that causes a material decline in the Fund's net assets, the terms of a swap agreement between the Fund and its counterparty may permit the counterparty to immediately close out the transaction with the Fund. In that event, the Fund may be unable to enter into another swap agreement or invest in other derivatives to achieve the desired exposure consistent with the Fund's investment objective. This, in turn, may prevent the Fund from achieving its investment objective, even if the Index reverses all or a portion of its intraday move by the end of the day. As a result, the value of an investment in the Fund may change quickly and without warning. Any costs associated with using derivatives will also have the effect of lowering the Fund's return.

- **Leverage Risk** — The Fund obtains investment exposure in excess of its assets in seeking to achieve its investment objective — a form of leverage — and will lose more money in market environments adverse to its daily objective than a similar fund that does not employ such leverage. The use of such leverage increases the risk of a total loss of an investor's investment. For example, because the Fund includes a multiplier of two times the inverse (-2x) of the Index, a single day movement in the Index approaching 50% at any point in the day could result in the total loss of an investor's investment if that movement is contrary to the investment objective of the Fund, even if the Index subsequently moves in an opposite direction, eliminating all or a portion of the earlier movement. This would be the case with any such single day movements in the Index, even if the Index maintains a level greater than zero at all times. In addition, the use of leverage may increase the volatility of the Fund and magnify any differences between the performance of the Fund and the Index.
- **Compounding Risk** — The Fund has a single day investment objective, and the Fund's performance for any other period is the result of its return for each day compounded over the period. The performance of the Fund for periods longer than a single day will very likely differ in amount, and possibly even direction, from two times the inverse (-2x) of the daily return of the Index for the same period, before accounting for fees and expenses. Compounding affects all investments, but has a more significant impact on an inverse fund. This effect becomes more pronounced as Index volatility and holding periods increase. Fund performance for a period longer than a single day can be estimated given any set of assumptions for the following factors: (a) Index volatility; (b) Index performance; (c) period of time; (d) financing rates associated with inverse leverage exposure; (e) other Fund expenses; and (f) dividends or interest paid with respect to

securities in the Index. The chart below illustrates the impact of two principal factors — Index volatility and Index performance — on Fund performance. The chart shows estimated Fund returns for a number of combinations of Index volatility and Index performance over a one-year period. Actual volatility, Index and Fund performance may differ significantly from the chart below. Performance shown in the chart assumes: (a) no dividends paid with respect to securities included in the Index; (b) no Fund expenses; and (c) borrowing/lending rates (to obtain inverse leverage exposure) of zero percent. If Fund expenses and/or actual borrowing/lending rates were reflected, the Fund's performance would be different than shown.

Areas shaded darker represent those scenarios where the Fund can be expected to return less than two times the inverse (-2x) of the performance of the Index.

**Estimated Fund Returns**

Index Performance		One Year Volatility Rate				
One Year Index	Two times the inverse (-2x) of the One Year Index					
		10%	25%	50%	75%	100%
-60%	120%	506.5%	418.1%	195.2%	15.6%	-68.9%
-50%	100%	288.2%	231.6%	88.9%	-26.0%	-80.1%
-40%	80%	169.6%	130.3%	31.2%	-48.6%	-86.2%
-30%	60%	98.1%	69.2%	-3.6%	-62.2%	-89.8%
-20%	40%	51.6%	29.5%	-26.2%	-71.1%	-92.2%
-10%	20%	19.8%	2.3%	-41.7%	-77.2%	-93.9%
0%	0%	-3.0%	-17.1%	-52.8%	-81.5%	-95.0%
10%	-20%	-19.8%	-31.5%	-61.0%	-84.7%	-95.9%
20%	-40%	-32.6%	-42.4%	-67.2%	-87.2%	-96.5%
30%	-60%	-42.6%	-50.9%	-72.0%	-89.1%	-97.1%
40%	-80%	-50.5%	-57.7%	-75.9%	-90.6%	-97.5%
50%	-100%	-56.9%	-63.2%	-79.0%	-91.8%	-97.8%
60%	-120%	-62.1%	-67.6%	-81.5%	-92.8%	-98.1%

The foregoing table is intended to isolate the effect of Index volatility and Index performance on the return of the Fund and is not a representation of actual returns. For example, the Fund may incorrectly be expected to achieve a -40% return on a yearly basis if the Index return were 20%, absent the effects of compounding. As the table shows, with Index volatility of 50%, the Fund could be expected to return -67.2% under such a scenario. The Fund's actual returns may be significantly better or worse than the returns shown above as a result of any of the factors discussed above or in "Principal Risks — Correlation Risk" below.

The Index's annualized historical volatility rate for the five-year period ended December 31, 2020 was 22.34%. The Index's highest December to December volatility rate during the five-year period was 36.59% (December 31, 2020). The Index's annualized total return performance for the five-year period ended December 31, 2020 was 24.27%. Historical

Index volatility and performance are not indications of what the Index volatility and performance will be in the future. The volatility of U.S. exchange-traded securities or instruments that reflect the value of the Index may differ from the volatility of the Index.

**For additional graphs and charts demonstrating the effects of Index volatility and Index performance on the long-term performance of the Fund, see "Understanding the Risks and Long-Term Performance of Daily Objective Funds — The Impact of Compounding" in the Fund's Prospectus and "Special Note Regarding the Correlation Risks of Geared Funds" in the Fund's Statement of Additional Information.**

- **Correlation Risk** — A number of factors may affect the Fund's ability to achieve a high degree of inverse leverage correlation with the Index, and there is no guarantee that the Fund will achieve a high degree of inverse leverage correlation. Failure to achieve a high degree of inverse leverage correlation may prevent the Fund from achieving its investment objective, and the percentage change of the Fund's NAV each day may differ, perhaps significantly in amount, and possibly even direction, from two times the inverse (-2x) of the percentage change of the Index on such day.

In order to achieve a high degree of inverse leverage correlation with the Index, the Fund seeks to rebalance its portfolio daily to keep exposure consistent with its investment objective. Being materially under- or overexposed to the Index may prevent the Fund from achieving a high degree of inverse leverage correlation with the Index and may expose the Fund to greater leverage risk. Market disruptions or closure, regulatory restrictions, market volatility, illiquidity in the markets for the financial instruments in which the Fund invests, and other factors will adversely affect the Fund's ability to adjust exposure to requisite levels. The target amount of portfolio exposure is impacted dynamically by the Index's movements, including intraday movements. Because of this, it is unlikely that the Fund will have perfect inverse leverage (-2x) exposure during the day or at the end of each day and the likelihood of being materially under- or overexposed is higher on days when the Index is volatile, particularly when the Index is volatile at or near the close of the trading day.

A number of other factors may also adversely affect the Fund's inverse leverage correlation with the Index, including fees, expenses, transaction costs, financing costs associated with the use of derivatives, income items, valuation methodology, accounting standards and disruptions or illiquidity in the markets for the securities or financial instruments in which the Fund invests. The Fund may not have investment exposure to all of the securities in the Index, or its weighting of investment exposure to securities may be different from that of the Index. In addition, the Fund may invest in securities not included in the Index. The Fund may take or refrain from taking positions in order to improve tax efficiency, comply

with regulatory restrictions, or for other reasons, each of which may negatively affect the Fund's correlation with the Index. The Fund may also be subject to large movements of assets into and out of the Fund, potentially resulting in the Fund being under- or overexposed to the Index and may be impacted by Index reconstitutions and Index rebalancing events. Additionally, the Fund's underlying investments and/or reference assets may trade on markets that may not be open on the same day as the Fund, which may cause a difference between the changes in the daily performance of the Fund and changes in the level of the Index. Any of these factors could decrease correlation between the performance of the Fund and the Index and may hinder the Fund's ability to meet its daily investment objective on or around that day.

- **Rebalancing Risk** — If for any reason the Fund is unable to rebalance all or a portion of its portfolio, or if all or a portion of the portfolio is rebalanced incorrectly, the Fund's investment exposure may not be consistent with the Fund's investment objective. In these instances, the Fund may have investment exposure to the Index that is significantly greater or less than its stated multiple. As a result, the Fund may be more exposed to leverage risk than if it had been properly rebalanced and may not achieve its investment objective.
- **Counterparty Risk** — Investing in derivatives and repurchase agreements involves entering into contracts with third parties (i.e., counterparties). The use of derivatives involves risks that are different from those associated with ordinary portfolio securities transactions. The Fund will be subject to credit risk (i.e., the risk that a counterparty is or is perceived to be unwilling or unable to make timely payments or otherwise meet its contractual obligations) with respect to the amount it expects to receive from counterparties to derivatives and repurchase agreements entered into by the Fund. If a counterparty becomes bankrupt or fails to perform its obligations, or if any collateral posted by the counterparty for the benefit of the Fund is insufficient or there are delays in the Fund's ability to access such collateral, the value of an investment in the Fund may decline.
- **Short Sale Exposure Risk** — The Fund may seek inverse or "short" exposure through financial instruments, which would cause the Fund to be exposed to certain risks associated with selling short. These risks include, under certain market conditions, an increase in the volatility and decrease in the liquidity of the instruments underlying the short position, which may lower the Fund's return, result in a loss, have the effect of limiting the Fund's ability to obtain inverse exposure through financial instruments, or require the Fund to seek inverse exposure through alternative investment strategies that may be less desirable or more costly to implement. To the extent that, at any particular point in time, the instruments underlying the short position may be thinly traded or have a limited market, including due to regulatory action, the Fund may be unable to meet its investment objective due to a lack of available securities or counterparties. During such periods, the

Fund's ability to issue additional shares may be adversely affected. Obtaining inverse leverage exposure through these instruments may be considered an aggressive investment technique. Any income, dividends or payments by the assets underlying the Fund's short positions will negatively impact the Fund.

- **Inverse Correlation Risk** — Investors will lose money when the Index rises — a result that is the opposite from traditional funds.
- **Equity and Market Risk** — Equity markets are volatile, and the value of securities, swaps, futures and other instruments correlated with equity markets may fluctuate dramatically from day to day. Equity markets are subject to corporate, political, regulatory, market and economic developments, as well as developments that impact specific economic sectors, industries or segments of the market. Further, stocks in the Index may underperform other equity investments. Volatility in the markets and/or market developments may cause the value of an investment in the Fund to decrease over short or long periods of time. As a fund seeking daily investment results, before fees and expenses, that correspond to two times the inverse (-2x) of the daily return of the Index, the value of an investment in the Fund is expected to decline when market conditions cause the level of the Index to rise.
- **Concentration and Focused Investing** — The Index may concentrate (i.e., composed of securities that represent 25 percent or more of the value of the Index) or focus (i.e., composed of securities that represent a substantial portion of its value, but less than 25 percent) in an industry or group of industries. The Fund will allocate its investments to approximately the same extent as the Index. As a result, the Fund may be subject to greater market fluctuations than a fund that is more broadly invested across industries. Financial, economic, business, regulatory conditions, and other developments affecting issuers in a particular industry or group of industries will have a greater effect on the Fund, and if securities of the particular industry or group of industries as a group fall out of favor, the Fund could underperform, or its net asset value may be more volatile than, funds that have greater industry diversification.
- **Exposure to Large-Cap Company Investment Risk** — Although returns on investments in large-cap companies are often perceived as being less volatile than the returns of companies with smaller market capitalizations, the return on large-cap securities could trail the returns on investments in smaller and mid-sized companies for a number of reasons. For example, large-cap companies may be unable to respond quickly to new competitive challenges, such as changes in technology, and also may not be able to attain the high growth rate of successful smaller companies.
- **Natural Disaster/Epidemic Risk** — Natural or environmental disasters, such as earthquakes, fires, floods, hurricanes, tsunamis and other severe weather-related

phenomena generally, and widespread disease, including pandemics and epidemics (for example, the novel coronavirus COVID-19), have been and can be highly disruptive to economies and markets and have recently led, and may continue to lead, to increased market volatility and significant market losses. Such natural disaster and health crises could exacerbate political, social, and economic risks, and result in significant breakdowns, delays, shutdowns, social isolation, and other disruptions to important global, local and regional supply chains affected, with potential corresponding results on the operating performance of the Fund and its investments. A climate of uncertainty and panic, including the contagion of infectious viruses or diseases, may adversely affect global, regional, and local economies and reduce the availability of potential investment opportunities, and increases the difficulty of performing due diligence and modeling market conditions, potentially reducing the accuracy of financial projections. Under these circumstances, the Fund may have difficulty achieving its investment objectives which may adversely impact Fund performance. Further, such events can be highly disruptive to economies and markets, significantly disrupt the operations of individual companies (including, but not limited to, the Fund's investment advisor, third party service providers, and counterparties), sectors, industries, markets, securities and commodity exchanges, currencies, interest and inflation rates, credit ratings, investor sentiment, and other factors affecting the value of the Fund's investments. These factors can cause substantial market volatility, exchange trading suspensions and closures, changes in the availability of and the margin requirements for certain instruments, and can impact the ability of the Fund to complete redemptions and otherwise affect Fund performance and Fund trading in the secondary market. A widespread crisis would also affect the global economy in ways that cannot necessarily be foreseen. How long such events will last and whether they will continue or recur cannot be predicted. Impacts from these could have a significant impact on the Fund's performance, resulting in losses to your investment.

• **Risk that Current Assumptions and Expectations Could Become Outdated As a Result of Global Economic Shock** —

The onset of the novel coronavirus (COVID-19) has caused significant shocks to global financial markets and economies, with many governments taking extreme actions to slow and contain the spread of COVID-19. These actions have had, and likely will continue to have, a severe economic impact on global economies as economic activity in some instances has essentially ceased. Financial markets across the globe are experiencing severe distress at least equal to what was experienced during the global financial crisis in 2008. In March 2020, U.S. equity markets entered a bear market in the fastest such move in the history of U.S. financial markets. During much of 2020, the unemployment rate in the U.S. was extremely high by historical standards. It is not possible to predict when unemployment and market conditions will

return to more normal levels. The global economic shocks being experienced as of the date hereof may cause the underlying assumptions and expectations of the Fund to become outdated quickly or inaccurate, resulting in significant losses.

- **Non-Diversification Risk** — The Fund is classified as “non-diversified” under the Investment Company Act of 1940, as amended (“1940 Act”). This means it has the ability to invest a relatively high percentage of its assets in the securities of a small number of issuers or in financial instruments with a single counterparty or a few counterparties. This may increase the Fund's volatility and increase the risk that the Fund's performance will decline based on the performance of a single issuer or the credit of a single counterparty.
- **Index Performance Risk** — The Index is maintained by a third party provider unaffiliated with the Fund or ProFund Advisors. There can be no guarantee or assurance that the methodology used by the third party provider to create the Index will result in the Fund achieving positive returns. Further, there can be no guarantee that the methodology underlying the Index or the daily calculation of the Index will be free from error. It is also possible that the value of the Index may be subject to intentional manipulation by third-party market participants. The Index used by the Fund may underperform other asset classes and may underperform other similar indices. Each of these factors could have a negative impact on the performance of the Fund.
- **Active Investor Risk** — The Fund permits short-term trading of its securities. A significant portion of assets invested in the Fund may come from professional money managers and investors who use the Fund as part of active trading or tactical asset allocation strategies. These strategies often call for frequent trading to take advantage of anticipated changes in market conditions, which could increase portfolio turnover and may result in additional costs for the Fund. In addition, large movements of assets into and out of the Fund may have a negative impact on the Fund's ability to achieve its investment objective or maintain a consistent level of operating expenses. In certain circumstances, the Fund's expense ratio may vary from current estimates or the historical ratio disclosed in this Prospectus.
- **Early Close/Late Close/Trading Halt Risk** — An exchange or market may close early, close late or issue trading halts on specific securities or financial instruments. As a result, the ability to trade certain securities or financial instruments may be restricted, which may result in the Fund being unable to trade those and other related financial instruments at all. In these circumstances, the Fund may be unable to rebalance its portfolio, may be unable to accurately price its investments and/or may incur substantial trading losses.
- **Liquidity Risk** — In certain circumstances, such as the disruption of the orderly markets for the financial instruments in which the Fund invests, the Fund might not be



able to acquire or dispose of certain holdings quickly or at prices that represent true market value in the judgment of ProFund Advisors. Markets for the financial instruments in which the Fund invests may be disrupted by a number of events, including but not limited to economic crises, political crises, health crises, natural disasters, excessive volatility, new legislation, or regulatory changes inside or outside of the U.S. For example, regulation limiting the ability of certain financial institutions to invest in certain financial instruments would likely reduce the liquidity of those instruments. These situations may prevent the Fund from limiting losses, realizing gains or achieving a high inverse leverage correlation with the Index.

- **Portfolio Turnover Risk** — The Fund may incur high portfolio turnover to manage the Fund's investment exposure. Additionally, active trading of the Fund's shares may cause more frequent purchase and sales activities that could, in certain circumstances, increase the number of portfolio transactions. High levels of portfolio transactions increase brokerage and other transaction costs and may result in increased taxable capital gains. Each of these factors could have a negative impact on the performance of the Fund.
- **Tax Risk** — In order to qualify for the special tax treatment accorded a regulated investment company ("RIC") and its shareholders, the Fund must derive at least 90% of its gross income for each taxable year from "qualifying income," meet certain asset diversification tests at the end of each taxable quarter, and meet annual distribution requirements. The Fund's pursuit of its investment strategies will potentially be limited by the Fund's intention to qualify for such treatment and could adversely affect the Fund's ability to so qualify. The Fund can make certain investments, the treatment of which for these purposes is unclear. If, in any year, the Fund were to fail to qualify for the special tax treatment accorded a RIC and its shareholders, and were ineligible to or were not to cure such failure, the Fund would be taxed in the same manner as an ordinary corporation subject to U.S. federal income tax on all its income at the fund level. The resulting taxes could substantially reduce the Fund's net assets and the amount of

income available for distribution. In addition, in order to requalify for taxation as a RIC, the Fund could be required to recognize unrealized gains, pay substantial taxes and interest, and make certain distributions. Please see the Statement of Additional Information for more information.

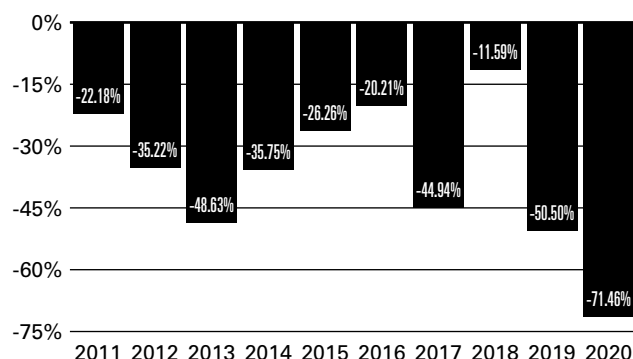
- **Valuation Risk** — In certain circumstances (e.g., if ProFund Advisors believes market quotations do not accurately reflect the fair value of an investment, or a trading halt closes an exchange or market early), ProFund Advisors may, in its sole discretion, choose to determine a fair value price as the basis for determining the market value of such investment for such day. The fair value of an investment determined by ProFund Advisors may be different from other value determinations of the same investment. Portfolio investments that are valued using techniques other than market quotations, including "fair valued" investments, may be subject to greater fluctuation in their value from one day to the next than would be the case if market quotations were used. In addition, there is no assurance that the Fund could sell a portfolio investment for the value established for it at any time, and it is possible that the Fund would incur a loss because a portfolio investment is sold at a discount to its established value.

Please see "Investment Objectives, Principal Investment Strategies and Related Risks" in the Fund's Prospectus for additional details.

## Investment Results

The bar chart below shows how the Fund's investment results have varied from year to year, and the table shows how the Fund's average annual total returns for various periods compare with a broad measure of market performance. This information provides some indication of the risks of investing in the Fund. The Fund's performance information reflects applicable fee waivers and/or expense limitations in effect during the period presented. Absent such fee waivers/expense limitations, if any, performance would have been lower. It does not reflect charges and fees associated with a separate account that invests in the Fund or any insurance contract for which it is an investment option. Charges and fees will reduce returns. Past results are not predictive of future results.



**Annual Returns as of December 31**

Best Quarter (ended 12/31/2018): **33.62%**

Worst Quarter (ended 6/30/2020): **-46.11%**

The year-to-date return as of the most recent quarter, which ended March 31, 2021, was -9.05%.

**Average Annual Total Returns**

As of December 31, 2020

	One Year	Five Years	Ten Years	Inception Date
ProFund VP UltraShort Nasdaq-100	-71.46%	-44.04%	-39.35%	9/14/2006
<b>Nasdaq-100® Index<sup>1</sup></b>	<b>48.88%</b>	<b>24.27%</b>	<b>20.63%</b>	

<sup>1</sup> Reflects no deduction for fees, expenses or taxes. Adjusted to reflect the reinvestment of dividends paid by issuers in the Index.

Annual returns are required to be shown and should not be interpreted as suggesting that the Fund should or should not be held for longer periods of time.

**Management**

The Fund is advised by ProFund Advisors. Michael Neches, Senior Portfolio Manager, and Devin Sullivan, Portfolio Manager, have jointly and primarily managed the Fund since October 2013 and March 2018, respectively.

**Purchase and Sale of Fund Shares**

Shares are available for purchase by insurance company separate accounts to serve as an investment medium for variable

insurance contracts, and by qualified pension and retirement plans, certain insurance companies, and ProFund Advisors. Investors do not contact the Fund directly to purchase or redeem shares. Please refer to the prospectus of the relevant separate account for information on the allocation of premiums and on transfers of accumulated value among sub-accounts of the separate accounts that invest in the Fund.

**Tax Information**

The Fund normally distributes its net investment income and net realized capital gains, if any, to its shareholders. If you are a holder of a contract or policy that invests in the Fund through an insurance company separate account, then these distributions will generally not be taxable to you; please consult the prospectus or other information provided to you by the insurance company regarding the tax consequences of your contract or policy. If you are a holder of such a contract or policy, or if you are investing through a pension or retirement plan that is a tax-advantaged arrangement, you may be taxed later upon distributions with respect to or from those contracts or arrangements. The Fund intends to distribute income, if any, and capital gains, if any, at least annually.

**Payments to Insurance Companies and Other Financial Intermediaries**

The Fund or its distributor (and related companies) may pay insurance companies, which in turn may pay broker-dealers or other financial intermediaries (such as banks and insurance companies, or their related companies) for the sale and retention of variable contracts and/or policies which offer Fund shares. These payments may create a conflict of interest for a financial intermediary selling such variable contracts and/or policies, or may be a factor in the insurance company's decision to include the Fund as an investment option in its variable contract or policy. For more information, ask your financial advisor, visit your financial intermediary's website or consult the prospectus for the contract or policy.

## Important Information About the Fund

ProFund VP UltraSmall-Cap (the “Fund”) seeks daily investment results, before fees and expenses, that correspond to two times (2x) the return of the Russell 2000<sup>®</sup> Index (the “Index”) **for a single day**, not for any other period. A “single day” is measured from the time the Fund calculates its net asset value (“NAV”) to the time of the Fund’s next NAV calculation. **The return of the Fund for periods longer than a single day will be the result of its return for each day compounded over the period. The Fund’s returns for periods longer than a single day will very likely differ in amount, and possibly even direction, from the Fund’s stated multiple (2x) times the return of the Index for the same period. For periods longer than a single day, the Fund will lose money if the Index’s performance is flat, and it is possible that the Fund will lose money even if the level of the Index rises.** Longer holding periods, higher Index volatility, and greater leveraged exposure each exacerbate the impact of compounding on an investor’s returns. During periods of higher Index volatility, the volatility of the Index may affect the Fund’s return as much as or more than the return of the Index.

**The Fund presents different risks than other types of funds. The Fund uses leverage and is riskier than similarly benchmarked funds that do not use leverage. The Fund may not be suitable for all investors and should be used only by knowledgeable investors who understand the consequences of seeking daily leverage (2x) investment results, including the impact of compounding on Fund performance. Investors in the Fund should actively manage and monitor their investments, as frequently as daily. An investor in the Fund could potentially lose the full principal value of their investment within a single day.**

## Investment Objective

The Fund seeks daily investment results, before fees and expenses, that correspond to two times (2x) the daily performance of the Index. **The Fund does not seek to achieve its stated investment objective over a period of time greater than a single day.**

## Fees and Expenses of the Fund

The table below describes the fees and expenses that you may pay if you buy, hold, and sell shares of the Fund. The expenses shown do not reflect charges or fees associated with insurance company separate accounts or insurance contracts, which would have the effect of increasing overall expenses. Annuity and policy

holders should consult the prospectus for their contract or policy for more information about such charges and fees.

### Annual Fund Operating Expenses

(expenses that you pay each year as a percentage of the value of your investment)

Investment Advisory Fees	0.75%
Distribution and Service (12b-1) Fees	0.25%
Other Expenses	0.86%

### Total Annual Fund Operating Expenses Before Fee

<b>Waivers and Expense Reimbursements</b>	1.86%
Fee Waivers/Reimbursements <sup>1</sup>	-0.18%

### Total Annual Fund Operating Expenses After Fee

<b>Waivers and Expense Reimbursements</b>	<b>1.68%</b>
-------------------------------------------	--------------

- 1 ProFund Advisors LLC (“ProFund Advisors”) has contractually agreed to waive Investment Advisory and Management Services Fees and to reimburse Other Expenses to the extent Total Annual Fund Operating Expenses Before Fee Waivers and Expense Reimbursements, as a percentage of average daily net assets, exceed 1.68% through April 30, 2022. After such date, the expense limitation may be terminated or revised by ProFund Advisors. Amounts waived or reimbursed in a particular contractual period may be recouped by ProFund Advisors within three years of the end of that contractual period, however, such recoupment will be limited to the lesser of any expense limitation in place at the time of recoupment or the expense limitation in place at the time of waiver or reimbursement.

**Example:** This example is intended to help you compare the cost of investing in the Fund with the cost of investing in other mutual funds.

The example assumes that you invest \$10,000 in the Fund for the time periods indicated and then redeem all of your shares at the end of each period. The example also assumes that your investment has a 5% return each year and that the Fund’s operating expenses remain the same, except that the fee waiver/expense reimbursement is assumed only to pertain to the first year. It does not reflect separate account or insurance contract fees or charges. If these charges were reflected, expenses would be higher. Although your actual costs may be higher or lower, based on these assumptions your approximate costs would be:

	1 Year	3 Years	5 Years	10 Years
ProFund VP UltraSmall-Cap	\$171	\$567	\$989	\$2,165

The Fund pays transaction and financing costs associated with the purchase and sale of securities and derivatives. These costs are not reflected in the table or the example above.

### Portfolio Turnover

The Fund pays transaction costs, such as commissions, when it buys and sells securities (or “turns over” its portfolio). A higher portfolio turnover rate may indicate higher transaction costs. These costs, which are not reflected in the Annual Fund Operating Expenses or in the example above, affect the Fund’s performance. During the most recent fiscal year, the Fund’s annual portfolio turnover rate was 34% of the average value of its entire portfolio. This portfolio turnover rate is calculated without regard to cash instruments or derivatives transactions. If such transactions were included, the Fund’s portfolio turnover rate would be significantly higher.

### Principal Investment Strategies

The Fund invests in financial instruments that ProFund Advisors believes, in combination, should produce daily returns consistent with the Fund’s investment objective. The Index is constructed and maintained by FTSE Russell. The Index is a measure of small-cap U.S. stock market performance. It is a float adjusted, market capitalization-weighted index containing approximately 2000 of the smallest companies in the Russell 3000<sup>®</sup> Index or approximately 10% of the total market capitalization of the Russell 3000<sup>®</sup> Index, which in turn represents approximately 98% of the U.S. equity market and includes approximately 3,000 of the largest companies in the U.S. The Russell 3000<sup>®</sup> includes large-, mid-, and small-capitalization companies. The Index is published under the Bloomberg ticker symbol “RTY.”

The Fund will invest principally in the financial instruments set forth below. The Fund expects that its cash balances maintained in connection with the use of financial instruments will typically be held in money market instruments.

- **Equity Securities** — The Fund invests in common stock issued by public companies.
- **Derivatives** — The Fund invests in derivatives, which are financial instruments whose value is derived from the value of an underlying asset or assets, such as stocks, bonds, funds (including exchange-traded funds (“ETFs”)), interest rates or indexes. The Fund invests in derivatives as a substitute for investing directly in securities in order to seek returns for a single day that are leverage (2x) to the returns of the Index for that day. These derivatives principally include:
  - **Swap Agreements** — Contracts entered into primarily with major global financial institutions for a specified period ranging from a day to more than one year. In a standard “swap” transaction, two parties agree to exchange the return (or differentials in rates of return) earned or realized on particular predetermined investments or instruments. The gross return to be exchanged or “swapped” between the parties is calculated with respect to a “notional amount,” e.g., the

return on or change in value of a particular dollar amount invested in a “basket” of securities or an ETF representing a particular index.

- **Futures Contracts** — Standardized contracts traded on, or subject to the rules of, an exchange that call for the future delivery of a specified quantity and type of asset at a specified time and place or, alternatively, may call for cash settlement.
- **Money Market Instruments** — The Fund invests in short-term cash instruments that have a remaining maturity of 397 days or less and exhibit high quality credit profiles, for example:
  - **U.S. Treasury Bills** — U.S. government securities that have initial maturities of one year or less, and are supported by the full faith and credit of the U.S. government.
  - **Repurchase Agreements** — Contracts in which a seller of securities, usually U.S. government securities or other money market instruments, agrees to buy the securities back at a specified time and price. Repurchase agreements are primarily used by the Fund as a short-term investment vehicle for cash positions.

ProFund Advisors uses a mathematical approach to investing. Using this approach, ProFund Advisors determines the type, quantity and mix of investment positions that it believes, in combination, the Fund should hold to produce daily returns consistent with the daily Fund’s investment objective. The Fund may invest in or gain exposure to only a representative sample of the securities in the Index or to securities not contained in the Index or in financial instruments, with the intent of obtaining exposure with aggregate characteristics similar to those of a multiple of the single day returns of the Index. In managing the assets of the Fund, ProFund Advisors does not invest the assets of the Fund in securities or financial instruments based on ProFund Advisors’ view of the investment merit of a particular security, instrument, or company, nor does it conduct conventional investment research or analysis or forecast market movement or trends. The Fund seeks to remain fully invested at all times in securities and/or financial instruments that, in combination, provide leveraged exposure to the single day returns of the Index, consistent with its investment objective, without regard to market conditions, trends or direction. The Fund seeks investment results for a single day only, measured as the time the Fund calculates its NAV to the next time the Fund calculates its NAV, and not for any other period.

The Fund seeks to engage in daily rebalancing to position its portfolio so that its exposure to the Index is consistent with the Fund’s daily investment objective. The time and manner in which the Fund rebalances its portfolio may vary from day to day at the discretion of ProFund Advisors, depending on market conditions and other circumstances. The Index’s movements during the day will affect whether the Fund’s portfolio needs to be rebalanced.

For example, if the Index has risen on a given day, net assets of the Fund should rise (assuming there were no share redemptions). As a result, the Fund's exposure will need to be increased. Conversely, if the Index has fallen on a given day, net assets of the Fund should fall (assuming there were no shares issued). As a result, the Fund's exposure will need to be decreased.

**Daily rebalancing and the compounding of each day's return over time means that the return of the Fund for a period longer than a single day will be the result of each day's returns compounded over the period, which will very likely differ in amount, and possibly even direction, from two times (2x) the return of the Index for the same period. The Fund will lose money if the Index's performance is flat over time, and the Fund can lose money regardless of the performance of the Index, as a result of daily rebalancing, the Index's volatility, compounding of each day's return and other factors. See "Principal Risks" below.**

The Fund will concentrate or focus its investments in a particular industry or group of industries to approximately the same extent the Index is so concentrated or focused. As of December 31, 2020, the Index was not concentrated in an industry group, but was focused in the health care, industrials, and financials industry groups.

Please see "Investment Objectives, Principal Investment Strategies and Related Risks" in the Fund's Prospectus for additional details.

## Principal Risks

**You may lose the full principal value of your investment within a single day.**

The principal risks described below are intended to provide information about the factors likely to have a significant adverse impact on the Fund's returns and consequently the value of an investment in the Fund. The risks are presented in an order intended to facilitate readability and their order does not imply that the realization of one risk is more likely to occur than another risk or likely to have a greater adverse impact than another risk.

- **Risks Associated with the Use of Derivatives** — Investing in derivatives may be considered aggressive and may expose the Fund to greater risks and may result in larger losses or smaller gains than investing directly in the reference asset(s) underlying those derivatives. These risks include counterparty risk, liquidity risk and increased correlation risk. When the Fund uses derivatives, there may be imperfect correlation between the value of the reference asset(s) underlying the derivative (e.g., the Index) and the derivative, which may prevent the Fund from achieving its investment objective. Because derivatives often require only a limited initial investment, the use of derivatives also may expose the Fund to losses in excess of those amounts initially invested. The Fund may use a combination of swaps on the Index and swaps on an ETF that is designed to track the performance of the Index. The performance of an ETF may not track the performance of

the Index due to embedded costs and other factors. Thus, to the extent the Fund invests in swaps that use an ETF as the reference asset, the Fund may be subject to greater correlation risk and may not achieve as high a degree of correlation with the Index as it would if the Fund only used swaps on the Index. Moreover, with respect to the use of swap agreements, if the Index has a dramatic intraday move that causes a material decline in the Fund's net assets, the terms of a swap agreement between the Fund and its counterparty may permit the counterparty to immediately close out the transaction with the Fund. In that event, the Fund may be unable to enter into another swap agreement or invest in other derivatives to achieve the desired exposure consistent with the Fund's investment objective. This, in turn, may prevent the Fund from achieving its investment objective, even if the Index reverses all or a portion of its intraday move by the end of the day. As a result, the value of an investment in the Fund may change quickly and without warning. Any costs associated with using derivatives will also have the effect of lowering the Fund's return.

- **Leverage Risk** — The Fund obtains investment exposure in excess of its assets in seeking to achieve its investment objective — a form of leverage — and will lose more money in market environments adverse to its daily objective than a similar fund that does not employ such leverage. The use of such leverage increases the risk of a total loss of an investor's investment. For example, because the Fund includes a multiplier of two times (2x) the Index, a single day movement in the Index approaching 50% at any point in the day could result in the total loss of an investor's investment if that movement is contrary to the investment objective of the Fund, even if the Index subsequently moves in an opposite direction, eliminating all or a portion of the earlier movement. This would be the case with any such single day movements in the Index, even if the Index maintains a level greater than zero at all times. In addition, the use of leverage may increase the volatility of the Fund and magnify any differences between the performance of the Fund and the Index.
- **Compounding Risk** — The Fund has a single day investment objective, and the Fund's performance for any other period is the result of its return for each day compounded over the period. The performance of the Fund for periods longer than a single day will very likely differ in amount, and possibly even direction, from two times (2x) the daily return of the Index for the same period, before accounting for fees and expenses. This effect becomes more pronounced as Index volatility and holding periods increase. Fund performance for a period longer than a single day can be estimated given any set of assumptions for the following factors: (a) Index volatility; (b) Index performance; (c) period of time; (d) financing rates associated with leveraged exposure; (e) other Fund expenses; and (f) dividends or interest paid with respect to securities in the Index. The chart below illustrates the impact of two principal factors — Index volatility and Index performance —

on Fund performance. The chart shows estimated Fund returns for a number of combinations of Index volatility and Index performance over a one-year period. Actual volatility, Index and Fund performance may differ significantly from the chart below. Performance shown in the chart assumes: (a) no dividends paid with respect to securities included in the Index; (b) no Fund expenses; and (c) borrowing/lending rates (to obtain leveraged exposure) of zero percent. If Fund expenses and/or actual borrowing/lending rates were reflected, the Fund's performance would be different than shown.

Areas shaded darker represent those scenarios where the Fund can be expected to return less than two times (2x) the performance of the Index.

Estimated Fund Returns						
Index Performance		One Year Volatility Rate				
One Year Index	Two times (2x) the One Year Index	10%	25%	50%	75%	100%
-60%	-120%	-84.2%	-85.0%	-87.5%	-90.9%	-94.1%
-50%	-100%	-75.2%	-76.5%	-80.5%	-85.8%	-90.8%
-40%	-80%	-64.4%	-66.2%	-72.0%	-79.5%	-86.8%
-30%	-60%	-51.5%	-54.0%	-61.8%	-72.1%	-82.0%
-20%	-40%	-36.6%	-39.9%	-50.2%	-63.5%	-76.5%
-10%	-20%	-19.8%	-23.9%	-36.9%	-53.8%	-70.2%
0%	0%	-1.0%	-6.1%	-22.1%	-43.0%	-63.2%
10%	20%	19.8%	13.7%	-5.8%	-31.1%	-55.5%
20%	40%	42.6%	35.3%	12.1%	-18.0%	-47.0%
30%	60%	67.3%	58.8%	31.6%	-3.7%	-37.8%
40%	80%	94.0%	84.1%	52.6%	11.7%	-27.9%
50%	100%	122.8%	111.4%	75.2%	28.2%	-17.2%
60%	120%	153.5%	140.5%	99.4%	45.9%	-5.8%

The foregoing table is intended to isolate the effect of Index volatility and Index performance on the return of the Fund and is not a representation of actual returns. For example, the Fund may incorrectly be expected to achieve a -40% return on a yearly basis if the Index return were -20%, absent the effects of compounding. As the table shows, with Index volatility of 50%, the Fund could be expected to return -50.2% under such a scenario. The Fund's actual returns may be significantly better or worse than the returns shown above as a result of any of the factors discussed above or in "Principal Risks — Correlation Risk" below.

The Index's annualized historical volatility rate for the five-year period ended December 31, 2020 was 24.21%. The Index's highest December to December volatility rate during the five-year period was 43.13% (December 31, 2020). The Index's annualized total return performance for the five-year period ended December 31, 2020 was 13.26%. Historical Index volatility and performance are not indications of what the Index volatility and performance will be in the future. The volatility of U.S. exchange-traded securities or instruments

that reflect the value of the Index may differ from the volatility of the Index.

**For additional graphs and charts demonstrating the effects of Index volatility and Index performance on the long-term performance of the Fund, see "Understanding the Risks and Long-Term Performance of Daily Objective Funds — The Impact of Compounding" in the Fund's Prospectus and "Special Note Regarding the Correlation Risks of Geared Funds" in the Fund's Statement of Additional Information.**

- **Correlation Risk** — A number of factors may affect the Fund's ability to achieve a high degree of leverage correlation with the Index, and there is no guarantee that the Fund will achieve a high degree of leverage correlation. Failure to achieve a high degree of leverage correlation may prevent the Fund from achieving its investment objective, and the percentage change of the Fund's NAV each day may differ, perhaps significantly in amount, and possibly even direction, from two times (2x) the percentage change of the Index on such day.

In order to achieve a high degree of leverage correlation with the Index, the Fund seeks to rebalance its portfolio daily to keep exposure consistent with its investment objective. Being materially under- or overexposed to the Index may prevent the Fund from achieving a high degree of leverage correlation with the Index and may expose the Fund to greater leverage risk. Market disruptions or closure, regulatory restrictions, market volatility, illiquidity in the markets for the financial instruments in which the Fund invests, and other factors will adversely affect the Fund's ability to adjust exposure to requisite levels. The target amount of portfolio exposure is impacted dynamically by the Index's movements, including intraday movements. Because of this, it is unlikely that the Fund will have perfect leverage (2x) exposure during the day or at the end of each day and the likelihood of being materially under- or overexposed is higher on days when the Index is volatile, particularly when the Index is volatile at or near the close of the trading day.

A number of other factors may also adversely affect the Fund's leverage correlation with the Index, including fees, expenses, transaction costs, financing costs associated with the use of derivatives, income items, valuation methodology, accounting standards and disruptions or illiquidity in the markets for the securities or financial instruments in which the Fund invests. The Fund may not have investment exposure to all of the securities in the Index, or its weighting of investment exposure to securities may be different from that of the Index. In addition, the Fund may invest in securities not included in the Index. The Fund may take or refrain from taking positions in order to improve tax efficiency, comply with regulatory restrictions, or for other reasons, each of which may negatively affect the Fund's correlation with the Index. The Fund may also be subject to large movements of assets into



and out of the Fund, potentially resulting in the Fund being under- or overexposed to the Index and may be impacted by Index reconstitutions and Index rebalancing events. Additionally, the Fund's underlying investments and/or reference assets may trade on markets that may not be open on the same day as the Fund, which may cause a difference between the changes in the daily performance of the Fund and changes in the level of the Index. Any of these factors could decrease correlation between the performance of the Fund and the Index and may hinder the Fund's ability to meet its daily investment objective on or around that day.

- **Rebalancing Risk** — If for any reason the Fund is unable to rebalance all or a portion of its portfolio, or if all or a portion of the portfolio is rebalanced incorrectly, the Fund's investment exposure may not be consistent with the Fund's investment objective. In these instances, the Fund may have investment exposure to the Index that is significantly greater or less than its stated multiple. As a result, the Fund may be more exposed to leverage risk than if it had been properly rebalanced and may not achieve its investment objective.
- **Counterparty Risk** — Investing in derivatives and repurchase agreements involves entering into contracts with third parties (i.e., counterparties). The use of derivatives involves risks that are different from those associated with ordinary portfolio securities transactions. The Fund will be subject to credit risk (i.e., the risk that a counterparty is or is perceived to be unwilling or unable to make timely payments or otherwise meet its contractual obligations) with respect to the amount it expects to receive from counterparties to derivatives and repurchase agreements entered into by the Fund. If a counterparty becomes bankrupt or fails to perform its obligations, or if any collateral posted by the counterparty for the benefit of the Fund is insufficient or there are delays in the Fund's ability to access such collateral, the value of an investment in the Fund may decline.
- **Exposure to Small- and Mid-Cap Company Investment Risk** — The risk of equity investing may be particularly acute for securities of issuers with smaller market capitalizations. Small- and mid-cap companies may have limited product lines or resources, may be dependent upon a particular market niche and may have greater fluctuations in price than the stocks of larger companies. Small- and mid-cap companies may lack the financial and personnel resources to handle economic or industry-wide setbacks and, as a result, such setbacks could have a greater effect on small- and mid-cap security prices. Additionally, small- and mid-cap company stocks may trade at greater spreads or lower trading volumes, and may be less liquid than the stocks of larger companies. Further, stocks of small- and mid-sized companies could be more difficult to liquidate during market downturns compared to larger, more widely traded companies.
- **Equity and Market Risk** — Equity markets are volatile, and the value of securities, swaps, futures and other instruments correlated with equity markets may fluctuate dramatically

from day to day. Equity markets are subject to corporate, political, regulatory, market and economic developments, as well as developments that impact specific economic sectors, industries or segments of the market. Further, stocks in the Index may underperform other equity investments. Volatility in the markets and/or market developments may cause the value of an investment in the Fund to decrease over short or long periods of time.

- **Concentration and Focused Investing** — The Index may concentrate (i.e., composed of securities that represent 25 percent or more of the value of the Index) or focus (i.e., composed of securities that represent a substantial portion of its value, but less than 25 percent) in an industry or group of industries. The Fund will allocate its investments to approximately the same extent as the Index. As a result, the Fund may be subject to greater market fluctuations than a fund that is more broadly invested across industries. Financial, economic, business, regulatory conditions, and other developments affecting issuers in a particular industry or group of industries will have a greater effect on the Fund, and if securities of the particular industry or group of industries as a group fall out of favor, the Fund could underperform, or its net asset value may be more volatile than, funds that have greater industry diversification.
- **Natural Disaster/Epidemic Risk** — Natural or environmental disasters, such as earthquakes, fires, floods, hurricanes, tsunamis and other severe weather-related phenomena generally, and widespread disease, including pandemics and epidemics (for example, the novel coronavirus COVID-19), have been and can be highly disruptive to economies and markets and have recently led, and may continue to lead, to increased market volatility and significant market losses. Such natural disaster and health crises could exacerbate political, social, and economic risks, and result in significant breakdowns, delays, shutdowns, social isolation, and other disruptions to important global, local and regional supply chains affected, with potential corresponding results on the operating performance of the Fund and its investments. A climate of uncertainty and panic, including the contagion of infectious viruses or diseases, may adversely affect global, regional, and local economies and reduce the availability of potential investment opportunities, and increases the difficulty of performing due diligence and modeling market conditions, potentially reducing the accuracy of financial projections. Under these circumstances, the Fund may have difficulty achieving its investment objectives which may adversely impact Fund performance. Further, such events can be highly disruptive to economies and markets, significantly disrupt the operations of individual companies (including, but not limited to, the Fund's investment advisor, third party service providers, and counterparties), sectors, industries, markets, securities and commodity exchanges, currencies, interest and inflation rates, credit ratings, investor sentiment, and other factors affecting

the value of the Fund's investments. These factors can cause substantial market volatility, exchange trading suspensions and closures, changes in the availability of and the margin requirements for certain instruments, and can impact the ability of the Fund to complete redemptions and otherwise affect Fund performance and Fund trading in the secondary market. A widespread crisis would also affect the global economy in ways that cannot necessarily be foreseen. How long such events will last and whether they will continue or recur cannot be predicted. Impacts from these could have a significant impact on the Fund's performance, resulting in losses to your investment.

• **Risk that Current Assumptions and Expectations Could Become Outdated As a Result of Global Economic Shock** —

The onset of the novel coronavirus (COVID-19) has caused significant shocks to global financial markets and economies, with many governments taking extreme actions to slow and contain the spread of COVID-19. These actions have had, and likely will continue to have, a severe economic impact on global economies as economic activity in some instances has essentially ceased. Financial markets across the globe are experiencing severe distress at least equal to what was experienced during the global financial crisis in 2008. In March 2020, U.S. equity markets entered a bear market in the fastest such move in the history of U.S. financial markets. During much of 2020, the unemployment rate in the U.S. was extremely high by historical standards. It is not possible to predict when unemployment and market conditions will return to more normal levels. The global economic shocks being experienced as of the date hereof may cause the underlying assumptions and expectations of the Fund to become outdated quickly or inaccurate, resulting in significant losses.

• **Non-Diversification Risk** — The Fund is classified as “non-diversified” under the Investment Company Act of 1940, as amended (“1940 Act”). This means it has the ability to invest a relatively high percentage of its assets in the securities of a small number of issuers or in financial instruments with a single counterparty or a few counterparties. This may increase the Fund's volatility and increase the risk that the Fund's performance will decline based on the performance of a single issuer or the credit of a single counterparty.

• **Index Performance Risk** — The Index is maintained by a third party provider unaffiliated with the Fund or ProFund Advisors. There can be no guarantee or assurance that the methodology used by the third party provider to create the Index will result in the Fund achieving positive returns. Further, there can be no guarantee that the methodology underlying the Index or the daily calculation of the Index will be free from error. It is also possible that the value of the Index may be subject to intentional manipulation by third-party market participants. The Index used by the Fund may underperform other asset classes and may underperform

other similar indices. Each of these factors could have a negative impact on the performance of the Fund.

• **Active Investor Risk** — The Fund permits short-term trading of its securities. A significant portion of assets invested in the Fund may come from professional money managers and investors who use the Fund as part of active trading or tactical asset allocation strategies. These strategies often call for frequent trading to take advantage of anticipated changes in market conditions, which could increase portfolio turnover and may result in additional costs for the Fund. In addition, large movements of assets into and out of the Fund may have a negative impact on the Fund's ability to achieve its investment objective or maintain a consistent level of operating expenses. In certain circumstances, the Fund's expense ratio may vary from current estimates or the historical ratio disclosed in this Prospectus.

• **Early Close/Late Close/Trading Halt Risk** — An exchange or market may close early, close late or issue trading halts on specific securities or financial instruments. As a result, the ability to trade certain securities or financial instruments may be restricted, which may result in the Fund being unable to trade those and other related financial instruments at all. In these circumstances, the Fund may be unable to rebalance its portfolio, may be unable to accurately price its investments and/or may incur substantial trading losses.

• **Liquidity Risk** — In certain circumstances, such as the disruption of the orderly markets for the financial instruments in which the Fund invests, the Fund might not be able to acquire or dispose of certain holdings quickly or at prices that represent true market value in the judgment of ProFund Advisors. Markets for the financial instruments in which the Fund invests may be disrupted by a number of events, including but not limited to economic crises, political crises, health crises, natural disasters, excessive volatility, new legislation, or regulatory changes inside or outside of the U.S. For example, regulation limiting the ability of certain financial institutions to invest in certain financial instruments would likely reduce the liquidity of those instruments. These situations may prevent the Fund from limiting losses, realizing gains or achieving a high leverage correlation with the Index.

• **Portfolio Turnover Risk** — The Fund may incur high portfolio turnover to manage the Fund's investment exposure. Additionally, active trading of the Fund's shares may cause more frequent purchase and sales activities that could, in certain circumstances, increase the number of portfolio transactions. High levels of portfolio transactions increase brokerage and other transaction costs and may result in increased taxable capital gains. Each of these factors could have a negative impact on the performance of the Fund.

• **Tax Risk** — In order to qualify for the special tax treatment accorded a regulated investment company (“RIC”) and its shareholders, the Fund must derive at least 90% of its gross

income for each taxable year from “qualifying income,” meet certain asset diversification tests at the end of each taxable quarter, and meet annual distribution requirements. The Fund’s pursuit of its investment strategies will potentially be limited by the Fund’s intention to qualify for such treatment and could adversely affect the Fund’s ability to so qualify. The Fund can make certain investments, the treatment of which for these purposes is unclear. If, in any year, the Fund were to fail to qualify for the special tax treatment accorded a RIC and its shareholders, and were ineligible to or were not to cure such failure, the Fund would be taxed in the same manner as an ordinary corporation subject to U.S. federal income tax on all its income at the fund level. The resulting taxes could substantially reduce the Fund’s net assets and the amount of income available for distribution. In addition, in order to requalify for taxation as a RIC, the Fund could be required to recognize unrealized gains, pay substantial taxes and interest, and make certain distributions. Please see the Statement of Additional Information for more information.

- **Valuation Risk** — In certain circumstances (e.g., if ProFund Advisors believes market quotations do not accurately reflect the fair value of an investment, or a trading halt closes an exchange or market early), ProFund Advisors may, in its sole discretion, choose to determine a fair value price as the basis for determining the market value of such investment for such day. The fair value of an investment determined by ProFund Advisors may be different from other value determinations of the same investment. Portfolio investments that are valued using techniques other than market quotations, including “fair valued” investments, may be subject to greater fluctuation in their value from one day to the next than would be the case if market quotations were used. In addition, there is no assurance that the Fund could sell a portfolio investment for the value established for it at any time, and it is possible that the Fund would incur a loss because a portfolio investment is sold at a discount to its established value.

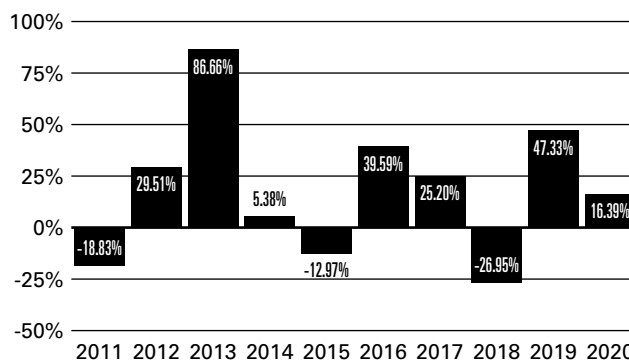
Please see “Investment Objectives, Principal Investment Strategies and Related Risks” in the Fund’s Prospectus for additional details.

## Investment Results

The bar chart below shows how the Fund’s investment results have varied from year to year, and the table shows how the Fund’s average annual total returns for various periods compare with a broad measure of market performance. This information provides some indication of the risks of investing in the Fund. The Fund’s performance information reflects applicable fee waivers and/or expense limitations in effect during the period presented. Absent such fee waivers/expense limitations, if any, performance would have been lower. It does not reflect charges

and fees associated with a separate account that invests in the Fund or any insurance contract for which it is an investment option. Charges and fees will reduce returns. Past results are not predictive of future results.

## Annual Returns as of December 31



Best Quarter (ended 12/31/2020): **69.42%**

Worst Quarter (ended 3/31/2020): **-57.04%**

The year-to-date return as of the most recent quarter, which ended March 31, 2021, was 24.34%.

## Average Annual Total Returns

As of December 31, 2020

	One Year	Five Years	Ten Years	Inception Date
ProFund VP UltraSmall-Cap	16.39%	16.96%	14.69%	10/18/1999
<b>Russell 2000® Index<sup>1</sup></b>	<b>19.96%</b>	<b>13.26%</b>	<b>11.20%</b>	

<sup>1</sup> Reflects no deduction for fees, expenses or taxes. Adjusted to reflect the reinvestment of dividends paid by issuers in the Index.

Annual returns are required to be shown and should not be interpreted as suggesting that the Fund should or should not be held for longer periods of time.

## Management

The Fund is advised by ProFund Advisors. Michael Neches, Senior Portfolio Manager, and Devin Sullivan, Portfolio Manager, have jointly and primarily managed the Fund since October 2013 and March 2018, respectively.

## Purchase and Sale of Fund Shares

Shares are available for purchase by insurance company separate accounts to serve as an investment medium for variable insurance contracts, and by qualified pension and retirement plans, certain insurance companies, and ProFund Advisors. Investors do not contact the Fund directly to purchase or redeem shares. Please refer to the prospectus of the relevant separate

account for information on the allocation of premiums and on transfers of accumulated value among sub-accounts of the separate accounts that invest in the Fund.

### **Tax Information**

The Fund normally distributes its net investment income and net realized capital gains, if any, to its shareholders. If you are a holder of a contract or policy that invests in the Fund through an insurance company separate account, then these distributions will generally not be taxable to you; please consult the prospectus or other information provided to you by the insurance company regarding the tax consequences of your contract or policy. If you are a holder of such a contract or policy, or if you are investing through a pension or retirement plan that is a tax-advantaged arrangement, you may be taxed later upon distributions with respect to or from those contracts or arrangements. The Fund intends to distribute income, if any, and capital gains, if any, at least annually.

### **Payments to Insurance Companies and Other Financial Intermediaries**

The Fund or its distributor (and related companies) may pay insurance companies, which in turn may pay broker-dealers or other financial intermediaries (such as banks and insurance companies, or their related companies) for the sale and retention of variable contracts and/or policies which offer Fund shares. These payments may create a conflict of interest for a financial intermediary selling such variable contracts and/or policies, or may be a factor in the insurance company's decision to include the Fund as an investment option in its variable contract or policy. For more information, ask your financial advisor, visit your financial intermediary's website or consult the prospectus for the contract or policy.

## Important Information About the Fund

ProFund VP U.S. Government Plus (the “Fund”) seeks daily investment results, before fees and expenses, that correspond to the one and one-quarter times (1.25x) the movement of the most recently issued 30-Year U.S. Treasury Bond (the “Long Bond”) for a single day, not for any other period. A “single day” is measured from the time the Fund calculates its net asset value (“NAV”) to the time of the Fund’s next NAV calculation. **The return of the Fund for periods longer than a single day will be the result of its return for each day compounded over the period. The Fund’s returns for periods longer than a single day will very likely differ in amount, and possibly even direction, from the Fund’s stated multiple (1.25x) times the return of the Long Bond for the same period. For periods longer than a single day, the Fund will lose money if the Long Bond’s performance is flat, and it is possible that the Fund will lose money even if the level of the Long Bond rises.** Longer holding periods, higher Long Bond volatility, and greater leveraged exposure each exacerbate the impact of compounding on an investor’s returns. During periods of higher Long Bond volatility, the volatility of the Long Bond may affect the Fund’s return as much as or more than the return of the Long Bond.

**The Fund presents different risks than other types of funds. The Fund uses leverage and is riskier than similarly benchmarked funds that do not use leverage. The Fund may not be suitable for all investors and should be used only by knowledgeable investors who understand the consequences of seeking daily leverage (1.25x) investment results, including the impact of compounding on Fund performance. Investors in the Fund should actively manage and monitor their investments, as frequently as daily. An investor in the Fund could potentially lose the full principal value of their investment within a single day.**

## Investment Objective

The Fund seeks daily investment results, before fees and expenses, that correspond to one and one-quarter times (1.25x) the daily performance of the Long Bond. **The Fund does not seek to achieve its stated investment objective over a period of time greater than a single day.**

## Fees and Expenses of the Fund

The table below describes the fees and expenses that you may pay if you buy, hold, and sell shares of the Fund. The expenses shown do not reflect charges or fees associated with insurance company separate accounts or insurance contracts, which would have the effect of increasing overall expenses. Annuity and policy holders should consult the prospectus for their contract or policy for more information about such charges and fees.

## Annual Fund Operating Expenses

(expenses that you pay each year as a percentage of the value of your investment)

Investment Advisory Fees	0.50%
Distribution and Service (12b-1) Fees	0.25%
Other Expenses	0.73%

## Total Annual Fund Operating Expenses Before Fee

Waivers and Expense Reimbursements	1.48%
Fee Waivers/Reimbursements <sup>1</sup>	-0.10%

## Total Annual Fund Operating Expenses After Fee

Waivers and Expense Reimbursements	<u>1.38%</u>
------------------------------------	--------------

- 1 ProFund Advisors LLC (“ProFund Advisors”) has contractually agreed to waive Investment Advisory and Management Services Fees and to reimburse Other Expenses to the extent Total Annual Fund Operating Expenses Before Fee Waivers and Expense Reimbursements, as a percentage of average daily net assets, exceed 1.38% through April 30, 2022. After such date, the expense limitation may be terminated or revised by ProFund Advisors. Amounts waived or reimbursed in a particular contractual period may be recouped by ProFund Advisors within three years of the end of that contractual period, however, such recoupment will be limited to the lesser of any expense limitation in place at the time of recoupment or the expense limitation in place at the time of waiver or reimbursement.

**Example:** This example is intended to help you compare the cost of investing in the Fund with the cost of investing in other mutual funds.

The example assumes that you invest \$10,000 in the Fund for the time periods indicated and then redeem all of your shares at the end of each period. The example also assumes that your investment has a 5% return each year and that the Fund’s operating expenses remain the same, except that the fee waiver/expense reimbursement is assumed only to pertain to the first year. It does not reflect separate account or insurance contract fees or charges. If these charges were reflected, expenses would be higher. Although your actual costs may be higher or lower, based on these assumptions your approximate costs would be:

	1 Year	3 Years	5 Years	10 Years
ProFund VP	\$140	\$458	\$798	\$1,760
U.S. Government Plus				

The Fund pays transaction and financing costs associated with the purchase and sale of securities and derivatives. These costs are not reflected in the table or the example above.

## Portfolio Turnover

The Fund pays transaction costs, such as commissions, when it buys and sells securities (or “turns over” its portfolio). A higher



portfolio turnover rate may indicate higher transaction costs. These costs, which are not reflected in the Annual Fund Operating Expenses or in the example above, affect the Fund's performance. During the most recent fiscal year, the Fund's annual portfolio turnover rate was 398% of the average value of its entire portfolio. This portfolio turnover rate is calculated without regard to cash instruments or derivatives transactions. If such transactions were included, the Fund's portfolio turnover rate would be significantly higher.

### Principal Investment Strategies

The Fund invests in financial instruments that ProFund Advisors believes, in combination, should produce daily returns consistent with the Fund's investment objective.

The Fund will invest principally in the financial instruments set forth below. The Fund expects that its cash balances maintained in connection with the use of financial instruments will typically be held in money market instruments.

- **U.S. Government Debt Securities** — The Fund invests in U.S. government securities, which are issued by the U.S. government or one of its agencies or instrumentalities, including U.S. Treasury securities. Some, but not all, U.S. government securities are backed by the full faith and credit of the federal government. Other U.S. government securities are backed by the issuer's right to borrow from the U.S. Treasury and some are backed only by the credit of the issuing organization.
- **Derivatives** — The Fund invests in derivatives, which are financial instruments whose value is derived from the value of an underlying asset or assets, such as stocks, bonds, funds (including exchange-traded funds ("ETFs")), interest rates or indexes. The Fund invests in derivatives as a substitute for investing directly in debt in order to seek returns for a single day that are leverage (1.25x) to the returns of the Long Bond for that day. These derivatives principally include:
  - **Swap Agreements** — Contracts entered into primarily with major global financial institutions for a specified period ranging from a day to more than one year. In a standard "swap" transaction, two parties agree to exchange the return (or differentials in rates of return) earned or realized on particular predetermined investments or instruments. The gross return to be exchanged or "swapped" between the parties is calculated with respect to a "notional amount," e.g., the return on or change in value of a particular dollar amount invested in a "basket" of securities or an ETF representing a particular index.
  - **Futures Contracts** — Standardized contracts traded on, or subject to the rules of, an exchange that call for the future delivery of a specified quantity and type of asset at a specified time and place or, alternatively, may call for cash settlement.
- **Money Market Instruments** — The Fund invests in short-term cash instruments that have a remaining maturity of 397

days or less and exhibit high quality credit profiles, for example:

- **U.S. Treasury Bills** — U.S. government securities that have initial maturities of one year or less, and are supported by the full faith and credit of the U.S. government.
- **Repurchase Agreements** — Contracts in which a seller of securities, usually U.S. government securities or other money market instruments, agrees to buy the securities back at a specified time and price. Repurchase agreements are primarily used by the Fund as a short-term investment vehicle for cash positions.

ProFund Advisors uses a mathematical approach to investing. Using this approach, ProFund Advisors determines the type, quantity and mix of investment positions that it believes, in combination, the Fund should hold to produce daily returns consistent with the daily Fund's investment objective.

The Fund may invest in or gain exposure to only a representative sample of securities or to securities other than the Long Bond or in financial instruments, with the intent of obtaining exposure with aggregate characteristics similar to those of a multiple of the single day returns of the Long Bond. In managing the assets of the Fund, ProFund Advisors does not invest the assets of the Fund in securities or financial instruments based on ProFund Advisors' view of the investment merit of a particular security, instrument, or company, nor does it conduct conventional investment research or analysis or forecast market movement or trends. The Fund seeks to remain fully invested at all times in securities and/or financial instruments that, in combination, provide leveraged exposure to the single day returns of the Long Bond, consistent with its investment objective, without regard to market conditions, trends or direction. The Fund seeks investment results for a single day only, measured as the time the Fund calculates its NAV to the next time the Fund calculates its NAV, and not for any other period.

The Fund seeks to engage in daily rebalancing to position its portfolio so that its exposure to the Long Bond is consistent with the Fund's daily investment objective. The time and manner in which the Fund rebalances its portfolio may vary from day to day at the discretion of ProFund Advisors, depending on market conditions and other circumstances. The Long Bond's movements during the day will affect whether the Fund's portfolio needs to be rebalanced. For example, if the Long Bond has risen on a given day, net assets of the Fund should rise (assuming there were no share redemptions). As a result, the Fund's exposure will need to be increased. Conversely, if the Long Bond has fallen on a given day, net assets of the Fund should fall (assuming there were no shares issued). As a result, the Fund's exposure will need to be decreased.

**Daily rebalancing and the compounding of each day's return over time means that the return of the Fund for a period longer than a single day will be the result of each day's returns compounded over the period, which will very likely**

differ in amount, and possibly even direction, from one and one-quarter times (1.25x) the return of the Long Bond for the same period. The Fund will lose money if the Long Bond's performance is flat over time, and the Fund can lose money regardless of the performance of the Long Bond, as a result of daily rebalancing, the Long Bond's volatility, compounding of each day's return and other factors. See "Principal Risks" below.

Please see "Investment Objectives, Principal Investment Strategies and Related Risks" in the Fund's Prospectus for additional details.

## Principal Risks

**You may lose the full principal value of your investment within a single day.**

The principal risks described below are intended to provide information about the factors likely to have a significant adverse impact on the Fund's returns and consequently the value of an investment in the Fund. The risks are presented in an order intended to facilitate readability and their order does not imply that the realization of one risk is more likely to occur than another risk or likely to have a greater adverse impact than another risk.

- Risks Associated with the Use of Derivatives** — Investing in derivatives may be considered aggressive and may expose the Fund to greater risks and may result in larger losses or smaller gains than investing directly in the reference asset(s) underlying those derivatives. These risks include counterparty risk, liquidity risk and increased correlation risk. When the Fund uses derivatives, there may be imperfect correlation between the value of the reference asset(s) underlying the derivative (e.g., the Long Bond) and the derivative, which may prevent the Fund from achieving its investment objective. Because derivatives often require only a limited initial investment, the use of derivatives also may expose the Fund to losses in excess of those amounts initially invested. The Fund may use a combination of swaps on the Long Bond and swaps on an ETF that is designed to track the performance of the Long Bond. The performance of an ETF may not track the performance of the Long Bond due to embedded costs and other factors. Thus, to the extent the Fund invests in swaps that use an ETF as the reference asset, the Fund may be subject to greater correlation risk and may not achieve as high a degree of correlation with the Long Bond as it would if the Fund only used swaps on the Long Bond. Moreover, with respect to the use of swap agreements, if the Long Bond has a dramatic intraday move that causes a material decline in the Fund's net assets, the terms of a swap agreement between the Fund and its counterparty may permit the counterparty to immediately close out the transaction with the Fund. In that event, the Fund may be unable to enter into another swap agreement or invest in other derivatives to achieve the desired

exposure consistent with the Fund's investment objective. This, in turn, may prevent the Fund from achieving its investment objective, even if the Long Bond reverses all or a portion of its intraday move by the end of the day. As a result, the value of an investment in the Fund may change quickly and without warning. Any costs associated with using derivatives will also have the effect of lowering the Fund's return.

- Leverage Risk** — The Fund obtains investment exposure in excess of its assets in seeking to achieve its investment objective — a form of leverage — and will lose more money in market environments adverse to its daily objective than a similar fund that does not employ such leverage. The use of such leverage increases the risk of a total loss of an investor's investment. For example, because the Fund includes a multiplier of one and one-quarter times (1.25x) the Long Bond, a single day movement in the Long Bond approaching at any point in the day could result in the total loss of an investor's investment if that movement is contrary to the investment objective of the Fund, even if the Long Bond subsequently moves in an opposite direction, eliminating all or a portion of the earlier movement. This would be the case with any such single day movements in the Long Bond, even if the Long Bond maintains a level greater than zero at all times. In addition, the use of leverage may increase the volatility of the Fund and magnify any differences between the performance of the Fund and the Long Bond.
- Compounding Risk** — The Fund has a single day investment objective, and the Fund's performance for any other period is the result of its return for each day compounded over the period. The performance of the Fund for periods longer than a single day will very likely differ in amount, and possibly even direction, from one and one-quarter times (1.25x) the daily return of the Long Bond for the same period, before accounting for fees and expenses. This effect becomes more pronounced as Long Bond volatility and holding periods increase. Fund performance for a period longer than a single day can be estimated given any set of assumptions for the following factors: (a) Long Bond volatility; (b) Long Bond performance; (c) period of time; (d) financing rates associated with leveraged exposure; (e) other Fund expenses; and (f) dividends or interest paid with respect to securities in the Long Bond. The chart below illustrates the impact of two principal factors — Long Bond volatility and Long Bond performance — on Fund performance. The chart shows estimated Fund returns for a number of combinations of Long Bond volatility and Long Bond performance over a one-year period. Actual volatility, Long Bond and Fund performance may differ significantly from the chart below. Performance shown in the chart assumes: (a) no Fund expenses; and (b) borrowing/lending rates (to obtain leveraged exposure) of

zero percent. If Fund expenses and/or actual borrowing/lending rates were reflected, the Fund's performance would be different than shown.

Areas shaded darker represent those scenarios where the Fund can be expected to return less than one and one-quarter times (1.25x) the performance of the Long Bond.

**Estimated Fund Returns**

Long Bond Performance		One Year Volatility Rate				
One Year Index	One and One-Quarter Times (1.25x) the One Year Long Bond					
		10%	25%	50%	75%	100%
-60%	-75.0%	-68.2%	-68.5%	-69.4%	-70.9%	-72.8%
-50%	-62.5%	-58.0%	-58.4%	-59.6%	-61.5%	-64.0%
-40%	-50.0%	-47.3%	-47.7%	-49.2%	-51.6%	-54.8%
-30%	-37.5%	-36.1%	-36.6%	-38.4%	-41.4%	-45.2%
-20%	-25.0%	-24.5%	-25.1%	-27.2%	-30.7%	-35.3%
-10%	-12.5%	-12.5%	-13.2%	-15.7%	-19.7%	-25.0%
0%	0.0%	-0.2%	-1.0%	-3.8%	-8.4%	-14.5%
10%	12.5%	12.5%	11.6%	8.3%	3.2%	-3.6%
20%	25.0%	25.4%	24.4%	20.8%	15.0%	7.4%
30%	37.5%	38.6%	37.5%	33.5%	27.1%	18.7%
40%	50.0%	52.0%	50.8%	46.5%	39.5%	30.3%
50%	62.5%	65.7%	64.4%	59.6%	52.0%	42.0%
60%	75.0%	79.7%	78.2%	73.1%	64.8%	53.9%

The foregoing table is intended to isolate the effect of Long Bond volatility and Long Bond performance on the return of the Fund and is not a representation of actual returns. For example, the Fund may incorrectly be expected to achieve a -25% return on a yearly basis if the Long Bond return were -20%, absent the effects of compounding. As the table shows, with Long Bond volatility of 50%, the Fund could be expected to return -27.2% under such a scenario. The Fund's actual returns may be significantly better or worse than the returns shown above as a result of any of the factors discussed above or in "Principal Risks — Correlation Risk" below.

The Index's annualized historical volatility rate for the five-year period ended December 31, 2020 was 16.56%. The Long Bond's highest December to December volatility rate during the five-year period, as measured by the Ryan Labs On-The-Run 30 Year Treasury Index, was 27.72% (December 31, 2020). The Long Bond's annualized total return performance for the five-year period ended December 31, 2020, as measured by the Ryan Labs On-The-Run 30 Year Treasury Index, was 8.32%. Historical Long Bond volatility and performance are not indications of what the Long Bond volatility and performance will be in the future. The volatility of U.S. exchange-traded securities or instruments that reflect the value of the Long Bond may differ from the volatility of the Long Bond.

**For additional graphs and charts demonstrating the effects of Long Bond volatility and Long Bond performance on the long-term performance of the Fund, see "Understanding the Risks and Long-Term Performance of Daily Objective Funds — The Impact of Compounding" in the Fund's Prospectus and "Special Note Regarding the Correlation Risks of Geared Funds" in the Fund's Statement of Additional Information.**

- **Correlation Risk** — A number of factors may affect the Fund's ability to achieve a high degree of leverage correlation with the Long Bond, and there is no guarantee that the Fund will achieve a high degree of leverage correlation. Failure to achieve a high degree of leverage correlation may prevent the Fund from achieving its investment objective, and the percentage change of the Fund's NAV each day may differ, perhaps significantly in amount, and possibly even direction, from one and one-quarter times (1.25x) the percentage change of the Long Bond on such day.

In order to achieve a high degree of leverage correlation with the Long Bond, the Fund seeks to rebalance its portfolio daily to keep exposure consistent with its investment objective. Being materially under- or overexposed to the Long Bond may prevent the Fund from achieving a high degree of leverage correlation with the Long Bond and may expose the Fund to greater leverage risk. Market disruptions or closure, regulatory restrictions, market volatility, illiquidity in the markets for the financial instruments in which the Fund invests, and other factors will adversely affect the Fund's ability to adjust exposure to requisite levels. The target amount of portfolio exposure is impacted dynamically by the Long Bond's movements, including intraday movements. Because of this, it is unlikely that the Fund will have perfect leverage (1.25x) exposure during the day or at the end of each day and the likelihood of being materially under- or overexposed is higher on days when the Long Bond is volatile, particularly when the Long Bond is volatile at or near the close of the trading day.

A number of other factors may also adversely affect the Fund's leverage correlation with the Long Bond, including fees, expenses, transaction costs, financing costs associated with the use of derivatives, income items, valuation methodology, accounting standards and disruptions or illiquidity in the markets for the financial instruments in which the Fund invests. The Fund may not have complete investment exposure to the Long Bond. In addition, the Fund may invest in financial instruments not included in the Long Bond. The Fund may take or refrain from taking positions in order to improve tax efficiency, comply with regulatory restrictions, or for other reasons, each of which may negatively affect the Fund's correlation with the Long Bond. The Fund may also be subject to large movements of assets into and out of the Fund, potentially resulting in the Fund being under- or overexposed to the Long Bond. Any of these factors could decrease correlation between the performance of the Fund and the Long Bond and may hinder the Fund's ability to meet its daily investment objective on or around that day.

- **Rebalancing Risk** — If for any reason the Fund is unable to rebalance all or a portion of its portfolio, or if all or a portion of the portfolio is rebalanced incorrectly, the Fund's investment exposure may not be consistent with the Fund's investment objective. In these instances, the Fund may have investment exposure to the Long Bond that is significantly greater or less than its stated multiple. As a result, the Fund may be more exposed to leverage risk than if it had been properly rebalanced and may not achieve its investment objective.
- **Counterparty Risk** — Investing in derivatives and repurchase agreements involves entering into contracts with third parties (i.e., counterparties). The use of derivatives involves risks that are different from those associated with ordinary portfolio securities transactions. The Fund will be subject to credit risk (i.e., the risk that a counterparty is or is perceived to be unwilling or unable to make timely payments or otherwise meet its contractual obligations) with respect to the amount it expects to receive from counterparties to derivatives and repurchase agreements entered into by the Fund. If a counterparty becomes bankrupt or fails to perform its obligations, or if any collateral posted by the counterparty for the benefit of the Fund is insufficient or there are delays in the Fund's ability to access such collateral, the value of an investment in the Fund may decline.
- **U.S. Treasury Market Risk** — The U.S. Treasury market can be volatile, and the value of instruments correlated with these markets may fluctuate dramatically from day to day. U.S. Treasury obligations may provide relatively lower returns than those of other securities. Similar to other debt instruments, U.S. Treasury obligations are subject to debt instrument risk and interest rate risk. In addition, changes to the financial condition or credit rating of the U.S. Government may cause the value of U.S. Treasury obligations to decline.
- **Debt Instrument Risk** — Debt instruments are subject to adverse issuer, political, regulatory, market and economic developments, as well as developments that affect specific economic sectors, industries or segments of the market. Debt markets can be volatile and the value of instruments correlated with these markets may fluctuate dramatically from day to day. In a low or negative interest rate environment, debt instruments may trade at negative yields, which means the purchaser of the instrument may receive at maturity less than the total amount invested. Negative or very low interest rates could magnify the risks associated with changes in interest rates. In general, changing interest rates, including rates that fall below zero, could have unpredictable effects on markets and may expose fixed-income and related markets to heightened volatility. Debt instruments in the Long Bond may underperform other debt instruments that track other markets, segments and sectors.
- **Interest Rate Risk** — Interest rate risk is the risk that debt instruments or related financial instruments may fluctuate in value due to changes in interest rates. A wide variety of factors can cause interest rates to fluctuate (e.g., central bank monetary policies, inflation rates, general economic conditions, etc.). Commonly, investments subject to interest rate risk will decrease in value when interest rates rise and increase in value when interest rates decline. A rising interest rate environment may cause the value of debt instruments to decrease and adversely impact the liquidity of debt instruments. Without taking into account other factors, the value of securities with longer maturities typically fluctuates more in response to interest rate changes than securities with shorter maturities. These factors may cause the value of an investment in the Fund to change.
- **Natural Disaster/Epidemic Risk** — Natural or environmental disasters, such as earthquakes, fires, floods, hurricanes, tsunamis and other severe weather-related phenomena generally, and widespread disease, including pandemics and epidemics (for example, the novel coronavirus COVID-19), have been and can be highly disruptive to economies and markets and have recently led, and may continue to lead, to increased market volatility and significant market losses. Such natural disaster and health crises could exacerbate political, social, and economic risks, and result in significant breakdowns, delays, shutdowns, social isolation, and other disruptions to important global, local and regional supply chains affected, with potential corresponding results on the operating performance of the Fund and its investments. A climate of uncertainty and panic, including the contagion of infectious viruses or diseases, may adversely affect global, regional, and local economies and reduce the availability of potential investment opportunities, and increases the difficulty of performing due diligence and modeling market conditions, potentially reducing the accuracy of financial projections. Under these circumstances, the Fund may have difficulty achieving its investment objectives which may adversely impact Fund performance. Further, such events can be highly disruptive to economies and markets, significantly disrupt the operations of individual companies (including, but not limited to, the Fund's investment advisor, third party service providers, and counterparties), sectors, industries, markets, securities and commodity exchanges, currencies, interest and inflation rates, credit ratings, investor sentiment, and other factors affecting the value of the Fund's investments. These factors can cause substantial market volatility, exchange trading suspensions and closures, changes in the availability of and the margin requirements for certain instruments, and can impact the ability of the Fund to complete redemptions and otherwise affect Fund performance and Fund trading in the secondary market. A widespread crisis would also affect the global economy in ways that cannot necessarily be foreseen. How long such events will last and whether they will continue or recur cannot be predicted. Impacts from these could have a significant impact on the Fund's performance, resulting in losses to your investment.
- **Risk that Current Assumptions and Expectations Could Become Outdated As a Result of Global Economic Shock** — The onset of the novel coronavirus (COVID-19) has caused



significant shocks to global financial markets and economies, with many governments taking extreme actions to slow and contain the spread of COVID-19. These actions have had, and likely will continue to have, a severe economic impact on global economies as economic activity in some instances has essentially ceased. Financial markets across the globe are experiencing severe distress at least equal to what was experienced during the global financial crisis in 2008. In March 2020, U.S. equity markets entered a bear market in the fastest such move in the history of U.S. financial markets. During much of 2020, the unemployment rate in the U.S. was extremely high by historical standards. It is not possible to predict when unemployment and market conditions will return to more normal levels. The global economic shocks being experienced as of the date hereof may cause the underlying assumptions and expectations of the Fund to become outdated quickly or inaccurate, resulting in significant losses.

- **Non-Diversification Risk** — The Fund is classified as “non-diversified” under the Investment Company Act of 1940, as amended (“1940 Act”). This means it has the ability to invest a relatively high percentage of its assets in the securities of a small number of issuers or in financial instruments with a single counterparty or a few counterparties. This may increase the Fund’s volatility and increase the risk that the Fund’s performance will decline based on the performance of a single issuer or the credit of a single counterparty.
- **Active Investor Risk** — The Fund permits short-term trading of its securities. A significant portion of assets invested in the Fund may come from professional money managers and investors who use the Fund as part of active trading or tactical asset allocation strategies. These strategies often call for frequent trading to take advantage of anticipated changes in market conditions, which could increase portfolio turnover and may result in additional costs for the Fund. In addition, large movements of assets into and out of the Fund may have a negative impact on the Fund’s ability to achieve its investment objective or maintain a consistent level of operating expenses. In certain circumstances, the Fund’s expense ratio may vary from current estimates or the historical ratio disclosed in this Prospectus.
- **Early Close/Late Close/Trading Halt Risk** — An exchange or market may close early, close late or issue trading halts on specific securities or financial instruments. As a result, the ability to trade certain securities or financial instruments may be restricted, which may result in the Fund being unable to trade those and other related financial instruments at all. In these circumstances, the Fund may be unable to rebalance its portfolio, may be unable to accurately price its investments and/or may incur substantial trading losses.
- **Liquidity Risk** — In certain circumstances, such as the disruption of the orderly markets for the financial instruments in which the Fund invests, the Fund might not be able to acquire or dispose of certain holdings quickly or at prices that represent true market value in the judgment of ProFund Advisors. Markets for the financial instruments in which the Fund invests may be disrupted by a number of events, including but not limited to economic crises, political crises, health crises, natural disasters, excessive volatility, new legislation, or regulatory changes inside or outside of the U.S. For example, regulation limiting the ability of certain financial institutions to invest in certain financial instruments would likely reduce the liquidity of those instruments. These situations may prevent the Fund from limiting losses, realizing gains or achieving a high leverage correlation with the Long Bond.
- **Portfolio Turnover Risk** — The Fund may incur high portfolio turnover to manage the Fund’s investment exposure. Additionally, active trading of the Fund’s shares may cause more frequent purchase and sales activities that could, in certain circumstances, increase the number of portfolio transactions. High levels of portfolio transactions increase brokerage and other transaction costs and may result in increased taxable capital gains. Each of these factors could have a negative impact on the performance of the Fund.
- **Tax Risk** — In order to qualify for the special tax treatment accorded a regulated investment company (“RIC”) and its shareholders, the Fund must derive at least 90% of its gross income for each taxable year from “qualifying income,” meet certain asset diversification tests at the end of each taxable quarter, and meet annual distribution requirements. The Fund’s pursuit of its investment strategies will potentially be limited by the Fund’s intention to qualify for such treatment and could adversely affect the Fund’s ability to so qualify. The Fund can make certain investments, the treatment of which for these purposes is unclear. If, in any year, the Fund were to fail to qualify for the special tax treatment accorded a RIC and its shareholders, and were ineligible to or were not to cure such failure, the Fund would be taxed in the same manner as an ordinary corporation subject to U.S. federal income tax on all its income at the fund level. The resulting taxes could substantially reduce the Fund’s net assets and the amount of income available for distribution. In addition, in order to requalify for taxation as a RIC, the Fund could be required to recognize unrealized gains, pay substantial taxes and interest, and make certain distributions. Please see the Statement of Additional Information for more information.
- **Valuation Risk** — In certain circumstances (e.g., if ProFund Advisors believes market quotations do not accurately reflect the fair value of an investment, or a trading halt closes an exchange or market early), ProFund Advisors may, in its sole discretion, choose to determine a fair value price as the basis for determining the market value of such investment for such day. The fair value of an investment determined by ProFund Advisors may be different from other value determinations of the same investment. Portfolio investments that are valued using techniques other than market quotations, including “fair valued” investments, may be subject to greater fluctuation in their value from one day to the next than would be the case if market quotations were used. In addition, there is no assurance that the Fund could sell a portfolio investment for the value established for it at any time, and it is possible that



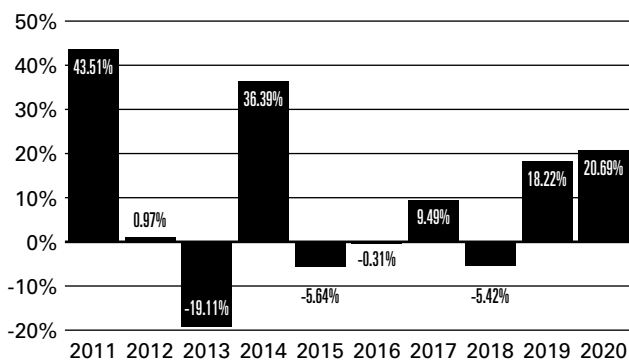
the Fund would incur a loss because a portfolio investment is sold at a discount to its established value.

Please see “Investment Objectives, Principal Investment Strategies and Related Risks” in the Fund’s Prospectus for additional details.

### Investment Results

The bar chart below shows how the Fund’s investment results have varied from year to year, and the table shows how the Fund’s average annual total returns for various periods compare with a broad measure of market performance. This information provides some indication of the risks of investing in the Fund. The Fund’s performance information reflects applicable fee waivers and/or expense limitations in effect during the period presented. Absent such fee waivers/expense limitations, if any, performance would have been lower. It does not reflect charges and fees associated with a separate account that invests in the Fund or any insurance contract for which it is an investment option. Charges and fees will reduce returns. Past results are not predictive of future results.

#### Annual Returns as of December 31



Best Quarter (ended 9/30/2011): **40.50%**

Worst Quarter (ended 12/31/2016): **-17.53%**

The year-to-date return as of the most recent quarter, which ended March 31, 2021, was -19.61%.

#### Average Annual Total Returns

As of December 31, 2020

	One Year	Five Years	Ten Years	Inception Date
ProFund VP U.S. Government Plus	20.69%	8.05%	8.31%	5/1/2002
Ryan Labs Returns Treasury Yield				
Curve 30 Year Index <sup>1</sup>	18.99%	8.32%	8.18%	

<sup>1</sup> Reflects no deduction for fees, expenses or taxes. Adjusted to reflect the reinvestment of dividends paid by issuers in the Index.

Annual returns are required to be shown and should not be interpreted as suggesting that the Fund should or should not be held for longer periods of time.

### Management

The Fund is advised by ProFund Advisors. Alexander Ilyasov, Senior Portfolio Manager, and Michelle Liu, Portfolio Manager, have jointly and primarily managed the Fund since April 2019 and December 2009, respectively.

### Purchase and Sale of Fund Shares

Shares are available for purchase by insurance company separate accounts to serve as an investment medium for variable insurance contracts, and by qualified pension and retirement plans, certain insurance companies, and ProFund Advisors. Investors do not contact the Fund directly to purchase or redeem shares. Please refer to the prospectus of the relevant separate account for information on the allocation of premiums and on transfers of accumulated value among sub-accounts of the separate accounts that invest in the Fund.

### Tax Information

The Fund normally distributes its net investment income and net realized capital gains, if any, to its shareholders. If you are a holder of a contract or policy that invests in the Fund through an insurance company separate account, then these distributions will generally not be taxable to you; please consult the prospectus or other information provided to you by the insurance company regarding the tax consequences of your contract or policy. If you are a holder of such a contract or policy, or if you are investing through a pension or retirement plan that is a tax-advantaged arrangement, you may be taxed later upon distributions with respect to or from those contracts or arrangements. The Fund intends to distribute income, if any, and capital gains, if any, at least annually.

### Payments to Insurance Companies and Other Financial Intermediaries

The Fund or its distributor (and related companies) may pay insurance companies, which in turn may pay broker-dealers or other financial intermediaries (such as banks and insurance companies, or their related companies) for the sale and retention of variable contracts and/or policies which offer Fund shares. These payments may create a conflict of interest for a financial intermediary selling such variable contracts and/or policies, or may be a factor in the insurance company’s decision to include the Fund as an investment option in its variable contract or policy. For more information, ask your financial advisor, visit your financial intermediary’s website or consult the prospectus for the contract or policy.

## Investment Objective

ProFund VP Utilities (the “Fund”) seeks investment results, before fees and expenses, that track the performance of the Dow Jones U.S. Utilities<sup>SM</sup> Index (the “Index”).

## Fees and Expenses of the Fund

The table below describes the fees and expenses that you may pay if you buy, hold, and sell shares of the Fund. The expenses shown do not reflect charges or fees associated with insurance company separate accounts or insurance contracts, which would have the effect of increasing overall expenses. Annuity and policy holders should consult the prospectus for their contract or policy for more information about such charges and fees.

### Annual Fund Operating Expenses

(expenses that you pay each year as a percentage of the value of your investment)

Investment Advisory Fees	0.75%
Distribution and Service (12b-1) Fees	0.25%
Other Expenses	0.75%

### Total Annual Fund Operating Expenses Before Fee

<b>Waivers and Expense Reimbursements</b>	1.75%
Fee Waivers/Reimbursements <sup>1</sup>	-0.07%

### Total Annual Fund Operating Expenses After Fee

<b>Waivers and Expense Reimbursements</b>	<b>1.68%</b>
-------------------------------------------	--------------

<sup>1</sup> ProFund Advisors LLC (“ProFund Advisors”) has contractually agreed to waive Investment Advisory and Management Services Fees and to reimburse Other Expenses to the extent Total Annual Fund Operating Expenses Before Fee Waivers and Expense Reimbursements, as a percentage of average daily net assets, exceed 1.68% through April 30, 2022. After such date, the expense limitation may be terminated or revised by ProFund Advisors. Amounts waived or reimbursed in a particular contractual period may be recouped by ProFund Advisors within three years of the end of that contractual period, however, such recoupment will be limited to the lesser of any expense limitation in place at the time of recoupment or the expense limitation in place at the time of waiver or reimbursement.

**Example:** This example is intended to help you compare the cost of investing in the Fund with the cost of investing in other mutual funds.

The example assumes that you invest \$10,000 in the Fund for the time periods indicated and then redeem all of your shares at the end of each period. The example also assumes that your investment has a 5% return each year and that the Fund’s operating expenses remain the same, except that the fee waiver/expense reimbursement is assumed only to pertain to the first year. It does not reflect separate account or insurance contract fees or charges. If these charges were reflected, expenses would be higher. Although your actual costs may be higher or lower, based on these assumptions your approximate costs would be:

	1 Year	3 Years	5 Years	10 Years
ProFund VP Utilities	\$171	\$544	\$942	\$2,057

The Fund pays transaction and financing costs associated with the purchase and sale of securities. These costs are not reflected in the table or the example above.

## Portfolio Turnover

The Fund pays transaction costs, such as commissions, when it buys and sells securities (or “turns over” its portfolio). A higher portfolio turnover rate may indicate higher transaction costs. These costs, which are not reflected in the Annual Fund Operating Expenses or in the example above, affect the Fund’s performance. During the most recent fiscal year, the Fund’s annual portfolio turnover rate was 50% of the average value of its entire portfolio.

## Principal Investment Strategies

The Fund invests in securities that ProFund Advisors believes, in combination, should track the performance of the Index. The Index is constructed and maintained by S&P Dow Jones Indices LLC. The Index seeks to measure the performance of certain companies in the utilities industry of the U.S. equity market. Component companies include, among others, electric utilities, gas utilities, multi-utilities and water utilities. The Index is updated in March, June, September and December. The Index is published under the Bloomberg ticker symbol “DJUSUT.”

The Fund will invest principally in the financial instruments set forth below.

- **Equity Securities** — The Fund invests in common stock issued by public companies.

ProFund Advisors uses a mathematical approach to investing. Using this approach, ProFund Advisors determines the type, quantity and mix of investment positions that it believes, in combination, the Fund should hold to produce returns consistent with the Fund’s investment objective. The Fund may invest in or gain exposure to only a representative sample of the securities in the Index or to securities not contained in the Index or in financial instruments, with the intent of obtaining exposure with aggregate characteristics similar to those of the Index. In managing the assets of the Fund, ProFund Advisors does not invest the assets of the Fund in securities or financial instruments based on ProFund Advisors’ view of the investment merit of a particular security, instrument, or company, nor does it conduct conventional investment research or analysis or forecast market movement or trends. The Fund seeks to remain fully invested at all times in securities and/or financial instruments that, in combination, provide exposure to the returns of the Index without regard to market conditions, trends or direction.

The Fund will concentrate or focus its investments in a particular industry or group of industries to approximately the same extent the Index is so concentrated or focused. As of December 31, 2020, the Index was concentrated in the utilities industry group.

Please see “Investment Objectives, Principal Investment Strategies and Related Risks” in the Fund’s Prospectus for additional details.

## Principal Risks

### You could lose money by investing in the Fund.

The principal risks described below are intended to provide information about the factors likely to have a significant adverse impact on the Fund’s returns and consequently the value of an investment in the Fund. The risks are presented in an order intended to facilitate readability and their order does not imply that the realization of one risk is more likely to occur than another risk or likely to have a greater adverse impact than another risk.

- **Correlation Risk** — A number of factors may affect the Fund’s ability to achieve a high degree of correlation with the Index, and there is no guarantee that the Fund will achieve a high degree of correlation. Failure to achieve a high degree of correlation may prevent the Fund from achieving its investment objective.

Factors that may adversely affect the Fund’s correlation with the Index include fees, expenses, transaction costs, income items, valuation methodology, accounting standards and disruptions or illiquidity in the markets for the financial instruments in which the Fund invests. The Fund may not have investment exposure to all of the securities in the Index, or its weighting of investment exposure to securities may be different from that of the Index. In addition, the Fund may invest in securities not included in the Index. The Fund may take or refrain from taking positions in order to improve tax efficiency, comply with regulatory restrictions, or for other reasons, each of which may negatively affect the Fund’s correlation with the Index. The Fund may also be subject to large movements of assets into and out of the Fund, potentially resulting in the Fund being over- or underexposed to the Index and may be impacted by Index reconstitutions and Index rebalancing events. Additionally, the Fund’s underlying investments may trade on markets that may not be open on the same day as the Fund, which may cause a difference between the performance of the Fund and the performance of the Index on such day. Any of these factors could decrease correlation between the performance of the Fund and the Index and may hinder the Fund’s ability to meet its investment objective.

- **Utilities Industry Risk** — The risks of investments in the industry include: review and limitation of rates by governmental regulatory commissions; the fact that the value of regulated utility debt instruments (and, to a lesser extent, equity securities) tends to have an inverse relationship to the movement of interest rates; the risk that utilities may engage in riskier ventures where they have little or no experience; as deregulation allows utilities to diversify outside of their original geographic regions and their traditional lines of business and greater competition as a result of deregulation, which may adversely affect profitability due to lower operating

margins, higher costs and diversification into unprofitable business lines.

- **Equity and Market Risk** — Equity markets are volatile, and the value of securities, swaps, futures and other instruments correlated with equity markets may fluctuate dramatically from day to day. Equity markets are subject to corporate, political, regulatory, market and economic developments, as well as developments that impact specific economic sectors, industries or segments of the market. Further, stocks in the Index may underperform other equity investments. Volatility in the markets and/or market developments may cause the value of an investment in the Fund to decrease over short or long periods of time.
- **Concentration and Focused Investing** — The Index may concentrate (i.e., composed of securities that represent 25 percent or more of the value of the Index) or focus (i.e., composed of securities that represent a substantial portion of its value, but less than 25 percent) in an industry or group of industries. The Fund will allocate its investments to approximately the same extent as the Index. As a result, the Fund may be subject to greater market fluctuations than a fund that is more broadly invested across industries. Financial, economic, business, regulatory conditions, and other developments affecting issuers in a particular industry or group of industries will have a greater effect on the Fund, and if securities of the particular industry or group of industries as a group fall out of favor, the Fund could underperform, or its net asset value may be more volatile than, funds that have greater industry diversification.
- **Large-Cap Company Investment Risk** — Although returns on investments in large-cap companies are often perceived as being less volatile than the returns of companies with smaller market capitalizations, the return on large-cap securities could trail the returns on investments in smaller and mid-sized companies for a number of reasons. For example, large-cap companies may be unable to respond quickly to new competitive challenges, such as changes in technology, and also may not be able to attain the high growth rate of successful smaller companies.
- **Natural Disaster/Epidemic Risk** — Natural or environmental disasters, such as earthquakes, fires, floods, hurricanes, tsunamis and other severe weather-related phenomena generally, and widespread disease, including pandemics and epidemics (for example, the novel coronavirus COVID-19), have been and can be highly disruptive to economies and markets and have recently led, and may continue to lead, to increased market volatility and significant market losses. Such natural disaster and health crises could exacerbate political, social, and economic risks, and result in significant breakdowns, delays, shutdowns, social isolation, and other disruptions to important global, local and regional supply chains affected, with potential corresponding results on the operating performance of the Fund and its

investments. A climate of uncertainty and panic, including the contagion of infectious viruses or diseases, may adversely affect global, regional, and local economies and reduce the availability of potential investment opportunities, and increases the difficulty of performing due diligence and modeling market conditions, potentially reducing the accuracy of financial projections. Under these circumstances, the Fund may have difficulty achieving its investment objectives which may adversely impact Fund performance. Further, such events can be highly disruptive to economies and markets, significantly disrupt the operations of individual companies (including, but not limited to, the Fund's investment advisor, third party service providers, and counterparties), sectors, industries, markets, securities and commodity exchanges, currencies, interest and inflation rates, credit ratings, investor sentiment, and other factors affecting the value of the Fund's investments. These factors can cause substantial market volatility, exchange trading suspensions and closures, changes in the availability of and the margin requirements for certain instruments, and can impact the ability of the Fund to complete redemptions and otherwise affect Fund performance and Fund trading in the secondary market. A widespread crisis would also affect the global economy in ways that cannot necessarily be foreseen. How long such events will last and whether they will continue or recur cannot be predicted. Impacts from these could have a significant impact on the Fund's performance, resulting in losses to your investment.

- **Risk that Current Assumptions and Expectations Could Become Outdated As a Result of Global Economic Shock** — The onset of the novel coronavirus (COVID-19) has caused significant shocks to global financial markets and economies, with many governments taking extreme actions to slow and contain the spread of COVID-19. These actions have had, and likely will continue to have, a severe economic impact on global economies as economic activity in some instances has essentially ceased. Financial markets across the globe are experiencing severe distress at least equal to what was experienced during the global financial crisis in 2008. In March 2020, U.S. equity markets entered a bear market in the fastest such move in the history of U.S. financial markets. During much of 2020, the unemployment rate in the U.S. was extremely high by historical standards. It is not possible to predict when unemployment and market conditions will return to more normal levels. The global economic shocks being experienced as of the date hereof may cause the underlying assumptions and expectations of the Fund to become outdated quickly or inaccurate, resulting in significant losses.
- **Index Performance Risk** — The Index is maintained by a third party provider unaffiliated with the Fund or ProFund Advisors. There can be no guarantee or assurance that the methodology used by the third party provider to create the Index will result in the Fund achieving positive returns.

Further, there can be no guarantee that the methodology underlying the Index or the daily calculation of the Index will be free from error. It is also possible that the value of the Index may be subject to intentional manipulation by third-party market participants. The Index used by the Fund may underperform other asset classes and may underperform other similar indices. Each of these factors could have a negative impact on the performance of the Fund.

- **Active Investor Risk** — The Fund permits short-term trading of its securities. A significant portion of assets invested in the Fund may come from professional money managers and investors who use the Fund as part of active trading or tactical asset allocation strategies. These strategies often call for frequent trading to take advantage of anticipated changes in market conditions, which could increase portfolio turnover and may result in additional costs for the Fund. In addition, large movements of assets into and out of the Fund may have a negative impact on the Fund's ability to achieve its investment objective or maintain a consistent level of operating expenses. In certain circumstances, the Fund's expense ratio may vary from current estimates or the historical ratio disclosed in this Prospectus.
- **Early Close/Late Close/Trading Halt Risk** — An exchange or market may close early, close late or issue trading halts on specific securities or financial instruments. As a result, the ability to trade certain securities or financial instruments may be restricted, which may result in the Fund being unable to trade those and other related financial instruments at all. In these circumstances, the Fund may be unable to rebalance its portfolio, may be unable to accurately price its investments and/or may incur substantial trading losses.
- **Liquidity Risk** — In certain circumstances, such as the disruption of the orderly markets for the financial instruments in which the Fund invests, the Fund might not be able to acquire or dispose of certain holdings quickly or at prices that represent true market value in the judgment of ProFund Advisors. Markets for the financial instruments in which the Fund invests may be disrupted by a number of events, including but not limited to economic crises, political crises, health crises, natural disasters, excessive volatility, new legislation, or regulatory changes inside or outside of the U.S. For example, regulation limiting the ability of certain financial institutions to invest in certain financial instruments would likely reduce the liquidity of those instruments. These situations may prevent the Fund from limiting losses, realizing gains or achieving a high correlation with the Index.
- **Portfolio Turnover Risk** — The Fund may incur high portfolio turnover to manage the Fund's investment exposure. Additionally, active trading of the Fund's shares may cause more frequent purchase and sales activities that could, in certain circumstances, increase the number of portfolio transactions. High levels of portfolio transactions increase brokerage and other transaction costs and may result in



increased taxable capital gains. Each of these factors could have a negative impact on the performance of the Fund.

- Tax Risk** — In order to qualify for the special tax treatment accorded a regulated investment company (“RIC”) and its shareholders, the Fund must derive at least 90% of its gross income for each taxable year from “qualifying income,” meet certain asset diversification tests at the end of each taxable quarter, and meet annual distribution requirements. The Fund’s pursuit of its investment strategies will potentially be limited by the Fund’s intention to qualify for such treatment and could adversely affect the Fund’s ability to so qualify. The Fund can make certain investments, the treatment of which for these purposes is unclear. If, in any year, the Fund were to fail to qualify for the special tax treatment accorded a RIC and its shareholders, and were ineligible to or were not to cure such failure, the Fund would be taxed in the same manner as an ordinary corporation subject to U.S. federal income tax on all its income at the fund level. The resulting taxes could substantially reduce the Fund’s net assets and the amount of income available for distribution. In addition, in order to requalify for taxation as a RIC, the Fund could be required to recognize unrealized gains, pay substantial taxes and interest, and make certain distributions. Please see the Statement of Additional Information for more information.

- Valuation Risk** — In certain circumstances (e.g., if ProFund Advisors believes market quotations do not accurately reflect the fair value of an investment, or a trading halt closes an exchange or market early), ProFund Advisors may, in its sole discretion, choose to determine a fair value price as the basis for determining the market value of such investment for such day. The fair value of an investment determined by ProFund Advisors may be different from other value determinations of the same investment. Portfolio investments that are valued using techniques other than market quotations, including “fair valued” investments, may be subject to greater fluctuation in their value from one day to the next than would be the case if market quotations were used. In addition, there is no assurance that the Fund could sell a portfolio investment for the value established for it at any time, and it is possible that the Fund would incur a loss because a portfolio investment is sold at a discount to its established value.

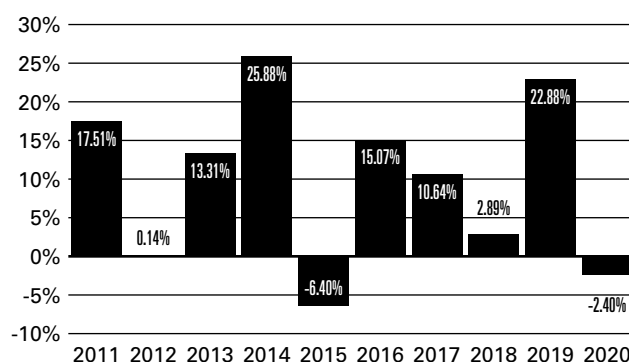
Please see “Investment Objectives, Principal Investment Strategies and Related Risks” in the Fund’s Prospectus for additional details.

## Investment Results

The bar chart below shows how the Fund’s investment results have varied from year to year, and the table shows how the Fund’s average annual total returns for various periods compare with different broad measures of market performance. This information provides some indication of the risks of investing in the Fund. The Fund’s performance information reflects applicable fee waivers and/or expense limitations in effect during the period presented. Absent such fee waivers/expense limitations, if any, performance would have been lower. It does not reflect charges and fees associated with a separate account

that invests in the Fund or any insurance contract for which it is an investment option. Charges and fees will reduce returns. Past results are not predictive of future results.

### Annual Returns as of December 31



Best Quarter (ended 3/31/2016): **15.22%**

Worst Quarter (ended 3/31/2020): **-14.59%**

The year-to-date return as of the most recent quarter, which ended March 31, 2021, was 2.70%.

### Average Annual Total Returns

As of December 31, 2020

	One Year	Five Years	Ten Years	Inception Date
ProFund VP Utilities	-2.40%	9.45%	9.45%	1/22/2001
<b>S&amp;P 500<sup>®1</sup></b>	<b>18.40%</b>	<b>15.22%</b>	<b>13.88%</b>	
<b>Dow Jones U.S. Utilities<sup>SM</sup> Index<sup>1</sup></b>	<b>-0.61%</b>	<b>11.27%</b>	<b>11.28%</b>	

<sup>1</sup> Reflects no deduction for fees, expenses or taxes. Adjusted to reflect the reinvestment of dividends paid by issuers in the Index.

## Management

The Fund is advised by ProFund Advisors. Michael Neches, Senior Portfolio Manager, and Tarak Davé, Portfolio Manager, have jointly and primarily managed the Fund since October 2013 and March 2018, respectively.

## Purchase and Sale of Fund Shares

Shares are available for purchase by insurance company separate accounts to serve as an investment medium for variable insurance contracts, and by qualified pension and retirement plans, certain insurance companies, and ProFund Advisors. Investors do not contact the Fund directly to purchase or redeem shares. Please refer to the prospectus of the relevant separate account for information on the allocation of premiums and on transfers of accumulated value among sub-accounts of the separate accounts that invest in the Fund.

## Tax Information

The Fund normally distributes its net investment income and net realized capital gains, if any, to its shareholders. If you are a holder of a contract or policy that invests in the Fund through an insurance company separate account, then these distributions



will generally not be taxable to you; please consult the prospectus or other information provided to you by the insurance company regarding the tax consequences of your contract or policy. If you are a holder of such a contract or policy, or if you are investing through a pension or retirement plan that is a tax-advantaged arrangement, you may be taxed later upon distributions with respect to or from those contracts or arrangements. The Fund intends to distribute income, if any, and capital gains, if any, at least annually.

**Payments to Insurance Companies and Other Financial Intermediaries**

The Fund or its distributor (and related companies) may pay insurance companies, which in turn may pay broker-dealers or

other financial intermediaries (such as banks and insurance companies, or their related companies) for the sale and retention of variable contracts and/or policies which offer Fund shares. These payments may create a conflict of interest for a financial intermediary selling such variable contracts and/or policies, or may be a factor in the insurance company's decision to include the Fund as an investment option in its variable contract or policy. For more information, ask your financial advisor, visit your financial intermediary's website or consult the prospectus for the contract or policy.

## Important Information About the Fund

An investment in ProFund VP Government Money Market (the “Fund”) is not a bank deposit, nor is it insured or guaranteed by the Federal Deposit Insurance Corporation or any other government agency. While the Fund seeks to maintain a stable net asset value of \$1.00 per share, there is no guarantee that the Fund will do so, and you could lose money by investing in this Fund. All money market instruments can change in value when interest rates or an issuer’s creditworthiness change or in response to other factors.

## Investment Objective

The Fund seeks a high level of current income consistent with liquidity and preservation of capital.

## Fees and Expenses of the Fund

The table below describes the fees and expenses that you may pay if you buy, hold, and sell shares of the Fund. The expenses shown do not reflect charges or fees associated with insurance company separate accounts or insurance contracts, which would have the effect of increasing overall expenses. Annuity and policy holders should consult the prospectus for their contract or policy for more information about such charges and fees.

### Annual Fund Operating Expenses

(expenses that you pay each year as a percentage of the value of your investment)

Investment Advisory Fees	0.75%
Distribution and Service (12b-1) Fees	0.25%
Other Expenses	0.51%
<b>Total Annual Fund Operating Expenses Before Fee Waivers and Expense Reimbursements</b>	<b>1.51%</b>
Fee Waivers/Reimbursements <sup>1</sup>	-0.16%
<b>Total Annual Fund Operating Expenses After Fee Waivers and Expense Reimbursements</b>	<b>1.35%</b>

<sup>1</sup> ProFund Advisors LLC (“ProFund Advisors”) has contractually undertaken to waive its fees and/or reimburse expenses to maintain the minimum yield floor limit at 0.02% through April 30, 2022 (“Minimum Yield”). ProFund Advisors has contractually agreed to waive Investment Advisory and Management Services Fees and to reimburse Other Expenses to the extent Total Annual Fund Operating Expenses Before Fee Waivers and Expense Reimbursements, as a percentage of average daily net assets, exceed 1.35% through April 30, 2022. After such date, the expense limitation may be terminated or revised by ProFund Advisors. ProFund Advisors may recoup from the Fund any of the fees or expenses it has waived and/or reimbursed until the third anniversary of the end of the 12 month period ending April 30 in which such waiver and/or reimbursement occurs, to the extent that such recoupment would not cause the Fund’s net yield to fall below the Fund’s previously determined Minimum Yield or the expenses to exceed the overall expense ratio limit in effect at the time of the waiver and/or reimbursement.

**Example:** This example is intended to help you compare the cost of investing in the Fund with the cost of investing in other mutual funds.

The example assumes that you invest \$10,000 in the Fund for the time periods indicated and then redeem all of your shares at the end of each period. The example also assumes that your investment has a 5% return each year and that the Fund’s operating expenses remain the same, except that the fee waiver/expense reimbursement is assumed only to pertain to the first year. It does not reflect separate account or insurance contract fees or charges. If these charges were reflected, expenses would be higher. Although your actual costs may be higher or lower, based on these assumptions your approximate costs would be:

	1Year	3Years	5Years	10Years
ProFund VP Government Money Market	\$137	\$462	\$809	\$1,788

The Fund pays transaction and financing costs associated with the purchase and sale of securities. These costs are not reflected in the table or the example above.

## Principal Investment Strategies

The Fund invests substantially all, but at least 99.5% of its total assets, in cash, U.S. Government Securities, and/or repurchase agreements that are fully collateralized by these instruments. The Fund seeks to maintain a stable \$1.00 share price and is subject to the requirements of Rule 2a-7 under the Investment Company Act of 1940. The Fund will invest principally in the financial instruments set forth below.

- **U.S. Government Securities** — The Fund invests in obligations of the U.S. Department of the Treasury (“U.S. Treasury”), including Treasury bills and notes and other obligations issued or guaranteed by the U.S. Government, its agencies or instrumentalities. These debt securities carry different interest rates, maturities and issue dates.
- **Repurchase Agreements** — Contracts in which a seller of securities, in this case U.S. Government securities, agrees to buy the securities back at a specified time and price.

In order to seek to maintain a stable share price, the Fund maintains a dollar-weighted average maturity of 60 days or less. Generally, securities in the Fund are denominated in U.S. dollars and have remaining maturities of 397 days (about 13 months) or less on their purchase date. The Fund also may invest in securities that have features (such as interest rate readjustments and demand features) that reduce their effective maturities to 397 days or less on their purchase date. The Fund may hold cash for cash management and defensive purposes. During unusual circumstances, the Fund may hold up to 100% of its assets in cash.

Please see “Investment Objectives, Principal Investment Strategies and Related Risks” in the Fund’s Prospectus for additional details.

## Principal Risks

**You could lose money by investing in the Fund.**

The Fund seeks to preserve the value of your investment at \$1.00 per share, it cannot guarantee it will do so. An investment in the Fund is not insured or guaranteed by the Federal Deposit Insurance Corporation or any other government agency. The Fund's sponsor has no legal obligation to provide financial support to the Fund, and you should not expect that the sponsor will provide financial support to the Fund at any time.

The principal risks described below are intended to provide information about the factors likely to have a significant adverse impact on the Fund's returns and consequently the value of an investment in the Fund. The risks are presented in an order intended to facilitate readability and their order does not imply that the realization of one risk is more likely to occur than another risk or likely to have a greater adverse impact than another risk.

- **Money Market Fund Risk** — The share price of money market funds can fall below the \$1.00 share price. You should not rely on or expect ProFund Advisors to enter into support agreements or take other actions to maintain the Fund's \$1.00 share price. The credit quality of the Fund's holdings can change rapidly in certain markets, and the default of a single holding could have an adverse impact on the Fund's share price. The Fund's share price can also be negatively affected during periods of high redemption pressures and/or illiquid markets. The actions of a few large investors in the Fund may have a significant adverse effect on the share price of the Fund.
- **Credit Risk** — The Fund's performance could be hurt and the Fund's share price could fall below \$1.00 if an issuer of a debt security suffers an adverse change in financial condition that results in the issuer not making timely payments of interest or principal, a security downgrade or an inability to make a financial obligation. Some securities issued by U.S. government agencies or instrumentalities are backed by the full faith and credit of the U.S. government. Other securities that are supported only by the credit of the issuing agency or instrumentality are subject to greater credit risk than securities backed by the full faith and credit of the U.S. Government. This is because the U.S. government might provide financial support, but has no obligation to do so, if there is a potential or actual loss of principal or failure to make interest payments.

Because of the rising U.S. government debt burden, it is possible that the U.S. government may not be able to meet its financial obligations or that securities issued by the U.S. government may experience credit downgrades. Such a credit event may also adversely impact the financial markets and the Fund.

- **Interest Rate Risk** — Interest rate risk is the risk that debt instruments or related financial instruments will fluctuate in value due to changes in interest rates. A wide variety of factors can cause interest rates to rise (e.g., central bank monetary policies, inflation rates, general economic conditions, etc.).

Commonly, investments subject to interest rate risk will decrease in value when interest rates rise and increase in value when interest rates decline. A rising interest rate environment may cause the value of debt instruments to decrease and adversely impact the liquidity of debt instruments. Without taking into account other factors, the value of debt instruments with longer maturities typically fluctuates more in response to interest rate changes than debt instruments with shorter maturities. During periods of rising interest rates, the Fund's yield will tend to be lower than prevailing market rates. These factors may cause the value of an investment in the Fund to change. A low interest rate environment may prevent the Fund from providing a positive yield or paying Fund expenses out of current income and, at times, could impair the Fund's ability to maintain a stable \$1.00 share price. Over time, the total return of a money market fund may not keep pace with inflation, which could result in a net loss of purchasing power for long-term investors. If there is an insufficient supply of U.S. government securities to meet investor demand, it could result in lower yields on such securities and increase interest rate risk for the Fund.

- **Counterparty Risk** — The Fund will invest in repurchase agreements involving third parties (i.e., counterparties). The use of repurchase agreements involves risks that are different from those associated with ordinary portfolio securities transactions. The Fund will be subject to credit risk (i.e., the risk that a counterparty is or is perceived to be unwilling or unable to make timely payments or otherwise meet its contractual obligations) with respect to the amount it expects to receive from counterparties to repurchase agreements entered into by the Fund. If a counterparty becomes bankrupt or fails to perform its obligations, or if any collateral posted by the counterparty for the benefit of the Fund is insufficient or there are delays in the Fund's ability to access such collateral, the value of an investment in the Fund may decline.
- **Prepayment and Extension Risk** — When a bond issuer, such as an issuer of asset-backed securities, retains the right to pay off a high-yielding bond before it comes due, the Fund may have to reinvest the proceeds at lower interest rates. Thus, prepayment may reduce the Fund's income. When interest rates fall, issuers of high interest debt obligations may pay off the debts earlier than expected (prepayment risk), and the Portfolio may have to reinvest the proceeds at lower yields. When interest rates rise, issuers of lower interest debt obligations may have the right to pay off the debts later than expected (extension risk), thus keeping the Fund's assets tied up in lower interest debt obligations. Ultimately, any unexpected behavior in interest rates could increase the volatility of the Fund's yield and could hurt fund performance.
- **Risks of Holding Cash** — The Fund will at times hold cash positions, which may hurt the Fund's performance. Cash positions may also subject the Fund to additional risks and

costs including any fees imposed by the Fund's custodian for large cash balances.

- **Liquidity Risk** — In certain circumstances, such as the disruption of the orderly markets for the financial instruments in which the Fund invests, the Fund might not be able to acquire or dispose of certain holdings quickly or at prices that represent true market value in the judgment of ProFund Advisors. Markets for the financial instruments in which the Fund invests may be disrupted by a number of events, including but not limited to economic crises, health crises, natural disasters, excessive volatility, new legislation, or regulatory changes inside or outside of the U.S. For example, regulation limiting the ability of certain financial institutions to invest in certain financial instruments would likely reduce the liquidity of those securities. An inability to sell one or more portfolio securities can adversely affect the Fund's ability to maintain a \$1.00 share price or prevent the Fund from being able to take advantage of other investment opportunities. Unusual market conditions, an unusually high volume of redemption requests or other similar conditions could cause the Fund to be unable to pay redemption proceeds within a short period of time. If the Fund is forced to sell securities at an unfavorable time and/or under unfavorable conditions, such sales may adversely affect the Fund's ability to maintain a \$1.00 share price.

Certain shareholders may from time to time own or control a significant percentage of the Fund's shares. These shareholders may include, for example, institutional investors and other shareholders whose buy-sell decisions are controlled by a single decision maker. Redemptions by these shareholders, or a high volume of redemption requests generally, may further increase the Fund's liquidity risk and may impact the Fund's ability to maintain a \$1.00 share price.

- **Repurchase Agreement Risk** — If the party that sells the securities to the Portfolio defaults on its obligation to repurchase them at the agreed-upon time and price, the Portfolio could lose money.
- **Security Selection Risk** — While the Fund invests in short-term securities, which by nature should be relatively stable investments, it is possible that the securities in which the Fund invests will not perform as expected. This could cause the Fund's yield to lag behind those of similar money market funds and could result in a decline in share price.
- **Natural Disaster/Epidemic Risk** — Natural or environmental disasters, such as earthquakes, fires, floods, hurricanes, tsunamis and other severe weather-related phenomena generally, and widespread disease, including pandemics and epidemics (for example, the novel coronavirus COVID-19), have been and can be highly disruptive to economies and markets and have recently led, and may continue to lead, to increased market volatility and significant

market losses. Such natural disaster and health crises could exacerbate political, social, and economic risks, and result in significant breakdowns, delays, shutdowns, social isolation, and other disruptions to important global, local and regional supply chains affected, with potential corresponding results on the operating performance of the Fund and its investments. A climate of uncertainty and panic, including the contagion of infectious viruses or diseases, may adversely affect global, regional, and local economies and reduce the availability of potential investment opportunities, and increases the difficulty of performing due diligence and modeling market conditions, potentially reducing the accuracy of financial projections. Under these circumstances, the Fund may have difficulty achieving its investment objectives which may adversely impact Fund performance. Further, such events can be highly disruptive to economies and markets, significantly disrupt the operations of individual companies (including, but not limited to, the Fund's investment advisor, third party service providers, and counterparties), sectors, industries, markets, securities and commodity exchanges, currencies, interest and inflation rates, credit ratings, investor sentiment, and other factors affecting the value of the Fund's investments. These factors can cause substantial market volatility, exchange trading suspensions and closures, changes in the availability of and the margin requirements for certain instruments, and can impact the ability of the Fund to complete redemptions and otherwise affect Fund performance and Fund trading in the secondary market. A widespread crisis would also affect the global economy in ways that cannot necessarily be foreseen. How long such events will last and whether they will continue or recur cannot be predicted. Impacts from these could have a significant impact on the Fund's performance, resulting in losses to your investment.

- **Risk that Current Assumptions and Expectations Could Become Outdated As a Result of Global Economic Shock** —

The onset of the novel coronavirus (COVID-19) has caused significant shocks to global financial markets and economies, with many governments taking extreme actions to slow and contain the spread of COVID-19. These actions have had, and likely will continue to have, a severe economic impact on global economies as economic activity in some instances has essentially ceased. Financial markets across the globe are experiencing severe distress at least equal to what was experienced during the global financial crisis in 2008. In March 2020, U.S. equity markets entered a bear market in the fastest such move in the history of U.S. financial markets. During much of 2020, the unemployment rate in the U.S. was extremely high by historical standards. It is not possible to predict when unemployment and market conditions will return to more normal levels. The global economic shocks being experienced as of the date hereof may cause the

underlying assumptions and expectations of the Fund to become outdated quickly or inaccurate, resulting in significant losses.

- Active Investor Risk** —The Fund permits short-term trading of its securities. A significant portion of assets invested in the Fund may come from professional money managers and investors who use the Fund as part of active trading or tactical asset allocation strategies. These strategies often call for frequent trading to take advantage of anticipated changes in market conditions, which could increase portfolio turnover and may result in additional costs for the Fund. In addition, large movements of assets into and out of the Fund may have a negative impact on the Fund's ability to achieve its investment objective or maintain a consistent level of operating expenses. In certain circumstances, the Fund's expense ratio may vary from current estimates or the historical ratio disclosed in this Prospectus.
- Tax Risk** — In order to qualify for the special tax treatment accorded a regulated investment company ("RIC") and its shareholders, the Fund must derive at least 90% of its gross income for each taxable year from "qualifying income," meet certain asset diversification tests at the end of each taxable quarter, and meet annual distribution requirements. The Fund's pursuit of its investment strategies will potentially be limited by the Fund's intention to qualify for such treatment and could adversely affect the Fund's ability to do so. The Fund can make certain investments, the treatment of which for these purposes is unclear. If, in any year, the Fund were to fail to qualify for the special tax treatment accorded a RIC and its shareholders, and were ineligible to or were not to cure such failure, the Fund would be taxed in the same manner as an ordinary corporation subject to U.S. federal income tax on all its income at the fund level. The resulting taxes could substantially reduce the Fund's net assets and the amount of income available for distribution. In addition, in order to requalify for taxation as a RIC, the Fund could be required to recognize unrealized gains, pay substantial taxes and interest, and make certain distributions. Please see the Statement of Additional Information for more information.

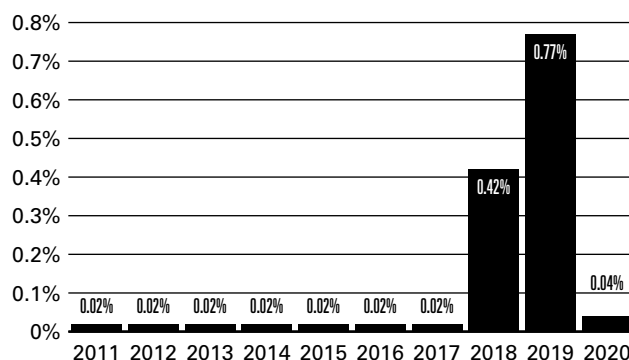
Please see "Investment Objectives, Principal Investment Strategies and Related Risks" in the Fund's Prospectus for additional details.

## Investment Results

The bar chart below shows how the Fund's investment results have varied from year to year, and the table shows the Fund's average annual total returns for various periods. This information provides some indication of the risks of investing in the Fund. The Fund's performance information reflects applicable fee waivers and/or expense limitations in effect during the period presented. Absent such fee waivers/expense limitations, if any, performance would have been lower. It does not reflect charges and fees associated with a separate account that invests in the Fund or any insurance contract for which it is an investment option. Charges and fees will reduce returns. Past results are not predictive of future results.

Prior to May 2, 2016, the Fund operated with a different investment strategy. Performance may have been different if the Fund's current investment strategy had been in effect.

### Annual Returns as of December 31



Best Quarter (ended 6/30/2019): **0.25%**

Worst Quarter (ended 12/31/2011): **0.00%**

The year-to-date return as of the most recent quarter, which ended March 31, 2021, was 0.00%.

### Average Annual Total Returns

As of December 31, 2020

	One Year	Five Years	Ten Years	Inception Date
ProFund VP Government Money Market	0.04%	0.25%	0.14%	10/29/2001

The 7-day yield (the income for the previous 7 days projected over a full year) for the Fund as of December 31, 2020 was 0.02%.

## Management

The Fund is advised by ProFund Advisors.

## Purchase and Sale of Fund Shares

Shares are available for purchase by insurance company separate accounts to serve as an investment medium for variable insurance contracts, and by qualified pension and retirement plans, certain insurance companies, and ProFund Advisors. Investors do not contact the Fund directly to purchase or redeem shares. Please refer to the prospectus of the relevant separate account for information on the allocation of premiums and on transfers of accumulated value among sub-accounts of the separate accounts that invest in the Fund.

## Tax Information

The Fund normally distributes its net investment income and net realized capital gains, if any, to its shareholders. If you are a holder of a contract or policy that invests in the Fund through an insurance company separate account, then these distributions will generally not be taxable to you; please consult the prospectus or other information provided to you by the insurance company regarding the tax consequences of your contract or policy. If you are a holder of such a contract or policy, or if you are investing through a pension or retirement plan that is a tax-advantaged



arrangement, you may be taxed later upon distributions with respect to or from those contracts or arrangements. The Fund intends to distribute income, if any, and capital gains, if any, at least annually.

**Payments to Insurance Companies and Other Financial Intermediaries**

The Fund or its distributor (and related companies) may pay insurance companies, which in turn may pay broker-dealers or other financial intermediaries (such as banks and insurance

companies, or their related companies) for the sale and retention of variable contracts and/or policies which offer Fund shares. These payments may create a conflict of interest for a financial intermediary selling such variable contracts and/or policies, or may be a factor in the insurance company's decision to include the Fund as an investment option in its variable contract or policy. For more information, ask your financial advisor, visit your financial intermediary's website or consult the prospectus for the contract or policy.

## **Investment Objectives, Principal Investment Strategies and Related Risks**

For ease of use, each fund has been categorized as indicated in the table below. An investor may find it helpful to review the categorizations before reading the Prospectus.

<b>Classic ProFunds VP</b>	ProFund VP Asia 30, ProFund VP Bull, ProFund VP Dow 30, ProFund VP Emerging Markets, ProFund VP Europe 30, ProFund VP International, ProFund VP Japan, ProFund VP Large-Cap Growth, ProFund VP Large-Cap Value, ProFund VP Mid-Cap, ProFund VP Mid-Cap Growth, ProFund VP Mid-Cap Value, ProFund VP Nasdaq-100, ProFund VP Small-Cap, ProFund VP Small-Cap Growth and ProFund VP Small-Cap Value
<b>Ultra ProFunds VP</b>	ProFund VP UltraBull, ProFund VP UltraMid-Cap, ProFund VP UltraNasdaq-100 and ProFund VP UltraSmall-Cap
<b>Inverse ProFunds VP</b>	ProFund VP Bear, ProFund VP Short Dow 30, ProFund VP Short Emerging Markets, ProFund VP Short International, ProFund VP Short Mid-Cap, ProFund VP Short Nasdaq 100, ProFund VP Short Small-Cap, ProFund VP UltraShort Dow 30 and ProFund VP UltraShort Nasdaq-100
<b>Sector ProFunds VP</b>	ProFund VP Banks, ProFund VP Basic Materials, ProFund VP Biotechnology, ProFund VP Consumer Goods, ProFund VP Consumer Services, ProFund VP Financials, ProFund VP Health Care, ProFund VP Industrials, ProFund VP Internet, ProFund VP Oil & Gas, ProFund VP Pharmaceuticals, ProFund VP Precious Metals, ProFund VP Real Estate, ProFund VP Semiconductor, ProFund VP Technology, ProFund VP Telecommunications and ProFund VP Utilities
<b>Non-Equity ProFunds VP</b>	ProFund VP Falling U.S. Dollar, ProFund VP Rising Rates Opportunity and ProFund VP U.S. Government Plus

The Classic ProFunds VP, Ultra ProFunds VP, Inverse ProFunds VP, Sector ProFunds VP, Non-Equity ProFunds VP and ProFund VP Government Money Market are each a “ProFund VP” or “Fund” and collectively, the “ProFunds VP” or “Funds”.

This section contains additional details about each Fund’s investment objectives, principal investment strategies and related risks.

## Investment Objectives

Each Fund is a series of ProFunds (the “Trust”). Each Fund except for the Classic ProFunds VP, the Sector ProFunds VP, ProFund VP Falling U.S. Dollar and ProFund VP Government Money Market, is “geared” in the sense that each is designed to seek daily investment results, before fees and expenses, that correspond to the inverse (-1x), a multiple (i.e., 1.25x or 2x), or an inverse multiple (i.e., -1.25x or -2x) of the daily performance of an index or security (each such index or security, a “benchmark”) for a single day, not for any other period. Specifically, each of the Ultra ProFunds VP seeks to provide daily investment results, before fees and expenses, that correspond to a multiple (2x) of the daily performance of its benchmark. Each of the Inverse ProFunds VP seeks to provide daily investment results, before fees and expenses, that correspond to the inverse (-1x) or an inverse multiple (-2x) of the daily performance of its benchmark. ProFund VP U.S. Government Plus seeks to provide daily investment results, before fees and expenses, that correspond to a multiple (1.25x) of the daily performance of its benchmark. ProFund VP Rising Rates Opportunity seeks to provide daily investment results, before fees and expenses, that correspond to an inverse multiple (-1.25x) of the daily performance of its benchmark. Each Fund, except for the Classic ProFunds VP, the Sector ProFunds VP, ProFund VP Falling U.S. Dollar and ProFund VP Government Money Market, does not seek to achieve its stated investment objective over a period of time greater than a single day. A “single day” is measured from the time a Fund calculates its net asset value (“NAV”) to the time of the Fund’s next NAV calculation.

The Classic ProFunds VP, the Sector ProFunds VP, ProFund VP Falling U.S. Dollar and ProFund VP Government Money Market seek investment results, before fees and expenses, that

correspond to the performance of a benchmark. These Fund seek to achieve their stated investment objective both on a single day and over time.

Each Fund’s investment objective is non-fundamental, meaning it may be changed by the Board of Trustees (“Board”), without the approval of Fund shareholders.

Each Fund reserves the right to substitute a different index or security for its current benchmark.

## Principal Investment Strategies

In seeking to achieve each non-money market Fund’s investment objective, ProFund Advisors LLC (“ProFund Advisors” or the “Advisor”) uses a mathematical approach to investing. Using this approach, ProFund Advisors determines the type, quantity and mix of investment positions that a Fund should hold to approximate the performance, inverse performance, or multiple thereof, as applicable, of its benchmark. Each such Fund employs various investment techniques that ProFund Advisors believes should, in the aggregate, simulate the movement, inverse, or multiple thereof, as applicable, of their respective benchmarks.

The investment techniques utilized to simulate the movement of each applicable benchmark are intended to seek to maintain a high correlation with, and similar aggregate characteristics (e.g., with respect to equity funds, market capitalization and sector weightings) to, the benchmark or the inverse of the benchmark or multiple thereof, or otherwise benefit the Fund. For example, a Fund may invest in or gain exposure to only a representative sample of the securities in a benchmark, which exposure is intended to have aggregate characteristics similar to those of the benchmark. In addition, under certain circumstances, a Fund may invest in or obtain exposure to components not included in

the benchmark or overweight or underweight certain components of the benchmark with the intent of obtaining exposure with aggregate characteristics similar to the benchmark.

In managing the assets of the non-money market Funds, ProFund Advisors does not invest the assets of a Fund in securities or financial instruments based on ProFund Advisors' view of the investment merit of a particular security, instrument, or company, other than for cash management purposes, nor does it conduct conventional investment research or analysis (other than in determining counterparty creditworthiness), or forecast market movement or trends. Each Fund generally seeks to remain fully invested at all times in securities and/or financial instruments that, in combination, provide exposure to its benchmark without regard to market conditions, trends, direction, or the financial condition of a particular issuer. Each Fund does not take temporary defensive positions.

At the close of the U.S. securities market on each trading day, each Fund (except for the Classic ProFunds VP, the Sector ProFunds VP, ProFund VP Falling U.S. Dollar and ProFund VP Government Money Market) will seek to position its portfolio so that such Fund's investment exposure is consistent with the Fund's objective. In general, changes to the level of a Fund's benchmark each day will determine whether Fund's portfolio needs to be repositioned.

For example, if its benchmark has risen on a given day, net assets of an Inverse ProFund VP should fall (assuming no shares were issued). As a result, the Fund's short exposure will need to be decreased. Conversely, if the benchmark has fallen on a given day, net assets of the Inverse ProFund VP should rise (assuming no shares were redeemed). As a result, the Fund's short exposure will need to be increased. Similarly, if its benchmark has risen on a given day, net assets of an Ultra ProFund VP should rise (assuming no shares were redeemed). As a result, the Fund's exposure will need to be increased. Conversely, if the benchmark has fallen on a given day, net assets of the Ultra ProFund VP should fall (assuming no shares were issued). As a result, the Fund's exposure will need to be decreased.

The time and manner in which a Fund rebalances its portfolio may vary from day to day at the sole discretion of ProFund Advisors depending upon market conditions and other circumstances. If for any reason a Fund is unable to rebalance all or a portion of its portfolio, or if all or a portion of the portfolio is rebalanced incorrectly, the Fund's investment exposure may not be consistent with the Fund's investment objective. In these instances, a Fund may have investment exposure to its benchmark that is significantly greater or less than its stated multiple. As a result, a Fund may be more or less exposed to leverage risk than if it had been properly rebalanced and may not achieve its investment objective.

ProFund VP Government Money Market operates as a "government money market fund," as such term is defined

under federal regulations. The Fund invests substantially all, but at least 99.5%, of its total assets in cash, U.S. government securities, and/or repurchase agreements that are fully collateralized by these instruments.

The ProFund VP Government Money Market seeks to maintain a stable \$1.00 share price and is subject to the requirements of Rule 2a-7 under the Investment Company Act of 1940. It maintains a dollar-weighted average maturity of 60 days or less. Securities in ProFund VP Government Money Market are denominated in U.S. dollars and have remaining maturities of 397 days (about 13 months) or less on their purchase date. ProFund VP Government Money Market also may invest in securities that have features (such as interest rate readjustments and demand features) that reduce their effective maturities to 397 days or less on their purchase date.

While the ProFund VP Government Money Market currently does not impose a liquidity fee or redemption gate, the Fund may elect to do so in the future.

Please see "Principal Investment Strategies" in each Fund's Summary Prospectus for more detail about the financial instruments in which each Fund invests. Each Fund subject to a policy adopted pursuant to Rule 35d-1 under the 1940 Act (the so-called "names rule") commits to invest at least 80% of its assets (i.e., net assets plus borrowings for investment purposes), under normal circumstances, in the types of securities suggested by its name and/or investments with similar economic characteristics. Each such Fund will provide Investors with at least 60 days' written notice prior to changes in its 80% policy. For purposes of such an investment policy, "assets" includes not only the amount of a Fund's net assets attributable to investments providing direct investment exposure to the type of investments suggested by its name (e.g., the value of stocks, or the value of derivative instruments such as futures, options or options on futures), but also cash and cash equivalents that are segregated on the Fund's books and records or being used as collateral, as required by applicable regulatory guidance, or otherwise available to cover such investment exposure.

### **Understanding the Risks and Long-Term Performance of Daily Objective Funds — the Impact of Compounding**

ProFunds VP (other than Classic ProFunds VP, Sector ProFunds VP, ProFund VP Falling U.S. Dollar and ProFund VP Government Money Market) are designed to provide leveraged (i.e., 1.25x or 2x), inverse (i.e., -1x) or inverse leveraged (i.e., -1.25x or -2x) results on a daily basis (before fees and expenses). The Funds, however, are unlikely to provide a simple multiple (i.e., 2x, 1.25x, -1x, -1.25x, -2x) of a benchmark's performance over periods longer than a single day.

- **Why?** The hypothetical example below illustrates how daily Geared Fund returns can behave for periods longer than a single day.

- Take a hypothetical fund XYZ that seeks to double the daily performance of index XYZ. On each day, fund XYZ performs in line with its objective (2x the index's daily performance before fees and expenses). Notice that over the entire five-day period, the fund's total return is considerably less than double that of the period return of the index. For the five-day period, index XYZ gained 5.1% while fund XYZ gained 9.8% (versus  $2 \times 5.1\%$  or 10.2%). In other scenarios, the return of a daily rebalanced fund could be greater than two times (2x) the index's return.

	Index XYZ		Fund XYZ	
	Level	Daily Performance	Daily Performance	Net Asset Value
Start	100.0	—	—	\$100.00
Day 1	103.0	3.0%	6.0%	\$106.00
Day 2	99.9	-3.0%	-6.0%	\$99.64
Day 3	103.9	4.0%	8.0%	\$107.61
Day 4	101.3	-2.5%	-5.0%	\$102.23
Day 5	105.1	3.7%	7.4%	\$109.80
Total Return	5.1%		9.8%	

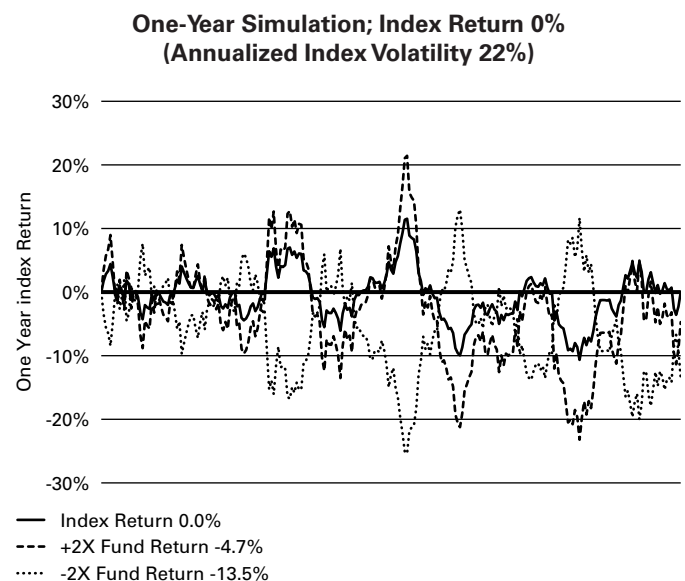
- **Why does this happen?** This effect is caused by compounding, which exists in all investments, but has a more significant impact on a Geared Fund. In general, during periods of higher benchmark volatility, compounding will cause longer term results to be less than the multiple (or inverse multiple) of the return of the benchmark. This effect becomes more pronounced as volatility increases. Conversely, in periods of lower benchmark volatility, fund returns over longer periods can be higher than a multiple (or inverse multiple) of the return of the benchmark. Actual results for a particular period, before fees and expenses, are also dependent on the following factors: a) the benchmark's volatility; b) the benchmark's performance; c) period of time; d) financing rates associated with leverage; e) other Fund expenses; and f) dividends or interest paid with respect to the securities in the benchmark. The examples herein illustrate the impact of two principal factors — benchmark volatility and benchmark performance — on Fund performance. Similar effects exist for the Funds that seek daily returns that correlate to the inverse (-1x) of a benchmark. Please see the SAI for additional details.

- The graphs that follow illustrate this point. Each of the graphs shows a simulated hypothetical one year performance of a benchmark compared with the performance of a fund that perfectly achieves its investment objective. The graphs demonstrate that, for periods greater than a single day, a Geared Fund is likely to

underperform or overperform (but not match) the benchmark performance (or the inverse of the benchmark performance) times the stated multiple in the fund's investment objective. Investors should understand the consequences of holding daily rebalanced funds for periods longer than a single day and should actively manage and monitor their investments, as frequently as daily. A one-year period is used for illustrative purposes only. Deviations from the benchmark return times the fund multiple can occur over periods as short as two days (each day as measured from one day's NAV to the next day's NAV).

### For Geared ProFunds

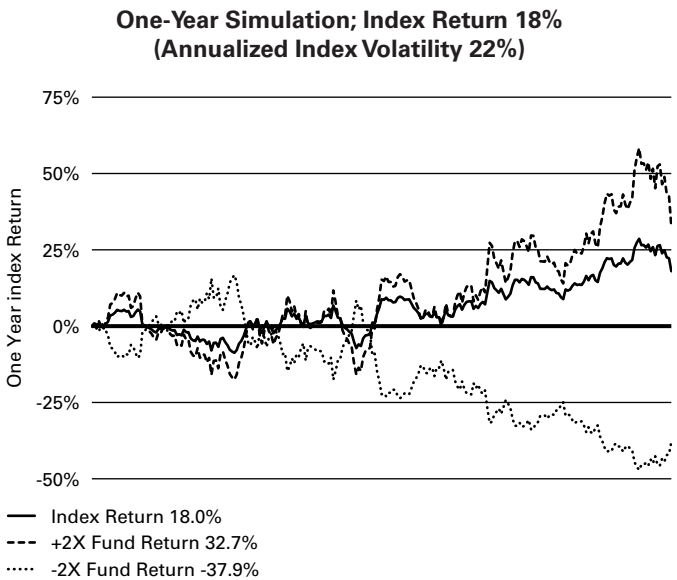
To isolate the impact of leverage, inverse or inverse leveraged exposure, these graphs assume a) no dividends paid with respect to the securities included in the benchmark; b) no fund expenses; and c) borrowing/lending rates (to obtain required leveraged, inverse or inverse leveraged exposure) of zero percent. If these were reflected, the fund's performance would be different than that shown. Each of the graphs also assumes a volatility rate of 22%, which is an approximate average of the five-year historical annualized volatility rate of the S&P 500<sup>®</sup>, S&P MidCap 400<sup>®</sup>, Russell 2000<sup>®</sup> Index, Nasdaq-100<sup>®</sup> Index and Dow Jones Industrial Average<sup>™</sup>. A benchmark's volatility rate is a statistical measure of the magnitude of fluctuations in the returns of the benchmark. Some Funds are benchmarked to different indexes that have different historical volatility rates; certain of the Funds' historical volatility rates are substantially in excess of 22%.



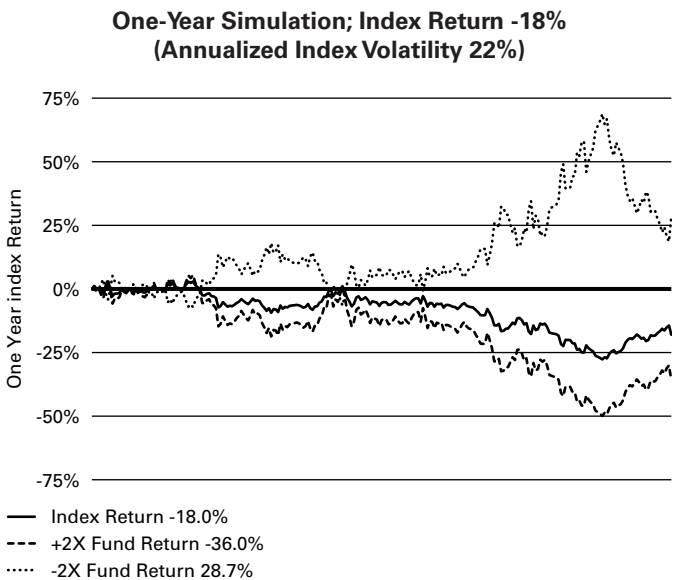
The graph above shows a scenario where the index, which exhibits day-to-day volatility, is flat or trendless over the year



(i.e., begins and ends the year at 0%), but the Ultra (+2x) Fund and the UltraShort (-2x) Fund are both down.

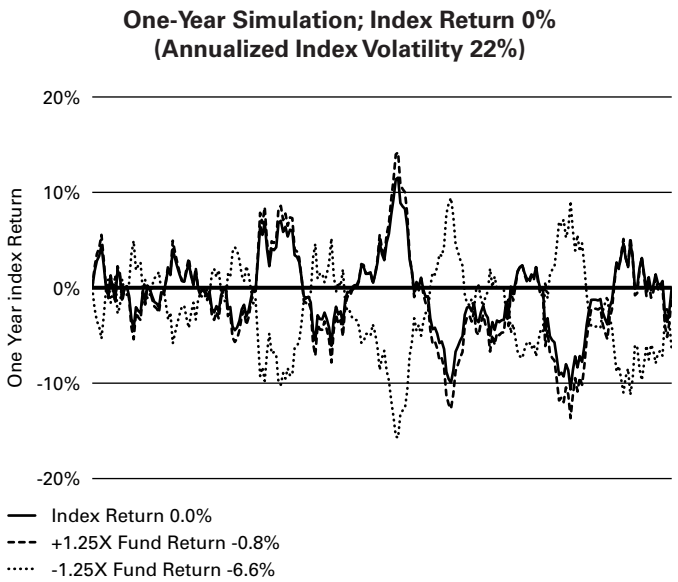


The graph above shows a scenario where the index, which exhibits day-to-day volatility, is up over the year, but the Ultra (+2x) Fund is up less than two times the index and the UltraShort (-2x) Fund is down more than two times the inverse of the index.

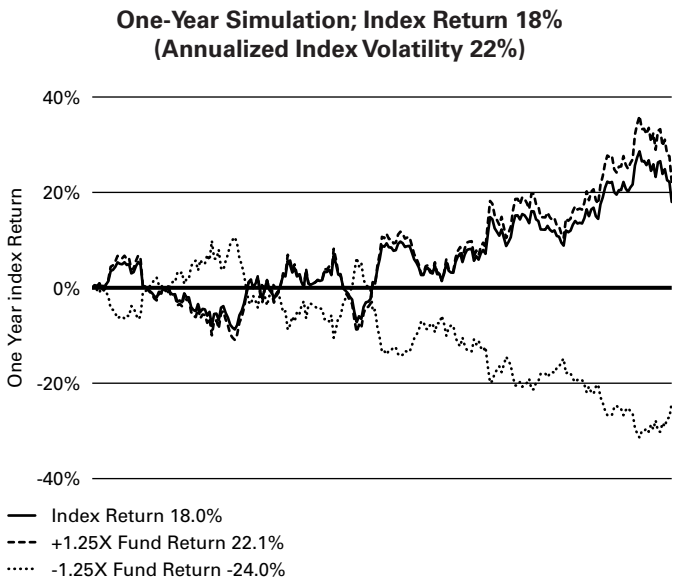


The graph above shows a scenario where the index, which exhibits day-to-day volatility, is down over the year, the Ultra (+2x) Fund is down approximately two times the index, and the UltraShort (-2x) Fund is up less than two times the inverse of

the index. The performance of the Ultra Fund generally would not be expected to so closely approximate the performance of two times the Index. Under most circumstances, the Ultra Fund would likely exhibit greater deviation (up or down) from the performance of two times the index.

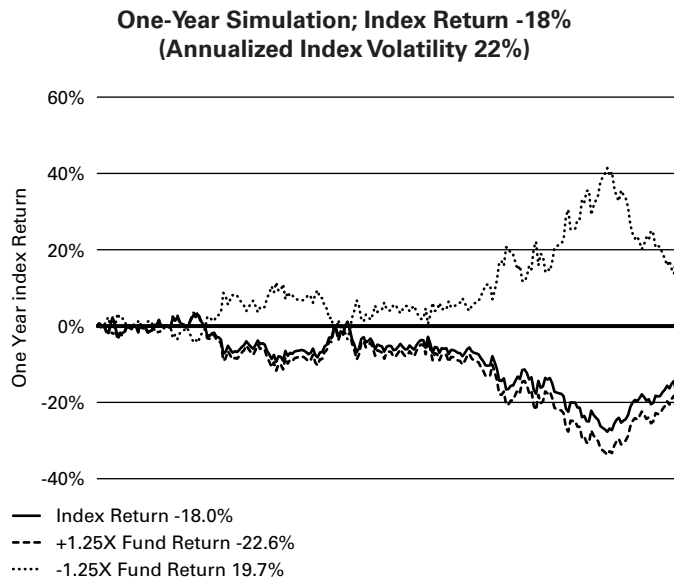


The graph above shows a scenario where the index, which exhibits day-to-day volatility, is flat or trendless over the year (i.e., begins and ends the year at 0%), but the Ultra (+1.25x) Fund and the UltraShort (-1.25x) Fund are both down.

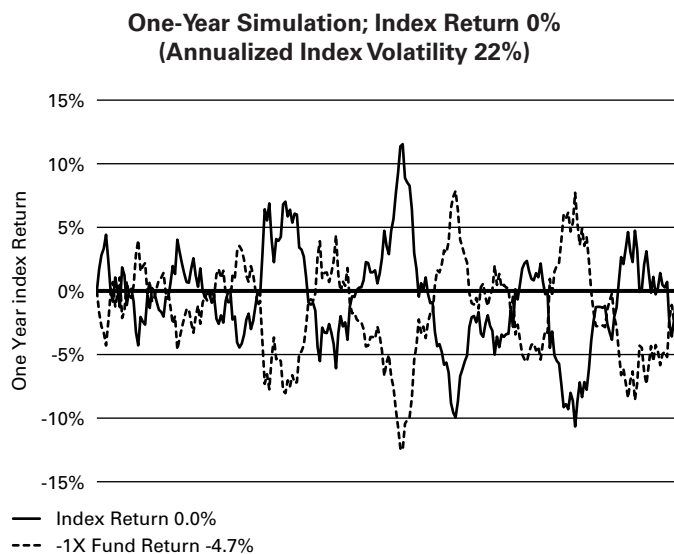


The graph above shows a scenario where the index, which exhibits day-to-day volatility, is up over the year, but the Ultra

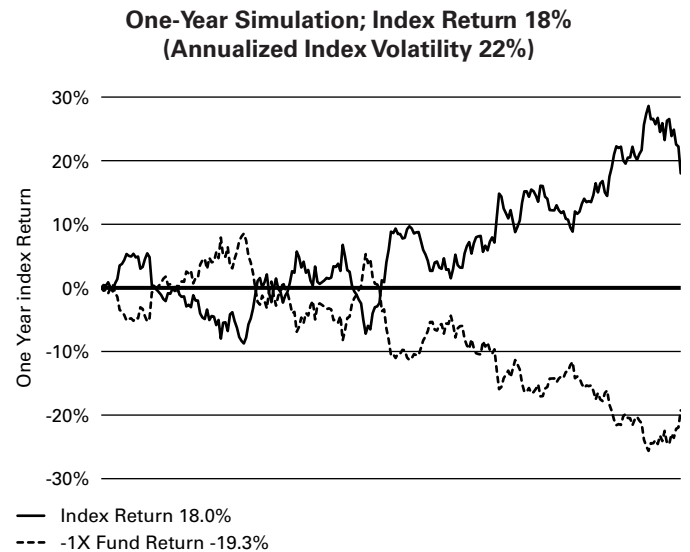
(+1.25x) Fund is up less than one and one-quarter times the index and the UltraShort (-1.25x) Fund is down more than one and one-quarter times the inverse of the index.



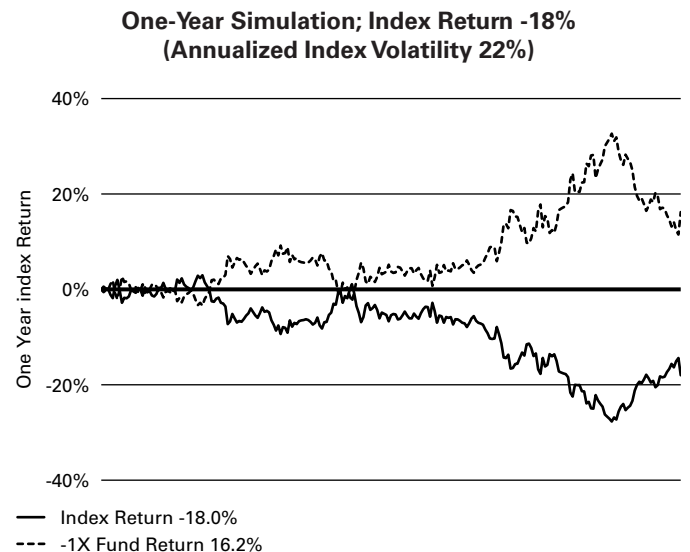
The graph above shows a scenario where the index, which exhibits day-to-day volatility, is down over the year, the Ultra (+1.25x) Fund is down more than one and one-quarter times the Index, and the UltraShort (-1.25x) Fund is up less than one and one-quarter times the inverse of the index.



The graph above shows a scenario where the index, which exhibits day to day volatility, is flat or trendless over the year (i.e., begins and ends the year at 0%), but the Short (-1x) Fund is down.



The graph above shows a scenario where the index, which exhibits day to day volatility, is up over the year, and the Short (-1x) Fund is down more than the inverse of the index.



The graph above shows a scenario where the index, which exhibits day-to-day volatility, is down over the year, and the Short (-1x) Fund is up less than the inverse of the index.

The table below shows the historical annualized volatility rate for the five-year period ended December 31, 2020 of each Fund's indices.

Index	Historical Five-Year Annualized Volatility Rate
Dow Jones Industrial Average <sup>SM</sup>	20.27%
Dow Jones Precious Metals <sup>SM</sup> Index	36.69%
Dow Jones U.S. Banks <sup>SM</sup> Index	31.54%
Dow Jones U.S. Basic Materials <sup>SM</sup> Index	23.46%
Dow Jones U.S. Biotechnology <sup>SM</sup> Index	23.17%
Dow Jones U.S. Consumer Goods <sup>SM</sup> Index	17.55%
Dow Jones U.S. Consumer Services <sup>SM</sup> Index	18.89%
Dow Jones U.S. Financials <sup>SM</sup> Index	23.42%
Dow Jones U.S. Health Care <sup>SM</sup> Index	18.83%
Dow Jones U.S. Industrials <sup>SM</sup> Index	21.76%
Dow Jones U.S. Internet Composite <sup>SM</sup> Index	23.90%
Dow Jones U.S. Oil & Gas <sup>SM</sup> Index	32.98%
Dow Jones U.S. Real Estate <sup>SM</sup> Index	22.56%
Dow Jones U.S. Select Pharmaceuticals <sup>SM</sup> Index	20.98%
Dow Jones U.S. Select Telecommunications <sup>SM</sup> Index	20.49%
Dow Jones U.S. Semiconductors Index	29.93%
Dow Jones U.S. Technology Index	24.15%
Dow Jones U.S. Utilities Index	21.00%
MSCI EAFE Index	14.97%
Nasdaq-100 <sup>®</sup> Index	22.34%
Nikkei 225 Stock Average – USD	20.50%
ProFunds Asia 30 Index	23.93%
ProFunds Europe 30 Index	2.72%
Russell 2000 <sup>®</sup> Index	24.21%
Ryan Labs On-the-Run 30 Year Treasury Index	16.56%
S&P 500 <sup>®</sup> Index	19.34%
S&P/BNY Emerging 50 ADR Index (USD)	22.36%
S&P MidCap 400 <sup>®</sup> Index	22.34%
U.S. Dollar Index	6.19%

For additional details about fund performance over periods longer than a single day for the Geared ProFunds, please see the SAI.

#### • What it means to you

Daily objective Geared Funds, if used properly and in conjunction with the investor's view on the future direction and volatility of the markets, can be useful tools for investors who want to manage their exposure to various markets and market segments and who are willing to monitor and/or periodically rebalance their portfolios (which will possibly trigger transaction costs and tax consequences). However, investors considering these Funds should understand that they are designed to provide a positive or negative multiple of a benchmark on a daily basis and not for greater periods of time. As a result, Fund returns will likely not be a simple multiple, inverse or inverse multiple (e.g., 2x, -1x, -2x) of a benchmark's return for time periods longer than a single day.

Additionally, investors should recognize that the degree of volatility of a Fund's benchmark can have a dramatic effect on a Fund's longer-term performance. The more volatile a benchmark, the more a Fund's longer-term performance will

negatively deviate from a simple multiple, inverse or inverse multiple (e.g., 2x, -1x, -2x) of its benchmark's longer-term return. It is even possible that, over periods longer than a single day, a Fund's performance may move in a different direction than the benchmark's performance.

#### Additional Information Regarding Principal Risks

Like all investments, investing in a Fund entails risks. The factors most likely to have a significant impact on a Fund's portfolio are called "principal risks." The principal risks for each Fund are described in each Fund's Summary Prospectus and additional information regarding certain of these risks, as well as information related to other potential risks to which a Fund may be subjected, is provided below. The principal risks are intended to provide information about the factors likely to have a significant adverse impact on a Fund's returns and consequently the value of an investment in a Fund. The risks are presented in an order intended to facilitate readability and their order does not imply that the realization of one risk is more likely to occur than another risk or likely to have a greater adverse impact than another risk.

Some of the risks described below apply to all Funds, while others are specific to the investment strategies of certain Funds. Please see "Principal Investment Risks" in each Fund's Summary Prospectus for more detail about the principal risks applicable to each Fund. The Statement of Additional Information ("SAI") contains additional information about each Fund, investment strategies and related risks. Each Fund may be subject to other risks in addition to those identified as principal risks.

- **Risks Associated with the Use of Derivatives** — A Fund may obtain exposure through derivatives (including investing in: swap agreements; futures contracts; options on futures contracts; securities and indexes; forward contracts; and similar instruments). Investing in derivatives may be considered aggressive and may expose a Fund to risks different from, or possibly greater than, the risks associated with investing directly in the reference asset(s) underlying the derivative (e.g., the securities contained in a Fund's index). The use of derivatives may result in larger losses or smaller gains than directly investing in securities. The risks of using derivatives include: 1) the risk that there may be imperfect correlation between the price of the financial instruments and movements in the prices of the reference asset(s); 2) the risk that an instrument is mispriced; 3) credit or counterparty risk on the amount a Fund expects to receive from a counterparty; 4) the risk that securities prices, interest rates and currency markets will move adversely and a Fund will incur significant losses; 5) the risk that the cost of holding a financial instrument might exceed its total return; and 6) the possible absence of a liquid secondary market for a particular instrument and possible exchange imposed price fluctuation limits, either of which may make it difficult or impossible to adjust a Fund's position in a particular instrument when desired. Each of these factors may prevent a Fund from

achieving its investment objective and may increase the volatility (i.e., fluctuations) of the Fund's returns. Because derivatives often require limited initial investment, the use of derivatives also may expose a Fund to losses in excess of those amounts initially invested.

In addition, a Fund may use a combination of swaps on an underlying index and swaps on an ETF that is designed to track the performance of that index. The performance of an ETF may not track the performance of its underlying index due to embedded costs and other factors. Thus, to the extent a Fund invests in swaps that use an ETF as the reference asset, the Fund may be subject to greater correlation risk and may not achieve as high a degree of correlation with its index as it would if the Fund only used swaps on the underlying index.

Moreover, with respect to the use of swap agreements, if an index has a dramatic intraday move that causes a material decline in a Fund's net assets, the terms of a swap agreement between the Fund and its counterparty may permit the counterparty to immediately close out the transaction with the Fund. In that event, the Fund may be unable to enter into another swap agreement or invest in other derivatives to achieve the desired exposure consistent with the Fund's investment objective. This, in turn, may prevent the Fund from achieving its investment objective, even if the index reverses all or a portion of its intraday move by the end of the day. Any costs associated with using derivatives will also have the effect of lowering the Fund's return.

- **Leverage Risk** — Funds may utilize leverage (i.e., obtain investment exposure in excess of their assets) in seeking to achieve their investment objective and will lose more money in market environments adverse to their daily objective than similar funds that do not employ leverage. Because certain Funds include either a -2x or 2x multiplier, a 1.5x multiplier or a -1.25x or 1.25x multiplier, a single day adverse price movement of more than 50%, 67% or 80%, respectively, in a relevant benchmark, could result in the total loss of an investor's investment.
- **Compounding Risk** — Most of the Funds are "geared" funds (each a "Geared Fund," and collectively the "Geared Funds") in the sense that each has an investment objective to match a multiple, the inverse, or an inverse multiple of the performance of a benchmark on a single day. A "single day" is measured from the time a Fund calculates its NAV to the time of the Fund's next NAV calculation. These Funds are subject to all of the correlation risks described above. In addition, because the Funds have a single day investment objective, for periods greater than one day, the effect of compounding may cause each Fund's performance to vary from the benchmark performance (or the inverse of the benchmark performance) times the stated multiple in the Fund's investment objective, as applicable, before accounting for fees and Fund expenses. As explained in greater detail in the following section, as a result of compounding, Geared Funds are unlikely to provide a

simple multiple (i.e., 2x, 1.5x, 1.25x, -1x, -1.25x, -2x) of a benchmark's return over periods longer than a single day.

**For additional graphs and charts demonstrating the effects of Index or Benchmark volatility and Index or Benchmark performance on the long-term performance of the Fund, see "Understanding the Risk and Long-Term Performance of Daily Objective Funds — The Impact of Compounding" above and "Special Note Regarding the Correlation Risks of Geared Funds" in the Fund's Statement of Additional Information.**

- **Correlation Risk** — There is no guarantee that a Fund will achieve a high degree of correlation with its benchmark. Failure to achieve a high degree of correlation may prevent a Fund from achieving its investment objective, and the percentage change of the Fund's net asset value ("NAV") each day may differ, perhaps significantly, from the percentage change of the Fund's benchmark on such day. This may be due, among other reasons, to the impact of a limited trading market in the underlying component securities on the calculation of the benchmark. A number of other factors may adversely affect a Fund's correlation with its benchmark, including material over- or underexposure, fees, expenses, transaction costs, financing costs associated with the use of derivatives, income items, valuation methodology, infrequent trading in the securities underlying its benchmark, accounting standards and disruptions or illiquidity in the markets for the financial instruments in which the Fund invests. The Fund may not have investment exposure to all financial instruments in the Index, or its weighting of investment exposure to financial instruments may be different from that of the Index. In addition, the Fund may invest in financial instruments not included in the Index. Each Fund may take or refrain from taking positions in order to improve tax efficiency or comply with regulatory restrictions, either of which may negatively affect the Fund's correlation with its benchmark. A Fund may be subject to large movements of assets into and out of the Fund, potentially resulting in the Fund being over- or underexposed to its benchmark and may be impacted by index reconstitutions and index rebalancing events. Additionally, a Fund's underlying holdings or reference assets may trade on markets that may not be open on the same day as the Fund, which may cause a difference between the changes in the daily performance of the Fund and changes in the level of the Index.

Each (other than the Classic ProFunds VP, the Sector ProFunds VP, ProFund VP Falling U.S. Dollar, and ProFund VP Government Money Market) seeks to rebalance its portfolio daily to keep its leveraged, inverse or inverse leveraged exposure to the benchmark consistent with its daily investment objective.

- **Counterparty Risk** — A Fund will be subject to credit risk (i.e., the risk that a counterparty is unwilling or unable to make timely payments or otherwise meet its contractual obligations) with respect to the amount the Fund expects to

receive from counterparties financial instruments (including derivatives and repurchase agreements) entered into by the Fund. A Fund generally structures the agreements such that either party can terminate the contract without penalty prior to the termination date. If a counterparty terminates a contract, a Fund may not be able to invest in other derivatives to achieve the desired exposure, or achieving such exposure may be more expensive. A Fund may be negatively impacted if a counterparty becomes bankrupt or otherwise fails to perform its obligations under such an agreement. A Fund may experience significant delays in obtaining any recovery in a bankruptcy or other reorganization proceeding and a Fund may obtain only limited recovery or may obtain no recovery in such circumstances. In order to attempt to mitigate potential counterparty credit risk, a Fund typically enters into transactions with major financial institutions. A Fund also seeks to mitigate risks by generally requiring that the counterparties agree to post collateral for the benefit of the Fund, marked to market daily, in an amount approximately equal to what the counterparty owes the Fund, subject to certain minimum thresholds. To the extent any such collateral is insufficient or there are delays in accessing the collateral, a Fund will be exposed to the risks described above, including possible delays in recovering amounts as a result of bankruptcy proceedings.

The counterparty to a cleared swap agreement and/or exchange-traded futures contract is subject to the credit risk of the clearing house and the futures commission merchant ("FCM") through which it holds its position. Specifically, the FCM or the clearing house could fail to perform its obligations, causing significant losses to the Fund. For example, a Fund could lose margin payments it has deposited with an FCM as well as any gains owed but not paid to the Fund, if the FCM or clearing house becomes insolvent or otherwise fails to perform its obligations. Credit risk of market participants with respect to derivatives that are centrally cleared is concentrated in a few clearing houses and it is not clear how an insolvency proceeding of a clearing house would be conducted and what impact an insolvency of a clearing house would have on the financial system. Under current Commodity Futures Trading Commission ("CFTC") regulations, a FCM maintains customers' assets in a bulk segregated account. If a FCM fails to do so, or is unable to satisfy a substantial deficit in a customer account, its other customers may be subject to risk of loss of their funds in the event of that FCM's bankruptcy. In that event, in the case of futures and options on futures, the FCM's customers are entitled to recover, even in respect of property specifically traceable to them, only a proportional share of all property available for distribution to all of that FCM's customers. In addition, if the FCM does not comply with the applicable regulations, or in the event of a fraud or misappropriation of customer assets by the FCM, a Fund could have only an unsecured creditor claim in an insolvency of the FCM with respect to the margin held by the FCM. FCMs are also required

to transfer to the clearing house the amount of margin required by the clearing house, which amount is generally held in an omnibus account at the clearing house for all customers of the FCM. In certain cases with respect to cleared swaps, the FCM may also transfer any excess initial margin posted by a Fund to the clearing house. Regulations promulgated by the CFTC require that the FCM notify the clearing house of the excess initial margin provided the FCM to the clearing house that is attributable to each customer. However, if the FCM does not accurately report a Fund's initial margin, the Fund is subject to the risk that a clearing house will use the assets attributable to it in the clearing house's omnibus account to satisfy payment obligations a defaulting customer of the FCM has to the clearing house. In addition, a Fund may enter into swap agreements with a limited number of counterparties, which may increase the Fund's exposure to counterparty credit risk. A Fund does not specifically limit its counterparty risk with respect to any single counterparty. Further, there is a risk that no suitable counterparties are willing to enter into, or continue to enter into, transactions with a Fund and, as a result, a Fund may not be able to achieve its investment objective. Contractual provisions and applicable law may prevent or delay a Fund from exercising its rights to terminate an investment or transaction with a financial institution experiencing financial difficulties, or to realize on collateral, and another institution may be substituted for that financial institution without the consent of the Fund. If the credit rating of a derivatives counterparty declines, a Fund may nonetheless choose or be required to keep existing transactions in place with the counterparty, in which event the Fund would be subject to any increased credit risk associated with those transactions. Also, in the event of a counterparty's (or its affiliate's) insolvency, the possibility exists that a Fund's ability to exercise remedies, such as the termination of transactions, netting of obligations and realization on collateral, could be stayed or eliminated under special resolution regimes adopted in the United States, the European Union and various other jurisdictions. Such regimes provide government authorities with broad authority to intervene when a financial institution is experiencing financial difficulty. In particular, the regulatory authorities could reduce, eliminate, or convert to equity the liabilities to a Fund of a counterparty who is subject to such proceedings in the European Union (sometimes referred to as a "bail in").

- **Concentration and Focused Investing** — An index may concentrate (i.e., may be composed of securities that represent 25 percent or more of the value of the index) or focus (i.e., may be composed of securities that represent a substantial portion of its value, but less than 25 percent) in an industry or group of industries. A Fund will allocate its investments to approximately the same extent as its index. As a result, the a Fund may be subject to greater market fluctuations than a fund that is more broadly invested across industries. Financial, economic, business, regulatory conditions, and other developments affecting issuers in a



particular industry or group of industries will have a greater effect on a Fund, and if securities of the particular industry or group of industries as a group fall out of favor, a Fund could underperform, or its net asset value may be more volatile than, funds that have greater industry diversification.

- **Automobiles & Components Industry Risk** — The risks of investments in the industry include: cyclicity of revenues and earnings, with potential of periodic operating losses; labor relations and fluctuating component prices; significant capital expenditures in automotive technologies (e.g., autonomous vehicle technologies) that may not generate profits for several years, if ever; and adverse effects from governmental policies, such as taxes, tariffs, duties, subsidies, and import and export restrictions. While most of the major automotive manufacturers are large companies, certain others may be non-diversified in both product line and customer base and may be more vulnerable to certain events that may negatively impact the industry.
- **Banks Industry Risk** — The risks of investments in the industry include: extensive governmental regulation and/or nationalization that affects the scope of their activities, the prices they can charge and the amount of capital they must maintain; adverse effects on profitability due to increases in interest rates or loan losses (which usually increase in economic downturns, which could lead to insolvency or other negative consequences); severe price competition; economic conditions; credit rating downgrades; and increased inter-sector consolidation and competition. This sector has experienced significant losses in the recent past, and the impact of more stringent capital requirements and of recent or future regulation on any individual bank or on the sector as a whole cannot be predicted. The banks industry may also be affected by risks that affect the broader financial services industry.
- **Capital Goods Industry Risk** — The risks of investments in the industry include: fluctuations in the business cycle, heavy dependence on corporate spending and by other factors affecting manufacturing demands. The capital goods industry may perform well during times of economic expansion, and as economic conditions worsen, the demand for capital goods may decrease due to weakening demand, worsening business cash flows, tighter credit controls and deteriorating profitability. During times of economic volatility, corporate spending may fall and adversely affect the capital goods industry. The capital goods industry may also be affected by changes in interest rates, corporate tax rates and other government policies. Many capital goods are sold internationally, and such companies are subject to market conditions in other countries and regions.
- **Communication Services Industry Risk** — The risk of investments in the industry include: the potential obsolescence of products and services due to increasing competition from the innovation of competitors; increased research and development costs and capital requirements to formulate new products and services that utilize new technology; pricing new and existing products to match or beat industry competitors, shifting demographics and changes to consumer taste, which can negatively impact profitability; and regulation by the Federal Communications Commission, and various state regulatory authorities. Companies in the communication services industry may be more susceptible to cybersecurity issues than companies in other industries, including hacking, theft of proprietary or consumer information, and disruptions in service.
- **Consumer Discretionary Industry Risk** — The risks of investments in the industry include: the fact that securities prices and profitability may be tied closely to the performance of the domestic and international economy, interest rates, competition and consumer confidence; heavy dependence on disposable household income and consumer spending; severe competition; and changes in demographics and consumer tastes, which can affect the success of consumer products.
- **Consumer Durables and Apparel Industry Risk** — The risks of investments in the industry include: performance of the economy overall, interest rates, competition, consumer confidence and spending, cyclicity of revenues and earnings, changing consumer demands, regulatory restrictions, product liability, litigation, environmental regulation and transportation and distribution costs. Companies in this industry are subject to heavy dependence on disposable household income and consumer spending, changes in consumer demographics and consumer tastes.
- **Consumer Services Industry Risk** — The risks of investments in the industry include: the fact that securities prices and profitability may be tied closely to the performance of the domestic and international economy, interest rates, competition and consumer confidence; heavy dependence on disposable household income and consumer spending; severe competition; and changes in demographics and consumer tastes.
- **Consumer Staples Industry Risk** — The risks of investments in the industry include: governmental regulation affecting the permissibility of using various food additives and production methods that could affect profitability; new laws or litigation that may adversely affect tobacco companies; fads, marketing campaigns and other factors affecting supply and demand that may strongly affect securities prices and profitability of food, soft drink and fashion related products; and international events that may affect food and beverage companies that derive a substantial portion of their net income from foreign countries.
- **Diversified Financials Industry Risk** — The risks of investments in the industry include: changes in credit ratings, interest rates, loan losses, the performance of credit and financial markets and the availability and cost of capital funds;

and adverse effects from governmental regulation and oversight. The diversified financials industry may also be affected by risks that affect the broader financials industry.

- **Energy Industry Risk** — The risks of investments in the industry include: effects on profitability from changes in worldwide energy prices and exploration, and production spending; adverse effects from changes in exchange rates, government regulation, world events, international conflicts or threat of conflicts and economic conditions; market, economic and political risks of the countries where energy companies are located or do business; the fact that the value of regulated utility debt instruments (and, to a lesser extent, equity securities) tends to have an inverse relationship to the movement of interest rates; and risk for environmental damage claims. The energy industry has recently experienced significant volatility due to dramatic changes in the prices of energy commodities, and it is possible that such volatility will continue in the future.
- **Financials Industry Risk** — The risks of investments in the industry include: extensive governmental regulation and/or nationalization that affects the scope of their activities, the prices they can charge and the amount of capital they must maintain; adverse effects from increases in interest rates; effects on profitability by loan losses, which usually increase in economic downturns; the severe competition to which banks, insurance, and financial services companies may be subject; and increased inter-sector consolidation and competition in the financials industry. The impact of more stringent capital requirements, recent or future regulation on any individual financial company or recent or future regulation on the financials industry as a whole cannot be predicted.
- **Food, Beverage and Tobacco Industry Risk** — The risks of investments in the industry include: changes in demand for products, demographic and product trends and general economic conditions; effects of competitive pricing, environmental factors, marketing campaigns and consumer boycotts; and adverse effects from governmental regulation and oversight. The tobacco industry may also be affected by additional risks, including: smoking and health litigation; governmental and private bans and restrictions on smoking; and actual and proposed price controls on tobacco products. The food, beverage and tobacco industry may also be affected by risks that affect the broader consumer staples industry.
- **Health Care Industry Risk** — The risks of investments in the industry include: heavy dependence on patent protection, with profitability affected by the expiration of patents; expenses and losses from extensive litigation based on product liability and similar claims; competitive forces that may make it difficult to raise prices and, in fact, may result in price discounting; the long and costly process for obtaining new product approval by the Food and Drug Administration; the difficulty health care providers may have obtaining staff to deliver service; susceptibility to product obsolescence; and thin capitalization and limited product lines, markets and financial resources or personnel.
- **Health Care Equipment and Services Industry Risk** — The risks of investments in the industry include: increased emphasis on the delivery of health care through outpatient services, limited product lines for health care equipment may cause companies to increase expenditures for the research and development of new products, technological advances, new market developments and regulatory changes in the health care industry can increase research and development, marketing and sales costs.
- **Household and Personal Products Industry Risk** — The risks of investments in the industry include: performance of the economy overall, interest rates, competition, consumer confidence and spending, cyclicalities of revenues and earnings, changing consumer demands, regulatory restrictions, product liability, litigation, environmental regulation and transportation and distribution costs. Companies in this industry can perform differently than the overall market and their success may depend significantly on disposable household income and consumer spending. Changes in demographics and consumer tastes can also affect the demand for and success of, consumer products.
- **Industrials Industry Risk** — The risks of investments in the industry include: effects on stock prices by supply and demand both for their specific product or service and for industrials industry products in general; decline in demand for products due to rapid technological developments and frequent new product introduction; effects on securities prices and profitability from government regulation, world events and economic conditions; and risks for environmental damage and product liability claims.
- **Information Technology Industry Risk** — Securities of information technology companies may be subject to greater volatility than stocks of companies in other market sectors. Like other technology companies, information technology companies may be affected by intense competition, obsolescence of existing technology, general economic conditions and government regulation and may have limited product lines, markets, financial resources or personnel. Information technology companies may experience dramatic and often unpredictable changes in growth rates and competition for qualified personnel. These companies also are heavily dependent on patent and intellectual property rights, the loss or impairment of which may adversely affect profitability. A small number of companies represent a large portion of the information technology industry as a whole. The Fund is also subject to risks faced by companies in the internet software and services industry group to the same extent the Index is concentrated in the industry.
- **Materials Industry Risk** — The risks of investments in the industry include: adverse effects from commodity price volatility, exchange rates, import controls and increased

competition; the possibility that production of industrial materials will exceed demand as a result of overbuilding or economic downturns, leading to poor investment returns; risk for environmental damage and product liability claims; and adverse effects from depletion of resources, technical progress, labor relations and government regulations.

- **Media and Entertainment Industry Risk** — Media and entertainment companies within the Communication Services industry are impacted by the high costs of research and development of new content and services in an effort to stay relevant in a highly competitive industry. In addition, media and entertainment companies are challenged by the changing tastes, topical interests and discretionary income of their targeted consumers. With the advancement of streaming technology, sales of content through physical formats (such as DVD and Blu-ray) and traditional content delivery services (such as cable TV providers and satellite dish operators) are declining in popularity as consumers increasingly opt to purchase digital content that is customizable, less expensive and takes up less physical space. The media and entertainment industry is regulated and changes to rules regarding advertising and the content produced by media and entertainment companies can increase overall production and distribution costs.
- **Pharmaceuticals, Biotechnology, and Life Sciences Industry Risk** — The risks of investments in the industry include: heavy dependence on patents and intellectual property rights, with profitability affected by the loss or impairment of such rights; risks of new technologies and competitive pressures; large expenditures on research and development of products or services that may not prove commercially successful or may become obsolete quickly; regulations and restrictions imposed by the Food and Drug Administration, the Environmental Protection Agency, state and local governments, and foreign regulatory authorities; and thin capitalization and limited product lines, markets, financial resources or personnel. Moreover, stock prices of biotechnology companies are very volatile, particularly when their products are up for regulatory approval and/or under regulatory scrutiny. The biotechnology sector may also be affected by risks that affect the broader health care industry, including expenses and losses from extensive litigation on product liability and similar claims. The pharmaceuticals sector may also be affected by risks that affect the broader health care industry, including: heavy dependence on patent protection, with profitability affected by the expiration of patents; competitive forces that may make it difficult to raise prices and, in fact, may result in price discounts; and thin capitalization and limited product lines, markets and financial resources or personnel.
- **Real Estate Industry Risk** — Investing in securities of real estate companies includes risks such as: fluctuations in the value of the underlying properties; periodic overbuilding and market saturation; changes in general and local economic conditions; changes in demographic trends, such as population shifts or changing tastes and values; concentration in a particular geographic region or property type; catastrophic events such as earthquakes, hurricanes and terrorist acts; casualty or condemnation losses; decreases in market rates for rents; increased competition; increases in property taxes, interest rates, capital expenditures, or operating expenses; changes in the availability, cost and terms of mortgage funds; defaults by borrowers or tenants; and other economic, political or regulatory occurrences, including the impact of changes in environmental laws, that may affect the real estate industry.
- **Retailing Industry Risk** — The risks of investments in the industry include: changes in domestic and international economies, consumer confidence, disposable household income and spending, and consumer tastes and preferences; intense competition; changing demographics; marketing and public perception; dependence on third-party suppliers and distribution systems; intellectual property infringement; legislative or regulatory changes and increased government supervision; thin capitalization; dependence on a relatively few number of business days to achieve overall results; and dependence on outside financing, which may be difficult to obtain.
- **Semiconductors and Semiconductor Equipment Industry Risk** — The risks of investments in the industry include: intense competition, both domestically and internationally, including competition from subsidized foreign competitors with lower production costs; wide fluctuations in securities prices due to risks of rapid obsolescence of products; economic performance of the customers of semiconductor companies; their research costs and the risks that their products may not prove commercially successful; capital equipment expenditures that could be substantial and suffer from rapid obsolescence; and thin capitalization and limited product lines, markets, financial resources or personnel. The semiconductors sector may also be affected by risks that affect the broader technology sector, including: government regulation; dramatic and often unpredictable changes in growth rates and competition for qualified personnel; heavy dependence on patent and intellectual property rights, the loss or impairment of which may adversely affect profitability; and a small number of companies representing a large portion of the technology sector as a whole.
- **Software and Services Industry Risk** — The risks of investments in the industry include: competitive pressures, such as aggressive pricing (including fixed-rate pricing), technological developments (including product-specific technological change), changing domestic demand, and the ability to attract and retain skilled employees; availability and price of components; dependence on intellectual property rights, and potential loss or impairment of those rights; research and development costs; rapid product obsolescence; cyclical market patterns; evolving industry standards; and

frequent new product introductions requiring timely and successful introduction of new products and the ability to service such products. The software and services industry may also be affected by risks that affect the broader information technology industry.

- **Technology Industry Risk** — The Fund is subject to risks faced by companies in the technology industry to the same extent the Index is concentrated in the industry. Securities of technology companies may be subject to greater volatility than stocks of companies in other market sectors. Technology companies may be affected by intense competition, obsolescence of existing technology, general economic conditions and government regulation and may have limited product lines, markets, financial resources or personnel. Technology companies may experience dramatic and often unpredictable changes in growth rates and competition for qualified personnel. These companies also are heavily dependent on patent and intellectual property rights, the loss or impairment of which may adversely affect profitability.
- **Technology Hardware and Equipment Industry Risk** — The risks of investments in the industry include: effects from industry competition, evolving industry standards and obsolescence of products; government regulation; changes in costs of components and ability to attract and maintain skilled employees; and dependence on intellectual property rights. Stocks of technology companies and companies that rely heavily on technology, especially those of smaller, less-seasoned companies, tend to be more volatile than the overall market. The technology hardware and equipment industry may also be affected by risks that affect the broader information technology industry.
- **Telecommunication Services Industry Risk** — The risks of investments in the industry include: a telecommunications market characterized by increasing competition and regulation by the Federal Communications Commission and various state regulatory authorities; the need to commit substantial capital to meet increasing competition, particularly in formulating new products and services using new technology; and technological innovations that may make various products and services obsolete.
- **Utilities Industry Risk** — The risks of investments in the industry include: review and limitation of rates by governmental regulatory commissions; the fact that the value of regulated utility debt instruments (and, to a lesser extent, equity securities) tends to have an inverse relationship to the movement of interest rates; the risk that utilities may engage in riskier ventures where they have little or no experience; as deregulation allows utilities to diversify outside of their original geographic regions and their traditional lines of business and greater competition as a result of deregulation, which may adversely affect profitability due to lower operating margins, higher costs and diversification into unprofitable business lines.

- **Debt Instrument Risk** — Debt instruments may have varying levels of sensitivity to changes in interest rates and other factors. Typically, the prices of outstanding debt instruments fall when interest rates rise. Without taking into account other factors, the prices of debt instruments with longer maturities may fluctuate more in response to interest rate changes than those of debt instruments with shorter maturities. In addition, changes in the credit quality of the issuer of a debt instrument (including a default) can also affect the price of a debt instrument. Many types of debt instruments are subject to prepayment risk, which is the risk that the issuer of the security will repay principal (in part or in whole) prior to the maturity date. Debt instruments allowing prepayment may offer less potential for gains during a period of declining interest rates, as a Fund may be required to reinvest the proceeds received at lower interest rates. Callable bonds may also have lower sensitivity to interest rate declines than non-callable bonds or Treasury Securities. Such factors may cause the value of an investment in the Fund to change. Debt markets can be volatile and the value of instruments correlated with these markets may fluctuate dramatically from day to day. Debt instruments in the Index may underperform other debt instruments that track other markets, segments and sectors.

ProFund VP Rising Rates Opportunity is inversely correlated to bond prices and will typically respond differently to the above factors than would a Fund positively correlated to bond prices, such as ProFund VP U.S. Government Plus.

- **Foreign Investments Risk** — Certain factors related to investment in securities of foreign issuers or other investments that provide a Fund with exposure to foreign issuers (collectively, “foreign investments”) may prevent a Fund from achieving its goals. These factors may include the effects of: (i) fluctuations in the value of the local currency versus the U.S. dollar and the uncertainty associated with the cost of converting between various currencies, even if a Fund attempts to hedge against its currency exposure; (ii) differences in settlement practices, as compared to U.S. investments, or delayed settlements in some foreign markets; (iii) the uncertainty associated with evidence of ownership of investments in many foreign countries, which may lack the centralized custodial services and rigorous proofs of ownership required by many U.S. investments; (iv) possible regulation of, or other limitations on, investments by U.S. investors in foreign investments; (v) brokerage commissions and fees and other investment related costs that may be higher than those applicable to U.S. investments; (vi) the possibility that a foreign government may withhold portions of interest and dividends at the source; (vii) taxation of income earned in foreign nations or other taxes imposed with respect to investments in foreign nations; (viii) changes in the denomination currency of a foreign investment, (ix) foreign exchange controls, which may include suspension of the ability to transfer currency from a given country; (x) less



publicly available information about foreign issuers; and (xi) less certain legal systems in which the Fund may encounter difficulties or be unable to pursue legal remedies.

In addition, markets for foreign investments are usually less liquid, more volatile and significantly smaller than markets for U.S. securities, which may affect, among other things, a Fund's ability to obtain exposure to those foreign investments at appropriate times and prices. Because of differences in settlement times and/or foreign market holidays, transactions in a foreign market may take place one or more days after the necessary exposure to these investments is determined. Until the transactions are effected, the Fund is exposed to increased foreign currency risk and market risk and, ultimately, increased correlation risk.

A Fund's performance also may be affected by factors related to its ability to obtain information about foreign investments. In many foreign countries, there is less publicly available information about issuers than is available in reports about U.S. issuers. Markets for foreign investments are usually not subject to the degree of government supervision and regulation that exists for U.S. investments. Foreign issuers are not generally subject to uniform accounting, auditing and financial reporting standards, and auditing practices and requirements may not be comparable to those applicable to U.S. issuers. The Public Company Accounting Oversight Board, which regulates auditors of U.S. public companies, is unable to inspect audit work papers in certain foreign countries. Furthermore, the issuers of foreign investments may be closely controlled by a small number of families, institutional investors or foreign governments whose investment decisions might be difficult to predict. To the extent a Fund's assets are exposed to contractual and other legal obligations in a foreign country, (e.g., swap agreements with foreign counterparties), these factors may affect the Fund's ability to achieve its investment objective. A Fund may encounter difficulties or be unable to pursue legal remedies and obtain judgments in foreign courts. In some countries, information about decisions of the judiciary, other government branches, regulatory agencies and tax authorities may be less transparent than decisions by comparable institutions in the U.S., particularly in countries that are politically dominated by a single party or individual. Moreover, enforcement of such decisions may be inconsistent or uncertain. Investors in foreign countries often have limited rights and few practical remedies to pursue shareholder claims, including class actions or fraud claims and the ability of the U.S. Securities and Exchange Commission, the U.S. Department of Justice and other authorities to bring and enforce actions against foreign issuers or foreign persons is limited.

Foreign investments also may be more susceptible to political, social, economic and regional factors than may be the case for U.S. securities. These factors include the effect of: (i) expropriation, nationalization or confiscatory taxation of foreign investments; (ii) changes in credit conditions related

to foreign counterparties, including foreign governments and foreign financial institutions; (iii) trade barriers, exchange controls, managed adjustments in relative currency values and other protectionist measures; and (iv) issues related to multi-national currency arrangements; and (v) increased correlation between the value of foreign investments and changes in the commodities markets.

- **Special Considerations About Emerging Market Countries**

— Because foreign investments of a Fund may include issuers domiciled in developing or “emerging market” countries, the aforementioned factors are heightened and foreign investments risk is higher. Economic, business, political or social instability may adversely affect the value of emerging market securities more acutely than securities tied to developed foreign market countries. Emerging markets are riskier than more developed markets because they may develop unevenly or may never fully develop. Investments in emerging market countries are considered speculative.

- **Political and Social Risk** — Some governments in emerging markets countries are authoritarian in nature or have been installed or removed as a result of military coups, and some governments have periodically used force to suppress civil dissent. Disparities of wealth, the pace and success of democratization, and ethnic, religious and racial disaffection, have also led to social unrest, violence and/or labor unrest in some emerging market countries. Unanticipated political or social developments may result in sudden and significant investment losses. Also, investing in emerging market countries involves a great risk of loss due to expropriation, nationalization, confiscation of assets and property or the imposition of restrictions on foreign investments and repatriation of capital invested by certain emerging market countries.
- **Economic Risk** — Some emerging market countries have experienced currency devaluations and substantial (and, in some cases, extremely high) rates of inflation, while others have experienced economic recessions causing a negative effect on the economies and securities markets of such emerging countries. Further, economies in emerging market countries generally are dependent heavily upon commodity prices and international trade and, accordingly, may be affected adversely by the economies of their trading partners, trade barriers, exchange controls, managed adjustments in relative currency values, and may suffer from extreme and volatile debt burdens or inflation rates.
- **Market Risk** — Some emerging market countries may have inefficient and underdeveloped financial markets and therefore may lack the infrastructure necessary to attract large amounts of foreign trade and investment. As a result, emerging market issuers may have limited access to reliable sources of capital. Inefficient markets



combined with less sophisticated regulatory oversight may also mean that securities traded in emerging markets are more susceptible to market manipulation by other market participants. Furthermore, legal principles relating to standards of corporate governance and directors' fiduciary duties may differ from and/or not be as extensive or protective as those that apply in the U.S.

- **Geographic Concentration Risk** — Funds that focus their investments in companies economically tied to particular foreign countries or geographic regions may be particularly susceptible to economic, political or regulatory events affecting those countries or regions. In addition, currency devaluations or other declines in the value of their currency could occur in foreign countries that have not yet experienced currency devaluation or declines to date, or could continue to occur in foreign countries that have already experienced such devaluations or declines. As a result, funds that focus their investments in companies economically tied to a particular foreign geographic region or country may be more volatile than a more geographically diversified fund.
- **Asian Investments Risk** — Investments in securities of issuers in certain Asian countries involve risks that are specific to Asia, including certain legal, regulatory, political and economic risks. Certain Asian countries have experienced expropriation and/or nationalization of assets, confiscatory taxation, political instability, armed conflict and social instability as a result of religious, ethnic, socio-economic and/ or political unrest. Some economies in this region are dependent on a range of commodities, and are strongly affected by international commodity prices and particularly vulnerable to price changes for these products. The market for securities in this region may also be directly influenced by the flow of international capital, and by the economic and market conditions of neighboring countries. Many Asian economies have experienced rapid growth and industrialization, and there is no assurance that this growth rate will be maintained. Some Asian economies are highly dependent on trade and economic conditions in other countries can impact these economies.
- **Chinese Investments Risk** — Investments in securities of issuers in China include risks such as, but are not limited to, less developed or less efficient trading markets; heightened risk of inefficiency, volatility and pricing anomalies of portfolio holdings resulting from government control of markets; currency fluctuations or blockage; nationalization of assets; limits on repatriation; uncertainty surrounding trading suspensions; a lack of publicly available information (as compared to many other countries); and natural disasters particularly likely to occur in China. Changes in Chinese government policy and economic growth rates could significantly affect local markets and the entire Greater China region. China has yet to develop comprehensive securities, corporate, or commercial laws, and its economy is experiencing a relative slowdown. China is an emerging

market and demonstrates significantly higher volatility from time to time in comparison to developed markets. Internal social unrest or confrontations with neighboring countries may also disrupt economic development in China and result in a greater risk of currency fluctuations, currency non-convertibility, interest rate fluctuations, and higher rates of inflation. Investments in securities of Chinese companies are subject to China's heavy dependence on exports. Reductions in spending on Chinese products and services, institution of tariffs or other trade barriers, including as a result of heightened trade tensions between China and the United States, or a downturn in any of the economies of China's key trading partners may have an adverse impact on the Chinese economy and the values of Chinese companies. Significant portions of the Chinese securities markets may become rapidly illiquid, as Chinese issuers have the ability to suspend the trading of their equity securities and have shown a willingness to exercise that option in response to market volatility and other events. The liquidity of Chinese securities may shrink or disappear suddenly and without warning as a result of adverse economic, market or political events, or adverse investor perceptions, whether or not accurate.

- **European Investments Risk** — Many countries are members of the European Union (the "EU") and all European countries may be significantly affected by EU policies and may be highly dependent on the economies of their fellow members. The European financial markets have experienced significant volatility and several European countries have been adversely affected by unemployment, budget deficits and economic downturns. In addition, several European countries have experienced credit rating downgrades, rising government debt levels and, for certain European countries (including Spain, Portugal, Ireland and Italy), weaknesses in sovereign debt. These events, along with decreasing imports or exports, changes in governmental or EU regulations on trade, the default or threat of default by a European country on its sovereign debt, an economic recession in a European country, or the threat of a European country to leave the EU may have a significant adverse effect on the affected European country, issuers in the affected European country, the economies of other European countries, or their trading partners. Such events, or even the threat of these events, may cause the value of securities issued by issuers in such European countries to fall, in some cases drastically. These events may also cause further volatility in the European financial markets. To the extent that the Fund's assets are exposed to investments from issuers in European countries or denominated in euro, their trading partners, or other European countries, these events may negatively impact the performance of the Fund.
- **Japanese Investments Risk** — Investments in Japan are subject to risks including, but not limited to (i) political, economic, or social instability in Japan; (ii) risks associated with Japan's large government deficit; (iii) natural disasters particularly likely to occur in Japan; (iv) risks associated with

an increasingly aging and declining population that is likely to strain Japan's social welfare and pension systems; and (v) relatively high unemployment. Since the year 2000, Japan's economic growth rate has remained relatively low. As an island nation Japan has limited natural resources and land area, and the Japanese economy is heavily dependent on international trade and reliant on imports for its commodity needs. Fluctuations or shortages in the commodity markets may negatively impact the Japanese economy. Slowdowns in the U.S. and/or China and other Southeast Asian countries, including economic, political or social instability in such countries, could have a negative impact on Japan. Because of its trade dependence, the Japanese economy is particularly exposed to the risks of currency fluctuation, foreign trade policy and regional and global economic disruption, including the risk of increased tariffs, embargoes, and other trade limitations. Strained relationships between Japan and its neighboring countries, including China, South Korea and North Korea, based on historical grievances, territorial disputes, and defense concerns, may also inject uncertainty into Japanese markets. As a result, additional tariffs, other trade barriers, or boycotts may have an adverse impact on the Japanese economy.

- **The Netherlands Investments Risk** — Investment in the Netherlands are subject to risks including: regulatory, political, currency, security, and economic risk specific to the Netherlands and the countries that use the euro. Among other things, the Netherlands' economy is heavily dependent on trading relationships with certain key trading partners, including Germany, Belgium, the U.K., France, and Italy. Future changes in the price or the demand for Dutch products or services by these countries or changes in these countries' economies, trade regulations or currency exchange rates could adversely impact the Dutch economy and the issuers to which the Fund has exposure. The Dutch economy relies on export of financial services to other European countries.
- **Taiwan Investment Risk** — Investments in Taiwan are subject to risks, including, but not limited to, legal, regulatory, political, currency and economic risks that are specific to Taiwan. Specifically, Taiwan's geographic proximity and history of political contention with China have resulted in ongoing tensions between the two countries, which may materially affect the Taiwanese companies. Investments in securities of Taiwanese companies are subject to Taiwan's heavy dependence on exports. Reductions in spending on Taiwanese products and services, labor shortages, institution of tariffs or other trade barriers, or a downturn in any of the economies of Taiwan's key trading partners, including the United States, may have an adverse impact on the Taiwanese economy and the values of Taiwanese companies.
- **United Kingdom Investments Risk** — The United Kingdom has one of the largest economies in Europe, and the United States and other European countries are substantial trading partners of the United Kingdom. As a result, the

British economy may be impacted by changes to the economic condition of the United States and other European countries. The British economy relies heavily on the export of financial services to the United States and other European countries and, therefore, a prolonged slowdown in the financial services sector may have a negative impact on the British economy. Continued governmental involvement or control in certain sectors may stifle competition in certain sectors or cause adverse effects on economic growth. On January 31, 2020, the United Kingdom left the European Union (referred to as "Brexit") and on this date the United Kingdom entered a transition period that is scheduled to end on December 31, 2020. Negotiations to settle what form Brexit will take are due to be finalized during the transition period and, therefore, at present the political and economic consequences of Brexit are uncertain. Given the size and importance of the United Kingdom's economy, uncertainty about its legal, political, and economic relationship with the remaining member states of the European Union may continue to be a source of instability. Brexit could lead to legal and tax uncertainty and potentially divergent national laws and regulations as the United Kingdom determines which European Union laws to replace or replicate.

- **Money Market Fund Risk** — The share price of money market funds can fall below the \$1.00 share price. You should not rely on or expect ProFund Advisors to enter into support agreements or take other actions to maintain the Fund's \$1.00 share price. The credit quality of the Fund's holdings can change rapidly in certain markets, and the default of a single holding could have an adverse impact on the Fund's share price. The Fund's share price can also be negatively affected during periods of high redemption pressures and/or illiquid markets. The actions of a few large investors in the Fund may have a significant adverse effect on the share price of the Fund.
- **Short Sale Exposure Risk** — A Fund may seek inverse or "short" exposure through financial instruments, which would cause the Fund to be exposed to certain risks associated with selling short. These risks include, under certain market conditions, an increase in the volatility and decrease in the liquidity of the instruments underlying the short position, which may lower a Fund's return, result in a loss, have the effect of limiting the Fund's ability to obtain inverse exposure through financial instruments, or require the Fund to seek inverse exposure through alternative investment strategies that may be less desirable or more costly to implement. To the extent that, at any particular point in time, the instruments underlying the short position may be thinly traded or have a limited market, including due to regulatory action, a Fund may be unable to meet its investment objective due to a lack of available instruments or counterparties. During such periods, a Fund's ability to issue additional shares may be adversely affected. Obtaining inverse exposure through these instruments may be considered an aggressive investment

technique. Any income, dividends or payment by the assets underlying a Fund's short positions will negatively impact the Fund.

- **Tax Risk** — In order to qualify for the special tax treatment accorded a regulated investment company ("RIC") and its shareholders, the Fund must derive at least 90% of its gross income for each taxable year from "qualifying income," meet certain asset diversification tests at the end of each taxable quarter, and meet annual distribution requirements. The Fund's pursuit of its investment strategies will potentially be limited by the Fund's intention to qualify for such treatment and could adversely affect the Fund's ability to so qualify. The Fund can make certain investments, the treatment of which for these purposes is unclear. If, in any year, the Fund were to fail to qualify for the special tax treatment accorded a RIC and its shareholders, and were ineligible to or were not to cure such failure, the Fund would be taxed in the same manner as an ordinary corporation subject to U.S. federal income tax on all its income at the fund level. The resulting taxes could substantially reduce the Fund's net assets and the amount of income available for distribution. In addition, in order to requalify for taxation as a RIC, the Fund could be required to recognize unrealized gains, pay substantial taxes and interest, and make certain distributions. Please see the Statement of Additional Information for more information.

### Other Principal Risks

In addition to the risks noted above, many other factors may also affect the value of an investment in a Fund, such as market conditions, interest rates and other economic, political or financial developments. The impact of these developments on a Fund will depend upon the types of investments in which the Fund invests, the Fund's level of investment in particular issuers and other factors, including the financial condition, industry, economic sector and location of such issuers. The SAI contains additional information about each Fund, its investment strategies and related risks. Each Fund may be subject to other risks in addition to those identified as principal risks.

- **Cybersecurity Risk** — With the increased use of technologies such as the Internet and the dependence on computer systems to perform necessary business functions, each Fund, financial intermediaries, service providers and the relevant listing exchange are susceptible to operational, information security and related "cyber" risks. In general, cyber incidents can result from deliberate attacks or unintentional events. Cyber attacks include, but are not limited to gaining unauthorized access to digital systems for purposes of misappropriating assets or sensitive information, corrupting data, or causing operational disruption. Cyber attacks may also be carried out in a manner that does not require gaining unauthorized access, such as causing among other behaviors, stealing or corrupting data maintained online or digitally, and denial of service attacks on websites. Cybersecurity failures or breaches of a Fund's third party service provider (including, but not limited to, index providers, the administrator and transfer agent) or the issuers

of securities and/or financial instruments in which the Fund invests, have the ability to cause disruptions and impact business operations, potentially resulting in financial losses, the inability of Fund shareholders to transact business, violations of applicable privacy and other laws. For instance, cyber attacks may interfere with the processing of shareholder transactions, impact the Fund's ability to calculate its NAV, cause the release of private shareholder information or confidential Fund information, impede trading, cause reputational damage, and subject the Fund to regulatory fines, reputational damage, penalties or financial losses, reimbursement or other compensation costs, and/or additional compliance costs. In addition, substantial costs may be incurred in order to prevent any cyber incidents in the future. A Fund and its shareholders could be negatively impacted as a result. While a Fund or its service providers may have established business continuity plans and systems designed to guard against such cyber attacks or adverse effects of such attacks, there are inherent limitations in such plans and systems including the possibility that certain risks have not been identified, in large part because different unknown threats may emerge in the future. Similar types of cybersecurity risks also are present for issuers of securities in which a Fund invests, which could result in material adverse consequences for such issuers, and may cause the Fund's investments in such securities to lose value. In addition, cyber attacks involving a counterparty to a Fund could affect such a counterparty's ability to meet its obligations to the Fund, which may result in losses to the Fund and its shareholders. ProFund Advisors and the Trust do not control the cybersecurity plans and systems put in place by third party service providers, and such third party service providers may have no or limited indemnification obligations to ProFund Advisors or a Fund.

- **LIBOR Risk** — The terms of many investments, financings or other transactions to which a Fund may be a party have been historically tied to the London Interbank Offered Rate, or "LIBOR." LIBOR is the offered rate at which major international banks can obtain wholesale, unsecured funding, and LIBOR may be available for different durations (e.g., 1 month or 3 months) and for different currencies. LIBOR may be a significant factor in determining a Fund's payment obligations under a derivative investment, the cost of financing to a Fund or an investment's value or return to a Fund, and may be used in other ways that affect a Fund's investment performance. In July 2017, the Financial Conduct Authority (the "FCA"), the United Kingdom's financial regulatory body, announced that after 2021 it will cease its active encouragement of banks to provide the quotations needed to sustain LIBOR. On March 5, 2021, the FCA and LIBOR's administrator, ICE Benchmark Administration ("IBA"), announced that most LIBOR settings will no longer be published after the end of 2021 and a majority of U.S. dollar LIBOR settings will no longer be published after June 30, 2023. It is possible that the FCA may compel the IBA

to publish a subset of LIBOR settings after these dates on a “synthetic” basis, but any such publications would be considered non-representative of the underlying market. Actions by regulators have resulted in the establishment of alternative reference rates to LIBOR in most major currencies (e.g., the Secured Overnight Financing Rate, which is intended to replace the U.S. dollar LIBOR). Alternative reference rates can differ significantly from LIBOR – both in the actual rate and how it is calculated – and it is unclear whether and when markets will adopt these rates as a widely accepted replacement for LIBOR. Various financial industry groups have begun planning for transition away from LIBOR, but there are also obstacles to converting certain securities and transactions to new reference rates. Markets are developing slowly and questions around liquidity in these rates and how to appropriately adjust these rates to mitigate any economic value transfer at the time of transition remain a significant concern. Neither the effect of the transition process nor its ultimate success can yet be known. The transition process might lead to increased volatility and illiquidity in markets for instruments whose terms currently include LIBOR. It could also lead to a reduction in the value of some LIBOR-based investments and reduce the effectiveness of new hedges placed against existing LIBOR-based investments. While some LIBOR-based instruments may contemplate a scenario where LIBOR is no longer available by providing for an alternative rate-setting methodology and/or increased costs for certain LIBOR-related instruments or financing transactions, not all may have such provisions and there may be significant uncertainty regarding the effectiveness of any such alternative methodologies, resulting in prolonged adverse market conditions for a Fund. Since the usefulness of LIBOR as a benchmark could deteriorate during the transition period, these effects could occur prior to the end of 2021. There also remains uncertainty and risk regarding the willingness and ability of issuers to include enhanced provisions in new and existing contracts or instruments. All of the aforementioned may adversely affect a Fund’s performance or NAV.

- **Operational Risk** — A Fund, its service providers and financial intermediaries are subject to operational risks arising from, among other things, human error, systems and technology errors and disruptions, failed or inadequate controls, and fraud. These errors may adversely affect a Fund’s operations, including its ability to execute its investment process, calculate or disseminate its NAV or intraday indicative value in a timely manner, and process creations or redemptions. While a Fund seeks to minimize such events through controls and oversight, there may still be failures and a Fund may be unable to recover any damages associated with such failures. These failures may have a material adverse effect on a Fund’s returns. Each Fund relies on order information provided by financial intermediaries to determine the net inflows and outflows. As a result, each Fund is subject to operational risks associated with reliance on those financial intermediaries and their data sources. In particular, errors in

the order information may result in the purchase or sale of the instruments in which a Fund invests in a manner that may be disadvantageous to a Fund.

- **Securities Lending Risk** — A Fund may engage in securities lending. Securities lending involves the risk, as with other extensions of credit, that the Fund may lose money because (a) the borrower of the loaned securities fails to return the securities in a timely manner or at all or (b) it loses its rights in the collateral should the borrower fail financially. A Fund could also lose money in the event of a decline in the value of collateral provided for loaned securities or a decline in the value of any investments made with cash collateral. These events could also trigger adverse tax consequences for the Fund. In determining whether to lend securities, ProFund Advisors or the Fund’s securities lending agent will consider relevant facts and circumstances, including the creditworthiness of the borrower.

### Additional Securities, Instruments and Strategies

This section describes additional securities, instruments and strategies that may be utilized by a Fund that are not principal investment strategies of a Fund unless otherwise noted in the Fund’s description of principal strategies in the Fund’s Summary Prospectus. Additional Information about of the types of investments that a Fund may make is set forth in the SAI.

In certain circumstances, a Fund may gain exposure to only a representative sample of the securities in the index, which exposure is intended to have aggregate characteristics similar to the index. In addition, a Fund may overweight or underweight certain components contained in its underlying index, or invest in investments not contained in the index but that are designed to provide the requisite exposure to the index.

- **Debt Securities** are fixed income securities, which may include foreign sovereign, sub-sovereign and supranational bonds, as well as any other obligations of any rating or maturity such as foreign and domestic investment grade corporate debt securities and lower-rated corporate debt securities.
  - **Corporate Debt** Securities are debt instruments issued by a corporation that represent the obligation of the corporation to repay a loan face amount with interest within a set period of time. These securities may be of any credit quality and may include junk bonds and securities that are not rated by any rating agency.
- **Depository Receipts** include American Depository Receipts (ADRs) and Global Depository Receipts (GDRs).
  - **ADRs** represent the right to receive securities of foreign issuers deposited in a bank or trust company. ADRs are an alternative to purchasing the underlying securities in their national markets and currencies. Investment in ADRs has certain advantages over direct investment in the underlying foreign securities because: (i) ADRs are U.S.



dollar-denominated investments that are easily transferable and for which market quotations are readily available; and (ii) issuers whose securities are represented by ADRs are generally subject to auditing, accounting and financial reporting standards similar to those applied to domestic issuers.

- **GDRs** are receipts for shares in a foreign-based corporation traded in capital markets around the world. While ADRs permit foreign corporations to offer shares to American citizens, GDRs allow companies in Europe, Asia, the United States and Latin America to offer shares in many markets around the world.

- **Other Investment Companies** — A Fund may invest in the securities of other investment companies, including exchange-traded funds (ETFs), to the extent that such an investment would be consistent with the requirements of the 1940 Act or any exemptive order issued by the SEC. If a Fund invests in, and, thus, is a shareholder of, another investment company, the Fund's shareholders will indirectly bear the Fund's proportionate share of the fees and expenses paid by such other investment company, including advisory fees, in addition to both the management fees payable directly by the Fund to the Fund's own investment advisor and the other expenses that the Fund bears directly in connection with the Fund's own operations.

Because most ETFs are investment companies, absent exemptive relief or reliance on an applicable exemptive statute or rule, a Fund's investments in such investment companies generally would be limited under applicable federal statutory provisions. Those provisions typically restrict a Fund's investment in the shares of another investment company to up to 5% of its assets (which may represent no more than 3% of the securities of such other investment company) and limit aggregate investments in all investment companies to 10% of assets. A Fund may invest in certain ETFs in excess of the statutory limit in reliance on an exemptive order issued by the SEC to those entities or pursuant to statutory or exemptive relief and pursuant to procedures approved by the Board provided that the ProFund complies with the conditions of the exemptive relief, as they may be amended from time to time, and any other applicable investment limitations.

- **Money Market Instruments** are short-term debt instruments that have a remaining maturity of 397 days or less and exhibit high quality credit profiles. Money market instruments may include U.S. government securities, securities issued by governments of other developed countries and repurchase agreements.

- **Repurchase Agreements** are contracts in which a seller of securities, usually U.S. government securities or other money market instruments, agrees to buy the securities back at a specified time and price. Repurchase agreements are primarily used as short-term investments for cash positions.

- **U.S. Government Securities** are issued by the U.S. government or one of its agencies or instrumentalities. Some, but not all, U.S. government securities are backed by the full faith and credit of the federal government. Other U.S. government securities are backed by the issuer's right to borrow from the U.S. Treasury and some are backed only by the credit of the issuing organization.

- **Options on Securities and Stock Indexes and Investments Covering such Positions** Option contracts grant one party a right, for a price, either to buy or sell a security or futures contract at a fixed price during a specified period or on a specified day. A call option gives one the right to buy a security at an agreed-upon price on or before a certain date. A put option gives one the right to sell a security at an agreed-upon price on or before a certain date.

- **Reverse Repurchase Agreements** involve the sale of a security by a Fund to another party (generally a bank or dealer) in return for cash and an agreement by the Fund to buy the securities back at a specified price and time. Reverse repurchase agreements may be considered a form of borrowing for some purposes and may create leverage.

- **Securities Lending** — A Fund may lend securities to brokers, dealers and financial organizations under guidelines adopted by the Board. A Fund may loan up to one-third of the value of the Fund's total assets (including the value of any collateral received). Each loan may be secured by collateral in the form of cash, Money Market Instruments or U.S. Government securities.

- **Structured Notes** are debt obligations which may include components such as swaps, forwards, options, caps or floors which change their return patterns. Structured notes may be used to alter the risks to a portfolio, or alternatively may be used to expose a portfolio to asset classes or markets in which one does not desire to invest directly.

#### **A Precautionary Note Regarding Regulatory Initiatives** —

There is a possibility of future regulatory changes altering, perhaps to a material extent, the nature of an investment in a Fund or the ability of a Fund to continue to implement their investment strategies.

The futures markets are subject to comprehensive statutes, regulations, and margin requirements. In addition, the CFTC and the exchanges are authorized to take extraordinary actions in the event of a market emergency, including, for example, the implementation of higher margin requirements, the establishment of daily price limits and the suspension of trading. The regulation of derivative transactions (including swaps and futures transactions) in the United States is a rapidly changing area of law and is subject to modification by government and judicial action. The effect of any future regulatory change on a Fund is impossible to predict, but could be substantial and adverse.



In particular, the Dodd-Frank Wall Street Reform and Consumer Protection Act (the “Dodd-Frank Act”) was signed into law on July 21, 2010. The Dodd-Frank Act has changed and will continue to change the way in which the U.S. financial system is supervised and regulated. Title VII of the Dodd-Frank Act sets forth a legislative framework for OTC derivatives, including financial instruments, such as swaps, in which a Fund may invest. Title VII of the Dodd-Frank Act made broad changes to the OTC derivatives market and granted significant authority to the SEC and CFTC to regulate OTC derivatives and market participants.

The European Union (and some other countries) have implemented and continue to implement similar requirements that will affect a Fund when it enters into derivatives transactions with a counterparty organized in those jurisdictions or otherwise subject to applicable derivatives regulations. Under rules adopted under the Dodd-Frank Act, transactions in some types of swaps (including interest rate swaps and credit default swaps on North American and European indices) are required to be centrally cleared. Some types of cleared derivatives are required to be executed on an exchange or on a swap execution facility. A swap execution facility is a trading platform where multiple market participants can execute derivatives by accepting bids and offers made by multiple other participants in the platform. While this execution requirement is designed to increase transparency and liquidity in the cleared derivatives market, trading on a swap execution facility can create additional costs and risks for a Fund.

The U.S. government and the European Union have adopted mandatory minimum margin requirements for bilateral derivatives. New variation margin requirements became effective in March 2017 and new initial margin requirements will become effective on a phased in compliance schedule that began in 2020. Such requirements could increase the amount of margin a Fund needs to provide in connection with its derivatives transactions and, therefore, make derivatives transactions more expensive. The CFTC, SEC and other federal regulators may adopt additional regulations enacting the provisions of the Dodd-Frank Act.

In addition, the SEC recently finalized new Rule 18f-4 under the 1940 Act providing for the regulation of registered investment companies’ use of derivatives and certain related instruments. Compliance with Rule 18f-4 will not be required until approximately August 2022. The new rule, among other things, limits derivatives exposure through one of two value-at-risk tests and eliminates the asset segregation framework for covering derivatives and certain financial instruments arising from the SEC’s Release 10666 and ensuing staff guidance. Limited derivatives users (as determined by Rule 18f-4) are not, however, subject to the full requirements under the rule.

New regulations could, among other things, adversely affect the value of the investments held by a Fund, restrict a Fund’s ability to engage in derivatives transactions (for example, by making certain derivatives transactions no longer available to that Fund) and/or increase the costs of such derivatives transactions (for

example, by increasing margin or capital requirements), which could adversely affect investors. It is unclear how the regulatory changes will affect counterparty risk. In particular, new position limits imposed on a Fund or its counterparties may impact that Fund’s ability to invest in a manner that efficiently meets its investment objective, and new requirements, including capital and mandatory clearing for certain swaps, may increase the cost of a Fund’s investments and cost of doing business, which could adversely affect investors. Because these requirements are new and evolving (and some of the rules are not yet final), their ultimate impact remains unclear.

### **A Note Regarding the Diversification of Certain of the Classic ProFunds VP and Sector ProFunds VP**

Certain of the Classic ProFunds VP and Sector ProFunds VP (ProFund VP Consumer Services, ProFund VP Europe 30, ProFund VP Industrials, ProFund VP Large-Cap Growth, ProFund VP Large-Cap Value, ProFund VP Mid-Cap Growth, ProFund VP Mid-Cap Value, ProFund VP Real Estate, ProFund VP Small-Cap Growth, ProFund VP Small-Cap Value and ProFund VP Utilities, each an “Affected Fund” and together the “Diversified Funds”) are currently “diversified” as that term is defined in the 1940 Act and have been operating as diversified investment companies for more than three years.

Although the Affected Funds had previously designated themselves as “non-diversified” companies, the staff of the Securities and Exchange Commission takes the position that any fund that registers itself as a non-diversified company but that operates as a diversified company for more than three years must obtain shareholder approval before it can once again operate as a non-diversified company. As a diversified fund, at least 75% of the value of each Affected Fund’s total assets must be represented by cash and cash items (including receivables), U.S. Government securities, securities of other investment companies, and other securities for the purposes of this calculation limited in respect of any one issuer (i) to an amount not greater in value than 5% of the value of the total assets of such Affected Fund and (ii) to not more than 10% of the outstanding voting securities of such issuer.

### **Underlying Indexes**

The ProFunds operate pursuant to licensing agreements for the use of certain indexes. Market capitalizations for such indexes that appear in the Summary Prospectuses have been compiled by ProFund Advisors using third party sources. A brief description of each Fund’s Index is included in each Summary Prospectus.

### **Information About the Index Licensors**

“Dow Jones,” “Dow 30,” “Dow Jones Industrial Average<sup>SM</sup>,” “DJIA” and the name of each Dow Jones sector index are trademarks of Dow Jones & Company, Inc. and have been licensed for use for certain purposes by ProFunds. “ICE Futures U.S.<sup>®</sup>” and IntercontinentalExchange<sup>®</sup> are registered trademarks of the IntercontinentalExchange, Inc. The U.S. Dollar Index<sup>®</sup> and USD<sup>®</sup> are registered trademarks of ICE Futures U.S., Inc. and

have been licensed for use by ProFunds. “MSCI<sup>®</sup> EAFE<sup>®</sup>” is a trademark of Morgan Stanley Capital International, Inc. “Nasdaq-100<sup>®</sup> Index” is a trademark of The Nasdaq OMX Group, Inc. (“Nasdaq”). The “Nikkei 225 Stock Index” is a trademark of Nihon Keizai Shimbun, Inc. “Russell 2000<sup>®</sup>” and “Russell 3000<sup>®</sup>” are a trademark of the Frank Russell Company. “Standard & Poor’s<sup>®</sup>,” “S&P<sup>®</sup>,” “S&P 500<sup>®</sup>,” “Standard & Poor’s 500,” “S&P MidCap 400<sup>®</sup>,” “Standard & Poor’s MidCap 400,” “S&P SmallCap 600<sup>®</sup>,” “Standard & Poor’s SmallCap 600,” “S&P MidCap 400<sup>®</sup> Growth Index,” “S&P MidCap 400<sup>®</sup> Value Index,” “S&P SmallCap 600<sup>®</sup> Growth Index,” “S&P Small-Cap 600<sup>®</sup> Value Index,” and “S&P/BNY Mellon Emerging 50 ADR Index (USD)” are trademarks of The McGraw-Hill Companies, Inc. and have been licensed for use by ProFunds.

The Funds are not sponsored, endorsed, sold or promoted by these organizations and the organizations make no representations regarding the advisability of investing in the Funds.

### ICE Futures U.S., Inc.

NEITHER THE INDICATION THAT SECURITIES OR OTHER FINANCIAL PRODUCTS OFFERED HEREIN ARE BASED ON DATA PROVIDED BY ICE FUTURES U.S., INC. NOR THE PUBLICATION OF THE USDX NOR THE LICENSING OF DATA OR THE USDX TRADEMARKS BY ICE FUTURES U.S., INC. OR ITS AFFILIATES FOR USE IN CONNECTION WITH SECURITIES OR OTHER FINANCIAL PRODUCTS DERIVED FROM SUCH DATA OR INDEX IN ANY WAY SUGGESTS OR IMPLIES A REPRESENTATION OR OPINION BY ICE FUTURES U.S., INC. OR ANY SUCH AFFILIATES AS TO THE ATTRACTIVENESS OR INVESTMENT IN ANY SECURITIES OR OTHER FINANCIAL PRODUCTS BASED UPON OR DERIVED FROM SUCH DATA OR INDEX. ICE FUTURES U.S., INC. IS NOT THE ISSUER OF ANY SUCH SECURITIES OR OTHER FINANCIAL PRODUCTS AND MAKES NO EXPRESS OR IMPLIED WARRANTIES OF MERCHANTABILITY OR FITNESS FOR ANY PARTICULAR PURPOSE WITH RESPECT TO SUCH INDEX OR ANY DATA INCLUDED OR REFLECTED THEREIN, NOR AS TO RESULTS TO BE OBTAINED BY ANY PERSON OR ANY ENTITY FROM THE USE OF THE INDEX OR ANY DATA INCLUDED OR REFLECTED THEREIN.

### Nasdaq

ProFund VP Nasdaq-100, ProFund VP Ultra Nasdaq-100, ProFund VP Short Nasdaq-100 and ProFund VP UltraShort Nasdaq-100 (the “Nasdaq Funds”) each is not sponsored, endorsed, sold or promoted by The Nasdaq OMX Group, Inc. or its affiliates (Nasdaq OMX, with its affiliates, are referred to as the “Corporations”). The Corporations have not passed on the legality or suitability of, or the accuracy or adequacy of descriptions and disclosures relating to, the Nasdaq Funds. The Corporations make no representation or warranty, express or implied to the owners of the Nasdaq Funds or any member of the public regarding the advisability of investing in securities generally or in the Nasdaq Funds particularly, or the ability of the Nasdaq-100 Index<sup>®</sup> to track general stock market performance.

The Corporations’ only relationship to E Fund Management Co. (“Licensee”) is in the licensing of the Nasdaq<sup>®</sup>, OMX<sup>®</sup>, Nasdaq OMX<sup>®</sup>, Nasdaq-100<sup>®</sup>, and Nasdaq-100 Index<sup>®</sup> registered trademarks and certain trade names of the Corporations and the use of the Nasdaq-100 Index<sup>®</sup> which is determined, composed and calculated by Nasdaq OMX without regard to Licensee or the Nasdaq Funds. Nasdaq OMX has no obligation to take the needs of the Licensee or the owners of the Nasdaq Funds into consideration in determining, composing or calculating the Nasdaq-100 Index<sup>®</sup>. The Corporations are not responsible for and have not participated in the determination of the timing of, prices at, or quantities of the Nasdaq Funds to be issued or in the determination or calculation of the equation by which the Nasdaq Funds is to be converted into cash. The Corporations have no liability in connection with the administration, marketing or trading of the Nasdaq Funds.

THE CORPORATIONS DO NOT GUARANTEE THE ACCURACY AND/OR UNINTERRUPTED CALCULATION OF THE NASDAQ-100 INDEX<sup>®</sup> OR ANY DATA INCLUDED THEREIN. THE CORPORATIONS MAKE NO WARRANTY, EXPRESS OR IMPLIED, AS TO RESULTS TO BE OBTAINED BY LICENSEE, OWNERS OF THE NASDAQ FUNDS, OR ANY OTHER PERSON OR ENTITY FROM THE USE OF THE NASDAQ-100 INDEX<sup>®</sup> OR ANY DATA INCLUDED THEREIN. THE CORPORATIONS MAKE NO EXPRESS OR IMPLIED WARRANTIES, AND EXPRESSLY DISCLAIM ALL WARRANTIES OF MERCHANTABILITY OR FITNESS FOR A PARTICULAR PURPOSE OR USE WITH RESPECT TO THE NASDAQ-100 INDEX<sup>®</sup> OR ANY DATA INCLUDED THEREIN. WITHOUT LIMITING ANY OF THE FOREGOING, IN NO EVENT SHALL THE CORPORATIONS HAVE ANY LIABILITY FOR ANY LOST PROFITS OR SPECIAL, INCIDENTAL, PUNITIVE, INDIRECT, OR CONSEQUENTIAL DAMAGES, EVEN IF NOTIFIED OF THE POSSIBILITY OF SUCH DAMAGES.

### Russell

ProFunds VP Short Small-Cap, ProFunds VP Small-Cap and ProFunds VP UltraSmall-Cap (the “Russell Funds”) are not sponsored, endorsed, sold or promoted by Russell Investments (“Russell”). Russell does not make any representation or warranty, express or implied, to the owners of the Russell Funds or any member of the public regarding the advisability of investing in securities generally or in the Russell Funds particularly or the ability of the Russell indexes to track general stock market performance or a segment of the same. Russell’s publication of the Russell indexes in no way suggests or implies an opinion by Russell as to the advisability of investment in any or all of the securities upon which the Russell indexes are based. Russell’s only relationship to ProFunds Trust is the licensing of certain trademarks and trade names of Russell, and is not responsible for and has not reviewed the Russell Funds nor any associated literature or publications and Russell makes no representation or warranty express or implied as to their accuracy or completeness, or otherwise. Russell reserves the right, at any time and without notice, to alter, amend, terminate or in any way change the Russell indexes. Russell has no

obligation or liability in connection with the administration, marketing or trading of the Russell Funds.

The Russell Funds (the “Fund”) are not in any way sponsored, endorsed, sold or promoted by the London Stock Exchange Group companies, which include FTSE International Limited (“FTSE”), Frank Russell Company (“Russell”), MTS Next Limited (“MTS”) and FTSE TMX Global Debt Capital Markets Inc. (“FTSE TMX”) (together “LSEG”). LSEG makes no claim, prediction, warranty or representation whatsoever, expressly or impliedly, either as to (i) the results to be obtained from the use of the relevant Russell Index (upon which the Fund is based), (ii) the figure at which the index is said to stand at any particular time on any particular day or otherwise, or (iii) the suitability of the index for the purpose to which it is being put in connection with the Fund. LSEG has not provided nor will provide any financial or investment advice or recommendation in relation to the index to the adviser or to its clients. The index is calculated by FTSE or its agent. LSEG shall not be (a) liable (whether in negligence or otherwise) to any person for any error in the index or (b) under any obligation to advise any person of any error therein.

All rights in the index vest in FTSE. “FTSE<sup>®</sup>,” “Russell<sup>®</sup>,” “MTS<sup>®</sup>,” “FTSE TMX<sup>®</sup>” and “FTSE Russell” and other service marks and trademarks related to the FTSE or Russell indexes are trade marks of the London Stock Exchange Group companies and are used by FTSE, MTS, FTSE TMX and Russell under license.

RUSSELL DOES NOT GUARANTEE THE ACCURACY AND/OR THE COMPLETENESS OF THE RUSSELL INDEXES OR ANY DATA INCLUDED THEREIN AND RUSSELL SHALL HAVE NO LIABILITY FOR ANY ERRORS, OMISSIONS, OR INTERRUPTIONS THEREIN. RUSSELL MAKES NO WARRANTY, EXPRESS OR IMPLIED, AS TO RESULTS TO BE OBTAINED BY PROSHARES TRUST, INVESTORS, OWNERS OF THE RUSSELL FUNDS OR ANY OTHER PERSON OR ENTITY FROM THE USE OF THE RUSSELL INDEXES OR ANY DATA INCLUDED THEREIN. RUSSELL MAKES NO EXPRESS OR IMPLIED WARRANTIES, AND EXPRESSLY DISCLAIM ALL WARRANTIES OR MERCHANTABILITY OR FITNESS FOR A PARTICULAR PURPOSE OR USE WITH RESPECT TO THE RUSSELL INDEXES OR ANY DATA INCLUDED THEREIN. WITHOUT LIMITING ANY OF THE FOREGOING, IN NO EVENT SHALL RUSSELL HAVE ANY LIABILITY FOR ANY SPECIAL, PUNITIVE, INDIRECT, OR CONSEQUENTIAL DAMAGES (INCLUDING LOST PROFITS), EVEN IF NOTIFIED OF THE POSSIBILITY OF SUCH DAMAGES.

### **S&P Dow Jones Indices**

Standard & Poor’s<sup>®</sup> and S&P<sup>®</sup> are registered trademarks of Standard & Poor’s Financial Services LLC (“S&P”) and Dow Jones<sup>®</sup> is a registered trademark of Dow Jones Trademark Holdings LLC (“Dow Jones”). The Indexes are a product of S&P Dow Jones Indices LLC or its affiliates, and have been licensed for use by ProFunds. The Funds are not sponsored, endorsed, sold or promoted by S&P Dow Jones Indices LLC, Dow Jones, S&P, any of their third party licensors, or any of their respective affiliates (collectively, “S&P Dow Jones Indices”). S&P Dow Jones

Indices do not make any representation or warranty, express or implied, to the owners of the Funds or any member of the public regarding the advisability of investing in securities generally or in the Funds particularly or the ability of the Indexes to track general market performance. S&P Dow Jones Indices’ only relationship to ProFunds with respect to the Indexes is the licensing of the Indexes and certain trademarks, service marks and/or trade names of S&P Dow Jones Indices. The Indexes are determined, composed and calculated by S&P Dow Jones Indices without regard to ProFunds or the Funds. S&P Dow Jones Indices have no obligation to take the needs of the Funds or the owners of the Funds into consideration in determining, composing or calculating the Indexes. S&P Dow Jones Indices are not responsible for and have not participated in the determination of the prices, and amount of the Funds or the timing of the issuance or sale of the Funds or in the determination or calculation of the equation by which the Funds are to be converted into cash or redeemed, case the case may be. S&P Dow Jones Indices have no obligation or liability in connection with the administration, marketing or trading of the Funds. There is no assurance that investment products based on the Indexes will accurately track index performance or provide positive investment returns. S&P Dow Jones Indices LLC and its subsidiaries are not investment advisors. Inclusion of a security within an index is not a recommendation by S&P Dow Jones Indices to buy, sell, or hold such security, nor is it considered to be investment advice.

S&P DOW JONES INDICES DO NOT GUARANTEE THE ADEQUACY, ACCURACY, TIMELINESS AND/OR THE COMPLETENESS OF THE INDEXES OR ANY DATA RELATED THERETO OR ANY COMMUNICATION, INCLUDING BUT NOT LIMITED TO, ORAL OR WRITTEN COMMUNICATION (INCLUDING ELECTRONIC COMMUNICATIONS) WITH RESPECT THERETO. S&P DOW JONES INDICES SHALL NOT BE SUBJECT TO ANY DAMAGES OR LIABILITY FOR ANY ERRORS, OMISSIONS, OR DELAYS THEREIN. S&P DOW JONES INDICES MAKE NO EXPRESS OR IMPLIED WARRANTIES, AND EXPRESSLY DISCLAIM ALL WARRANTIES, OF MERCHANTABILITY OR FITNESS FOR A PARTICULAR PURPOSE OR USE OR AS TO RESULTS TO BE OBTAINED BY PROFUNDS, OWNERS OF THE FUNDS, OR ANY OTHER PERSON OR ENTITY FROM THE USE OF THE INDEXES OR WITH RESPECT TO ANY DATA RELATED THERETO. WITHOUT LIMITING ANY OF THE FOREGOING, IN NO EVENT WHATSOEVER SHALL S&P DOW JONES INDICES BE LIABLE FOR ANY INDIRECT, SPECIAL, INCIDENTAL, PUNITIVE, OR CONSEQUENTIAL DAMAGES INCLUDING BUT NOT LIMITED TO, LOSS OF PROFITS, TRADING LOSSES, LOST TIME OR GOODWILL, EVEN IF THEY HAVE BEEN ADVISED OF THE POSSIBILITY OF SUCH DAMAGES, WHETHER IN CONTRACT, TORT, STRICT LIABILITY, OR OTHERWISE. THERE ARE NO THIRD PARTY BENEFICIARIES OF ANY AGREEMENTS OR ARRANGEMENTS BETWEEN S&P DOW JONES INDICES AND PROFUNDS, OTHER THAN THE LICENSORS OF S&P DOW JONES INDICES.

## **340 :: Investment Objectives, Principal Investment Strategies and Related Risks**

Please see the SAI, which sets forth certain additional disclaimers and limitations of liabilities.

the SAI. Each Fund's portfolio holdings are posted on a monthly basis to the Fund's website [www.profund.com](http://www.profund.com).

### **Portfolio Holdings Information**

A description of the Trust's policies and procedures with respect to the disclosure of each Fund's portfolio holdings is available in

# ProFunds VP Management



## Board of Trustees and Officers

The Board is responsible for the general supervision of each Fund. The officers of the Trust are responsible for the day-to-day operations of each Fund.

## Investment Advisor

ProFund Advisors, located at 7501 Wisconsin Avenue, Suite 1000E, Bethesda, Maryland 20814, serves as the investment adviser to each Fund and provides investment advice and management services to each Fund. ProFund Advisors oversees the investment and reinvestment of the assets in each Fund. For its investment advisory services, ProFund Advisors is entitled to receive annual fees equal to 0.75% of the average daily net assets of each Fund, except ProFund VP U.S. Government Plus, for which it is entitled to receive annual fees equal to 0.50% of the average daily net assets of such Fund. ProFund Advisors bears the costs of providing advisory services. A discussion regarding the basis for the Board approving the investment advisory agreement for each Fund is in the Trust's most recent semi-annual report to shareholders dated June 30, 2020, or in the Trust's most recent annual report to shareholders dated December 31, 2020 or in the Trust's semi-annual or annual report to shareholders that covers the period during which the approval occurred. Subject to the condition that the aggregate daily net assets of the Trust are equal to or greater than \$10 billion, ProFund Advisors has agreed to reduce each Fund's annual investment advisory fee by 0.025% on assets in excess of \$500 million up to \$1 billion, 0.05% on assets in excess of \$1 billion up to \$2 billion and 0.075% on assets in excess of \$2 billion. During the year ended December 31, 2020, no Fund's annual investment advisory fee was subject to such reductions. During the year ended December 31, 2020, each Fund paid ProFund Advisors fees in the following amounts (fees paid reflect the effects of any expense limitation arrangements in place for the period):

## Fees Paid

(as a percentage of average daily net assets)	Net Amount
ProFund VP Asia 30	0.72%
ProFund VP Banks	0.70%
ProFund VP Basic Materials	0.70%
ProFund VP Bear	0.66%
ProFund VP Biotechnology	0.75%
ProFund VP Bull	0.72%
ProFund VP Consumer Goods	0.68%
ProFund VP Consumer Services	0.69%
ProFund VP Dow 30	0.75%
ProFund VP Emerging Markets	0.69%
ProFund VP Europe 30	0.67%
ProFund VP Falling U.S. Dollar	0.00%
ProFund VP Financials	0.70%
ProFund VP Health Care	0.70%
ProFund VP Industrials	0.69%
ProFund VP International	0.75%

(as a percentage of average daily net assets)	Net Amount
ProFund VP Internet	0.72%
ProFund VP Japan	0.69%
ProFund VP Large-Cap Growth	0.69%
ProFund VP Large-Cap Value	0.67%
ProFund VP Mid-Cap	0.75%
ProFund VP Mid-Cap Growth	0.66%
ProFund VP Mid-Cap Value	0.64%
ProFund VP Nasdaq-100	0.70%
ProFund VP Oil & Gas	0.68%
ProFund VP Pharmaceuticals	0.71%
ProFund VP Precious Metals	0.70%
ProFund VP Real Estate	0.68%
ProFund VP Rising Rates Opportunity	0.74%
ProFund VP Semiconductor	0.74%
ProFund VP Short Dow 30	0.70%
ProFund VP Short Emerging Markets	0.72%
ProFund VP Short International	0.74%
ProFund VP Short Mid-Cap	0.69%
ProFund VP Short Nasdaq-100	0.69%
ProFund VP Short Small-Cap	0.62%
ProFund VP Small-Cap	0.63%
ProFund VP Small-Cap Growth	0.69%
ProFund VP Small-Cap Value	0.67%
ProFund VP Technology	0.75%
ProFund VP Telecommunications	0.67%
ProFund VP U.S. Government Plus	0.41%
ProFund VP UltraBull	0.75%
ProFund VP UltraMid-Cap	0.65%
ProFund VP UltraNasdaq-100	0.70%
ProFund VP UltraShort Dow 30	0.75%
ProFund VP UltraShort Nasdaq-100	0.66%
ProFund VP UltraSmall-Cap	0.59%
ProFund VP Utilities	0.69%
ProFund VP Government Money Market	0.18%

## Portfolio Management

The following individuals have responsibility for the day-to-day management of each Fund as set forth in the Summary Prospectus relating to each Fund. The Portfolio Managers' business experience for the past five years is listed below. Additional information about the Portfolio Managers' compensation, other accounts managed by the Portfolio Managers and their ownership of other investment companies can be found in the SAI.

**Alexander Ilyasov**, ProShare Advisors: Senior Portfolio Manager since October 2013 and Portfolio Manager from November 2009 through September 2013. ProFund Advisors LLC: Senior Portfolio Manager since October 2013 and Portfolio Manager from November 2009 through September 2013. ProShare Capital Management LLC: Senior Portfolio Manager since August 2016.

**Michael Neches**, ProShare Advisors: Senior Portfolio Manager since November 2010. ProFunds Advisors LLC: Senior Portfolio

Manager since October. ProShare Capital Management LLC: Senior Portfolio Manager from June 2012 through September 2013.

**Michelle Liu**, ProShare Advisors: Portfolio Manager since December 2009. ProFund Advisors LLC: Portfolio Manager since December 2009.

**Scott Hanson**, ProShare Advisors: Portfolio Manager since August 2016, Associate Portfolio Manager from May 2012 to August 2016 and Senior Portfolio Analyst from August 2010 to May 2012. ProFund Advisors LLC: Portfolio Manager since August 2016, Associate Portfolio Manager from May 2012 to August 2016 and Senior Portfolio Analyst from August 2010 to May 2012.

**Benjamin McAbee**, ProShare Advisors: Portfolio Manager since August 2016 and Associate Portfolio Manager from December 2011 to August 2016. ProFund Advisors LLC: Portfolio Manager since August 2016 and Associate Portfolio Manager from December 2011 to August 2016. ProShares Capital Management LLC: Portfolio Manager since August 2016 and Associate Portfolio Manager from December 2011 to August 2016. Mr. McAbee is a registered associated person and an NFA associate member since December 2012.

**Devin Sullivan**, ProShare Advisors: Portfolio Manager since September 2016 and Associate Portfolio Manager from December 2011 to August 2016. ProFund Advisors: Portfolio Manager since September 2016 and Associate Portfolio Manager from December 2011 to August 2016.

**Tarak Davé**, ProShare Advisors: Portfolio Manager since April 2018, Associate Portfolio Manager from November 2015 to April 2018, Senior Portfolio Analyst from May 2014 to October 2015 and Portfolio Analyst from April 2011 to April 2014. ProFund Advisors: Portfolio Manager since April 2018, Associate Portfolio Manager from November 2015 to April 2018, Senior Portfolio Analyst from May 2014 to October 2015 and Portfolio Analyst from April 2011 to April 2014.

## Other Service Providers

ProFunds Distributors, Inc. (the “Distributor”), located at 7501 Wisconsin Avenue, Suite 1000E, Bethesda, Maryland 20814, acts as the distributor of Fund shares and is a wholly-owned subsidiary of ProFund Advisors. Citi Fund Services Ohio, Inc. (“Citi”), located at 4400 Easton Commons, Suite 200, Columbus, Ohio 43219, acts as the administrator to each Fund, providing operations, compliance and administrative services. FIS Investor Services LLC (“FIS”), located at 4249 Easton Way, Suite 400, Columbus, OH 43219, acts as transfer agent for each Fund, maintaining shareholder account records for each Fund, distributing distributions payable by each Fund, and producing statements with respect to account activity for each Fund and their shareholders.

ProFund Advisors also performs certain management services, including client support and other administrative services, for the Funds under a Management Services Agreement. ProFund

Advisors is entitled to receive annual fees equal to 0.15% of the average daily net assets of the Funds for such services. During the year ended December 31, 2020, each Fund paid the Advisor management services fees in the following amounts (fees paid reflect the effects of any expense limitation arrangements in place for the period):

## Fees Paid

(as a percentage of average daily net assets)	Net Amount
ProFund VP Asia 30	0.08%
ProFund VP Banks	0.10%
ProFund VP Basic Materials	0.09%
ProFund VP Bear	0.09%
ProFund VP Biotechnology	0.09%
ProFund VP Bull	0.10%
ProFund VP Consumer Goods	0.10%
ProFund VP Consumer Services	0.09%
ProFund VP Dow 30	0.09%
ProFund VP Emerging Markets	0.10%
ProFund VP Europe 30	0.09%
ProFund VP Falling U.S. Dollar	0.09%
ProFund VP Financials	0.00%
ProFund VP Health Care	0.09%
ProFund VP Industrials	0.09%
ProFund VP International	0.09%
ProFund VP Internet	0.10%
ProFund VP Japan	0.10%
ProFund VP Large-Cap Growth	0.09%
ProFund VP Large-Cap Value	0.09%
ProFund VP Mid-Cap	0.09%
ProFund VP Mid-Cap Growth	0.10%
ProFund VP Mid-Cap Value	0.09%
ProFund VP Nasdaq-100	0.09%
ProFund VP Oil & Gas	0.09%
ProFund VP Pharmaceuticals	0.09%
ProFund VP Precious Metals	0.09%
ProFund VP Real Estate	0.09%
ProFund VP Rising Rates Opportunity	0.10%
ProFund VP Semiconductor	0.10%
ProFund VP Short Dow 30+	0.09%
ProFund VP Short Emerging Markets	0.10%
ProFund VP Short International	0.10%
ProFund VP Short Mid-Cap	0.09%
ProFund VP Short Nasdaq-100	0.09%
ProFund VP Short Small-Cap	0.08%
ProFund VP Small-Cap	0.08%
ProFund VP Small-Cap Growth	0.09%
ProFund VP Small-Cap Value	0.09%
ProFund VP Technology	0.10%
ProFund VP Telecommunications	0.09%
ProFund VP U.S. Government Plus	0.08%
ProFund VP UltraBull	0.10%
ProFund VP UltraMid-Cap	0.09%
ProFund VP UltraNasdaq-100	0.09%
ProFund VP UltraShort Dow 30	0.10%
ProFund VP UltraShort Nasdaq-100	0.09%
ProFund VP UltraSmall-Cap	0.08%

**344 :: ProFunds VP Management**

<u>(as a percentage of average daily net assets)</u>	<u>Net Amount</u>
ProFund VP Utilities	0.09%
ProFund VP Government Money Market+	0.02%

## **General ProFunds VP Information**

## Determination of NAV

The price at which you purchase, redeem and exchange shares is the NAV per share next determined after your transaction request is received by the transfer agent in good order (i.e., required forms are complete and, in the case of a purchase, correct payment is received). Each Fund calculates its NAV by taking the value of the assets attributed to the class, subtracting any liabilities attributed to the class, and dividing that amount by the number of that class' outstanding shares.

Each Fund's assets are valued primarily on the basis of information furnished by a pricing service or market quotations. Securities that are listed or traded on a stock exchange or the Nasdaq or National Market System are generally valued at the closing price, if available, on the exchange or market where the security is principally traded (including the Nasdaq Official Closing Price). Short-term securities are valued on the basis of amortized cost or based on market prices. Securities traded regularly in the over-the-counter market are generally valued on the basis of the mean between the bid and asked quotes furnished by dealers actively trading those securities. Futures contracts purchased and held by a Fund are generally valued at the last sale price prior to the time the Fund determines its NAV or at the official futures settlement price on the relevant exchange. Routine valuation of certain derivatives is performed using procedures approved by the Board. In addition, certain derivatives linked to a benchmark may be valued based on the performance of one or more U.S. ETFs or instruments that reflect the values of the securities in such benchmark, when the level of the benchmark is not computed as of the close of the U.S. securities markets. Investments initially valued in currencies other than the U.S. dollar are converted to U.S. dollars using exchange rates obtained from pricing services. As a result, the NAV of a Fund's shares may be affected by changes in the value of currencies in relation to the U.S. dollar. The value of securities traded in markets outside the United States or denominated in currencies other than the U.S. dollar (and, therefore, the NAV of Funds that hold these securities) may be affected significantly on a day that the New York Stock Exchange ("NYSE") is closed and an investor is not able to purchase, redeem or exchange shares. In particular, calculation of the NAV of the Funds may not take place contemporaneously with the determination of the prices of foreign securities used in NAV calculations.

ProFund VP Government Money Market Fund is expected to maintain a constant NAV of \$1.00 per share using the amortized cost method of valuation.

ProFund VP Government Money Market uses the amortized cost method to value its assets pursuant to procedures adopted by the Board of Trustees. This method does not reflect daily fluctuations in market value. See the SAI for more details.

If market quotations are not readily available, an investment may be valued by a method that the Board of Trustees believes accurately reflects fair value. The use of such a fair valuation method may be appropriate if, for example: (i) ProFund Advisors believes market quotations do not accurately reflect fair value of

an investment; (ii) ProFund Advisors believes an investment's value has been materially affected by events occurring after the close of the exchange or market on which the investment is principally traded (for example, a foreign exchange or market); (iii) a trading halt closes an exchange or market early; or (iv) other events result in an exchange or market delaying its normal close. Any such fair valuations will be conducted pursuant to Board approved fair valuation procedures. At times, each Fund may, pursuant to Board-approved procedures, write down the value of an investment or other asset to reflect, among other things, decreases in the value of the asset or decreases in the likelihood that a Fund will be able to collect on the asset. These write downs will reduce the value of the asset and, ultimately, the value of a Fund. Fair valuation procedures involve the risk that a Fund's valuation of an investment may be higher or lower than the price the investment might actually command if a Fund sold it.

Each Fund normally calculates its daily share price for each class of shares at the close of trading on the New York Stock Exchange ("NYSE") (normally 4:00 p.m. Eastern Time) every day the NYSE is open for business except for any day during which the relevant bond markets are closed and the NYSE is open (currently expected to be Columbus Day and Veterans Day).

To the extent a Fund's portfolio investments trade in markets on days or at times when a Fund is not open for business or when the primary exchange for the shares is not open, the value of a Fund's assets may vary on those days. In addition, trading in certain portfolio investments may not occur on days or at times a Fund is open for business. In particular, calculation of the NAV of a Funds may not take place contemporaneously with the determination of the prices of foreign securities used in NAV calculations. If the exchange or market on which a Fund's underlying investments are primarily traded closes early, the NAV may be calculated prior to its normal calculation time.

**NYSE Holiday Schedule:** The NYSE is open every week, Monday through Friday, except when the following holidays are celebrated: New Year's Day, Martin Luther King, Jr. Day (the third Monday in January), Washington's Birthday (observed), Good Friday, Memorial Day (the last Monday in May), Independence Day, Labor Day (the first Monday in September), Thanksgiving Day (the fourth Thursday in November) and Christmas Day. Exchange holiday schedules are subject to change without notice.

The NYSE will close early (1:00 p.m. Eastern Time) on the day before Christmas Day and on the day after Thanksgiving Day.

**Securities Industry and Financial Markets Association's ("SIFMA") Proposed Close and Early Close Schedule:** On the following days in 2021 and 2022 SIFMA has recommended that the U.S. bond markets close: May 31, 2021, July 5, 2021, September 6, 2021, October 11, 2021, November 11, 2021, November 25, 2021, December 24, 2021, January 17, 2022, February 21, 2022 and April 15, 2022. SIFMA has recommended that the U.S. bond markets close early at 12:00 p.m. (Eastern Time) on April 2, 2021 and at 2:00 p.m. (Eastern



Time) on May 28, 2021, July 2, 2021, November 26, 2021, December 23, 2021, December 31, 2021 and April 14, 2022.

### Form of Redemption Proceeds

You may receive redemption proceeds of your sale of shares of a Fund in a check, ACH, or federal wire transfer. The Funds typically expect that it will take one to three days following the receipt of your redemption request made in “good order” to pay out redemption proceeds; however, while not expected, payment of redemption proceeds may take up to seven days. Each Fund maintains a cash balance that serves as a primary source of liquidity for meeting redemption requests. The Funds may also use the proceeds from the sale of portfolio securities to meet redemption requests if consistent with the management of a Fund. The Funds reserve the right to redeem in-kind. Each of these redemption methods may be used regularly and in stressed market conditions in conformity with applicable rules of the SEC.

**Cost Basis Reporting:** Upon the redemption or exchange of your shares in a Fund, the Fund or, if you purchase your shares through a financial intermediary, your financial intermediary generally will be required to provide you and the Internal Revenue Service (“IRS”) with cost basis and certain other related tax information about a Fund shares you redeemed or exchanged. This cost basis reporting requirement is effective for shares purchased, including through dividend reinvestment, on or after January 1, 2012. Please see the Funds’ website [www.profunds.com](http://www.profunds.com) or consult your financial intermediary, as appropriate, for more information regarding available methods for cost basis reporting and how to select or change a particular method. Please consult your tax advisor to determine which available cost basis method is best for you.

### Distributions

Each intends to distribute its net investment income and capital gains, if any, to shareholders at least annually to qualify for treatment as a RIC for U.S. federal income tax purposes, as follows:

ProFund Name	Dividends		Capital Gains
	Accrued	Paid	Paid
VP Government Money Market	Daily	Monthly	Annually*
VP Real Estate	Quarterly	Quarterly	Annually*
VP U.S. Government Plus	Daily	Monthly	Annually*
All other ProFunds VP offered in this Prospectus	Annually	Annually	Annually

\* ProFund VP Government Money Market, ProFund VP Real Estate and ProFund VP U.S. Government Plus reserve the right to include in a dividend any short-term capital gains on securities that they sell.

The Funds do not announce dividend distribution dates in advance. Certain investment strategies employed by certain Funds may produce income or net short-term capital gains which a Funds may seek to distribute more frequently. Each Fund may

declare additional capital gains distributions during a year. Each Fund will reinvest distributions in additional shares of the Fund making the distribution, unless a shareholder has written to request distributions in cash (by check, wire or Automated Clearing House (“ACH”)).

ProFund VP Government Money Market may revise its policies, postpone the payment of dividends and interest, or take other actions in order to maintain a constant NAV.

### Purchasing and Redeeming Shares

Shares of each Fund are available for purchase by insurance company separate accounts to serve as an investment medium for variable insurance contracts, and by qualified pension and retirement plans, certain insurance companies, and ProFund Advisors. Shares of each Fund are purchased or redeemed at the NAV per share next determined after receipt and acceptance of a purchase order or receipt of a redemption request. Each Fund reserves the right to reject or refuse, in its discretion, any order for the purchase of its shares, in whole or in part. Investors do not contact a Fund directly to purchase or redeem shares. Please refer to the prospectus of the relevant separate account for the information on the allocation of premiums and on transfers of accumulated value among sub-accounts of the separate accounts that invest in the Funds.

Payment for shares redeemed normally will be made within seven days of redemption. Each Fund intend to pay cash for all shares redeemed, but under abnormal conditions which make payment in cash inadvisable, payment may be made wholly or partly in portfolio securities at their then market value equal to the redemption price. A shareholder may incur brokerage costs in converting such securities to cash. Payment for shares may be delayed under extraordinary circumstances or as permitted by the Securities and Exchange Commission in order to protect remaining investors.

Each Fund currently does not foresee any disadvantages to investors if a Fund served as investment vehicles for both variable annuity contracts and variable life insurance policies. However, it is theoretically possible that the interest of owners of annuity contracts and insurance policies for which a Fund served as an investment vehicle might at some time be in conflict due to differences in tax treatment or other considerations. The Board of Trustees and each participating insurance company would be required to monitor events to identify any material conflicts between variable annuity contract owners and variable life insurance policy owners, and would have to determine what action, if any, should be taken in the event of such a conflict. If such a conflict occurred, an insurance company participating in the Fund might be required to redeem the investment of one or more of its separate accounts from the Fund, which might force the Fund to sell securities at disadvantageous prices.

Each Fund reserve the right to discontinue offering shares at any time, or to cease investment operations entirely. In the event that a Fund ceases offering its shares, any investments allocated to the Fund may, subject to any necessary regulatory approvals, be

invested in another Fund deemed appropriate by the Board of Trustees.

### Escheatment

Many states have unclaimed property rules that provide for transfer to the state (also known as “escheatment”) of unclaimed property under various circumstances. These circumstances include inactivity (e.g., no owner-initiated contact for a certain period), returned mail (e.g., when mail sent to a shareholder is returned by the post office as undeliverable), or a combination of both inactivity and returned mail. Unclaimed or inactive accounts may be subject to escheatment laws, and each Fund and each Fund’s transfer agent will not be liable to shareholders and their representatives for good faith compliance with those laws.

### Distribution (12b-1) Plan

Under a Rule 12b-1 distribution plan adopted by the Board of Trustees, each Fund may pay insurance companies, broker-dealers, banks and other financial institutions an annual fee of 0.25% of its average daily net assets as reimbursement or compensation for providing or procuring a variety of services relating to the promotion, sale and servicing of shares of a Fund. Over time, fees paid under the plan will increase the cost of your investment and may cost you more than other types of sales charges.

### Payments to Financial Firms

ProFund Advisors or other service providers may utilize their own resources to finance distribution or service activities on behalf of each Fund, including compensating ProFunds Distributors, Inc. (the “Distributor”) and other third parties, including financial firms, for distribution-related activities or the provision of share-holder services. These payments are not reflected in the fees and expenses section of the fee table for each Fund contained in this Prospectus.

A financial firm is one that, in exchange for compensation, sells, among other products, mutual fund shares (including the shares offered in this Prospectus) or provides services for mutual fund shareholders. Financial firms include registered investment advisers, brokers, dealers, insurance companies and banks. In addition to the payments described above, the Distributor and ProFund Advisors may from time to time provide other incentives to selected financial firms as compensation for services (including preferential services) such as, without limitation, paying for active asset allocation services provided to investors in each Fund, providing each Fund with “shelf space” or a higher profile for the financial firms’ financial consultants and their customers, placing each Fund on the financial firms’ preferred or recommended fund list, granting the Distributor or ProFund Advisors access to the financial firms’ financial consultants, providing assistance in training and educating the financial firms’ personnel, and furnishing marketing support and other specified services. These payments may be significant to the financial firms and may also take the form of sponsorship

of seminars or informational meetings or payment for attendance by persons associated with the financial firms at seminars or informational meetings.

A number of factors will be considered in determining the amount of these additional payments to financial firms. On some occasions, such payments may be conditioned upon levels of sales, including the sale of a specified minimum dollar amount of the shares of a Fund, other funds sponsored by ProFund Advisors and/or a particular class of shares, during a specified period of time. The Distributor and ProFund Advisors may also make payments to one or more participating financial firms based upon factors such as the amount of assets a financial firm’s clients have invested in a Fund and the quality of the financial firm’s relationship with the Distributor or ProFund Advisors. The additional payments described above are made at the Distributor’s or ProFund Advisors’ expense, as applicable. These payments may be made, at the discretion of the Distributor or ProFund Advisors to some of the financial firms that have sold the greatest amounts of shares of a Fund. In certain cases, the payments described in the preceding sentence may be subject to certain minimum payment levels.

Representatives of the Distributor and ProFund Advisors visit financial firms on a regular basis to educate financial advisors about a Fund and to encourage the sale of Fund shares to their clients. The costs and expenses associated with these efforts may include travel, lodging, sponsorship at educational seminars and conferences, entertainment and meals to the extent permitted by law and Rules of the Financial Industry Regulatory Authority, Inc.

If investment advisers, distributors or affiliates of mutual funds other than a Fund make payments (including, without limitation, sub-transfer agency fees, platform fees, bonuses and incentives) in differing amounts, financial firms and their financial consultants may have financial incentives for recommending a particular mutual fund (including a Fund) over other mutual funds. In addition, depending on the arrangements in place at any particular time, a financial firm and its financial consultants may also have a financial incentive for recommending a particular share class over other share classes. **You should consult with your financial advisor and review carefully any disclosure by the financial firm as to compensation received by that firm and/or your financial advisor.**

For further details about payments made by the Distributor or ProFund Advisors to financial firms, please see the SAI.

### Service Fees

Each Fund may pay insurers for a variety of administrative services provided in connection with offering a Fund as investment options under contracts issued by the insurers. In addition, ProFund Advisors may pay, out of its own assets and at no cost to a Fund, amounts to insurers, broker-dealers or other financial intermediaries in connection with the provision of

services to a Fund and investors, such as sub-administration, sub-transfer agency and other services, and/or the distribution of Fund shares.

## Frequent Purchases and Redemptions of Shares

The Board of Trustees of ProFunds has adopted a “Policy Regarding Frequent Purchases and Redemptions of ProFund Shares” (the “Policy”). Pursuant to this Policy, it is the general policy of ProFunds to permit frequent purchases and redemptions of Fund shares. Each Fund imposes no restrictions and charge no redemption fees to prevent or minimize frequent purchases and redemptions of Fund shares other than a \$10 wire fee under certain circumstances. Notwithstanding the provisions of this Policy, a Fund may reject any purchase request for any reason.

Frequent purchases and redemptions of Fund shares could increase the rate of portfolio turnover. A high level of portfolio turnover rate may negatively affect performance by increasing transaction costs of the Funds. In addition, large movements of assets into and out of a Fund may negatively affect a Fund's ability to achieve its investment objective or maintain a consistent level of operating expenses. In certain circumstances, a Fund's expense ratio may vary from current estimates or the historical ratio disclosed in this Prospectus.

## Taxes

Each Fund intends to qualify and be treated each year as a “regulated investment company” under the provisions of Subchapter M of the Internal Revenue Code of 1986, as amended (the “Code”). If a Fund qualifies as a regulated investment company and complies with the appropriate provisions of the Code, a Fund will not be subject to federal income tax on its investment income and net capital gains that it distributes to shareholders in a timely manner. In order for a Fund to qualify for taxation as a regulated investment company, it must meet certain tests with respect to the sources and types of its income, the nature and diversification of its assets, and the timing and amount of its distributions to shareholders.

Taxation of the shareholders. Shares of each Fund will be available only to (i) participating insurance companies and their separate accounts that fund variable annuity contracts (“VA Contracts”), variable life insurance policies (“VLI Policies”) or other variable insurance contracts, (ii) qualified pension or retirement plans, and (iii) the Advisor. Under current law, the shareholders that are life insurance company “segregated asset accounts” generally will not be subject to income tax currently on income from a Fund to the extent such income is applied to increase the values of VA Contracts and VLI Policies. Qualified pension or retirement plans qualify separately for exemption from tax on such income.

Except where noted, the discussion below is generally based on the assumption that the shares of a Fund will be respected as owned by insurance company separate accounts. If this is not the case, the person or persons determined to own a Fund shares

will be currently taxed on Fund distributions, and on the proceeds of any redemption of Fund shares, under the applicable Code rules.

Because the shareholders of each Fund will be separate accounts or qualified pension or retirement plans, no attempt is made here to particularly describe the federal income tax consequences at the shareholder level, nor does the discussion address other tax considerations, such as possible foreign, state or local taxes. For information concerning the federal income tax consequences to purchasers of VA Contracts and VLI Policies, please refer to the prospectus for the relevant variable contract. See the SAI for more information on taxes.

An insurance company separate account that funds VA Contracts and VLI Policies is subject to special diversification requirements under Section 817(h) of the Code. Where all the beneficial interests in a regulated investment company are held by insurance companies and certain other eligible holders, a separate account can “look through” the regulated investment company to determine the separate account's own diversification. Consequently, each Fund intends to diversify its investments in accordance with the requirements of Section 817(h), which generally require that, on the last day of each quarter of each calendar year, no more than 55% of the value of a Fund's total assets is represented by any one investment, no more than 70% is represented by any two investments, no more than 80% is represented by any three investments, and no more than 90% is represented by any four investments. For this purpose, securities of a single issuer are treated as one investment and each U.S. Government agency or instrumentality is treated as a separate issuer. Any security guaranteed (to the extent so guaranteed) by the U.S. Government or an agency or instrumentality of the U.S. Government is treated as a security issued by the U.S. Government or its agency or instrumentality, whichever is applicable.

If a Fund fails to meet the Section 817(h) diversification requirements or fails to qualify as a regulated investment company for any taxable year, a separate account investing in that Fund will fail the Section 817(h) requirements and therefore any income accrued under the VA Contracts and VLI Policies invested in that Fund for the calendar year in which the failure occurred and all prior years could become currently taxable to the owners of the contracts. In addition, if the Internal Revenue Service (“IRS”) finds an impermissible level of “investor control” of investment options underlying VA Contracts or VLI Policies, the advantageous tax treatment provided with respect to insurance company separate accounts under the Code will no longer be available. Please see the SAI for further discussion.

Investments in securities of foreign issuers may be subject to withholding and other taxes withheld at the source, including on dividend or interest payments. In that case, a Fund's yield on those securities would be decreased.

Investments by a Fund in options, futures, forward contracts, swaps and other derivative financial instruments are subject to

numerous special and complex tax rules. Because the tax rules applicable to such instruments may be uncertain under current law, an adverse determination or future IRS guidance with respect to these rules (which determination or guidance could be retroactive) may affect whether a Fund has made sufficient distributions, and otherwise satisfied the relevant requirements, to maintain its qualification as a regulated investment company and avoid a fund-level tax.

If, in any year, a Fund were to fail to meet the income, diversification or distribution test for treatment as a regulated investment company, a Fund could in some cases cure such failure, including by paying a fund-level tax, paying interest, making additional distributions or disposing of certain assets. If a Fund were ineligible to or did not cure such a failure for any taxable year, or otherwise failed to qualify as a regulated investment company that is accorded special tax treatment, (1) it would be taxed as an ordinary corporation on its taxable income for that year without being able to deduct the distributions it makes to its shareholders and (2) each insurance company separate account invested in a Fund would fail to satisfy the separate diversification requirements described above, with the result that the contracts supported by that account would no longer be eligible for tax deferral. A Fund could also be required to recognize unrealized gains, pay substantial taxes and interest

and make certain distributions before requalifying for treatment as a regulated investment company.

### **Contractual Arrangement**

The Trust enters into contractual arrangements with various parties, including, among others, the Advisor, administrator, custodian, transfer agent, and Distributor, who provide services to each Fund. Shareholders are not parties to, or intended (or “third party”) beneficiaries of, any of these contractual arrangements, and those contractual arrangements are not intended to create in any individual shareholder or group of shareholders and right to enforce them against the service providers or to seek any remedy under them against the service providers, either directly or on behalf of the Trust.

This Prospectus provides information concerning the Trust and each Fund that you should consider in determining whether to purchase shares of a Fund. None of this Prospectus, the SAI or any contract that is an exhibit to the Trust’s registration statements, is intended to, nor does it, give rise to an agreement or contract between the Trust or each Fund and any investor, or give rise to any contract or other rights in any individual shareholder, group of shareholders or other person than any rights conferred explicitly by federal or state securities laws that may not be waived.

# Financial Highlights

The following tables are intended to help you understand the financial history of each Fund for the past five years (or since inception, if shorter). Certain information reflects financial results of a single share. The total return information represents the rate of return and the per share operating performance that an investor would have earned (or lost) on an investment in a Fund, assuming reinvestment of all dividends and distributions. This information has been derived from information audited by PricewaterhouseCoopers LLP, an independent registered public accounting firm, whose report, along with the financial statements of a Fund, appears in the Annual Report of each Fund and is available upon request.



# ProFunds Financial Highlights FOR THE PERIODS INDICATED

Selected data for a share of beneficial interest outstanding throughout the periods indicated.

	Investment Activities				Distributions to Shareholders From				Ratios to Average Net Assets				Supplemental Data		
	Net Asset Value, Beginning of Period	Net Investment Income (Loss) <sup>(a)</sup>	Net Realized and Unrealized Gains (Losses) on Investments		Total from Investment Activities	Net Investment Income	Net Realized Gain on Investments	Total Distributions	Net Asset Value, End of Period	Total Return	Gross Expenses	Net Expenses	Net Investment Income (Loss)	Net Assets, End of Period (000's)	Portfolio Turnover Rate <sup>(b)</sup>
			Unrealized	Realized											
ProFund VP Asia 30															
Year Ended December 31, 2020	\$62.15	(0.11)	21.13		21.02	(0.72)	(6.58)	(730)	\$75.87	35.55%	1.71%	1.68%	(0.18)%	\$29,494	130%
Year Ended December 31, 2019	\$49.34	0.39	12.56		12.95	(0.14)	–	(0.14)	\$62.15	26.31%	1.72%	1.68%	0.68%	\$29,057	111%
Year Ended December 31, 2018	\$60.88	0.11	(11.37)		(11.26)	(0.28)	–	(0.28)	\$49.34	(18.59)%	1.74%	1.68%	0.19%	\$19,796	87%
Year Ended December 31, 2017	\$47.26	0.21	15.27		15.48	–	(1.86)	(1.86)	\$60.88	32.87%	1.70%	1.68%	0.37%	\$34,695	96%
Year Ended December 31, 2016	\$47.47	(0.06)	0.41		0.35	(0.56)	–	(0.56)	\$47.26	0.64%	1.76%	1.68%	(0.14)%	\$22,764	79%
ProFund VP Banks															
Year Ended December 31, 2020	\$28.74	0.36	(4.85)		(4.49)	(0.48)	–	(0.48)	\$23.77	(15.21)%	1.74%	1.68%	1.74%	\$4,823	478%
Year Ended December 31, 2019	\$21.31	0.31	7.39		7.70	(0.27)	–	(0.27)	\$28.74	36.43%	1.70%	1.68%	1.24%	\$9,333	293%
Year Ended December 31, 2018	\$26.03	0.15	(4.79)		(4.64)	(0.08)	–	(0.08)	\$21.31	(17.90)%	1.71%	1.68%	0.57%	\$6,539	324%
Year Ended December 31, 2017	\$22.14	0.08	3.87		3.95	(0.06)	–	(0.06)	\$26.03	17.92%	1.69%	1.68%	0.36%	\$14,608	319%
Year Ended December 31, 2016	\$18.02	0.09	4.08		4.17	(0.05)	–	(0.05)	\$22.14	23.23%	1.68%	1.68%	0.50%	\$14,273	362%

<sup>(a)</sup> Per share net investment income (loss) has been calculated using the average daily shares method.

<sup>(b)</sup> Portfolio turnover rate is calculated without regard to instruments having a maturity of less than one year from acquisition or derivative instruments (including swap agreements and futures contracts). The portfolio turnover rate can be high and volatile due to the amount and timing of sales and purchases of fund shares during the period.

	Investment Activities				Distributions to Shareholders From				Ratios to Average Net Assets				Supplemental Data	
	Net Asset Value, Beginning of Period	Net Investment Income (Loss) <sup>(a)</sup>	Net Realized and Unrealized Gains (Losses) on Investments	Total from Investment Activities	Net Investment Income	Net Realized Gain on Investments	Total Distributions	Net Asset Value, End of Period	Total Return	Gross Expenses	Net Expenses	Net Investment Income (Loss)	Net Assets, End of Period (000's)	Portfolio Turnover Rate <sup>(b)</sup>
ProFund VP Basic Materials														
Year Ended December 31, 2020	\$64.71	0.32	9.87	10.19	(0.42)	(5.12)	(5.54)	\$69.36	16.49%	1.73%	1.68%	0.53%	\$16,416	135%
Year Ended December 31, 2019	\$56.94	0.37	9.53	9.90	(0.22)	(1.91)	(2.13)	\$64.71	17.72%	1.71%	1.68%	0.60%	\$11,884	58%
Year Ended December 31, 2018	\$69.41	0.14	(12.36)	(12.22)	(0.25)	—	(0.25)	\$56.94	(17.66)%	1.74%	1.68%	0.21%	\$12,171	39%
Year Ended December 31, 2017	\$56.66	0.17	12.84	13.01	(0.26)	—	(0.26)	\$69.41	22.96%	1.69%	1.68%	0.27%	\$33,707	127%
Year Ended December 31, 2016	\$48.01	0.29	8.57	8.86	(0.21)	—	(0.21)	\$56.66	18.49%	1.73%	1.68%	0.56%	\$23,131	109%
ProFund VP Bear														
Year Ended December 31, 2020	\$26.47	(0.35)	(6.41)	(6.76)	(0.12)	—	(0.12)	\$19.59	(25.61)%	1.79%	1.68%	(1.40)%	\$2,352	—
Year Ended December 31, 2019	\$34.40	0.13	(8.03)	(7.90)	(0.03)	—	(0.03)	\$26.47	(22.95)%	1.74%	1.71% <sup>(c)</sup>	0.43%	\$3,207	—
Year Ended December 31, 2018	\$33.06	0.03	1.31	1.34	—	—	—	\$34.40	4.05%	1.65%	1.65%	0.08%	\$4,135	—
Year Ended December 31, 2017	\$40.30	(0.32)	(6.92)	(7.24)	—	—	—	\$33.06	(17.97)%	1.68%	1.68%	(0.88)%	\$4,157	—
Year Ended December 31, 2016 <sup>(d)</sup>	\$46.37	(0.63)	(5.44)	(6.07)	—	—	—	\$40.30	(13.05)%	1.68%	1.68%	(1.42)%	\$6,283	—

<sup>(a)</sup> Per share net investment income (loss) has been calculated using the average daily shares method.

<sup>(b)</sup> Portfolio turnover rate is calculated without regard to instruments having a maturity of less than one year from acquisition or derivative instruments (including swap agreements and futures contracts). The portfolio turnover rate can be high and volatile due to the amount and timing of sales and purchases of fund shares during the period.

<sup>(c)</sup> The expense ratio does not correlate to the applicable expense limits in place during the period given that the annual contractual expense limitation is applied for the one year periods ended April 30th of each year, instead of coinciding with the December 31st year end. Details of the current expense limitation in effect can be found in Note 4 of the Trust's annual report dated December 31, 2020.

<sup>(d)</sup> As described in Note 8 of the Trust's annual report dated December 31, 2020, share amounts have been adjusted for 1:5 reverse share split that occurred on December 5, 2016.

# ProFunds Financial Highlights

FOR THE PERIODS INDICATED

Selected data for a share of beneficial interest outstanding throughout the periods indicated.

	Investment Activities				Distributions to Shareholders From				Ratios to Average Net Assets				Supplemental Data		
	Net Asset Value, Beginning of Period	Net Investment Income (Loss) <sup>(a)</sup>	Net Realized and Unrealized Gains (Losses) on Investments		Total from Investment Activities	Net Investment Income	Net Realized Gain on Investments	Total Distributions	Net Asset Value, End of Period	Total Return	Gross Expenses	Net Expenses	Net Investment Income (Loss)	Net Assets, End of Period (000's)	Portfolio Turnover Rate <sup>(b)</sup>
ProFund VP Biotechnology															
Year Ended December 31, 2020	\$76.13	(0.05)	11.57	11.52		(0.01)	(5.51)	(5.52)	\$82.13	15.38%	1.57%	1.67%	(0.06)%	\$60,969	70%
Year Ended December 31, 2019	\$65.65	0.01	10.75	10.76		–	(0.28)	(0.28)	\$76.13	16.46%	1.63%	1.63%	0.02%	\$57,767	81%
Year Ended December 31, 2018	\$70.40	(0.07)	(4.68)	(4.75)		–	–	–	\$65.65	(6.75)%	1.58%	1.58%	(0.10)%	\$55,520	114%
Year Ended December 31, 2017	\$57.44	(0.14)	13.10	12.96		–	–	–	\$70.40	22.54%	1.59%	1.59%	(0.22)%	\$68,165	157%
Year Ended December 31, 2016	\$68.89	(0.14)	(10.47)	(10.61)		–	(0.84)	(0.84)	\$57.44	(15.48)%	1.57%	1.57%	(0.24)%	\$59,112	154%
ProFund VP Bull															
Year Ended December 31, 2020	\$53.62	(0.23)	8.70	8.47		(0.05)	(2.66)	(2.71)	\$59.38	16.03%	1.72%	1.69% <sup>(c)</sup>	(0.44)%	\$66,044	4%
Year Ended December 31, 2019	\$42.46	0.16	11.98	12.14		(0.13)	(0.85)	(0.98)	\$63.62	28.88%	1.70%	1.70% <sup>(c)</sup>	0.32%	\$65,972	56%
Year Ended December 31, 2018	\$50.65	0.11	(2.71)	(2.60)		–	(5.59)	(5.59)	\$42.46	(6.15)% <sup>(d)</sup>	1.69%	1.62% <sup>(d)</sup>	0.23% <sup>(d)</sup>	\$58,926	8%
Year Ended December 31, 2017	\$43.55	(0.13)	8.48	8.35		–	(1.25)	(1.25)	\$50.65	19.34%	1.68%	1.68%	(0.28)%	\$92,541	3%
Year Ended December 31, 2016	\$40.57	(0.19)	4.09	3.90		–	(0.92)	(0.92)	\$43.55	9.66%	1.71%	1.68%	(0.45)%	\$77,915	4%

<sup>(a)</sup> Per share net investment income (loss) has been calculated using the average daily shares method.

<sup>(b)</sup> Portfolio turnover rate is calculated without regard to instruments having a maturity of less than one year from acquisition or derivative instruments (including swap agreements and futures contracts). The portfolio turnover rate can be high and volatile due to the amount and timing of sales and purchases of fund shares during the period.

<sup>(c)</sup> The expense ratio does not correlate to the applicable expense limits in place during the period given that the annual contractual expense limitation is applied for the one year periods ended April 30th of each year, instead of coinciding with the December 31st year end. Details of the current expense limitation in effect can be found in Note 4 of the Trust's annual report dated December 31, 2020.

<sup>(d)</sup> During 2018, the Fund received a non-recurring reimbursement from a third party relating to expenses that were incurred in a prior year. Had this reimbursement not occurred, the net expense ratio and net investment income (loss) ratio would have been 1.68% and 0.17%, respectively, and the total return would have been (6.22)%.

ProFund VP Consumer Goods														
Year Ended December 31, 2020	\$48.21	0.25	14.61	14.86	(0.38)	(0.50)	(0.88)	\$62.19	31.05%	1.75%	1.68%	0.50%	\$18,373	141%
Year Ended December 31, 2019	\$46.16	0.49	10.83	11.32	(0.80)	(8.47)	(9.27)	\$48.21	26.56%	1.73%	1.68%	1.01%	\$12,137	71%
Year Ended December 31, 2018	\$66.23	0.70	(9.43)	(8.73)	(0.74)	(10.60)	(11.34)	\$46.16	(14.80)%	1.72%	1.68%	1.23%	\$8,989	41%
Year Ended December 31, 2017	\$59.18	0.49	8.33	8.82	(0.82)	(0.95)	(1.77)	\$66.23	15.05%	1.68%	1.68%	0.76%	\$18,827	107%
Year Ended December 31, 2016	\$57.77	0.48	1.59	2.07	(0.66)	—	(0.66)	\$59.18	3.54%	1.68%	1.68%	0.81%	\$16,374	84%
ProFund VP Consumer Services														
Year Ended December 31, 2020	\$82.97	(0.56)	22.85	22.29	—	(29.11)	(29.11)	\$76.15	28.34%	1.75%	1.68%	(0.72)%	\$31,935	116%
Year Ended December 31, 2019	\$69.55	(0.40)	17.30	16.90	—	(3.48)	(3.48)	\$82.97	24.64%	1.72%	1.71% <sup>(c)</sup>	(0.50)%	\$26,846	182%
Year Ended December 31, 2018	\$72.88	(0.29)	1.12	0.83	—	(4.16)	(4.16)	\$69.55	0.62% <sup>(d)</sup>	1.73%	1.65% <sup>(d)</sup>	(0.38)% <sup>(d)</sup>	\$25,222	82%
Year Ended December 31, 2017	\$61.58	(0.12)	11.42	11.30	—	—	—	\$72.88	18.37%	1.72%	1.68%	(0.18)%	\$32,762	81%
Year Ended December 31, 2016	\$59.70	(0.12)	2.61	2.49	—	(0.61)	(0.61)	\$61.58	4.18%	1.73%	1.68%	(0.20)%	\$27,416	66%

<sup>(a)</sup> Per share net investment income (loss) has been calculated using the average daily shares method.

<sup>(b)</sup> Portfolio turnover rate is calculated without regard to instruments having a maturity of less than one year from acquisition or derivative instruments (including swap agreements and futures contracts). The portfolio turnover rate can be high and volatile due to the amount and timing of sales and purchases of fund shares during the period.

<sup>(c)</sup> The expense ratio does not correlate to the applicable expense limits in place during the period given that the annual contractual expense limitation is applied for the one year periods ended April 30th of each year, instead of coinciding with the December 31st year end. Details of the current expense limitation in effect can be found in Note 4 of the Trust's annual report dated December 31, 2020.

<sup>(d)</sup> During 2018, the Fund received a non-recurring reimbursement from a third party relating to expenses that were incurred in a prior year. Had this reimbursement not occurred, the net expense ratio and net investment income (loss) ratio would have been 1.67% and (0.40)%, respectively, and the total return would have been 0.60%.

# ProFunds Financial Highlights

FOR THE PERIODS INDICATED

Selected data for a share of beneficial interest outstanding throughout the periods indicated.

	Investment Activities				Distributions to Shareholders From				Ratios to Average Net Assets				Supplemental Data		
	Net Asset Value, Beginning of Period	Net Investment Income (Loss) <sup>(a)</sup>	Net Realized and Unrealized Gains (Losses) on Investments	Total from Investment Activities	Net Investment Income	Net Realized Gain on Investments	Total Distributions	Net Asset Value, End of Period	Total Return	Gross Expenses	Net Expenses	Net Investment Income (Loss)	Net Assets, End of Period (000s)	Portfolio Turnover Rate <sup>(b)</sup>	
ProFund VP Dow 30															
Year Ended December 31, 2020	\$28.16	(0.31)	2.05	1.74	(0.13)	(6.51)	(6.64)	\$23.26	7.41%	1.58%	1.58%	(1.31)%	\$385	—	
Year Ended December 31, 2019	\$23.07	0.15	4.97	5.12	(0.03)	—	(0.03)	\$28.16	22.18%	1.47%	1.47%	0.56%	\$316	—	
Year Ended December 31, 2018	\$31.90	0.05	(1.18)	(1.13)	—	(7.70)	(7.70)	\$23.07	(6.03)%	1.49%	1.49%	0.16%	\$307	—	
Year Ended December 31, 2017	\$36.39	(0.24)	7.74	7.50	—	(11.99)	(11.99)	\$31.90	23.63%	1.44%	1.44%	(0.68)%	\$349	—	
Year Ended December 31, 2016	\$32.23	(0.38)	4.54	4.16	—	—	—	\$36.39	12.91%	1.44%	1.44%	(1.15)%	\$330	—	
ProFund VP Emerging Markets															
Year Ended December 31, 2020	\$29.08	(0.08)	7.82	7.74	(0.18)	—	(0.18)	\$36.64	26.72% <sup>(c)</sup>	1.74%	1.68%	(0.29)%	\$26,509	108%	
Year Ended December 31, 2019	\$23.54	0.15	5.53	5.68	(0.14)	—	(0.14)	\$29.08	24.23% <sup>(d)</sup>	1.74%	1.68%	0.58%	\$25,952	83%	
Year Ended December 31, 2018	\$27.85	0.09	(4.33)	(4.24)	(0.07)	—	(0.07)	\$23.54	(15.27)%	1.74%	1.68%	0.34%	\$17,065	21%	
Year Ended December 31, 2017	\$20.91	0.06	6.89	6.95	(0.01)	—	(0.01)	\$27.85	33.26%	1.70%	1.68%	0.21%	\$34,450	54%	
Year Ended December 31, 2016	\$18.86	0.02	2.06	2.08	(0.03)	—	(0.03)	\$20.91	11.01%	1.72%	1.68%	0.10%	\$14,906	118%	

<sup>(a)</sup> Per share net investment income (loss) has been calculated using the average daily shares method.

<sup>(b)</sup> Portfolio turnover rate is calculated without regard to instruments having a maturity of less than one year from acquisition or derivative instruments (including swap agreements and futures contracts). The portfolio turnover rate can be high and volatile due to the amount and timing of sales and purchases of fund shares during the period.

<sup>(c)</sup> During the year ended December 31, 2020, the Fund received monies related to certain nonrecurring litigation settlements. The corresponding impact to the total return was an increase of 0.20%.

<sup>(d)</sup> During the year ended December 31, 2019, the Fund received monies related to certain nonrecurring litigation settlements. The corresponding impact to the total return was an increase of 0.69%.



	Investment Activities				Distributions to Shareholders From				Ratios to Average Net Assets				Supplemental Data	
	Net Asset Value, Beginning of Period	Net Investment Income (Loss) <sup>(a)</sup>	Net Realized and Unrealized Gains (Losses) on Investments	Total from Investment Activities	Net Investment Income	Net Realized Gain on Investments	Total Distributions	Net Asset Value, End of Period	Total Return	Gross Expenses	Net Expenses	Net Investment Income (Loss)	Net Assets, End of Period (000's)	Portfolio Turnover Rate <sup>(b)</sup>
<b>ProFund VP Europe 30</b>														
Year Ended December 31, 2020	\$23.50	0.22	(2.43)	(2.21)	(0.53)	-	(0.53)	\$20.76	(9.23)%	1.77%	1.68%	1.10%	\$14,729	63%
Year Ended December 31, 2019	\$20.55	0.45	3.15	3.60	(0.65)	-	(0.65)	\$23.50	17.79%	1.79%	1.68%	1.97%	\$19,526	85%
Year Ended December 31, 2018	\$24.53	0.48	(3.86)	(3.38)	(0.60)	-	(0.60)	\$20.55	(14.13)%	1.75%	1.68%	1.99%	\$18,331	228%
Year Ended December 31, 2017	\$20.84	0.50	3.60	4.10	(0.41)	-	(0.41)	\$24.53	19.71%	1.74%	1.68%	2.14%	\$32,199	181%
Year Ended December 31, 2016	\$19.90	0.50	1.03	1.53	(0.59)	-	(0.59)	\$20.84	7.76%	1.70%	1.68%	2.54%	\$24,231	102%
<b>ProFund VP Falling U.S. Dollar</b>														
Year Ended December 31, 2020	\$17.60	(0.25)	1.09	0.84	(0.07)	-	(0.07)	\$18.37	4.80%	3.18%	1.68%	(1.44)%	\$1,336	-
Year Ended December 31, 2019	\$18.03	0.08	(0.50)	(0.42)	(0.01)	-	(0.01)	\$17.60	(2.34)%	5.49%	1.68%	0.44%	\$615	-
Year Ended December 31, 2018	\$22.30	0.01	(1.34)	(1.33)	-	(2.94)	(2.94)	\$18.03	(6.31)%	4.51%	1.68%	0.03%	\$677	-
Year Ended December 31, 2017	\$20.57	(0.18)	1.91	1.73	-	-	-	\$22.30	8.46%	3.09%	1.68%	(0.84)%	\$693	-
Year Ended December 31, 2016	\$21.85	(0.31)	(0.97)	(1.28)	-	-	-	\$20.57	(5.86)%	4.39%	1.68%	(1.42)%	\$445	-

<sup>(a)</sup> Per share net investment income (loss) has been calculated using the average daily shares method.

<sup>(b)</sup> Portfolio turnover rate is calculated without regard to instruments having a maturity of less than one year from acquisition or derivative instruments (including swap agreements and futures contracts). The portfolio turnover rate can be high and volatile due to the amount and timing of sales and purchases of fund shares during the period.

# ProFunds Financial Highlights

FOR THE PERIODS INDICATED

Selected data for a share of beneficial interest outstanding throughout the periods indicated.

	Investment Activities				Distributions to Shareholders From				Ratios to Average Net Assets				Supplemental Data		
	Net Asset Value, Beginning of Period	Net Investment Income (Loss) <sup>(a)</sup>	Net Realized and Unrealized Gains (Losses) on Investments		Total from Investment Activities	Net Investment Income	Net Realized Gain on Investments	Total Distributions	Net Asset Value, End of Period	Total Return	Gross Expenses	Net Expenses	Net Investment Income (Loss)	Net Assets, End of Period (000's)	Portfolio Turnover Rate <sup>(b)</sup>
ProFund VP Financials															
Year Ended December 31, 2020	\$46.06	0.23	(1.41)	(1.18)		(0.28)	(2.99)	(3.27)	\$41.61	(1.77)%	1.74%	1.68%	0.58%	\$27,234	145%
Year Ended December 31, 2019	\$37.39	0.21	10.83	11.04		(0.23)	(2.14)	(2.37)	\$46.06	30.27%	1.71%	1.71% <sup>(c)</sup>	0.50%	\$36,747	52%
Year Ended December 31, 2018	\$41.89	0.19	(4.53)	(4.34)		(0.16)	—	(0.16)	\$37.39	(10.43)% <sup>(d)</sup>	1.70%	1.63% <sup>(d)</sup>	0.45% <sup>(d)</sup>	\$29,825	27%
Year Ended December 31, 2017	\$35.57	0.13	6.32	6.45		(0.13)	—	(0.13)	\$41.89	18.19%	1.68%	1.68%	0.35%	\$51,452	64%
Year Ended December 31, 2016	\$30.95	0.17	4.56	4.73		(0.11)	—	(0.11)	\$35.57	15.32%	1.71%	1.68%	0.56%	\$46,125	98%
ProFund VP Government Money Market															
Year Ended December 31, 2020	\$1,000	0.001	— <sup>(e)</sup>	0.001		(0.001)	—	(0.001)	\$1,000	0.04%	1.16%	0.52% <sup>(f)</sup>	0.05%	\$48,075	—
Year Ended December 31, 2019	\$1,000	0.008	— <sup>(e)</sup>	0.008		(0.008)	—	(0.008)	\$1,000	0.77%	1.35%	1.35%	0.78%	\$145,715	—
Year Ended December 31, 2018	\$1,000	— <sup>(e)</sup>	— <sup>(e)</sup>	— <sup>(e)</sup>		— <sup>(e)</sup>	—	— <sup>(e)</sup>	\$1,000	0.42%	1.46%	1.37% <sup>(c)</sup>	0.41%	\$193,519	—
Year Ended December 31, 2017	\$1,000	— <sup>(e)</sup>	— <sup>(e)</sup>	— <sup>(e)</sup>		— <sup>(e)</sup>	—	— <sup>(e)</sup>	\$1,000	0.02%	1.14%	0.83% <sup>(f)</sup>	0.01%	\$188,217	—
Year Ended December 31, 2016	\$1,000	— <sup>(e)</sup>	— <sup>(e)</sup>	— <sup>(e)</sup>		— <sup>(e)</sup>	—	— <sup>(e)</sup>	\$1,000	0.02%	1.14%	0.29% <sup>(f)</sup>	0.01%	\$120,099	—

<sup>(a)</sup> Per share net investment income (loss) has been calculated using the average daily shares method.

<sup>(b)</sup> Portfolio turnover rate is calculated without regard to instruments having a maturity of less than one year from acquisition or derivative instruments (including swap agreements and futures contracts). The portfolio turnover rate can be high and volatile due to the amount and timing of sales and purchases of fund shares during the period.

<sup>(c)</sup> The expense ratio does not correlate to the applicable expense limits in place during the period given that the annual contractual expense limitation is applied for the one year periods ended April 30th of each year, instead of coinciding with the December 31st year end. Details of the current expense limitation in effect can be found in Note 4 of the Trust's annual report dated December 31, 2020.

<sup>(d)</sup> During 2018, the Fund received a non-recurring reimbursement from a third party relating to expenses that were incurred in a prior year. Had this reimbursement not occurred, the net expense ratio and net investment income (loss) ratio would have been 1.67% and 0.41%, respectively, and the total return would have been (10.48)%.

<sup>(e)</sup> Amount is less than \$0.0005.

<sup>(f)</sup> The expense ratio for the period reflects the reduction of certain expenses to maintain a certain minimum net yield.

ProFund VP Health Care														
Year Ended December 31, 2020	\$74.91	0.03	10.27	10.30	–	(9.75)	(9.75)	\$75.46	14.44%	1.73%	1.68%	0.04%	\$52,001	58%
Year Ended December 31, 2019	\$71.82	(0.01)	12.63	12.62	–	(9.53)	(9.53)	\$74.91	19.37%	1.72%	1.68%	(0.01)%	\$49,409	33%
Year Ended December 31, 2018	\$73.28	(0.06)	3.29	3.23	–	(4.69)	(4.69)	\$71.82	4.44%	1.66%	1.65%	(0.08)%	\$52,173	61%
Year Ended December 31, 2017	\$64.38	(0.03)	13.49	13.46	–	(4.56)	(4.56)	\$73.28	20.92%	1.64%	1.64%	(0.04)%	\$53,670	43%
Year Ended December 31, 2016	\$67.11	(0.05)	(2.68)	(2.73)	–	–	–	\$64.38	(4.05)%	1.68%	1.68%	(0.08)%	\$48,744	24%
ProFund VP Industrials														
Year Ended December 31, 2020	\$79.25	(0.15)	13.24	13.09	(0.14)	(1.52)	(1.66)	\$90.68	16.76%	1.75%	1.68%	(0.20)%	\$17,080	123%
Year Ended December 31, 2019	\$72.70	0.10	20.77	20.87	–	(14.32)	(14.32)	\$79.25	30.49%	1.71%	1.68%	0.12%	\$17,879	71%
Year Ended December 31, 2018	\$83.42	(0.07)	(10.56)	(10.63)	(0.09)	–	(0.09)	\$72.70	(12.76)%	1.68%	1.67%	(0.09)%	\$11,116	67%
Year Ended December 31, 2017	\$68.28	0.09	15.19	15.28	(0.14)	–	(0.14)	\$83.42	22.40%	1.68%	1.68%	0.12%	\$39,291	107%
Year Ended December 31, 2016	\$58.19	0.23	9.97	10.20	(0.11)	–	(0.11)	\$68.28	17.55%	1.69%	1.68%	0.37%	\$32,361	203%

<sup>(a)</sup> Per share net investment income (loss) has been calculated using the average daily shares method.

<sup>(b)</sup> Portfolio turnover rate is calculated without regard to instruments having a maturity of less than one year from acquisition or derivative instruments (including swap agreements and futures contracts). The portfolio turnover rate can be high and volatile due to the amount and timing of sales and purchases of fund shares during the period.

# ProFunds Financial Highlights

FOR THE PERIODS INDICATED

Selected data for a share of beneficial interest outstanding throughout the periods indicated.

	Investment Activities				Distributions to Shareholders From				Ratios to Average Net Assets				Supplemental Data		
	Net Asset Value, Beginning of Period	Net Investment Income (Loss) <sup>(a)</sup>	Net Realized and Unrealized Gains (Losses) on Investments	Total from Investment Activities	Net Investment Income	Net Realized Gain on Investments	Total Distributions	Net Asset Value, End of Period	Total Return	Gross Expenses	Net Expenses	Net Investment Income (Loss)	Net Assets, End of Period (000's)	Portfolio Turnover Rate <sup>(b)</sup>	
ProFund VP International															
Year Ended December 31, 2020	\$19.66	(0.24)	1.19	0.95	(0.09)	–	(0.09)	\$20.52	4.90%	1.68%	1.68%	(1.36)%	\$5,532	–	
Year Ended December 31, 2019	\$16.53	0.08	3.10	3.18	(0.05)	–	(0.05)	\$19.66	19.27%	1.65%	1.65%	0.43%	\$5,679	–	
Year Ended December 31, 2018	\$23.47	0.04	(3.26)	(3.22)	–	(3.72)	(3.72)	\$16.53	(15.76)% <sup>(c)</sup>	1.57%	1.50% <sup>(c)</sup>	0.20% <sup>(c)</sup>	\$6,140	–	
Year Ended December 31, 2017	\$19.27	(0.18)	4.38	4.20	–	–	–	\$23.47	21.80%	1.68%	1.68%	(0.81)%	\$15,131	–	
Year Ended December 31, 2016	\$19.45	(0.27)	0.09	(0.18)	–	–	–	\$19.27	(0.93)%	1.68%	1.68%	(1.42)%	\$6,320	–	
ProFund VP Internet															
Year Ended December 31, 2020	\$43.10	(0.69)	22.44	21.75	–	(6.30)	(6.30)	\$58.55	50.82%	1.71%	1.68%	(1.36)%	\$26,399	116%	
Year Ended December 31, 2019 <sup>(d)</sup>	\$37.40	(0.54)	7.27	6.73	–	(1.03)	(1.03)	\$43.10	18.03%	1.69%	1.69% <sup>(e)</sup>	(1.24)%	\$16,593	163%	
Year Ended December 31, 2018 <sup>(d)</sup>	\$37.12	(0.59)	2.80	2.21	–	(1.93)	(1.93)	\$37.40	4.93%	1.64%	1.64%	(1.39)%	\$17,917	138%	
Year Ended December 31, 2017 <sup>(d)</sup>	\$27.28	(0.47)	10.31	9.84	–	–	–	\$37.12	36.05%	1.64%	1.64%	(1.43)%	\$16,656	116%	
Year Ended December 31, 2016 <sup>(d)</sup>	\$27.49	(0.40)	1.93	1.53	–	(1.74)	(1.74)	\$27.28	5.53%	1.68%	1.68%	(1.52)%	\$12,356	113%	

<sup>(a)</sup> Per share net investment income (loss) has been calculated using the average daily shares method.

<sup>(b)</sup> Portfolio turnover rate is calculated without regard to instruments having a maturity of less than one year from acquisition or derivative instruments (including swap agreements and futures contracts). The portfolio turnover rate can be high and volatile due to the amount and timing of sales and purchases of fund shares during the period.

<sup>(c)</sup> During 2018, the Fund received a non-recurring reimbursement from a third party relating to expenses that were incurred in a prior year. Had this reimbursement not occurred, the net expense ratio and net investment income (loss) ratio would have been 1.57% and 0.13%, respectively, and the total return would have been (15.84)%.

<sup>(d)</sup> As described in Note 8 of the Trust's annual report dated December 31, 2020, share amounts have been adjusted for 3:1 share split that occurred on November 18, 2019.

<sup>(e)</sup> The expense ratio does not correlate to the applicable expense limits in place during the period given that the annual contractual expense limitation is applied for the one year periods ended April 30th of each year, instead of coinciding with the December 31st year end. Details of the current expense limitation in effect can be found in Note 4 of the Trust's annual report dated December 31, 2020.

	Net Realized and Unrealized					Net			Net			Portfolio Turnover Rate <sup>(b)</sup>		
	Net Asset Value, Beginning of Period	Net Investment Income (Loss) <sup>(a)</sup>	Unrealized Gains (Losses) on Investments	Total from Investment Activities	Net Investment Income	Net Realized Gain on Investments	Total Distributions	Net Asset Value, End of Period	Total Return	Gross Expenses	Net Expenses		Investment Income (Loss)	Net Assets, End of Period (000's)
ProFund VP Japan														
Year Ended December 31, 2020	\$55.06	(0.73)	9.48	8.75	(0.16)	—	(0.16)	\$63.65	15.93%	1.75%	1.68%	(1.38)%	\$11,668	—
Year Ended December 31, 2019	\$45.95	0.12	9.06	9.18	(0.07)	—	(0.07)	\$55.06	20.00%	1.74%	1.74% <sup>(c)</sup>	0.23%	\$9,319	—
Year Ended December 31, 2018	\$52.00	0.05	(6.10)	(6.05)	—	—	—	\$45.95	(11.63)% <sup>(d)</sup>	1.63%	1.56% <sup>(d)</sup>	0.09% <sup>(d)</sup>	\$8,606	—
Year Ended December 31, 2017	\$43.90	(0.41)	8.51	8.10	—	—	—	\$52.00	18.45%	1.71%	1.68%	(0.89)%	\$12,840	—
Year Ended December 31, 2016 <sup>(e)</sup>	\$43.71	(0.56)	0.75	0.19	—	—	—	\$43.90	0.41%	1.69%	1.68%	(1.44)%	\$11,563	—
ProFund VP Large-Cap Growth														
Year Ended December 31, 2020	\$64.35	(0.35)	20.11	19.76	(6.88)	(6.88)	(6.88)	\$77.23	30.93%	1.75%	1.68%	(0.52)%	\$29,963	150%
Year Ended December 31, 2019	\$65.02	(0.10)	17.13	17.03	(17.70)	(17.70)	(17.70)	\$64.35	28.89%	1.73%	1.68%	(0.14)%	\$28,941	136%
Year Ended December 31, 2018	\$69.22	(0.22)	(0.74)	(0.96)	—	(3.24)	(3.24)	\$65.02	(1.86)%	1.69%	1.68%	(0.30)%	\$24,821	149%
Year Ended December 31, 2017	\$57.48	(0.04)	14.41	14.37	—	(2.63)	(2.63)	\$69.22	25.29%	1.68%	1.68%	(0.07)%	\$34,398	154%
Year Ended December 31, 2016	\$59.38	(0.06)	3.07	3.01	(0.03)	(4.88)	(4.91)	\$57.48	5.01%	1.68%	1.68%	(0.10)%	\$26,012	150%

<sup>(a)</sup> Per share net investment income (loss) has been calculated using the average daily shares method.

<sup>(b)</sup> Portfolio turnover rate is calculated without regard to instruments having a maturity of less than one year from acquisition or derivative instruments (including swap agreements and futures contracts). The portfolio turnover rate can be high and volatile due to the amount and timing of sales and purchases of fund shares during the period.

<sup>(c)</sup> The expense ratio does not correlate to the applicable expense limits in place during the period given that the annual contractual expense limitation is applied for the one year periods ended April 30th of each year, instead of coinciding with the December 31st year end. Details of the current expense limitation in effect can be found in Note 4 of the Trust's annual report dated December 31, 2020.

<sup>(d)</sup> During 2018, the Fund received a non-recurring reimbursement from a third party relating to expenses that were incurred in a prior year. Had this reimbursement not occurred, the net expense ratio and net investment income (loss) ratio would have been 1.63% and 0.02%, respectively, and the total return would have been (11.71)%.

<sup>(e)</sup> As described in Note 8 of the Trust's annual report dated December 31, 2020, share amounts have been adjusted for 1:4 reverse share split that occurred on December 5, 2016.



# ProFunds Financial Highlights

FOR THE PERIODS INDICATED

Selected data for a share of beneficial interest outstanding throughout the periods indicated.

	Investment Activities				Distributions to Shareholders From					Ratios to Average Net Assets				Supplemental Data	
	Net Asset Value, Beginning of Period	Net Investment Income (Loss) <sup>(a)</sup>	Net Realized and Unrealized Gains (Losses) on Investments		Total from Investment Activities	Net Investment Income	Net Realized Gain on Investments	Total Distributions	Net Asset Value, End of Period	Total Return	Gross Expenses	Net Expenses	Net Investment Income (Loss)	Net Assets, End of Period (000's)	Portfolio Turnover Rate <sup>(b)</sup>
			Unrealized												
ProFund VP Large-Cap Value															
Year Ended December 31, 2020	\$4760	0.43	(1.06)		(0.63)	(0.50)	(5.97)	(6.47)	\$40.50	(0.06)%	1.77%	1.68%	1.05%	\$14,607	97%
Year Ended December 31, 2019	\$4132	0.37	11.15		11.52	(0.46)	(4.78)	(5.24)	\$4760	29.77%	1.74%	1.68%	0.81%	\$22,202	110%
Year Ended December 31, 2018	\$46.62	0.38	(5.29)		(4.91)	(0.39)	–	(0.39)	\$41.32	(10.63)%	1.70%	1.68%	0.84%	\$15,394	116%
Year Ended December 31, 2017	\$41.52	0.35	5.21		5.56	(0.46)	–	(0.46)	\$46.62	13.43%	1.68%	1.68%	0.81%	\$20,450	72%
Year Ended December 31, 2016	\$36.40	0.38	5.20		5.58	(0.46)	–	(0.46)	\$41.52	15.43%	1.69%	1.68%	1.01%	\$25,426	138%
ProFund VP Mid-Cap															
Year Ended December 31, 2020	\$23.89	(0.26)	1.63		1.37	(0.22)	(6.89)	(7.11)	\$18.15	10.76%	1.70%	1.70% <sup>(c)</sup>	(1.34)%	\$10,731	–
Year Ended December 31, 2019	\$19.37	0.11	4.44		4.55	(0.03)	–	(0.03)	\$23.89	23.53%	1.64%	1.64%	0.50%	\$11,332	–
Year Ended December 31, 2018	\$29.47	0.02	(2.56)		(2.54)	–	(7.56)	(7.56)	\$19.37	(12.86)% <sup>(d)</sup>	1.52%	1.49% <sup>(d)</sup>	0.08% <sup>(d)</sup>	\$21,039	–
Year Ended December 31, 2017	\$34.24	(0.33)	4.53		4.20	–	(8.97)	(8.97)	\$29.47	13.43%	1.66%	1.66%	(0.96)%	\$38,793	–
Year Ended December 31, 2016	\$29.46	(0.44)	5.77		5.33	–	(0.55)	(0.55)	\$34.24	18.19%	1.68%	1.68%	(1.42)%	\$44,946	–

<sup>(a)</sup> Per share net investment income (loss) has been calculated using the average daily shares method.

<sup>(b)</sup> Portfolio turnover rate is calculated without regard to instruments having a maturity of less than one year from acquisition or derivative instruments (including swap agreements and futures contracts). The portfolio turnover rate can be high and volatile due to the amount and timing of sales and purchases of fund shares during the period.

<sup>(c)</sup> The expense ratio does not correlate to the applicable expense limits in place during the period given that the annual contractual expense limitation is applied for the one year periods ended April 30th of each year, instead of coinciding with the December 31st year end. Details of the current expense limitation in effect can be found in Note 4 of the Trust's annual report dated December 31, 2020.

<sup>(d)</sup> During 2018, the Fund received a non-recurring reimbursement from a third party relating to expenses that were incurred in a prior year. Had this reimbursement not occurred, the net expense ratio and net investment income (loss) ratio would have been 1.52% and 0.05%, respectively, and the total return would have been (12.94)%.

ProFund VP Mid-Cap Growth														
Year Ended December 31, 2020	\$43.13	(0.28)	8.71	8.43	–	(3.88)	(3.88)	\$47.68	20.90%	1.78%	1.68%	(0.68)%	\$21,028	184%
Year Ended December 31, 2019	\$38.51	(0.16)	9.17	9.01	–	(4.39)	(4.39)	\$43.13	24.24%	1.75%	1.68%	(0.38)%	\$20,792	191%
Year Ended December 31, 2018	\$47.64	(0.23)	(4.76)	(4.99)	–	(4.14)	(4.14)	\$38.51	(11.98)%	1.70%	1.68%	(0.48)%	\$14,603	131%
Year Ended December 31, 2017	\$44.26	(0.23)	8.08	7.85	–	(4.47)	(4.47)	\$47.64	18.31%	1.69%	1.68%	(0.49)%	\$22,590	88%
Year Ended December 31, 2016	\$41.33	(0.19)	5.47	5.28	–	(2.35)	(2.35)	\$44.26	12.87%	1.69%	1.68%	(0.45)%	\$21,492	171%
ProFund VP Mid-Cap Value														
Year Ended December 31, 2020	\$42.15	0.21	0.13 <sup>(c)</sup>	0.34	(0.15)	(2.98)	(3.13)	\$39.36	2.30%	1.80%	1.68%	0.60%	\$12,472	163%
Year Ended December 31, 2019	\$35.25	0.10	8.22	8.32	(0.08)	(1.34)	(1.42)	\$42.15	24.08%	1.75%	1.68%	0.26%	\$17,712	232%
Year Ended December 31, 2018	\$46.61	0.09	(5.33)	(5.24)	(0.05)	(6.07)	(6.12)	\$35.25	(13.29)%	1.71%	1.68%	0.21%	\$10,985	127%
Year Ended December 31, 2017	\$45.02	0.03	4.63	4.66	(0.15)	(2.92)	(3.07)	\$46.61	10.61%	1.70%	1.68%	0.07%	\$16,464	66%
Year Ended December 31, 2016	\$36.86	0.11	8.80	8.91	(0.08)	(0.67)	(0.75)	\$45.02	24.34%	1.70%	1.68%	0.27%	\$30,042	181%

<sup>(a)</sup> Per share net investment income (loss) has been calculated using the average daily shares method.

<sup>(b)</sup> Portfolio turnover rate is calculated without regard to instruments having a maturity of less than one year from acquisition or derivative instruments (including swap agreements and futures contracts). The portfolio turnover rate can be high and volatile due to the amount and timing of sales and purchases of fund shares during the period.

<sup>(c)</sup> The amount shown for a share outstanding throughout the period does not accord with the change in aggregate gains and losses in the portfolio of securities during the period because of the timing of sales and purchases of fund shares in relation to fluctuating market values during the period.

# ProFunds Financial Highlights

FOR THE PERIODS INDICATED

Selected data for a share of beneficial interest outstanding throughout the periods indicated.

	Investment Activities				Distributions to Shareholders From				Ratios to Average Net Assets				Supplemental Data		
	Net Asset Value, Beginning of Period	Net Investment Income (Loss) <sup>(a)</sup>	Net Realized and Unrealized Gains (Losses) on Investments		Total from Investment Activities	Net Investment Income	Net Realized Gain on Investments	Total Distributions	Net Asset Value, End of Period	Total Return	Gross Expenses	Net Expenses	Net Investment Income (Loss)	Net Assets, End of Period (000's)	Portfolio Turnover Rate <sup>(b)</sup>
ProFund VP Nasdaq-100															
Year Ended December 31, 2020	\$51.68	(0.59)	24.00		23.41	–	(4.36)	(4.36)	\$70.73	45.57%	1.73%	1.68%	(0.99)%	\$155,209	10%
Year Ended December 31, 2019	\$38.09	(0.13)	14.06		13.93	–	(0.34)	(0.34)	\$51.68	36.70%	1.72%	1.69% <sup>(c)</sup>	(0.29)%	\$103,193	9%
Year Ended December 31, 2018	\$42.74	(0.15)	(0.08)		(0.23)	–	(4.42)	(4.42)	\$38.09	(1.87)% <sup>(d)</sup>	1.74%	1.67% <sup>(d)</sup>	(0.34)% <sup>(d)</sup>	\$64,653	6%
Year Ended December 31, 2017	\$32.91	(0.26)	10.24		9.98	–	(0.15)	(0.15)	\$42.74	30.37%	1.71%	1.68%	(0.68)%	\$73,907	4%
Year Ended December 31, 2016	\$32.56	(0.26)	1.97		1.71	–	(1.36)	(1.36)	\$32.91	5.26%	1.73%	1.68%	(0.82)%	\$60,499	4%
ProFund VP Oil & Gas															
Year Ended December 31, 2020	\$29.86	0.57	(10.93)		(10.36)	(0.50)	(0.22)	(0.72)	\$18.78	(34.46)%	1.76%	1.68%	3.00%	\$18,535	130%
Year Ended December 31, 2019	\$28.99	0.45	1.90		2.35	(0.44)	(1.04)	(1.48)	\$29.86	8.52%	1.72% <sup>(c)</sup>	1.72% <sup>(c)</sup>	1.46%	\$26,442	38%
Year Ended December 31, 2018	\$36.93	0.36	(7.68)		(7.32)	(0.62)	–	(0.62)	\$28.99	(20.22)% <sup>(e)</sup>	1.72%	1.65% <sup>(e)</sup>	0.99% <sup>(e)</sup>	\$25,783	76%
Year Ended December 31, 2017	\$38.63	0.53	(1.78)		(1.25)	(0.45)	–	(0.45)	\$36.93	(3.17)%	1.69%	1.68%	1.52%	\$41,863	35%
Year Ended December 31, 2016	\$31.52	0.37	7.22		7.59	(0.48)	–	(0.48)	\$38.63	24.18%	1.70%	1.68%	1.07%	\$55,134	50%

<sup>(a)</sup> Per share net investment income (loss) has been calculated using the average daily shares method.

<sup>(b)</sup> Portfolio turnover rate is calculated without regard to instruments having a maturity of less than one year from acquisition or derivative instruments (including swap agreements and futures contracts). The portfolio turnover rate can be high and volatile due to the amount and timing of sales and purchases of fund shares during the period.

<sup>(c)</sup> The expense ratio does not correlate to the applicable expense limits in place during the period given that the annual contractual expense limitation is applied for the one year periods ended April 30th of each year, instead of coinciding with the December 31st year end. Details of the current expense limitation in effect can be found in Note 4 of the Trust's annual report dated December 31, 2020.

<sup>(d)</sup> During 2018, the Fund received a non-recurring reimbursement from a third party relating to expenses that were incurred in a prior year. Had this reimbursement not occurred, the net expense ratio and net investment income (loss) ratio would have been 1.68% and (0.35)%, respectively, and the total return would have been (1.88)%.

<sup>(e)</sup> During 2018, the Fund received a non-recurring reimbursement from a third party relating to expenses that were incurred in a prior year. Had this reimbursement not occurred, the net expense ratio and net investment income (loss) ratio would have been 1.68% and 0.96%, respectively, and the total return would have been (20.26)%.

ProFund VP Pharmaceuticals														
Year Ended December 31, 2020	\$34.29	— <sup>(c)</sup>	4.29	4.29	(0.04)	—	(0.04)	\$38.54	12.51%	1.73%	1.68%	0.01%	\$16,271	91%
Year Ended December 31, 2019	\$34.85	0.04	4.22	4.26	(0.31)	(4.51)	(4.82)	\$34.29	14.04%	1.74%	1.68%	0.12%	\$13,604	126%
Year Ended December 31, 2018	\$38.53	0.25	(2.58)	(2.33)	(0.42)	(0.93)	(1.35)	\$34.85	(6.20)%	1.76%	1.68%	0.65%	\$13,833	261%
Year Ended December 31, 2017	\$35.42	0.33	3.34	3.67	(0.39)	(0.17)	(0.56)	\$38.53	10.36%	1.70%	1.68%	0.88%	\$17,278	219%
Year Ended December 31, 2016	\$39.47	0.29	(1.63)	(1.34)	(0.38)	(2.33)	(2.71)	\$35.42	(3.73)%	1.71%	1.68%	0.76%	\$19,878	247%
ProFund VP Precious Metals														
Year Ended December 31, 2020	\$24.94	(0.42)	6.44	6.02	(0.07)	—	(0.07)	\$30.89	24.10%	1.74%	1.68%	(1.43)%	\$38,371	—
Year Ended December 31, 2019	\$17.10	0.07	7.78	7.85	(0.01)	—	(0.01)	\$24.94	45.98%	1.72%	1.68%	0.37%	\$32,395	—
Year Ended December 31, 2018	\$19.75	0.01	(2.66)	(2.65)	—	—	—	\$17.10	(13.47)%	1.75%	1.68%	0.04%	\$19,001	—
Year Ended December 31, 2017	\$18.76	(0.18)	1.17	0.99	—	—	—	\$19.75	5.28%	1.70%	1.68%	(0.88)%	\$24,286	—
Year Ended December 31, 2016	\$12.04	(0.30)	7.02	6.72	—	—	—	\$18.76	55.81%	1.70%	1.68%	(1.41)%	\$28,560	—

<sup>(a)</sup> Per share net investment income (loss) has been calculated using the average daily shares method.

<sup>(b)</sup> Portfolio turnover rate is calculated without regard to instruments having a maturity of less than one year from acquisition or derivative instruments (including swap agreements and futures contracts). The portfolio turnover rate can be high and volatile due to the amount and timing of sales and purchases of fund shares during the period.

<sup>(c)</sup> Amount is less than \$0.0005.

# ProFunds Financial Highlights

FOR THE PERIODS INDICATED

Selected data for a share of beneficial interest outstanding throughout the periods indicated.

	Investment Activities					Distributions to Shareholders From					Ratios to Average Net Assets			Supplemental Data	
	Net Asset Value, Beginning of Period	Net Investment Income (Loss) <sup>(a)</sup>	Net Realized and Unrealized Gains (Losses) on Investments		Total from Investment Activities	Net Investment Income	Net Realized Gain on Investments	Total Distributions	Net Asset Value, End of Period	Total Return	Gross Expenses	Net Expenses	Net Investment Income (Loss)	Net Assets, End of Period (000's)	Portfolio Turnover Rate <sup>(b)</sup>
			Unrealized	Realized											
ProFund VP Real Estate															
Year Ended December 31, 2020	\$65.05	0.42	(4.66)		(4.24)	(0.78)	(1.71)	(2.66)	\$58.15	(6.29)% <sup>(c)</sup>	1.76%	1.68%	0.72%	\$9,729	150%
Year Ended December 31, 2019	\$54.51	0.75	13.65		14.40	(1.06)	(2.80)	(3.86)	\$65.05	26.76%	1.71%	1.68%	1.18%	\$15,945	126%
Year Ended December 31, 2018	\$66.65	1.09	(4.66)		(3.57)	(1.36)	(7.21)	(8.57)	\$54.51	(5.70)%	1.69%	1.68%	1.82%	\$10,384	82%
Year Ended December 31, 2017	\$65.02	1.02	4.13		5.15	(0.66)	(2.86)	(3.52)	\$66.65	8.05%	1.68%	1.68%	1.52%	\$11,419	135%
Year Ended December 31, 2016	\$62.61	0.84	2.76		3.60	(1.19)	–	(1.19)	\$65.02	5.72%	1.68%	1.68%	1.29%	\$13,217	146%
ProFund VP Rising Rates Opportunity															
Year Ended December 31, 2020	\$38.21	(0.37)	(9.84)		(10.21)	(0.22)	–	(0.22)	\$27.78	(26.70)%	1.73%	1.68%	(1.30)%	\$4,441	–
Year Ended December 31, 2019	\$48.56	0.21	(8.70)		(8.49)	(0.08)	(1.78)	(1.86)	\$38.21	(17.41)%	1.70%	1.67%	0.50%	\$5,962	–
Year Ended December 31, 2018	\$46.61	0.06	1.89		1.95	–	–	–	\$48.56	4.16%	1.64%	1.64%	0.12%	\$9,941	–
Year Ended December 31, 2017	\$52.91	(0.46)	(5.84)		(6.30)	–	–	–	\$46.61	(11.90)%	1.70%	1.68%	(0.91)%	\$7,626	–
Year Ended December 31, 2016 <sup>(d)</sup>	\$55.80	(0.68)	(2.21)		(2.89)	–	–	–	\$52.91	(5.16)%	1.68%	1.68%	(1.41)%	\$18,676	–

<sup>(a)</sup> Per share net investment income (loss) has been calculated using the average daily shares method.

<sup>(b)</sup> Portfolio turnover rate is calculated without regard to instruments having a maturity of less than one year from acquisition or derivative instruments (including swap agreements and futures contracts). The portfolio turnover rate can be high and volatile due to the amount and timing of sales and purchases of fund shares during the period.

<sup>(c)</sup> During the year ended December 31, 2020, the Fund received monies related to certain nonrecurring litigation settlements. The corresponding impact to the total return was an increase of 0.36%.

<sup>(d)</sup> As described in Note 8 of the Trust's annual report dated December 31, 2020, share amounts have been adjusted for 1:10 reverse share split that occurred on December 5, 2016.



ProFund VP Semiconductor														
Year Ended December 31, 2020	\$60.61	(0.06)	26.68	26.62	(0.23)	(4.48)	(4.71)	\$82.52	44.85%	1.72%	1.70% <sup>(c)</sup>	(0.09)%	\$13,106	348%
Year Ended December 31, 2019	\$44.36	0.22	20.66	20.88	(0.15)	(4.48)	(4.63)	\$60.61	49.77%	1.67%	1.66%	0.41%	\$9,517	561%
Year Ended December 31, 2018	\$52.82	0.17	(4.81)	(4.64)	—	(3.82)	(3.82)	\$44.36	(10.23)%	1.65%	1.65%	0.31%	\$5,364	249%
Year Ended December 31, 2017	\$39.06	(0.06)	13.95	13.89	(0.13)	—	(0.13)	\$52.82	35.55%	1.68%	1.68%	(0.12)%	\$11,060	297%
Year Ended December 31, 2016	\$30.62	0.18	8.29	8.47	(0.03)	—	(0.03)	\$39.06	27.71%	1.68%	1.68%	0.51%	\$6,977	474%
ProFund VP Short Dow 30														
Year Ended December 31, 2020	\$35.04	(0.56)	(6.78)	(7.34)	(0.07)	—	(0.07)	\$27.63	(20.89)%	1.75%	1.68%	(1.63)%	\$16	—
Year Ended December 31, 2019 <sup>(d)</sup>	\$43.37	0.13	(8.44)	(8.31)	(0.02)	—	(0.02)	\$35.04	(19.25)%	1.76%	1.68%	0.34%	\$12	—
Year Ended December 31, 2018 <sup>(d)</sup>	\$42.35	— <sup>(e)</sup>	1.02	1.02	—	—	—	\$43.37	2.36%	1.81%	1.68%	0.03%	\$14	—
Year Ended December 31, 2017 <sup>(d)</sup>	\$54.31	(0.44)	(11.52)	(11.96)	—	—	—	\$42.35	(22.02)%	2.87%	1.68%	(0.90)%	\$14	—
Year Ended December 31, 2016 <sup>(d)</sup>	\$67.20	(0.88)	(10.05)	(10.93)	—	(1.96)	(1.96)	\$54.31	(16.45)%	1.99%	1.68%	(1.41)%	\$29	—

<sup>(a)</sup> Per share net investment income (loss) has been calculated using the average daily shares method.

<sup>(b)</sup> Portfolio turnover rate is calculated without regard to instruments having a maturity of less than one year from acquisition or derivative instruments (including swap agreements and futures contracts). The portfolio turnover rate can be high and volatile due to the amount and timing of sales and purchases of fund shares during the period.

<sup>(c)</sup> The expense ratio does not correlate to the applicable expense limits in place during the period given that the annual contractual expense limitation is applied for the one year periods ended April 30th of each year, instead of coinciding with the December 31st year end. Details of the current expense limitation in effect can be found in Note 4 of the Trust's annual report dated December 31, 2020.

<sup>(d)</sup> As described in Note 8 of the Trust's annual report dated December 31, 2020, share amounts have been adjusted for 1:4 reverse share split that occurred on November 18, 2019.

<sup>(e)</sup> Amount is less than \$0.0005.

# ProFunds Financial Highlights

FOR THE PERIODS INDICATED

Selected data for a share of beneficial interest outstanding throughout the periods indicated.

	Investment Activities					Distributions to Shareholders From				Ratios to Average Net Assets				Supplemental Data	
	Net Asset Value, Beginning of Period	Net Investment Income (Loss) <sup>(a)</sup>	Net Realized and Unrealized Gains (Losses) on Investments	Total from Investment Activities	Net Investment Income	Net Realized Gain on Investments	Total Distributions	Net Asset Value, End of Period	Total Return	Gross Expenses	Net Expenses	Net Investment Income (Loss)	Net Assets, End of Period (000's)	Portfolio Turnover Rate <sup>(b)</sup>	
ProFund VP Short Emerging Markets															
Year Ended December 31, 2020	\$34.35	(0.51)	(10.35)	(10.86)	(0.29)	-	(0.29)	\$23.20	(31.76)%	1.72%	1.69% <sup>(c)</sup>	(1.43)%	\$366	-	
Year Ended December 31, 2019	\$47.77	0.20	(9.52)	(9.32)	(0.23)	(3.87)	(4.10)	\$34.35	(20.99)%	1.67%	1.67%	0.48%	\$845	-	
Year Ended December 31, 2018	\$42.43	0.15	5.19	5.34	-	-	-	\$47.77	12.59% <sup>(d)</sup>	1.59%	1.52% <sup>(d)</sup>	0.34% <sup>(d)</sup>	\$1,988	-	
Year Ended December 31, 2017 <sup>(e)</sup>	\$58.80	(0.44)	(15.93)	(16.37)	-	-	-	\$42.43	(27.84)%	1.69%	1.68%	(0.91)%	\$959	-	
Year Ended December 31, 2016 <sup>(e)</sup>	\$70.21	(0.95)	(10.46)	(11.41)	-	-	-	\$58.80	(16.24)%	1.68%	1.68%	(1.42)%	\$1,660	-	
ProFund VP Short International															
Year Ended December 31, 2020	\$35.17	(0.53)	(5.40)	(5.93)	(0.21)	-	(0.21)	\$29.03	(16.94)%	1.70%	1.68%	(1.43)%	\$685	-	
Year Ended December 31, 2019 <sup>(f)</sup>	\$43.87	0.19	(7.70)	(7.51)	(0.20)	(0.99)	(1.19)	\$35.17	(17.42)%	1.69%	1.68%	0.48%	\$596	-	
Year Ended December 31, 2018 <sup>(f)</sup>	\$37.99	0.16	5.72	5.88	-	-	-	\$43.87	15.47% <sup>(g)</sup>	1.54%	1.46% <sup>(g)</sup>	0.41% <sup>(g)</sup>	\$2,183	-	
Year Ended December 31, 2017 <sup>(f)</sup>	\$47.87	(0.36)	(9.52)	(9.88)	-	-	-	\$37.99	(20.63)%	1.69%	1.68%	(0.90)%	\$611	-	
Year Ended December 31, 2016 <sup>(f)</sup>	\$50.88	(0.72)	(2.29)	(3.01)	-	-	-	\$47.87	(5.90)%	1.68%	1.68%	(1.41)%	\$1,183	-	

<sup>(a)</sup> Per share net investment income (loss) has been calculated using the average daily shares method.

<sup>(b)</sup> Portfolio turnover rate is calculated without regard to instruments having a maturity of less than one year from acquisition or derivative instruments (including swap agreements and futures contracts). The portfolio turnover rate can be high and volatile due to the amount and timing of sales and purchases of fund shares during the period.

<sup>(c)</sup> The expense ratio does not correlate to the applicable expense limits in place during the period given that the annual contractual expense limitation is applied for the one year periods ended April 30th of each year, instead of coinciding with the December 31st year end. Details of the current expense limitation in effect can be found in Note 4 of the Trust's annual report dated December 31, 2020.

<sup>(d)</sup> During 2018, the Fund received a non-recurring reimbursement from a third party relating to expenses that were incurred in a prior year. Had this reimbursement not occurred, the net expense ratio and net investment income (loss) ratio would have been 1.59% and 0.27%, respectively, and the total return would have been 12.51%.

<sup>(e)</sup> As described in Note 8 of the Trust's annual report dated December 31, 2020, share amounts have been adjusted for 1:5 reverse share split that occurred on December 11, 2017.

<sup>(f)</sup> As described in Note 8 of the Trust's annual report dated December 31, 2020, share amounts have been adjusted for 1:4 reverse share split that occurred on November 18, 2019.

<sup>(g)</sup> During 2018, the Fund received a non-recurring reimbursement from a third party relating to expenses that were incurred in a prior year. Had this reimbursement not occurred, the net expense ratio and net investment income (loss) ratio would have been 1.54% and 0.33%, respectively, and the total return would have been 15.39%.

	Net Realized and Unrealized										Net Investment Income (Loss) <sup>(a)</sup>	Net Assets, End of Period (000's)	Portfolio Turnover Rate <sup>(b)</sup>	
	Net Asset Value, Beginning of Period	Net Investment Income (Loss) <sup>(a)</sup>	Unrealized Gains (Losses) on Investments	Total from Investment Activities	Net Investment Income	Net Realized Gain on Investments	Total Distributions	Net Asset Value, End of Period	Total Return	Gross Expenses				Net Expenses
ProFund VP Short Mid-Cap														
Year Ended December 31, 2020	\$27.75	(0.44)	(6.91) <sup>(c)</sup>	(7.35)	(0.27)	-	(0.27)	\$20.13	(26.65)%	1.76%	1.69% <sup>(d)</sup>	(1.49)%	\$68	-
Year Ended December 31, 2019	\$35.30	0.18	(7.64)	(7.46)	(0.09)	-	(0.09)	\$27.75	(21.17)%	1.66%	1.66%	0.59%	\$142	-
Year Ended December 31, 2018	\$33.94	0.05	3.33	3.38	-	(2.02)	(2.02)	\$35.30	10.97%	1.67%	1.67%	0.17%	\$657	-
Year Ended December 31, 2017	\$40.17	(0.30)	(5.66)	(5.96)	-	(0.27)	(0.27)	\$33.94	(14.85)%	1.68%	1.68%	(0.81)%	\$165	-
Year Ended December 31, 2016 <sup>(e)</sup>	\$55.37	(0.71)	(10.19)	(10.90)	-	(4.30)	(4.30)	\$40.17	(20.19)%	1.68%	1.68%	(1.42)%	\$396	-
ProFund VP Short Nasdaq-100														
Year Ended December 31, 2020	\$31.90	(0.32)	(13.32)	(13.64)	(0.04)	-	(0.04)	\$18.22	(42.77)%	1.75%	1.68%	(1.33)%	\$5,120	-
Year Ended December 31, 2019 <sup>(f)</sup>	\$44.38	0.12	(12.55)	(12.43)	(0.05)	-	(0.05)	\$31.90	(28.05)%	1.73%	1.69% <sup>(d)</sup>	0.32%	\$7,353	-
Year Ended December 31, 2018 <sup>(f)</sup>	\$45.72	0.04	(1.38)	(1.34)	-	-	-	\$44.38	(2.89)% <sup>(g)</sup>	1.76%	1.66% <sup>(g)</sup>	0.08% <sup>(g)</sup>	\$4,667	-
Year Ended December 31, 2017 <sup>(f)</sup>	\$61.17	(0.44)	(15.01)	(15.45)	-	-	-	\$45.72	(25.25)%	1.72%	1.68%	(0.85)%	\$3,593	-
Year Ended December 31, 2016 <sup>(f)</sup>	\$68.02	(0.96)	(5.89)	(6.85)	-	-	-	\$61.17	(10.06)%	1.69%	1.68%	(1.42)%	\$3,797	-

<sup>(a)</sup> Per share net investment income (loss) has been calculated using the average daily shares method.

<sup>(b)</sup> Portfolio turnover rate is calculated without regard to instruments having a maturity of less than one year from acquisition or derivative instruments (including swap agreements and futures contracts). The portfolio turnover rate can be high and volatile due to the amount and timing of sales and purchases of fund shares during the period.

<sup>(c)</sup> The amount shown for a share outstanding throughout the period does not accord with the change in aggregate gains and losses in the portfolio of securities during the period because of the timing of sales and purchases of fund shares in relation to fluctuating market values during the period.

<sup>(d)</sup> The expense ratio does not correlate to the applicable expense limits in place during the period given that the annual contractual expense limitation is applied for the one year periods ended April 30th of each year, instead of coinciding with the December 31st year end. Details of the current expense limitation in effect can be found in Note 4 of the Trust's annual report dated December 31, 2020.

<sup>(e)</sup> As described in Note 8 of the Trust's annual report dated December 31, 2020, share amounts have been adjusted for 1:8 reverse share split that occurred on December 5, 2016.

<sup>(f)</sup> As described in Note 8 of the Trust's annual report dated December 31, 2020, share amounts have been adjusted for 1:4 reverse share split that occurred on November 18, 2019.

<sup>(g)</sup> During 2018, the Fund received a non-recurring reimbursement from a third party relating to expenses that were incurred in a prior year. Had this reimbursement not occurred, the net expense ratio and net investment income (loss) ratio would have been 1.67% and 0.07%, respectively, and the total return would have been (2.90)%.

# ProFunds Financial Highlights

FOR THE PERIODS INDICATED

Selected data for a share of beneficial interest outstanding throughout the periods indicated.

	Investment Activities				Distributions to Shareholders From				Ratios to Average Net Assets				Supplemental Data		
	Net Asset Value, Beginning of Period	Net Investment Income (Loss) <sup>(a)</sup>	Net Realized and Unrealized Gains (Losses) on Investments		Total from Investment Activities	Net Investment Income	Net Realized Gain on Investments	Total Distributions	Net Asset Value, End of Period	Total Return	Gross Expenses	Net Expenses	Net Investment Income (Loss)	Net Assets, End of Period (000s)	Portfolio Turnover Rate <sup>(b)</sup>
ProFund VP Short Small-Cap															
Year Ended December 31, 2020 <sup>(c)</sup>	\$40.78	(0.56)	(12.42)	(12.98)	(12.98)	(0.19)	—	(0.19)	\$27.61	(31.96)%	1.83%	1.68%	(1.36)%	\$1,084	—
Year Ended December 31, 2019 <sup>(c)</sup>	\$57.35	0.20	(11.57)	(11.37)	(11.37)	(0.04)	(5.16)	(5.20)	\$40.78	(20.78)%	1.77%	1.68%	0.42%	\$1,855	—
Year Ended December 31, 2018 <sup>(c)</sup>	\$51.94	0.04	5.37	5.41	5.41	—	—	—	\$57.35	10.39% <sup>(d)</sup>	1.78%	1.68% <sup>(d)</sup>	0.10% <sup>(d)</sup>	\$2,931	—
Year Ended December 31, 2017 <sup>(c)</sup>	\$60.57	(0.48)	(8.15)	(8.63)	(8.63)	—	—	—	\$51.94	(14.20)%	1.70%	1.68%	(0.87)%	\$1,882	—
Year Ended December 31, 2016 <sup>(c)</sup>	\$77.24	(1.04)	(15.63)	(16.67)	(16.67)	—	—	—	\$60.57	(21.60)%	1.72%	1.68%	(1.42)%	\$2,087	—
ProFund VP Small-Cap															
Year Ended December 31, 2020	\$35.40	(0.28)	6.01	5.73	5.73	(0.02)	(1.29)	(1.31)	\$39.82	17.06%	1.82%	1.68%	(0.85)%	\$18,385	26%
Year Ended December 31, 2019	\$28.64	0.01	6.75	6.76	6.76	—	—	—	\$35.40	23.60%	1.74%	1.68%	0.03%	\$16,075	22%
Year Ended December 31, 2018	\$35.03	(0.04)	(3.99)	(4.03)	(4.03)	—	(2.36)	(2.36)	\$28.64	(12.89)%	1.76%	1.68%	(0.10)%	\$10,303	18%
Year Ended December 31, 2017	\$35.32	(0.29)	4.63	4.34	4.34	—	(4.63)	(4.63)	\$35.03	12.43%	1.72%	1.68%	(0.81)%	\$14,191	12%
Year Ended December 31, 2016	\$29.58	(0.29)	6.03	5.74	5.74	—	—	—	\$35.32	19.44%	1.76%	1.68%	(0.94)%	\$21,225	14%

<sup>(a)</sup> Per share net investment income (loss) has been calculated using the average daily shares method.

<sup>(b)</sup> Portfolio turnover rate is calculated without regard to instruments having a maturity of less than one year from acquisition or derivative instruments (including swap agreements and futures contracts). The portfolio turnover rate can be high and volatile due to the amount and timing of sales and purchases of fund shares during the period.

<sup>(c)</sup> As described in Note 8 of the Trust's annual report dated December 31, 2020, share amounts have been adjusted for 1:4 reverse share split that occurred on December 14, 2020.

<sup>(d)</sup> During 2018, the Fund received a non-recurring reimbursement from a third party relating to expenses that were incurred in a prior year. The effect to the net expense ratio, net investment income (loss) ratio, and total return were each less than 0.005%.

ProFund VP Small-Cap Growth														
Year Ended December 31, 2020	\$35.85	(0.22)	5.52	5.30	—	(4.59)	(4.59)	\$36.56	17.39%	1.74%	1.68%	(0.69)%	\$22,530	148%
Year Ended December 31, 2019	\$34.55	(0.19)	6.37	6.18	—	(4.88)	(4.88)	\$35.85	19.12%	1.73%	1.68%	(0.51)%	\$18,070	108%
Year Ended December 31, 2018	\$39.34	(0.32)	(1.42)	(1.74)	—	(3.05)	(3.05)	\$34.55	(5.75)%	1.69%	1.68%	(0.78)%	\$19,185	155%
Year Ended December 31, 2017	\$37.88	(0.22)	5.07	4.85	—	(3.39)	(3.39)	\$39.34	12.97%	1.68%	1.68%	(0.56)%	\$25,788	134%
Year Ended December 31, 2016	\$33.35	(0.15)	6.74	6.59	—	(2.06)	(2.06)	\$37.88	20.23%	1.68%	1.68%	(0.45)%	\$30,053	220%
ProFund VP Small-Cap Value														
Year Ended December 31, 2020	\$48.67	0.09	(0.82)	(0.73)	(0.01)	(5.51)	(5.52)	\$42.42	1.06%	1.78%	1.68%	0.23%	\$21,789	192%
Year Ended December 31, 2019	\$39.71	0.03	8.93	8.96	—	—	—	\$48.67	22.56%	1.75%	1.68%	0.07%	\$21,288	147%
Year Ended December 31, 2018	\$50.27	(0.01)	(6.21)	(6.22)	—	(4.34)	(4.34)	\$39.71	(14.21)%	1.75%	1.68%	(0.01)%	\$16,346	141%
Year Ended December 31, 2017	\$46.23	(0.15)	4.63	4.48	(0.01)	(0.43)	(0.44)	\$50.27	9.71%	1.73%	1.68%	(0.32)%	\$24,856	91%
Year Ended December 31, 2016	\$35.90	0.01	10.32	10.33	—	—	—	\$46.23	28.77%	1.73%	1.68%	0.02%	\$46,346	191%

<sup>(a)</sup> Per share net investment income (loss) has been calculated using the average daily shares method.

<sup>(b)</sup> Portfolio turnover rate is calculated without regard to instruments having a maturity of less than one year from acquisition or derivative instruments (including swap agreements and futures contracts). The portfolio turnover rate can be high and volatile due to the amount and timing of sales and purchases of fund shares during the period.



# ProFunds Financial Highlights

FOR THE PERIODS INDICATED

Selected data for a share of beneficial interest outstanding throughout the periods indicated.

	Investment Activities				Distributions to Shareholders From				Ratios to Average Net Assets				Supplemental Data			
	Net Asset Value, Beginning of Period	Net Investment Income (Loss) <sup>(a)</sup>	Net Realized and Unrealized Gains (Losses) on Investments		Total from Investment Activities	Net Investment Income	Net Realized Gain on Investments	Total Distributions	Net Asset Value, End of Period	Total Return	Gross Expenses	Net Expenses		Net Investment Income (Loss)	Net Assets, End of Period (000s)	Portfolio Turnover Rate <sup>(b)</sup>
ProFund VP Technology																
Year Ended December 31, 2020	\$56.87	(0.43)	25.75		25.32	-	(6.84)	(6.84)	\$75.35	44.80%	1.65%	1.65%	(0.66)%	\$45,261	187%	
Year Ended December 31, 2019	\$40.10	(0.20)	18.09		17.89	-	(1.12)	(1.12)	\$56.87	45.11%	1.62%	1.62%	(0.41)%	\$33,951	75%	
Year Ended December 31, 2018	\$42.06	(0.12)	(0.66)		(0.78)	-	(1.18)	(1.18)	\$40.10	(2.25)%	1.58%	1.58%	(0.27)%	\$26,279	58%	
Year Ended December 31, 2017	\$31.12	(0.09)	11.05		10.96	(0.02)	-	(0.02)	\$42.06	35.18%	1.56%	1.56%	(0.25)%	\$33,731	86%	
Year Ended December 31, 2016	\$27.71	0.03	3.38		3.41	-	-	-	\$31.12	12.34%	1.62%	1.62%	0.09%	\$19,320	93%	
ProFund VP Telecommunications																
Year Ended December 31, 2020	\$31.53	0.41	0.57		0.98	(0.26)	-	(0.26)	\$32.25	3.15%	1.77%	1.68%	1.36%	\$6,626	107%	
Year Ended December 31, 2019	\$28.42	0.28	3.87		4.15	(1.04)	-	(1.04)	\$31.53	14.77%	1.76%	1.68%	0.89%	\$6,167	165%	
Year Ended December 31, 2018	\$35.52	0.94	(6.22)		(5.28)	(1.82)	-	(1.82)	\$28.42	(15.10)%	1.76%	1.68%	2.96%	\$5,272	328%	
Year Ended December 31, 2017	\$40.78	1.29	(2.27)		(0.98)	(1.92)	(2.36)	(4.28)	\$35.52	(2.12)%	1.72%	1.68%	3.43%	\$9,372	388%	
Year Ended December 31, 2016 <sup>(c)</sup>	\$34.04	0.99	6.37		7.36	(0.62)	-	(0.62)	\$40.78	21.65%	1.72%	1.68%	2.55%	\$15,962	428%	

<sup>(a)</sup> Per share net investment income (loss) has been calculated using the average daily shares method.

<sup>(b)</sup> Portfolio turnover rate is calculated without regard to instruments having a maturity of less than one year from acquisition or derivative instruments (including swap agreements and futures contracts). The portfolio turnover rate can be high and volatile due to the amount and timing of sales and purchases of fund shares during the period.

<sup>(c)</sup> As described in Note 8 of the Trust's annual report dated December 31, 2020, share amounts have been adjusted for 1:4 reverse share split that occurred on December 5, 2016.

ProFund VP U.S. Government Plus														
Year Ended December 31, 2020	\$27.15	(0.25)	6.06	5.81	(0.02)	(2.39)	(2.41)	\$30.55	20.69%	1.48%	1.38%	(0.75)%	\$22,395	398%
Year Ended December 31, 2019	\$23.16	0.22	3.99	4.21	(0.22)	–	(0.22)	\$27.15	18.22%	1.44%	1.38%	0.84%	\$19,396	402%
Year Ended December 31, 2018	\$24.73	0.21	(1.57)	(1.36)	(0.21)	–	(0.21)	\$23.16	(5.42)%	1.45%	1.38%	0.92%	\$15,853	437%
Year Ended December 31, 2017	\$22.68	0.10	2.06	2.16	(0.11)	–	(0.11)	\$24.73	9.49%	1.43%	1.38%	0.43%	\$19,008	397%
Year Ended December 31, 2016	\$22.75	(0.11)	0.04	(0.07)	–	–	–	\$22.68	(0.31)%	1.42%	1.38%	(0.42)%	\$26,162	400%
ProFund VP UltraBull														
Year Ended December 31, 2020 <sup>(c)</sup>	\$64.84	(0.07)	8.84 <sup>(d)</sup>	8.77	(0.49)	(43.76)	(44.25)	\$29.36	19.83%	1.69%	1.69% <sup>(e)</sup>	(0.16)%	\$17,072	1,415%
Year Ended December 31, 2019 <sup>(c)</sup>	\$40.60	0.20	24.20	24.40	(0.16)	–	(0.16)	\$64.84	60.17%	1.62%	1.62%	0.41%	\$30,287	2,393%
Year Ended December 31, 2018 <sup>(c)</sup>	\$59.07	0.20	(7.07)	(6.87)	–	(11.60)	(11.60)	\$40.60	(15.50)%	1.53%	1.53%	0.37%	\$23,465	3,297%
Year Ended December 31, 2017 <sup>(c)</sup>	\$53.91	(0.08)	20.72	20.64	–	(15.48)	(15.48)	\$59.07	41.02%	1.60%	1.60%	(0.12)%	\$34,995	2,993%
Year Ended December 31, 2016 <sup>(c)</sup>	\$55.84	(0.12)	9.95	9.83	–	(11.76)	(11.76)	\$53.91	18.60%	1.68%	1.68%	(0.20)%	\$53,752	2,888%

<sup>(a)</sup> Per share net investment income (loss) has been calculated using the average daily shares method.

<sup>(b)</sup> Portfolio turnover rate is calculated without regard to instruments having a maturity of less than one year from acquisition or derivative instruments (including swap agreements and futures contracts). The portfolio turnover rate can be high and volatile due to the amount and timing of sales and purchases of fund shares during the period.

<sup>(c)</sup> As described in Note 8 of the Trust's annual report dated December 31, 2020, share amounts have been adjusted for 1:4 reverse share split that occurred on December 14, 2020.

<sup>(d)</sup> The amount shown for a share outstanding throughout the period does not accord with the change in aggregate gains and losses in the portfolio of securities during the period because of the timing of sales and purchases of fund shares in relation to fluctuating market values during the period.

<sup>(e)</sup> The expense ratio does not correlate to the applicable expense limits in place during the period given that the annual contractual expense limitation is applied for the one year periods ended April 30th of each year, instead of coinciding with the December 31st year end. Details of the current expense limitation in effect can be found in Note 4 of the Trust's annual report dated December 31, 2020.

# ProFunds Financial Highlights

FOR THE PERIODS INDICATED

Selected data for a share of beneficial interest outstanding throughout the periods indicated.

	Investment Activities				Distributions to Shareholders From				Ratios to Average Net Assets				Supplemental Data		
	Net Asset Value, Beginning of Period	Net Investment Income (Loss) <sup>(a)</sup>	Net Realized and Unrealized Gains (Losses) on Investments	Total from Investment Activities	Net Investment Income	Net Realized Gain on Investments	Total Distributions	Net Asset Value, End of Period	Total Return	Gross Expenses	Net Expenses	Net Investment Income (Loss)		Net Assets, End of Period (000s)	Portfolio Turnover Rate <sup>(b)</sup>
ProFund VP UltraMid-Cap															
Year Ended December 31, 2020	\$61.51	(0.21)	(0.36)	(0.57)	(0.12)	(10.40)	(10.52)	\$50.42	5.22%	1.79%	1.68%	(0.48)%	\$12,722	488%	
Year Ended December 31, 2019	\$41.62	0.06	19.83	19.89	—	—	—	\$61.51	47.79%	1.71%	1.68%	0.11%	\$14,875	603%	
Year Ended December 31, 2018	\$79.70	(0.06)	(13.41)	(13.47)	—	(24.61)	(24.61)	\$41.62	(26.77)%	1.68%	1.68%	(0.10)%	\$14,676	617%	
Year Ended December 31, 2017	\$68.60	(0.32)	19.39	19.07	—	(7.97)	(7.97)	\$79.70	28.86%	1.68%	1.68%	(0.43)%	\$25,815	594%	
Year Ended December 31, 2016	\$49.75	(0.28)	19.13	18.85	—	—	—	\$68.60	37.91%	1.68%	1.68%	(0.50)%	\$37,569	547%	
ProFund VP UltraNasdaq-100															
Year Ended December 31, 2020 <sup>(c)</sup>	\$61.10	(0.76)	52.59	51.83	—	(20.06)	(20.06)	\$92.87	86.30%	1.74%	1.68%	(1.05)%	\$206,580	55%	
Year Ended December 31, 2019 <sup>(c)</sup>	\$34.00	(0.12)	27.22	27.10	—	—	—	\$61.10	79.66%	1.76%	1.68%	(0.25)%	\$119,521	44%	
Year Ended December 31, 2018 <sup>(c)</sup>	\$56.77	(0.21)	1.11	0.90	—	(23.67)	(23.67)	\$34.00	(9.63)%	1.74%	1.68%	(0.40)%	\$82,454	29%	
Year Ended December 31, 2017 <sup>(c)</sup>	\$34.50	(0.33)	23.75	23.42	—	(1.15)	(1.15)	\$56.77	68.33%	1.69%	1.68%	(0.68)%	\$131,438	4%	
Year Ended December 31, 2016 <sup>(c)</sup>	\$34.84	(0.25)	3.25	3.00	—	(3.34)	(3.34)	\$34.50	8.62%	1.71%	1.68%	(0.75)%	\$93,226	33%	

<sup>(a)</sup> Per share net investment income (loss) has been calculated using the average daily shares method.

<sup>(b)</sup> Portfolio turnover rate is calculated without regard to instruments having a maturity of less than one year from acquisition or derivative instruments (including swap agreements and futures contracts). The portfolio turnover rate can be high and volatile due to the amount and timing of sales and purchases of fund shares during the period.

<sup>(c)</sup> As described in Note 8 of the Trust's annual report dated December 31, 2020, share amounts have been adjusted for 2:1 share split that occurred on December 14, 2020.

	Investment Activities				Shareholders From			Ratios to Average Net Assets			Supplemental Data			
	Net Asset Value, Beginning of Period	Net Investment Income (Loss) <sup>(a)</sup>	Net Realized and Unrealized Gains (Losses) on Investments	Total from Investment Activities	Net Investment Income	Net Realized Gain on Investments	Total Distributions	Net Asset Value, End of Period	Total Return	Gross Expenses	Net Expenses	Net Investment Income (Loss)	Net Assets, End of Period (000's)	Portfolio Turnover Rate <sup>(b)</sup>
ProFund VP UltraShort Dow 30														
Year Ended December 31, 2020 <sup>(c)</sup>	\$147.61	(1.40)	(64.52) <sup>(d)</sup>	(65.92)	(8.24)	-	(8.24)	\$73.45	(45.44)%	1.46%	1.46%	(1.28)%	\$6	-
Year Ended December 31, 2019 <sup>(c)(e)</sup>	\$256.37	1.60	(95.56)	(93.96)	(6.30)	(8.50)	(14.80)	\$147.61	(37.95)%	1.48%	1.45%	0.83%	\$3	-
Year Ended December 31, 2018 <sup>(c)(e)</sup>	\$250.06	1.34	4.97	6.31	-	-	-	\$256.37	2.56%	1.61%	1.26%	0.59%	\$6	-
Year Ended December 31, 2017 <sup>(c)(e)</sup>	\$415.83	(3.45)	(162.32)	(165.77)	-	-	-	\$250.06	(39.90)%	1.68%	1.68%	(0.99)%	\$8	-
Year Ended December 31, 2016 <sup>(c)(e)</sup>	\$609.78	(7.60)	(186.35)	(193.95)	-	-	-	\$415.83	(31.76)%	1.68%	1.68%	(1.43)%	\$18	-
ProFund VP UltraShort Nasdaq-100														
Year Ended December 31, 2020 <sup>(f)</sup>	\$76.07	(0.59)	(53.72) <sup>(d)</sup>	(54.31)	(0.33)	-	(0.33)	\$21.43	(71.46)%	1.78%	1.68%	(1.49)%	\$237	-
Year Ended December 31, 2019 <sup>(f)</sup>	\$155.01	0.52	(78.58) <sup>(d)</sup>	(78.06)	(0.88)	-	(0.88)	\$76.07	(50.50)%	1.68%	1.67%	0.50%	\$1,026	-
Year Ended December 31, 2018 <sup>(f)</sup>	\$175.32	0.52	(20.83)	(20.31)	-	-	-	\$155.01	(11.59)%	1.66%	1.66%	0.40%	\$666	-
Year Ended December 31, 2017 <sup>(g)(f)</sup>	\$318.37	(1.96)	(141.09)	(143.05)	-	-	-	\$175.32	(44.94)%	1.68%	1.68%	(0.88)%	\$324	-
Year Ended December 31, 2016 <sup>(g)(f)</sup>	\$398.74	(5.42)	(74.95)	(80.37)	-	-	-	\$318.37	(20.21)%	1.68%	1.68%	(1.42)%	\$909	-

<sup>(a)</sup> Per share net investment income (loss) has been calculated using the average daily shares method.

<sup>(b)</sup> Portfolio turnover rate is calculated without regard to instruments having a maturity of less than one year from acquisition or derivative instruments (including swap agreements and futures contracts). The portfolio turnover rate can be high and volatile due to the amount and timing of sales and purchases of fund shares during the period.

<sup>(c)</sup> As described in Note 8 of the Trust's annual report dated December 31, 2020, share amounts have been adjusted for 1:5 reverse share split that occurred on December 14, 2020.

<sup>(d)</sup> The amount shown for a share outstanding throughout the period does not accord with the change in aggregate gains and losses in the portfolio of securities during the period because of the timing of sales and purchases of fund shares in relation to fluctuating market values during the period.

<sup>(e)</sup> As described in Note 8 of the Trust's annual report dated December 31, 2020, share amounts have been adjusted for 1:8 reverse share split that occurred on November 18, 2019.

<sup>(f)</sup> As described in Note 8 of the Trust's annual report dated December 31, 2020, share amounts have been adjusted for 1:4 reverse share split that occurred on December 14, 2020.

<sup>(g)</sup> As described in Note 8 of the Trust's annual report dated December 31, 2020, share amounts have been adjusted for 1:8 reverse share split that occurred on December 11, 2017.

# ProFunds Financial Highlights FOR THE PERIODS INDICATED

Selected data for a share of beneficial interest outstanding throughout the periods indicated.

	Investment Activities					Distributions to Shareholders From				Ratios to Average Net Assets				Supplemental Data		
	Net Asset Value, Beginning of Period	Net Investment Income (Loss) <sup>(a)</sup>	Net Realized and Unrealized Gains (Losses) on Investments		Total from Investment Activities	Net Investment Income	Net Realized Gain on Investments	Total Distributions	Net Asset Value, End of Period	Total Return	Gross Expenses	Net Expenses	Investment Income (Loss)	Net Assets, End of Period (000's)	Portfolio Turnover Rate <sup>(b)</sup>	
			Unrealized													
<b>ProFund VP UltraSmall-Cap</b>																
Year Ended December 31, 2020	\$23.72	(0.15)	2.55		2.40	(0.03)	(2.88)	(2.91)	\$23.21	16.39%	1.86%	1.68%	(0.91)%	\$21,108	34%	
Year Ended December 31, 2019	\$16.10	0.01	7.61		7.62	—	—	—	\$23.72	47.33%	1.76%	1.68%	0.07%	\$20,109	66%	
Year Ended December 31, 2018	\$28.59	(0.02)	(4.67)		(4.69)	—	(780)	(780)	\$16.10	(26.95)%	1.74%	1.68%	(0.09)%	\$16,736	18%	
Year Ended December 31, 2017	\$25.21	(0.20)	6.48		6.28	—	(2.90)	(2.90)	\$28.59	25.20%	1.72%	1.68%	(0.74)%	\$31,873	27%	
Year Ended December 31, 2016	\$18.07	(0.15)	7.29		7.14	—	—	—	\$25.21	39.51%	1.78%	1.68%	(0.79)%	\$26,775	32%	
<b>ProFund VP Utilities</b>																
Year Ended December 31, 2020	\$50.44	0.57	(2.39)		(1.82)	(0.75)	(10.50)	(11.25)	\$37.37	(2.40)%	1.75%	1.68%	1.31%	\$32,543	50%	
Year Ended December 31, 2019	\$44.33	0.67	9.18		9.85	(0.79)	(2.95)	(3.74)	\$50.44	22.88%	1.74%	1.68%	1.38%	\$44,276	209%	
Year Ended December 31, 2018	\$45.65	0.79	0.39		1.18	(1.00)	(1.50)	(2.50)	\$44.33	2.89%	1.79%	1.68%	1.78%	\$40,952	108%	
Year Ended December 31, 2017	\$43.68	0.76	3.89		4.65	(1.02)	(1.66)	(2.68)	\$45.65	10.64%	1.72%	1.68%	1.62%	\$38,464	60%	
Year Ended December 31, 2016	\$39.63	0.74	5.26		6.00	(0.68)	(1.27)	(1.95)	\$43.68	15.07%	1.71%	1.68%	1.68%	\$40,197	97%	

<sup>(a)</sup> Per share net investment income (loss) has been calculated using the average daily shares method.

<sup>(b)</sup> Portfolio turnover rate is calculated without regard to instruments having a maturity of less than one year from acquisition or derivative instruments (including swap agreements and futures contracts). The portfolio turnover rate can be high and volatile due to the amount and timing of sales and purchases of fund shares during the period.





# PROFUNDS®

P.O. Box 182800  
Columbus, OH 43218-2800

Additional information about ProFunds is available in the annual and semi-annual reports to shareholders of ProFunds. In the annual report you will find a discussion of the market conditions and investment strategies that significantly affected performance during the fiscal year covered by the report.

You can find additional information about each Fund in its current SAI, dated May 1, 2021, as may be amended from time to time, and most recent annual report to shareholders, dated December 31, 2020, which have been filed electronically with the SEC and which are incorporated by reference into, and are legally a part of, this Prospectus. In each Fund's annual report, you will find a discussion of the market conditions and investment strategies that significantly affected the Fund's performance during its last fiscal year. Copies of the SAI, and each Fund's annual and semi-annual reports are available, free of charge, online at each Fund's website [www.profunds.com](http://www.profunds.com). You may also request a free copy of the SAI or make inquiries to ProFunds® by writing us at the address set forth above or calling us toll-free at the telephone number set forth below.

You can find other information about ProFunds® on the SEC's website ([www.sec.gov](http://www.sec.gov)) or you can get copies of this information after payment of a duplicating fee via email to [publicinfo@sec.gov](mailto:publicinfo@sec.gov).

## **ProFunds®**

### **Post Office Mailing Address for Investments**

P.O. Box 182800  
Columbus, OH 43218-2800

### **Phone Numbers**

For Financial Professionals: **(888) PRO-5717** (888) 776-5717 or (240) 497-6552

For All Others: **(888) PRO-FNDS** (888) 776-3637 or (614) 470-8122

Fax Number: (800) 782-4797

### **Website Address: [www.profunds.com](http://www.profunds.com)**

ProFunds and the Bull & Bear design, ProFunds VP Rising Rates Opportunity and Not just funds, ProFunds are trademarks of ProFund Advisors LLC and licensed for use.

ProFunds Executive Offices  
Bethesda, MD

Investment Company Act File No. 811-08239  
PROVP-521