



Vanguard Variable Insurance Fund High Yield Bond Portfolio

April 26, 2019

Prospectus

See the inside front cover for important information about access to your fund's annual and semiannual shareholder reports.

This prospectus contains financial data for the Portfolio through the fiscal year ended December 31, 2018.

The Securities and Exchange Commission (SEC) has not approved or disapproved these securities or passed upon the adequacy of this prospectus. Any representation to the contrary is a criminal offense.

Important information about access to shareholder reports

Beginning on January 1, 2021, as permitted by regulations adopted by the SEC, paper copies of your fund’s annual and semiannual shareholder reports will no longer be sent to you by mail, unless you specifically request them. Instead, you will be notified by mail each time a report is posted on the website and will be provided with a link to access the report.

If you have already elected to receive shareholder reports electronically, you will not be affected by this change and do not need to take any action. You may elect to receive shareholder reports and other communications from the fund electronically by contacting your financial intermediary (such as a broker-dealer or bank) or, if you invest directly with the fund, by calling Vanguard at one of the phone numbers on the back cover of this prospectus or by logging on to [vanguard.com](https://www.vanguard.com).

You may elect to receive paper copies of all future shareholder reports free of charge. If you invest through a financial intermediary, you can contact the intermediary to request that you continue to receive paper copies. If you invest directly with the fund, you can call Vanguard at one of the phone numbers on the back cover of this prospectus or log on to [vanguard.com](https://www.vanguard.com). Your election to receive paper copies will apply to all the funds you hold through an intermediary or directly with Vanguard.

Contents

Portfolio Summary	1	Financial Highlights	21
More on the Portfolio	6	General Information	23
The Portfolio and Vanguard	17	Glossary of Investment Terms	26
Investment Advisor	18		
Taxes	19		
Share Price	20		

Portfolio Summary

Investment Objective

The Portfolio seeks to provide a high level of current income.

Fees and Expenses

The following table describes the fees and expenses you may pay if you buy and hold shares of the Portfolio. The expenses shown in the table and in the example that follows do not reflect additional fees and expenses associated with the annuity or life insurance program through which you invest. If those additional fees and expenses were included, overall expenses would be higher.

Annual Portfolio Operating Expenses

(Expenses that you pay each year as a percentage of the value of your investment)

Management Fees	0.23%
12b-1 Distribution Fee	None
Other Expenses	0.03%
Total Annual Portfolio Operating Expenses	0.26%

Example

The following example is intended to help you compare the cost of investing in the Portfolio with the cost of investing in other mutual funds. It illustrates the hypothetical expenses that you would incur over various periods if you were to invest \$10,000 in the Portfolio's shares. This example assumes that the Portfolio provides a return of 5% each year and that total annual portfolio operating expenses remain as stated in the preceding table. You would incur these hypothetical expenses whether or not you were to redeem your investment at the end of the given period. Although your actual costs may be higher or lower, based on these assumptions your costs would be:

1 Year	3 Years	5 Years	10 Years
\$27	\$84	\$146	\$331

Portfolio Turnover

The Portfolio pays transaction costs, such as commissions, when it buys and sells securities (or "turns over" its portfolio). A higher portfolio turnover rate may indicate higher transaction costs. These costs, which are not reflected in annual portfolio operating expenses or in the previous expense example, reduce the Portfolio's performance. During the most recent fiscal year, the Portfolio's turnover rate was 23% of the average value of its portfolio.

Principal Investment Strategies

The Portfolio invests primarily in a diversified group of high-yielding, higher-risk corporate bonds—commonly known as “junk bonds”—with medium- and lower-range credit quality ratings. Under normal circumstances, the Portfolio invests at least 80% of its assets in corporate bonds that are rated below Baa by Moody’s Investors Service, Inc. (Moody’s); have an equivalent rating by any other independent bond rating agency; or, if unrated, are determined to be of comparable quality by the Portfolio’s advisor.

The Portfolio may not invest more than 20% of its assets in any of the following, in the aggregate: bonds with credit ratings lower than B or the equivalent, convertible securities, preferred stocks, and fixed and floating rate loans of medium- to lower-range credit quality. The loans in which the Portfolio may invest will be rated Baa or below by Moody’s; have an equivalent rating by any other independent bond rating agency; or, if unrated, are determined to be of comparable quality by the Portfolio’s advisor. The Portfolio’s high-yield bonds and loans have mostly short- and intermediate-term maturities.

Principal Risks

An investment in the Portfolio could lose money over short or long periods of time. You should expect the Portfolio’s share price and total return to fluctuate within a wide range. The Portfolio is subject to the following risks, which could affect the Portfolio’s performance:

- *Credit risk*, which is the chance that a bond or loan issuer will fail to pay interest or principal in a timely manner or that negative perceptions of the issuer’s ability to make such payments will cause the price of that bond or loan to decline. Credit risk should be high for the Portfolio because it invests primarily in junk bonds.
- *Income risk*, which is the chance that the Portfolio’s income will decline because of falling interest rates. Income risk should be moderate to high for the Portfolio, so investors should expect the Portfolio’s monthly income to fluctuate accordingly.
- *Call risk*, which is the chance that during periods of falling interest rates, issuers of callable bonds may call (redeem) securities with higher coupon rates or interest rates before their maturity dates. The Portfolio would then lose any price appreciation above the bond’s call price and would be forced to reinvest the unanticipated proceeds at lower interest rates, resulting in a decline in the Portfolio’s income. Such redemptions and subsequent reinvestments would also increase the Portfolio’s turnover rate. Call risk should be moderate for the Portfolio because it invests only a portion of its assets in callable bonds.
- *Interest rate risk*, which is the chance that bond or loan prices will decline because of rising interest rates. Interest rate risk should be moderate for the Portfolio because

it invests primarily in short- and intermediate-term bonds, whose prices are less sensitive to interest rate changes than are the prices of long-term bonds.

- *Liquidity risk*, which is the chance that the Portfolio may not be able to sell a security in a timely manner at a desired price.
- *Manager risk*, which is the chance that poor security selection will cause the Portfolio to underperform relevant benchmarks or other funds with a similar investment objective. In addition, significant investment in the communication sector subjects the Portfolio to proportionately higher exposure to the risks of this sector.

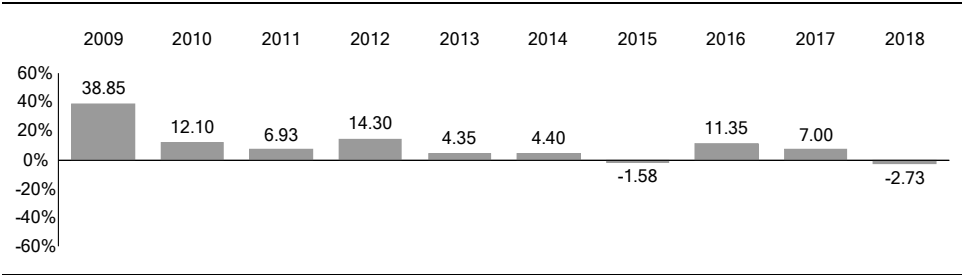
Because of the speculative nature of junk bonds, you should carefully consider the risks associated with this Portfolio.

An investment in the Portfolio is not a deposit of a bank and is not insured or guaranteed by the Federal Deposit Insurance Corporation or any other government agency.

Annual Total Returns

The following bar chart and table are intended to help you understand the risks of investing in the Portfolio. The bar chart shows how the performance of the Portfolio has varied from one calendar year to another over the periods shown. The table shows how the average annual total returns of the Portfolio compare with those of a relevant market index and a composite index, which have investment characteristics similar to those of the Portfolio. The Portfolio's returns are net of its expenses but do not reflect additional fees and expenses that are deducted by the annuity or life insurance program through which you invest. If such fees and expenses were included in the calculation of the Portfolio's returns, the returns would be lower. Keep in mind that the Portfolio's past performance does not indicate how the Portfolio will perform in the future. Updated performance information is available on our website for Financial Advisors at advisors.vanguard.com or by calling Vanguard toll-free at 800-522-5555.

Annual Total Returns — High Yield Bond Portfolio



During the periods shown in the bar chart, the highest return for a calendar quarter was 14.41% (quarter ended June 30, 2009), and the lowest return for a quarter was -4.20% (quarter ended December 31, 2018).

Average Annual Total Returns for Periods Ended December 31, 2018

	1 Year	5 Years	10 Years
High Yield Bond Portfolio	-2.73%	3.56%	8.99%
Comparative Indexes			
(reflect no deduction for fees or expenses)			
Bloomberg Barclays U.S. Corporate High Yield Bond Index	-2.08%	3.83%	11.12%
High-Yield Corporate Composite Index	-1.71	3.66	9.50

Investment Advisor

Wellington Management Company LLP (Wellington Management)

Portfolio Manager

Michael L. Hong, CFA, Senior Managing Director and Fixed Income Portfolio Manager of Wellington Management. He has managed the Portfolio since 2008.


Tax Information

The Portfolio normally distributes its net investment income and net realized capital gains, if any, to its shareholders, which are the insurance company separate accounts that sponsor your variable annuity or variable life insurance contract. The tax consequences to you of your investment in the Portfolio depend on the provisions of the annuity or life insurance contract through which you invest. For more information on taxes, please refer to the prospectus of the annuity or life insurance contract through which Portfolio shares are offered.

Payments to Financial Intermediaries

The Portfolio and its investment advisor do not pay financial intermediaries for sales of Portfolio shares.

More on the Portfolio

This prospectus describes the principal risks you would face as an investor in this Portfolio. It is important to keep in mind one of the main principles of investing: generally, the higher the risk of losing money, the higher the potential reward. The reverse, also, is generally true: the lower the risk, the lower the potential reward. As you consider an investment in any mutual fund, you should take into account your personal tolerance for fluctuations in the securities markets. Look for this  symbol throughout the prospectus. It is used to mark detailed information about the more significant risks that you would confront as a Portfolio investor. To highlight terms and concepts important to mutual fund investors, we have provided Plain Talk[®] explanations along the way. Reading the prospectus will help you decide whether the Portfolio is the right investment for you. We suggest that you keep this prospectus for future reference.

A Note About Vanguard Variable Insurance Fund

The High Yield Bond Portfolio of Vanguard Variable Insurance Fund is a mutual fund used solely as an investment option for annuity or life insurance contracts offered by insurance companies. This means that you cannot purchase shares of the Portfolio directly, but only through a contract offered by an insurance company.

The High Yield Bond Portfolio is separate from other Vanguard mutual funds, even when the Portfolio and a fund have the same investment objective and advisor. The Portfolio's investment performance will differ from the performance of other Vanguard funds because of differences in the securities held and because of administrative and insurance costs associated with the annuity or life insurance program through which you invest.

Plain Talk About Costs of Investing

Costs are an important consideration in choosing a mutual fund. That is because you, as a contract owner, pay a proportionate share of the costs of operating a fund and any transaction costs incurred when the fund buys or sells securities. These costs can erode a substantial portion of the gross income or the capital appreciation a fund achieves. Even seemingly small differences in expenses can, over time, have a dramatic effect on a fund's performance.

The following sections explain the principal investment strategies and policies that the Portfolio uses in pursuit of its objective. The Fund's board of trustees, which oversees the Portfolio's management, may change investment strategies or policies in the interest of shareholders without a shareholder vote, unless those strategies or policies are designated as fundamental. The Portfolio's 80% policy may be changed only upon 60 days' notice to shareholders.

Market Exposure

The Portfolio invests primarily in a diversified group of high-yielding, higher-risk corporate bonds, commonly known as "junk bonds," with medium- and lower-range credit quality ratings. The Portfolio also invests in fixed and floating rate loans of medium- to lower-range credit quality; these loans are mostly short- and intermediate-term. As a result of this investment strategy, the Portfolio is subject to certain risks.

Plain Talk About High-Yield Bonds

High-yield bonds, or "junk bonds," are issued by companies or other entities whose ability to pay interest and principal on the debt in a timely manner is considered questionable. Such bonds are rated "below investment-grade" by independent rating agencies. Because they are riskier than investment-grade bonds, high-yield bonds typically must pay more interest to attract investors. Some high-yield bonds are issued by smaller, less-seasoned companies, while others are issued as part of a corporate restructuring, such as an acquisition, a merger, or a leveraged buyout. Some high-yield bonds were once rated as investment-grade but have been downgraded to junk bond status because of financial difficulties experienced by their issuers. Conversely, an issuer's improving financial condition may result in an upgrading of its junk bonds to investment-grade status.



Because of its significant investments in junk bonds and loans, the Portfolio is subject to high credit risk, which is the chance that a bond or loan issuer will fail to pay interest or principal in a timely manner or that negative perceptions of the issuer's ability to make such payments will cause the price of that bond or loan to decline.



The Portfolio is subject to interest rate risk, which is the chance that bond or loan prices will decline because of rising interest rates. Interest rate risk should be moderate for the Portfolio because it invests mainly in short- and intermediate-term bonds, whose prices are less sensitive to interest rate changes than are the prices of long-term bonds.

In general, interest rate fluctuations widen as a bond portfolio’s average maturity lengthens. The Portfolio is expected to have a moderate level of interest rate risk because its holdings have short- and intermediate-term average maturity.

Although bonds are often thought to be less risky than stocks, there have been periods when bond prices have fallen significantly because of rising interest rates. For instance, prices of long-term bonds fell by almost 48% between December 1976 and September 1981.

To illustrate the relationship between bond prices and interest rates, the following table shows the effect of a 1% and a 2% change (both up and down) in interest rates on the values of three noncallable bonds (i.e., bonds that cannot be redeemed by the issuer) of different maturities, each with a face value of \$1,000.

How Interest Rate Changes Affect the Value of a \$1,000 Bond¹

Type of Bond (Maturity)	After a 1% Increase	After a 1% Decrease	After a 2% Increase	After a 2% Decrease
Short-Term (2.5 years)	\$977	\$1,024	\$954	\$1,049
Intermediate-Term (10 years)	922	1,086	851	1,180
Long-Term (20 years)	874	1,150	769	1,328

¹ Assuming a 4% coupon rate.

These figures are for illustration only; you should not regard them as an indication of future performance of the bond market as a whole or the Portfolio in particular.

Plain Talk About Bonds and Interest Rates

As a rule, when interest rates rise, bond prices fall. The opposite is also true: Bond prices go up when interest rates fall. Why do bond prices and interest rates move in opposite directions? Let's assume that you hold a bond offering a 4% yield. A year later, interest rates are on the rise and bonds of comparable quality and maturity are offered with a 5% yield. With higher-yielding bonds available, you would have trouble selling your 4% bond for the price you paid—you would probably have to lower your asking price. On the other hand, if interest rates were falling and 3% bonds were being offered, you should be able to sell your 4% bond for more than you paid.

How mortgage-backed securities are different: In general, declining interest rates will not lift the prices of mortgage-backed securities—such as those guaranteed by the Government National Mortgage Association—as much as the prices of comparable bonds. Why? Because when interest rates fall, the bond market tends to discount the prices of mortgage-backed securities for prepayment risk—the possibility that homeowners will refinance their mortgages at lower rates and cause the bonds to be paid off prior to maturity. In part to compensate for this prepayment possibility, mortgage-backed securities tend to offer higher yields than other bonds of comparable credit quality and maturity. In contrast, when interest rates rise, prepayments tend to slow down, subjecting mortgage-backed securities to extension risk—the possibility that homeowners will repay their mortgages at slower rates. This will lengthen the duration or average life of mortgage-backed securities held by a fund and delay the fund's ability to reinvest proceeds at higher interest rates, making the fund more sensitive to changes in interest rates.



The Portfolio is subject to income risk, which is the chance that the Portfolio's income will decline because of falling interest rates. A portfolio's income declines when interest rates fall because the portfolio then must invest new cash flow and cash from maturing bonds in lower-yielding bonds.


In general, income risk is higher for short-term bond funds and lower for long-term bond funds. Accordingly, the Portfolio should have a moderate level of income risk.

Plain Talk About Bond Maturities

A bond is issued with a specific maturity date—the date when the issuer must pay back the bond's principal (face value). Bond maturities range from less than 1 year to more than 30 years. Typically, the longer a bond's maturity, the more price risk you, as a bond investor, will face as interest rates rise—but also the higher the potential yield you could receive. Longer-term bonds are more suitable for investors willing to take a greater risk of price fluctuations to get higher and more stable interest income. Shorter-term bond investors should be willing to accept lower yields and greater income variability in return for less fluctuation in the value of their investment. The stated maturity of a bond may differ from the effective maturity of a bond, which takes into consideration that an action such as a call or refunding may cause bonds to be repaid before their stated maturity dates.

Although falling interest rates tend to strengthen bond prices, they can cause other problems for bond investors—bond calls and prepayments.

The Portfolio is subject to prepayment risk on fixed- and floating-rate loans, which is the chance that during periods of falling interest rates, issuers of loans may prepay the loan principal before its maturity date. The Portfolio would then lose potential price appreciation and would be forced to reinvest the unanticipated proceeds at lower interest rates, resulting in a decline in the Portfolio's income.

 ***The Portfolio is subject to call risk, which is the chance that during periods of falling interest rates, issuers of callable bonds may call (redeem) securities with higher coupon rates or interest rates before their maturity dates. The Portfolio would then lose any price appreciation above the bond's call price and would be forced to reinvest the unanticipated proceeds at lower interest rates, resulting in a decline in the Portfolio's income. Such redemptions and subsequent reinvestments would also increase the Portfolio's turnover rate. Call risk should be moderate for the Portfolio because it invests only a portion of its assets in callable bonds.***

Plain Talk About Callable Bonds

Although bonds are issued with clearly defined maturities, in some cases the bond issuer has a right to call in (redeem) the bond earlier than its maturity date. When a bond is called, the bondholder must replace it with another bond that may have a lower yield than the original bond. One way for bond investors to protect themselves against call risk is to purchase a bond early in its lifetime, long before its call date. Another way is to buy bonds with lower coupon rates or interest rates, which make them less likely to be called.

Security Selection

The Portfolio may invest up to 10% of its assets in trust-preferred securities, which are preferred securities issued by a special purpose trust that holds subordinated debt of the trust's corporate parent. The interest received by the trust from the debt issued by the corporate parent is distributed to the holders of the trust-preferred securities. A trust-preferred security has characteristics of both a debt security and an equity security and generally will have the same risks as these types of securities, including market, credit, interest rate, and call risks. Trust-preferred securities typically are subordinated to the bonds and other obligations of the parent company and, therefore, may be subject to greater credit risk than such bonds and obligations.

The Portfolio may invest up to 20% of its assets in government securities and/or bonds that are rated Baa or above by Moody's or have an equivalent rating from any other independent bond rating agency, or, if unrated, are determined to be of comparable quality by the advisor. These are commonly referred to as investment-grade securities.


The Portfolio will only invest in bonds and loans that, at the time of initial investment, are rated Caa or higher by Moody's or have an equivalent rating from any other independent bond rating agency, or, if unrated, are determined to be of comparable quality by the advisor. However, the Portfolio may continue to hold bonds that have been downgraded, even if they would no longer be eligible for purchase by the Portfolio.

Plain Talk About Credit Quality

A bond’s credit quality rating is an assessment of the issuer’s ability to pay interest on the bond and, ultimately, to repay the principal. The lower the credit quality, the greater the perceived chance that the bond issuer will default, or fail to meet its payment obligations. All things being equal, the lower a bond’s credit quality, the higher its yield should be to compensate investors for assuming additional risk.

Credit risk is expected to be high for the Portfolio because it invests primarily in bonds with medium- and lower-range credit quality ratings.

The Portfolio’s advisor selects bonds on a company-by-company basis, emphasizing fundamental research and a long-term investment horizon. The analysis focuses on the nature of a company’s business, its strategy, and the quality of its management. Based on this analysis, the advisor looks for companies whose prospects are stable or improving and whose bonds offer an attractive yield. Companies with improving prospects are normally more attractive because they offer better assurance of debt repayment and greater potential for capital appreciation.


 *The Portfolio is subject to manager risk, which is the chance that poor security selection will cause the Portfolio to underperform relevant benchmarks or other funds with a similar investment objective. In addition, significant investment in the communication sector subjects the Portfolio to proportionately higher exposure to the risks of this sector.*

As of December 31, 2018, the Portfolio’s holdings had the following credit quality characteristics:

Credit Quality	Percentage of Portfolio’s Net Assets
Baa	3.9%
Ba	47.6
B	40.1
Caa	7.3
C	0.9
Not Rated	0.2

Bonds that are rated below Moody’s Baa or have an equivalent rating, such as those held by the Portfolio, are classified as non-investment grade. These bonds carry a high degree of risk and are considered speculative by the major rating agencies. Because of the speculative nature of junk bonds, you should carefully consider the risks associated with the Portfolio before you purchase shares.

To minimize credit risk, the Portfolio normally diversifies its holdings among debt of 150–200 separate issuers, representing many industries. As of December 31, 2018, the Portfolio held debt of 206 issuers. This diversification should lessen the negative impact to the Portfolio of a particular issuer's failure to pay either principal or interest.

 ***The Portfolio is subject to liquidity risk, which is the chance that the Portfolio may not be able to sell a security in a timely manner at a desired price.***

Corporate bonds are traded among dealers and brokers that connect buyers with sellers. Liquidity in the corporate bond market may be challenged depending on overall economic conditions and credit tightening. There may be little trading in the secondary market for particular bonds and other debt securities, which may make them more difficult to value or sell.

The Portfolio may also enter into mortgage-dollar-roll transactions, in which the Portfolio sells mortgage-backed securities to a dealer and simultaneously agrees to purchase similar securities in the future at a predetermined price. These transactions simulate an investment in mortgage-backed securities and have the potential to enhance the Portfolio's returns and reduce its administrative burdens, compared with holding mortgage-backed securities directly. These transactions may increase the Portfolio's turnover rate. Mortgage dollar rolls will be used only to the extent that they are consistent with the Portfolio's investment objective and risk profile.

Although it has no present plans to do so, the Portfolio may invest up to 5% of its assets in non-cash-flow-producing high-yield bonds, such as zero-coupon bonds (which pay interest only at maturity) or payment-in-kind bonds (which pay interest in the form of additional securities).

Other Investment Policies and Risks

In addition to investing in junk bonds, the Portfolio may make other kinds of investments to achieve its objective.

The Portfolio may invest in international U.S. dollar-denominated bonds issued by foreign governments, government agencies, and companies. To the extent that the Portfolio owns foreign bonds, it is subject to *country risk*, which is the chance that world events—such as political upheaval, financial troubles, or natural disasters—will adversely affect the value or liquidity of securities issued by governments, government agencies, and companies in foreign countries. Because the bond's value is designated in dollars rather than in the currency of the issuer's country, the Portfolio is not exposed to currency risk; rather, the issuer assumes the risk, usually to attract U.S. investors.

The Portfolio may invest in foreign currency bonds, which are bonds denominated in the local currency of a non-U.S. country and issued by foreign governments, government agencies, and companies. To the extent that the Portfolio owns foreign currency bonds,

it intends to hedge its foreign currency exposure to those bonds back to the U.S. dollar. In addition to country risk, the Portfolio is subject to *currency hedging risk*. Currency hedging risk is the chance that the currency hedging transactions entered into by the Portfolio may not perfectly offset the Portfolio's foreign currency exposure.

The Portfolio may enter into foreign currency exchange forward contracts, which are a type of derivative. A foreign currency exchange forward contract is an agreement to buy or sell a currency at a specific price on a specific date, usually 30, 60, or 90 days in the future. In other words, the contract guarantees an exchange rate on a given date. Advisors of portfolios that invest in foreign securities can use these contracts to guard against unfavorable changes in currency exchange rates. These contracts, however, would not prevent the Portfolio's securities from falling in value as a result of risks other than unfavorable currency exchange movements.

The Portfolio may invest, to a limited extent, in derivatives. Generally speaking, a derivative is a financial contract whose value is based on the value of a financial asset (such as a stock, a bond, or a currency), a physical asset (such as gold, oil, or wheat), a market index, or a reference rate. Investments in derivatives may subject the Portfolio to risks different from, and possibly greater than, those of the underlying securities or assets.

The Portfolio may invest in fixed income futures contracts, fixed income options, interest rate swaps, total return swaps, credit default swaps, currency swaps, foreign currency exchange forwards, or other derivatives only if the expected risks and rewards of the derivatives are consistent with the investment objective, policies, strategies, and risks of the Portfolio as disclosed in this prospectus. The advisor will not use derivatives to change the risk exposure of the Portfolio. In particular, derivatives will be used for the portfolio only when they may help the advisor to accomplish one or more of the following:

- Invest in eligible asset classes with greater efficiency and lower cost than is possible through direct investment.
- Add value when these instruments are attractively priced.
- Hedge foreign currency exposure or hedge foreign interest rate exposure, adjust the overall credit risk of the Portfolio or actively overweight or underweight credit risk to specific bond issuers.
- Adjust sensitivity to changes in interest rates.

The Portfolio will not use derivatives for speculation or for the purpose of leveraging (magnifying) investment returns.

Plain Talk About Derivatives

Derivatives can take many forms. Some forms of derivatives—such as exchange-traded futures and options on securities, commodities, or indexes—have been trading on regulated exchanges for decades. These types of derivatives are standardized contracts that can easily be bought and sold and whose market values are determined and published daily. On the other hand, non-exchange-traded derivatives—such as certain swap agreements and foreign currency exchange forward contracts—tend to be more specialized or complex and may be more difficult to accurately value.

Cash Management

The Portfolio's daily cash balance may be invested in Vanguard Market Liquidity Fund and/or Vanguard Municipal Cash Management Fund (each, a CMT Fund), which are low-cost money market funds. When investing in a CMT Fund, the Portfolio bears its proportionate share of the expenses of the CMT Fund in which it invests. Vanguard receives no additional revenue from Portfolio assets invested in a CMT Fund.

Temporary Investment Measures

The Portfolio may temporarily depart from its normal investment policies and strategies when the advisor believes that doing so is in the Portfolio's best interest, so long as the strategy or policy employed is consistent with the Portfolio's investment objective. For instance, the Portfolio may invest beyond its normal limits in derivatives or exchange-traded funds that are consistent with the Portfolio's investment objective when those instruments are more favorably priced or provide needed liquidity, as might be the case if the Portfolio is transitioning assets from one advisor to another or receives large cash flows that it cannot prudently invest immediately.

In addition, the Portfolio may take temporary defensive positions that are inconsistent with its normal investment policies and strategies—for instance, by allocating substantial assets to cash equivalent investments or other less volatile instruments—in response to adverse or unusual market, economic, political, or other conditions. In doing so, the Portfolio may succeed in avoiding losses but may otherwise fail to achieve its investment objective.

Frequent Trading or Market-Timing

Background. Some investors try to profit from strategies involving frequent trading of mutual fund shares, such as market-timing. For funds holding foreign securities, investors may try to take advantage of an anticipated difference between the price of the fund's shares and price movements in overseas markets, a practice also known as time-zone arbitrage. Investors also may try to engage in frequent trading of funds

holding investments such as small-cap stocks and high-yield bonds. As money is shifted into and out of a fund by an investor engaging in frequent trading, the fund incurs costs for buying and selling securities, resulting in increased brokerage and administrative costs. These costs are borne by *all* fund investors, including the long-term investors who do not generate the costs. In addition, frequent trading may interfere with an advisor's ability to efficiently manage the fund.

Policies to address frequent trading. The Vanguard funds (other than money market funds and short-term bond funds, but including Vanguard Short-Term Inflation-Protected Securities Index Fund) do not knowingly accommodate frequent trading. The board of trustees of each Vanguard fund (other than money market funds and short-term bond funds, but including Vanguard Short-Term Inflation-Protected Securities Index Fund) has adopted policies and procedures reasonably designed to detect and discourage frequent trading and, in some cases, to compensate the fund for the costs associated with it. These policies and procedures do not apply to ETF Shares because frequent trading in ETF Shares generally does not disrupt portfolio management or otherwise harm fund investors. Although there is no assurance that Vanguard will be able to detect or prevent frequent trading or market-timing in all circumstances, the following policies have been adopted to address these issues:

- Each Vanguard fund reserves the right to reject any purchase request—including exchanges from other Vanguard funds—without notice and regardless of size. For example, a purchase request could be rejected because the investor has a history of frequent trading or if Vanguard determines that such purchase may negatively affect a fund's operation or performance.
- Certain Vanguard funds charge shareholders purchase and/or redemption fees on transactions.

You may purchase or sell Portfolio shares through a contract offered by an insurance company. When insurance companies establish omnibus accounts in the Portfolio for their clients, we cannot monitor the individual clients' trading activity. However, we review trading activity at the omnibus account level, and we look for activity that may indicate potential frequent trading or market-timing. If we detect suspicious trading activity, we will seek the assistance of the insurance company to investigate that trading activity and take appropriate action, including prohibiting additional purchases of Portfolio shares by a client. Insurance companies may apply frequent-trading policies that differ from one another. Please read the insurance company contract and program materials carefully to learn of any rules or fees that may apply.

See the accompanying prospectus for the annuity or insurance program through which Portfolio shares are offered for further details on transaction policies.

The Portfolio, in determining its net asset value, will use fair-value pricing when appropriate, as described in the *Share Price* section. Fair-value pricing may reduce or eliminate the profitability of certain frequent-trading strategies.

Do not invest with Vanguard if you are a market-timer.

Turnover Rate

A mutual fund's turnover rate is a measure of its trading activity. The Portfolio may sell securities regardless of how long they have been held. The historical turnover rates for the Portfolio can be found in the *Financial Highlights* section of this prospectus. A turnover rate of 100%, for example, would mean that the Portfolio had sold and replaced securities valued at 100% of its net assets within a one-year period.

Plain Talk About Turnover Rate

Before investing in a mutual fund, you should review its turnover rate. This rate gives an indication of how transaction costs, which are not included in the fund's expense ratio, could affect the fund's future returns. In general, the greater the volume of buying and selling by the fund, the greater the impact that dealer markup and other transaction costs will have on its return. Also, funds with high turnover rates may be more likely to generate capital gains, including short-term capital gains, that must be distributed to shareholders and will be taxable to shareholders investing through a taxable account.

The Portfolio and Vanguard

Vanguard Variable Insurance Fund is a member of The Vanguard Group, a family of over 200 funds holding assets of approximately \$4.5 trillion. All of the funds that are members of The Vanguard Group (other than funds of funds) share in the expenses associated with administrative services and business operations, such as personnel, office space, and equipment.

Vanguard Marketing Corporation provides marketing services to the funds. Although fund shareholders do not pay sales commissions or 12b-1 distribution fees, each fund (other than a fund of funds) or each share class of a fund (in the case of a fund with multiple share classes) pays its allocated share of the Vanguard funds' marketing costs.

Plain Talk About Vanguard's Unique Corporate Structure

The Vanguard Group is owned jointly by the funds it oversees and thus indirectly by the shareholders in those funds. Most other mutual funds are operated by management companies that are owned by third parties—either public or private stockholders—and not by the funds they serve.

Investment Advisor

Wellington Management Company, LLP, 280 Congress Street, Boston, MA 02210, provides investment advisory services for the Portfolio. Wellington Management, a Delaware limited liability partnership, is a professional investment counseling firm that provides investment services to investment companies, employee benefit plans, endowments, foundations, and other institutions. Wellington Management and its predecessor organizations have provided investment advisory services for over 80 years. Wellington Management is owned by the partners of Wellington Management Group LLP, a Massachusetts limited liability company. As of December 31, 2018, Wellington Management had investment management authority with respect to approximately \$1 trillion in assets. The firm manages the Portfolio subject to the supervision and oversight of Vanguard and the Portfolio's board of trustees.

Wellington Management's advisory fee is paid quarterly and is a percentage of average daily net assets under management during the most recent fiscal quarter.

For the fiscal year ended December 31, 2018, the advisory fee paid to Wellington Management represented an effective annual rate of 0.06% of the Portfolio's average net assets.

Under the terms of an SEC exemption, the board of trustees of Vanguard Variable Insurance Fund may, without prior approval from shareholders, change the terms of an advisory agreement with a third-party investment advisor or hire a new third-party investment advisor—either as a replacement for an existing advisor or as an additional advisor. Any significant change in the Portfolio's advisory arrangements will be communicated to shareholders in writing. As the Portfolio's sponsor and overall manager, Vanguard may provide investment advisory services to the Portfolio at any time. Vanguard may also recommend to the board of trustees that an advisor be hired, terminated, or replaced or that the terms of an existing advisory agreement be revised. Vanguard Variable Insurance Fund has filed an application seeking a similar SEC exemption with respect to investment advisors that are wholly owned subsidiaries of Vanguard. If the exception is granted, the Portfolio may rely on the new SEC relief.

For a discussion of why the board of trustees approved the Portfolio's investment advisory agreement, see Vanguard Variable Insurance Fund's most recent semiannual report to shareholders covering the fiscal period ended June 30.

The manager primarily responsible for the day-to-day management of the Portfolio is:

Michael L. Hong, CFA, Senior Managing Director and Fixed Income Portfolio Manager of Wellington Management. He has managed fixed income portfolios for Wellington Management since 1997 and has managed the Portfolio since 2008. Education: A.B., Harvard College.

The Fund's *Statement of Additional Information* provides information about the portfolio manager's compensation, other accounts under management, and ownership of shares of the Portfolio.

Taxes

The Portfolio normally distributes its net investment income and net realized short-term or long-term capital gains, if any, to its shareholders, which are the insurance company separate accounts that fund your variable annuity or variable life insurance contract. The tax consequences to you of your investment in the Portfolio depend on the provisions of the annuity or life insurance contract through which you invest; please refer to the prospectus of such contract for more information.

The Portfolio intends to operate in such a manner that a separate account investing only in Portfolio shares will result in the variable annuity and variable life insurance contracts supported by that account receiving favorable tax treatment. This favorable treatment means that you generally will not be taxed on Portfolio distributions or proceeds on dispositions of Portfolio shares received by the separate account funding your contract. In order to qualify for this favorable treatment, the insurance company separate accounts that invest in the Portfolio must satisfy certain requirements. If a Portfolio funding your contract does not meet such requirements, your contract could lose its favorable tax treatment, and income and gain allocable to your contract could be taxable to you. Also, if the IRS were to determine that contract holders have an impermissible level of control over the investments funding their contracts, your contract could lose its favorable tax treatment and income and gain allocable to your contract could be taxable currently to you. Please see Vanguard Variable Insurance Fund's *Statement of Additional Information* for more information.

Share Price

Share price, also known as *net asset value* (NAV), is calculated each business day as of the close of regular trading on the New York Stock Exchange (NYSE), generally 4 p.m., Eastern time. In the rare event the NYSE experiences unanticipated disruptions and is unavailable at the close of the trading day, NAVs will be calculated as of the close of regular trading on the Nasdaq (or another alternate exchange if the Nasdaq is unavailable, as determined at Vanguard's discretion), generally 4 p.m., Eastern time. The NAV per share is computed by dividing the total assets, minus liabilities, of the Portfolio by the number of Portfolio shares outstanding. On U.S. holidays or other days when the NYSE is closed, the NAV is not calculated, and the Portfolio does not sell or redeem shares. However, on those days the value of the Portfolio's assets may be affected to the extent that the Portfolio holds securities that change in value on those days (such as foreign securities that trade on foreign markets that are open).

Debt securities held by a Vanguard portfolio are valued based on information furnished by an independent pricing service or market quotations. When a portfolio determines that pricing-service information or market quotations either are not readily available or do not accurately reflect the value of a security, the security is priced at its *fair value* (the amount that the owner might reasonably expect to receive upon the current sale of the security). The values of any foreign securities held by a portfolio are converted into U.S. dollars using an exchange rate obtained from an independent third party as of the close of regular trading on the NYSE. The values of any mutual fund shares, including institutional money market fund shares, held by a portfolio are based on the NAVs of the shares. The values of any ETF shares or closed-end fund shares held by a portfolio are based on the market value of the shares.

A portfolio also may use fair-value pricing on bond market holidays when the portfolio is open for business (such as Columbus Day and Veterans Day). Fair-value prices are determined by Vanguard according to procedures adopted by the board of trustees. When fair-value pricing is employed, the prices of securities used by a portfolio to calculate its NAV may differ from quoted or published prices for the same securities.

The Portfolio's NAV is used to determine the unit value for the annuity or life insurance program through which you invest. For more information on unit values, please refer to the accompanying prospectus of the insurance company that offers your annuity or life insurance program.

Financial Highlights

The following financial highlights table is intended to help you understand the Portfolio's financial performance for the periods shown, and certain information reflects financial results for a single Portfolio share. The total returns in the table represent the rate that an investor would have earned or lost each period on an investment in the Portfolio (assuming reinvestment of all distributions). This information has been obtained from the financial statements audited by PricewaterhouseCoopers LLP, an independent registered public accounting firm, whose report—along with the Portfolio's financial statements—is included in Vanguard Variable Insurance Fund's most recent annual report to shareholders. You may obtain a free copy of the latest annual or semiannual report by visiting *vanguard.com* or by contacting Vanguard by telephone or mail.

Yields and total returns presented for the Portfolio are net of the Portfolio's operating expenses, but do not take into account charges and expenses attributable to the annuity or life insurance program through which you invest. The expenses of the annuity or life insurance program reduce the returns and yields you ultimately receive, so you should bear those expenses in mind when evaluating the performance of the Portfolio and when comparing the yields and returns of the Portfolio with those of other mutual funds.

High Yield Bond Portfolio

	Year Ended December 31,				
For a Share Outstanding Throughout Each Period	2018	2017	2016	2015	2014
Net Asset Value, Beginning of Period	\$8.13	\$7.99	\$7.59	\$8.14	\$8.24
Investment Operations					
Net Investment Income	.420 ¹	.419 ¹	.397	.427	.416
Net Realized and Unrealized Gain (Loss) on Investments	(.636)	.119	.426	(.541)	(.061)
Total from Investment Operations	(.216)	.538	.823	(.114)	.355
Distributions					
Dividends from Net Investment Income	(.384)	(.398)	(.423)	(.423)	(.455)
Distributions from Realized Capital Gains	—	—	—	(.013)	—
Total Distributions	(.384)	(.398)	(.423)	(.436)	(.455)
Net Asset Value, End of Period	\$7.53	\$8.13	\$7.99	\$7.59	\$8.14
Total Return	-2.73%	7.00%	11.35%	-1.58%	4.40%
Ratios/Supplemental Data					
Net Assets, End of Period (Millions)	\$704	\$752	\$622	\$521	\$534
Ratio of Total Expenses to Average Net Assets	0.26%	0.28%	0.28%	0.28%	0.29%
Ratio of Net Investment Income to Average Net Assets	5.39%	5.22%	5.44%	5.41%	5.24%
Portfolio Turnover Rate	23%	28%	27%	38%	35%

¹ Calculated based on average shares outstanding.

General Information

This Portfolio of Vanguard Variable Insurance Fund offers its shares to insurance companies to fund both annuity and life insurance contracts. Because of differences in tax treatment or other considerations, the best interests of various contract owners participating in the Portfolio might at some time be in conflict. The Fund's board of trustees will monitor for any material conflicts and determine what action, if any, should be taken.

If the board of trustees determines that continued offering of shares would be detrimental to the best interests of the Portfolio's shareholders, the Portfolio may suspend the offering of shares for a period of time. If the board of trustees determines that a specific purchase acceptance would be detrimental to the best interests of the Portfolio's shareholders (for example, because of the size of the purchase request or a history of frequent trading by the investor), the Portfolio may reject such a purchase request.

If you wish to redeem money from the Portfolio, please refer to the instructions provided in the accompanying prospectus for the annuity or life insurance program. Shares of the Portfolio may be redeemed on any business day that the NYSE is open for trading. The redemption price of shares will be at the next-determined net asset value per share. Redemption proceeds generally will be wired to the administrator within one business day following receipt of the redemption request, but no later than seven business days. Contract owners will receive their redemption checks from the administrator.

Under normal circumstances, the Portfolio typically expects to meet redemptions with positive cash flows. When this is not an option, the Portfolio seeks to maintain its risk exposure by selling a cross section of the Portfolio's holdings to meet redemptions, while also factoring in transaction costs. Additionally, the Portfolio may work with the insurance companies through which contract owners participate in the Portfolio to implement redemptions in a manner that is least disruptive to the portfolio.

Under certain circumstances, including under stressed market conditions, there are additional tools that the Portfolio may use in order to meet redemptions, including advancing the settlement of market trades with counterparties to match investor redemption payments or delaying settlement of an investor's transaction to match trade settlement within regulatory requirements. The Portfolio may also suspend payment of redemption proceeds for up to seven days. Additionally under these unusual circumstances, the Portfolio may borrow money (subject to certain regulatory conditions and if available under board-approved procedures) through an interfund lending facility or through a bank line-of-credit, including a joint committed credit facility, in order to meet redemption requests.

The Portfolio may suspend the redemption right or postpone payment at times when the New York Stock Exchange is closed or during any emergency circumstances, as determined by the Securities and Exchange Commission.

The exchange privilege (your ability to redeem shares from one Portfolio to purchase shares of another Portfolio) may be available to you through your contract. Although we make every effort to maintain the exchange privilege, Vanguard reserves the right to revise or terminate this privilege, limit the amount of an exchange, or reject any exchange, at any time, without notice.

If the board of trustees determines that it would be detrimental to the best interests of the Portfolio's remaining shareholders to make payment in cash, the Portfolio may pay redemption proceeds, in whole or in part, by an in-kind distribution of readily marketable securities.

For certain categories of investors, the Portfolio has authorized one or more brokers to accept on its behalf purchase and redemption orders. The brokers are authorized to designate other intermediaries to accept purchase and redemption orders on the Portfolio's behalf. The Portfolio will be deemed to have received a purchase or redemption order when an authorized broker, or a broker's authorized designee, accepts the order in accordance with the Portfolio's instructions. In most cases, for these categories of investors, a contract owner's properly transmitted order will be priced at the Portfolio's next determined NAV after the order is accepted by the authorized broker or the broker's designee. The contract owner should review the authorized broker's policies relating to trading in the Vanguard funds.

Please consult Vanguard Variable Insurance Fund's *Statement of Additional Information* or our website for a description of the policies and procedures that govern disclosure of the Fund's portfolio holdings.

CFA® is a registered trademark owned by CFA Institute.

BLOOMBERG is a trademark and service mark of Bloomberg Finance L.P. BARCLAYS is a trademark and service mark of Barclays Bank Plc, used under license. Bloomberg Finance L.P. and its affiliates, including Bloomberg Index Services Limited (BISL) (collectively, Bloomberg), or Bloomberg's licensors, own all proprietary rights in the Bloomberg Barclays U.S. Corporate High Yield Bond Index, Bloomberg U.S. High Yield Ba/B 2% Issuer Capped Index, and Bloomberg Barclays U.S. 1-5 Year Treasury Bond Index (the Indices or Bloomberg Barclays Indices).

Neither Barclays Bank Plc, Barclays Capital Inc., or any affiliate (collectively Barclays) or Bloomberg is the issuer or producer of the High Yield Bond Portfolio and neither Bloomberg nor Barclays has any responsibilities, obligations or duties to investors in the High Yield Bond Portfolio. The Indices are licensed for use by The Vanguard Group, Inc. (Vanguard) as the sponsor of the High Yield Bond Portfolio. Bloomberg and Barclays' only relationship with Vanguard in respect to the Indices is the licensing of the Indices, which is determined, composed and calculated by BISL, or any successor thereto, without regard to the Issuer or the High Yield Bond Portfolio or the owners of the High Yield Bond Portfolio.

Additionally, Vanguard may for itself execute transaction(s) with Barclays in or relating to the Indices in connection with the High Yield Bond Portfolio. Investors acquire the High Yield Bond Portfolio from Vanguard and investors neither acquire any interest in the Indices nor enter into any relationship of any kind whatsoever with Bloomberg or Barclays upon making an investment in the High Yield Bond Portfolio. The High Yield Bond Portfolio is not sponsored, endorsed, sold or promoted by Bloomberg or Barclays. Neither Bloomberg nor Barclays makes any representation or warranty, express or implied regarding the advisability of investing in the High Yield Bond Portfolio or the advisability of investing in securities generally or the ability of the Indices to track corresponding or relative market performance. Neither Bloomberg nor Barclays has passed on the legality or suitability of the High Yield Bond Portfolio with respect to any person or entity. Neither Bloomberg nor Barclays is responsible for and has not participated in the determination of the timing of, prices at, or quantities of the High Yield Bond Portfolio to be issued. Neither Bloomberg nor Barclays has any obligation to take the needs of the Issuer or the owners of the High Yield Bond Portfolio or any other third party into consideration in determining, composing or calculating the Indices. Neither Bloomberg nor Barclays has any obligation or liability in connection with administration, marketing or trading of the High Yield Bond Portfolio.

The licensing agreement between Bloomberg and Barclays is solely for the benefit of Bloomberg and Barclays and not for the benefit of the owners of the High Yield Bond Portfolio, investors or other third parties. In addition, the licensing agreement between Vanguard and Bloomberg is solely for the benefit of Vanguard and Bloomberg and not for the benefit of the owners of the High Yield Bond Portfolio, investors or other third parties.

NEITHER BLOOMBERG NOR BARCLAYS SHALL HAVE ANY LIABILITY TO THE ISSUER, INVESTORS OR TO OTHER THIRD PARTIES FOR THE QUALITY, ACCURACY AND/OR COMPLETENESS OF THE BLOOMBERG BARCLAYS INDICES OR ANY DATA INCLUDED THEREIN OR FOR INTERRUPTIONS IN THE DELIVERY OF THE BLOOMBERG BARCLAYS INDICES. NEITHER BLOOMBERG NOR BARCLAYS MAKES ANY WARRANTY, EXPRESS OR IMPLIED, AS TO RESULTS TO BE OBTAINED BY THE ISSUER, THE INVESTORS OR ANY OTHER PERSON OR ENTITY FROM THE USE OF THE BLOOMBERG BARCLAYS INDICES OR ANY DATA INCLUDED THEREIN. NEITHER BLOOMBERG NOR BARCLAYS MAKES ANY EXPRESS OR IMPLIED WARRANTIES, AND EACH HEREBY EXPRESSLY DISCLAIMS ALL WARRANTIES OF MERCHANTABILITY OR FITNESS FOR A PARTICULAR PURPOSE OR USE WITH RESPECT TO BLOOMBERG BARCLAYS INDICES OR ANY DATA INCLUDED THEREIN. BLOOMBERG RESERVES THE RIGHT TO CHANGE THE METHODS OF CALCULATION OR PUBLICATION, OR TO CEASE THE CALCULATION OR PUBLICATION OF THE BLOOMBERG BARCLAYS INDICES, AND NEITHER BLOOMBERG NOR BARCLAYS SHALL BE LIABLE FOR ANY MISCALCULATION OF OR ANY INCORRECT, DELAYED OR INTERRUPTED PUBLICATION WITH RESPECT TO ANY OF THE BLOOMBERG BARCLAYS INDICES. NEITHER BLOOMBERG NOR BARCLAYS SHALL BE LIABLE FOR ANY DAMAGES, INCLUDING, WITHOUT LIMITATION, ANY SPECIAL, INDIRECT OR CONSEQUENTIAL DAMAGES, OR ANY LOST PROFITS AND EVEN IF ADVISED OF THE POSSIBILITY OF SUCH, RESULTING FROM THE USE OF BLOOMBERG BARCLAYS INDICES OR ANY DATA INCLUDED THEREIN OR WITH RESPECT TO THE HIGH YIELD BOND PORTFOLIO.

None of the information supplied by Bloomberg or Barclays and used in this publication may be reproduced in any manner without the prior written permission of both Bloomberg and Barclays Capital, the investment banking division of Barclays Bank Plc. Barclays Bank Plc is registered in England No. 1026167. Registered office 1 Churchill Place London E14 5HP.

Glossary of Investment Terms

Average Maturity. The average length of time until bonds held by a portfolio reach maturity and are repaid. In general, the longer the average maturity, the more a portfolio's share price fluctuates in response to changes in market interest rates. In calculating average maturity, a portfolio uses a bond's maturity or, if applicable, an earlier date on which the advisor believes it is likely that a maturity-shortening device (such as a call, put, refunding, prepayment or redemption provision, or an adjustable coupon rate) will cause the bond to be repaid.

Bloomberg Barclays U.S. Corporate High Yield Bond Index. An index that includes primarily corporate bonds with credit ratings at or below Ba1 (Moody's) or BB+ (Standard & Poor's); these issues are considered below investment-grade.

Bond. A debt security (IOU) issued by a corporation, a government, or a government agency in exchange for the money the bondholder lends it. In most instances, the issuer agrees to pay back the loan by a specific date and generally to make regular interest payments until that date.

Capital Gains Distributions. Payments to portfolio shareholders of gains realized on securities that a portfolio has sold at a profit, minus any realized losses.

Cash Equivalent Investments. Cash deposits, short-term bank deposits, and money market instruments that include U.S. Treasury bills and notes, bank certificates of deposit (CDs), repurchase agreements, commercial paper, and banker's acceptances.

Corporate Bond. An IOU issued by a business that wants to borrow money. As with other types of bonds, the issuer promises to repay the borrowed money by a specific date and generally to make interest payments in the meantime.

Coupon Rate. The interest rate paid by the issuer of a debt security until its maturity. It is expressed as an annual percentage of the face value of the security.

Dividend Distributions. Payments to portfolio shareholders of income from interest or dividends generated by a portfolio's investments.

Expense Ratio. A portfolio's total annual operating expenses expressed as a percentage of the portfolio's average net assets. The expense ratio includes management and administrative expenses, but does not include the transaction costs of buying and selling portfolio securities.

Face Value. The amount to be paid at a bond's maturity; also known as the par value or principal.

Fixed Income Security. An investment, such as a bond, representing a debt that must be repaid by a specified date, and on which the borrower must pay a fixed, variable, or floating rate of interest.

High-Yield Corporate Composite Index. An index weighted 95% Bloomberg Barclays U.S. High Yield Ba/B 2% Issuer Capped Index and 5% Bloomberg Barclays U.S. 1–5 Year Treasury Bond Index.

Inception Date. The date on which the assets of a portfolio are first invested in accordance with the portfolio's investment objective. For portfolios with a subscription period, the inception date is the day after that period ends. Investment performance is generally measured from the inception date.

Investment-Grade Bond. A debt security whose credit quality is considered by independent bond-rating agencies, or through independent analysis conducted by a portfolio's advisor, to be sufficient to ensure timely payment of principal and interest under current economic circumstances. Debt securities rated in one of the four highest rating categories are considered investment-grade. Other debt securities may be considered by an advisor to be investment-grade.

Joint Committed Credit Facility. The Portfolio participates, along with other funds managed by Vanguard, in a committed credit facility provided by a syndicate of lenders pursuant to a credit agreement that may be renewed annually; each Vanguard fund is individually liable for its borrowings, if any, under the credit facility. The amount and terms of the committed credit facility are subject to approval by the Fund's board of trustees and renegotiation with the lender syndicate on an annual basis.

Liquidity. The degree of a security's marketability (i.e., how quickly the security can be sold at a fair price and converted to cash).

Mutual Fund. An investment company that pools the money of many people and invests it in a variety of securities in an effort to achieve a specific objective over time.

New York Stock Exchange (NYSE). A stock exchange based in New York City that is open for regular trading on business days, Monday through Friday, from 9:30 a.m. to 4 p.m., Eastern time.

Non-Investment-Grade Bond. A debt security whose credit quality is considered by independent bond rating agencies, or through independent analysis conducted by a fund's advisor, to be below investment-grade. These high-risk corporate bonds have a credit quality rating equivalent to or below Moody's Ba or Standard & Poor's BB and are commonly referred to as "junk bonds."

Principal. The face value of a debt instrument or the amount of money put into an investment.

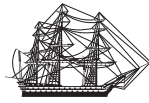
Securities. Stocks, bonds, money market instruments, and other investments.

Total Return. A percentage change, over a specified time period, in a portfolio's net asset value, assuming the reinvestment of all distributions of dividends and capital gains.

Volatility. The fluctuations in value of a mutual fund or other security. The greater a portfolio's volatility, the wider the fluctuations in its returns.

Yield. Income (interest or dividends) earned by an investment, expressed as a percentage of the investment's price.

This page intentionally left blank.



Vanguard®

P.O. Box 2600
Valley Forge, PA 19482-2600

Connect with Vanguard® > vanguard.com

For More Information

If you would like more information about Vanguard Variable Insurance Fund High Yield Bond Portfolio, the following documents are available free upon request:

Annual/Semiannual Reports to Shareholders

Additional information about the Portfolio's investments is available in Vanguard Variable Insurance Fund's annual and semiannual reports to shareholders. In the annual report, you will find a discussion of the market conditions and investment strategies that significantly affected the Portfolio's performance during its last fiscal year.

Statement of Additional Information (SAI)

The SAI provides more detailed information about the Portfolio and is incorporated by reference into (and thus legally a part of) this prospectus.

To receive a free copy of the latest annual or semiannual reports or the SAI, or to request additional information about the Fund or other Vanguard funds, please visit vanguard.com or contact us as follows:

Vanguard Annuity and Insurance Services
P.O. Box 2600
Valley Forge, PA 19482-2600
Telephone: 800-522-5555
Text telephone for people with hearing impairment:
800-749-7273

Information Provided by the Securities and Exchange Commission (SEC)

Reports and other information about the Fund are available in the EDGAR database on the SEC's website at www.sec.gov, or you can receive copies of this information, for a fee, by electronic request at the following email address: publicinfo@sec.gov.

Fund's Investment Company Act file number: 811-05962