

# Nationwide Variable Insurance Trust

Prospectus April 29, 2020

## **Fund and Class**

### **NVIT Blueprint<sup>SM</sup> Aggressive Fund (formerly, NVIT Cardinal<sup>SM</sup> Aggressive Fund)**

Class I  
Class II

### **NVIT Blueprint<sup>SM</sup> Moderately Aggressive Fund (formerly, NVIT Cardinal<sup>SM</sup> Moderately Aggressive Fund)**

Class I  
Class II

### **NVIT Blueprint<sup>SM</sup> Capital Appreciation Fund (formerly, NVIT Cardinal<sup>SM</sup> Capital Appreciation Fund)**

Class I  
Class II

### **NVIT Blueprint<sup>SM</sup> Moderate Fund (formerly, NVIT Cardinal<sup>SM</sup> Moderate Fund)**

Class I  
Class II

### **NVIT Blueprint<sup>SM</sup> Balanced Fund (formerly, NVIT Cardinal<sup>SM</sup> Balanced Fund)**

Class I  
Class II

### **NVIT Blueprint<sup>SM</sup> Moderately Conservative Fund (formerly, NVIT Cardinal<sup>SM</sup> Moderately Conservative Fund)**

Class I  
Class II

### **NVIT Blueprint<sup>SM</sup> Conservative Fund (formerly, NVIT Cardinal<sup>SM</sup> Conservative Fund)**

Class I  
Class II

The U.S. Securities and Exchange Commission has not approved or disapproved these Funds' shares or determined whether this Prospectus is complete or accurate. To state otherwise is a crime.

[nationwide.com/mutualfundsnvit](http://nationwide.com/mutualfundsnvit)



**Nationwide<sup>®</sup>**  
is on your side

THIS PAGE INTENTIONALLY LEFT BLANK

# TABLE OF CONTENTS

<b>2</b>	<b>Fund Summaries</b> NVIT Blueprint <sup>SM</sup> Aggressive Fund NVIT Blueprint <sup>SM</sup> Moderately Aggressive Fund NVIT Blueprint <sup>SM</sup> Capital Appreciation Fund NVIT Blueprint <sup>SM</sup> Moderate Fund NVIT Blueprint <sup>SM</sup> Balanced Fund NVIT Blueprint <sup>SM</sup> Moderately Conservative Fund NVIT Blueprint <sup>SM</sup> Conservative Fund
<b>37</b>	<b>How the Funds Invest</b> Objectives Purpose of the NVIT Blueprint <sup>SM</sup> Funds Principal Investment Strategies About Asset Classes The Underlying Funds
<b>41</b>	<b>Risks of Investing in the Funds</b>
<b>48</b>	<b>Fund Management</b>
<b>50</b>	<b>Investing with Nationwide Funds</b> Choosing a Share Class Purchase Price Fair Value Pricing In-Kind Purchases Selling Shares Restrictions on Sales Excessive or Short-Term Trading Distribution and Services Plans Revenue Sharing
<b>54</b>	<b>Distributions and Taxes</b>
<b>55</b>	<b>Additional Information</b>
<b>56</b>	<b>Financial Highlights</b>
<b>64</b>	<b>Appendix</b>

# FUND SUMMARY: NVIT BLUEPRINT<sup>SM</sup> AGGRESSIVE FUND (formerly, NVIT Cardinal<sup>SM</sup> Aggressive Fund)

## Objective

The NVIT Blueprint<sup>SM</sup> Aggressive Fund (“Aggressive Fund” or the “Fund”) seeks maximum growth of capital consistent with a more aggressive level of risk as compared to other Blueprint<sup>SM</sup> Funds.

## Fees and Expenses

This table describes the fees and expenses you may pay when buying and holding shares of the Fund. Sales charges and other expenses that may be imposed by variable insurance contracts are not included. If these charges were reflected, the expenses listed below would be higher. See the variable insurance contract prospectus.

	Class I Shares	Class II Shares
<b>Annual Fund Operating Expenses</b> (expenses that you pay each year as a percentage of the value of your investment)		
Management Fees	0.20%	0.20%
Distribution and/or Service (12b-1) Fees	None	0.25%
Other Expenses	0.24%	0.24%
Acquired Fund Fees and Expenses	0.69%	0.69%
<b>Total Annual Fund Operating Expenses</b>	<b>1.13%</b>	<b>1.38%</b>
Fee Waiver/Expense Reimbursement <sup>(1),(2),(3)</sup>	(0.11)%	(0.27)%
<b>Total Annual Fund Operating Expenses After Fee Waiver/Expense Reimbursement</b>	<b>1.02%</b>	<b>1.11%</b>

<sup>(1)</sup> Nationwide Variable Insurance Trust (the “Trust”) and Nationwide Fund Advisors (the “Adviser”) have entered into a written contract limiting annual fund operating expenses to 0.28% (excluding Rule 12b-1 fees, administrative services fees, acquired fund fees and expenses, and certain other expenses) until at least April 30, 2021. The expense limitation agreement may be changed or eliminated only with the consent of the Board of Trustees of the Trust. The Adviser may request and receive reimbursement from the Fund for advisory fees waived or other expenses reimbursed by the Adviser pursuant to the expense limitation agreement at a date not to exceed three years from the date in which the corresponding waiver or reimbursement to the Fund was made. However, no reimbursement may be made unless: (i) the Fund’s assets exceed \$100 million and (ii) the total annual expense ratio is no higher than the amount of the expense limitation that was in place at the time the Adviser waived the fees or reimbursed the expenses and does not cause the expense ratio to exceed the current expense limitation. Reimbursement by the Fund of amounts previously waived or reimbursed by the Adviser is not permitted except as provided for in the expense limitation agreement.

<sup>(2)</sup> In addition to the expense limitation agreement discussed in Footnote 1, the Trust and the Adviser have entered into a written contract in which the Adviser has agreed to waive 0.10% of the management fee to which the Adviser would otherwise be entitled until April 30, 2021. The written contract may be changed or eliminated only with the consent of the Board of Trustees of the Trust.

<sup>(3)</sup> The Trust and Nationwide Fund Distributors LLC have entered into a written contract waiving 0.16% of the Distribution and/or Service (12b-1) Fees for Class II shares until April 30, 2021. The written contract may be changed or eliminated only with the consent of the Board of Trustees of the Trust.

## Example

This Example is intended to help you to compare the cost of investing in the Fund with the cost of investing in other mutual funds. The Example, however, does not include charges that are imposed by variable insurance contracts. If these charges were reflected, the expenses listed below would be higher.

This Example assumes that you invest \$10,000 in the Fund for the time periods indicated and then sell all of your shares at the end of those time periods. It assumes a 5% return each year and no change in expenses, and any expense limitation or fee waivers that may apply for the periods indicated above under “Fees and Expenses.” Although your actual costs may be higher or lower, based on these assumptions your costs would be:

	1 Year	3 Years	5 Years	10 Years
Class I Shares	\$104	\$348	\$612	\$1,365
Class II Shares	113	410	729	1,634

## Portfolio Turnover

The Fund pays transaction costs, such as commissions, when it buys and sells securities (or “turns over” its portfolio). A higher portfolio turnover rate may indicate higher transaction costs. These costs, which are not reflected in Annual Fund Operating Expenses or in the Example, affect the Fund’s performance. During the most recent fiscal year, the Fund’s portfolio turnover rate was 92.45% of the average value of its portfolio.

## FUND SUMMARY: NVIT BLUEPRINT<sup>SM</sup> AGGRESSIVE FUND (cont.)

### Principal Investment Strategies

The Fund is a “fund-of-funds” that invests primarily in affiliated mutual funds representing a variety of asset classes. The Fund aims to provide diversification across traditional asset classes—U.S. stocks and international stocks—by investing primarily in mutual funds offered by Nationwide Variable Insurance Trust and affiliated or unaffiliated exchange-traded funds (“ETFs”) (each, an “Underlying Fund” or collectively, “Underlying Funds”).

Each Underlying Fund invests directly in equity or fixed-income securities, as appropriate to its investment objective and strategies. Some Underlying Funds may use futures, forwards, swaps and options, which are derivatives, either to hedge against investment risks, to obtain exposure to certain securities or groups of securities, to take short positions in certain securities, or otherwise to increase returns. Although the Fund seeks to provide diversification across major asset classes, the Fund invests a significant portion of its assets in a small number of issuers (i.e., Underlying Funds). However, the Fund may invest directly in securities and derivatives in addition to investing in Underlying Funds. Further, most of the Underlying Funds in which the Fund invests are diversified.

The Fund pursues its objective of maximum growth of capital with an aggressive level of risk by investing heavily in Underlying Funds that invest in equity securities, such as common stocks of U.S. and international companies (including smaller companies), that the investment adviser believes offer opportunities for capital growth. Consistent with this investment strategy, as of the date of this Prospectus, the Fund allocates approximately 54% of its net assets in U.S. stocks, approximately 36% in international stocks and approximately 10% in bonds. The investment adviser generally sells shares of Underlying Funds in order to meet target allocations or shareholder redemption activity. The Fund is designed for aggressive investors who are comfortable with assuming the risks associated with investing in a high percentage of stocks, including international stocks. The Fund is also designed for investors who have long time horizons, who want to maximize long-term returns and who have a high tolerance for possible short-term losses.

### Principal Risks

The Fund cannot guarantee that it will achieve its investment objective.

As with any fund, the value of the Fund’s investments—and therefore, the value of Fund shares—may fluctuate. These changes may occur because of:

**Management risk** – the Fund is subject to the risk that the methods and analyses employed by its investment adviser, or by the investment advisers or subadvisers to the

Underlying Funds, may not produce the desired results. This could cause the Fund to lose value or its results to lag those of relevant benchmarks or other funds with similar objectives.

**Market risk** – the risk that one or more markets in which an Underlying Fund invests will go down in value, including the possibility that the markets will go down sharply and unpredictably.

**Fund-of-funds risk** – there are certain risks associated with a structure whereby the Fund invests primarily in other mutual funds. These risks include that: (1) the Fund will indirectly pay a proportional share of the fees and expenses of the Underlying Funds in which it invests; (2) the Fund’s investment performance is directly tied to the performance of the Underlying Funds in which it invests. If one or more Underlying Funds fail to meet their investment objectives, the Fund’s performance could be negatively affected; (3) the Fund is subject to different levels and combinations of risk based on its actual allocation among the various asset classes and Underlying Funds. The potential impact of the risks related to an asset class depends on the size of the Fund’s investment allocation to it; (4) Nationwide Fund Advisors’ (the “Adviser”) evaluations and allocation among asset classes and Underlying Funds may be incorrect; (5) the Adviser may add or delete Underlying Funds, or alter the Fund’s asset allocation, at its discretion. Changes to the Fund’s Underlying Funds or allocation (or the lack thereof) could affect both the level of risk and the potential for gain or loss; and (6) in selecting the Underlying Funds in which the Fund invests, the Adviser is subject to a conflict of interest because the Adviser is also the investment adviser to most, if not all, of the Underlying Funds. The Adviser receives advisory fees from affiliated Underlying Funds and, therefore, has an incentive to invest the Fund’s assets in affiliated Underlying Funds instead of unaffiliated Underlying Funds. In addition, the Adviser might have an interest in making an investment in an affiliated Underlying Fund, or in maintaining an existing investment in an affiliated Underlying Fund, in order to benefit that affiliated Underlying Fund (for example, by assisting the affiliated Underlying Fund in achieving or maintaining scale). Notwithstanding the foregoing, the Adviser has a fiduciary duty to the Fund and must act in the best interest of the Fund.

**Exchange-traded funds risk** – when the Fund invests in an exchange-traded fund (“ETF”), you will indirectly bear fees and expenses charged by the ETF in addition to the Fund’s direct fees and expenses. In addition, the Fund may be affected by losses of the ETF and the level of risk arising from the investment practices of the ETF (such as the use of leverage by the ETF). The Fund has no control over the investments and related risks taken by the ETF in which it invests. Additionally, investments in ETFs are also subject to

## FUND SUMMARY: NVIT BLUEPRINT<sup>SM</sup> AGGRESSIVE FUND (cont.)

the following risks: (i) the market price of an ETF's shares may trade above or below their net asset value; (ii) an active trading market for an ETF's shares may not develop or be maintained; or (iii) trading of an ETF's shares may be halted for a number of reasons.

**Equity securities risk** – stock markets are volatile. The price of an equity security fluctuates based on changes in a company's financial condition and overall market and economic conditions.

**Foreign securities risk** – foreign securities may be more volatile, harder to price and less liquid than U.S. securities. The prices of foreign securities may be further affected by other factors, such as changes in the exchange rates between the U.S. dollar and the currencies in which the securities are traded.

**Smaller company risk** – smaller companies are usually less stable in price and less liquid than larger, more established companies. Smaller companies are more vulnerable than larger companies to adverse business and economic developments and may have more limited resources. Therefore, they generally involve greater risk.

**Limited portfolio holdings risk** – because the Fund may hold large positions in a small number of Underlying Funds, an increase or decrease in the value of such securities may have a greater impact on the Fund's value and total return. Funds that invest in a relatively small number of securities may be subject to greater volatility than a more diversified fund.

**Fixed-income securities risk** – investments in fixed-income securities, such as bonds, subject the Fund to interest rate risk, credit risk and prepayment and call risk, which may affect the value of your investment. Interest rate risk is the risk that the value of fixed-income securities will decline when interest rates rise. Prices of longer-term securities generally change more in response to interest rate changes than prices of shorter-term securities. To the extent an Underlying Fund invests a substantial portion of its assets in debt securities with longer-term maturities, rising interest rates are more likely to cause periods of increased volatility and redemptions, and may cause the value of the Fund's investments to decline significantly. Currently, interest rates are at or near historic lows, which may increase an Underlying Fund's exposure to the risks associated with rising interest rates. Recent and potential future changes in government policy may affect interest rates.

Credit risk is the risk that the issuer of a bond may default if it is unable to pay interest or principal when due. If an issuer defaults, the Underlying Fund, and therefore the Fund, may lose money. Changes in a bond issuer's credit rating or the market's perceptions of an issuer's creditworthiness also may affect the value of a bond. Prepayment and call risk is the risk that certain debt securities will be paid off by the

issuer more quickly than anticipated. If this occurs, an Underlying Fund may be required to invest the proceeds in securities with lower yields.

**Liquidity risk** – when there is little or no active trading market for specific types of securities or instruments, it can become more difficult to sell the securities or instruments at or near their perceived value. An inability to sell a portfolio position can adversely affect an Underlying Fund's value or prevent an Underlying Fund from being able to take advantage of other investment opportunities. Liquidity risk also includes the risk that an Underlying Fund will experience significant net redemptions of its shares at a time when it cannot find willing buyers for its portfolio securities or instruments or can sell its portfolio securities or instruments only at a material loss. To meet redemption requests, an Underlying Fund may be forced to sell other securities or instruments that are more liquid, but at unfavorable times and conditions. Investments in foreign securities tend to have more exposure to liquidity risk than domestic securities.

**Derivatives risk** – derivatives may be volatile and may involve significant risks. The underlying security, commodity, measure or other instrument on which a derivative is based, or the derivative itself, may not perform as expected. Normally derivatives involve leverage, which means that their use can significantly magnify the effect of price movements of the underlying securities or reference measures, disproportionately increasing a Fund's or Underlying Fund's losses and reducing the Fund's or Underlying Fund's opportunities for gains. Some derivatives have the potential for unlimited loss, including a loss that may be greater than the amount invested. They also present default risks if the counterparty to a derivatives contract fails to fulfill its obligations to the Fund or Underlying Fund. Certain derivatives held by a Fund or Underlying Fund may be illiquid, making it difficult to close out an unfavorable position.

**Futures** – the prices of futures contracts typically are more volatile than those of stocks and bonds. Small movements in the values of the assets or measures underlying futures contracts can cause disproportionately larger losses to the Fund or an Underlying Fund. While futures may be more liquid than other types of derivatives, they may experience periods when they are less liquid than stocks, bonds or other investments.

**Options** – purchasing and writing put and call options are highly specialized activities and entail greater-than-ordinary investment risks. Investments in options are considered speculative. An option is an agreement that, for a premium payment or fee, gives the option holder (the purchaser) the right but not the obligation to buy (a "call option") or sell (a "put option") the underlying security or futures contract (or settle for cash an amount based on an underlying asset, rate

## FUND SUMMARY: NVIT BLUEPRINT<sup>SM</sup> AGGRESSIVE FUND (cont.)

or index) at a specified price (the “exercise price”) during a period of time or on a specified date. When the Underlying Fund writes (sells) an option, it profits if the option expires unexercised, because it retains the premium the buyer of the option paid. However, if the Underlying Fund writes a call option, it incurs the risk that the market price of the underlying security or futures contract could increase above the option’s exercise price. If this occurs, the option could be exercised and the Underlying Fund would be forced to sell the underlying security or futures contract at a lower price than its current market value. If the Underlying Fund writes a put option, it incurs the risk that the market value of the underlying security or futures contract could decrease below the option’s exercise price. If this occurs, the option could be exercised and the Underlying Fund would be forced to buy the underlying security or futures contract at a higher price than its current market value. When the Underlying Fund purchases an option, it will lose the premium paid for the option if the price of the underlying security or futures contract decreases or remains the same (in the case of a call option) or increases or remains the same (in the case of a put option). If an option purchased by the Underlying Fund were permitted to expire without being sold or exercised, its premium would represent a loss to the Fund.

**Swaps** – using swaps can involve greater risks than if an Underlying Fund were to invest directly in the underlying securities or assets. Because swaps often involve leverage, their use can significantly magnify the effect of price movements of the underlying securities or reference measures, disproportionately increasing an Underlying Fund’s losses and reducing the Underlying Fund’s opportunities for gains. Currently there are few central exchanges or markets for swap contracts, and therefore they may be less liquid than exchange-traded instruments. If a swap counterparty fails to meet its obligations under the contract, the Underlying Fund may lose money.

**Forwards** – using forwards can involve greater risks than if the Fund were to invest directly in the underlying securities or assets. Because forwards often involve leverage, their use can significantly magnify the effect of price movements of the underlying securities or reference measures, disproportionately increasing the Fund’s losses and reducing the Fund’s opportunities for gains. Currently there are few central exchanges or markets for forward contracts, and therefore they may be less liquid than exchange-traded instruments. If a forward counterparty fails to meet its obligations under the contract, the Fund may lose money.

**Short sales risk** – the Fund will suffer a loss if an Underlying Fund takes a short position in a security and the price of the security rises rather than falls. Short positions expose the Underlying Fund to the risk that it will be required to cover

the short position at a time when the security has appreciated in value, thus resulting in a loss to the Fund. The Fund’s investment performance also will suffer if an Underlying Fund is required to close out a short position earlier than it had intended. In addition, an Underlying Fund may be subject to expenses related to short positions that typically are not associated with investing in securities directly (for example, costs of borrowing and margin account maintenance costs associated with the Underlying Fund’s open short positions). These expenses may impact negatively the performance of the Fund. Short positions introduce more risk to an Underlying Fund than long positions because the maximum sustainable loss on a security purchased (held long) is limited to the amount paid for the security plus the transaction costs, whereas there is no maximum attainable price of the security held in a short position. Therefore, in theory, securities held short present unlimited risk.

*Loss of money is a risk of investing in the Fund. An investment in the Fund is not a deposit of a bank and is not insured or guaranteed by the Federal Deposit Insurance Corporation or any other government agency.*

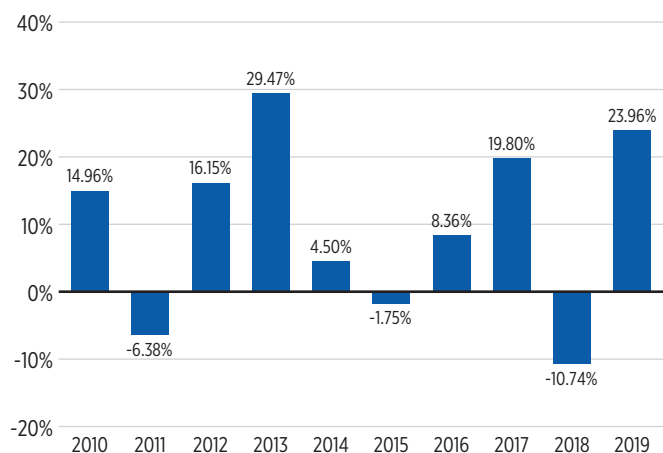
### Performance

The following bar chart and table provide some indication of the risks of investing in the Fund. The bar chart shows the volatility or variability of the Fund’s annual total returns over time and shows that Fund performance can change from year to year. The table shows the Fund’s average annual total returns for certain time periods compared to the returns of a comparable broad-based securities index. Remember, however, that past performance is not necessarily an indication of how the Fund will perform in the future. The returns shown in the bar chart and table do not include charges that will be imposed by variable insurance contracts. If these amounts were reflected, returns would be less than those shown.



## FUND SUMMARY: NVIT BLUEPRINT<sup>SM</sup> AGGRESSIVE FUND (cont.)

### Annual Total Returns – Class II Shares (Years Ended December 31,)



**Highest Quarter:** 13.36% – 3rd qtr of 2010

**Lowest Quarter:** -18.36% – 3rd qtr of 2011

### Average Annual Total Returns (For the Periods Ended December 31, 2019)

	1 year	5 years	10 years
Class I Shares	24.15%	7.23%	9.19%
Class II Shares	23.96%	7.13%	9.09%
Morningstar® Aggressive Target Risk Index (reflects no deduction for fees or expenses)	25.93%	8.85%	10.09%

## Portfolio Management

### Investment Adviser

Nationwide Fund Advisors

### Portfolio Managers

Portfolio Manager	Title	Length of Service with Fund
Christopher C. Graham	Chief Investment Officer	Since 2016
Keith P. Robinette, CFA	Senior Director of Asset Strategies	Since 2017
Andrew Urban, CFA	Senior Director of Asset Strategies	Since 2017

## Tax Information

The dividends and distributions paid by the Fund to the insurance company separate accounts will consist of ordinary income, capital gains, or some combination of both. Because shares of the Fund must be purchased through separate accounts used to fund variable insurance contracts, such dividends and distributions will be exempt from current taxation by contract holders if left to accumulate within a separate account. Consult the variable

insurance contract prospectus for additional tax information.

## Payments to Broker-Dealers and Other Financial Intermediaries

This Fund is only offered as an underlying investment option for variable insurance contracts. The Fund and its related companies may make payments to the sponsoring insurance companies (or their affiliates) for distribution and/or other services, and to broker-dealers and other financial intermediaries that distribute the variable insurance contracts. These payments may create a conflict of interest by influencing the insurance companies to include the Fund as an underlying investment option in the variable insurance contracts, and by influencing the broker-dealers and other financial intermediaries to distribute variable insurance contracts that include the Fund as an underlying investment option over other variable insurance contracts or to otherwise recommend the selection of the Fund as an underlying investment option by contract owners instead of other funds that also may be available investment options. The prospectus (or other offering document) for your variable insurance contract may contain additional information about these payments.



# FUND SUMMARY: NVIT BLUEPRINT<sup>SM</sup> MODERATELY AGGRESSIVE FUND (formerly, NVIT Cardinal<sup>SM</sup> Moderately Aggressive Fund)

## Objective

The NVIT Blueprint<sup>SM</sup> Moderately Aggressive Fund (“Moderately Aggressive Fund” or the “Fund”) seeks growth of capital, but also seeks income consistent with a moderately aggressive level of risk as compared to other Blueprint<sup>SM</sup> Funds.

## Fees and Expenses

This table describes the fees and expenses you may pay when buying and holding shares of the Fund. Sales charges and other expenses that may be imposed by variable insurance contracts are not included. If these charges were reflected, the expenses listed below would be higher. See the variable insurance contract prospectus.

	Class I Shares	Class II Shares
<b>Annual Fund Operating Expenses</b> (expenses that you pay each year as a percentage of the value of your investment)		
Management Fees	0.20%	0.20%
Distribution and/or Service (12b-1) Fees	None	0.25%
Other Expenses	0.20%	0.20%
Acquired Fund Fees and Expenses	0.66%	0.66%
<b>Total Annual Fund Operating Expenses</b>	<b>1.06%</b>	<b>1.31%</b>
Fee Waiver/Expense Reimbursement <sup>(1),(2)</sup>	(0.10)%	(0.26)%
<b>Total Annual Fund Operating Expenses After Fee Waiver/Expense Reimbursement</b>	<b>0.96%</b>	<b>1.05%</b>

<sup>(1)</sup> Nationwide Variable Insurance Trust (the “Trust”) and Nationwide Fund Advisors (the “Adviser”) have entered into a written contract waiving 0.10% of the management fee to which the Adviser would otherwise be entitled until April 30, 2021. The written contract may be changed or eliminated only with the consent of the Board of Trustees of the Trust.

<sup>(2)</sup> The Trust and Nationwide Fund Distributors LLC have entered into a written contract waiving 0.16% of the Distribution and/or Service (12b-1) Fees for Class II shares until April 30, 2021. The written contract may be changed or eliminated only with the consent of the Board of Trustees of the Trust.

## Example

This Example is intended to help you to compare the cost of investing in the Fund with the cost of investing in other mutual funds. The Example, however, does not include charges that are imposed by variable insurance contracts. If these charges were reflected, the expenses listed below would be higher.

This Example assumes that you invest \$10,000 in the Fund for the time periods indicated and then sell all of your shares at the end of those time periods. It assumes a 5% return each year and no change in expenses, and any expense limitation or fee waivers that may apply for the periods indicated above under “Fees and Expenses.” Although your actual costs may be higher or lower, based on these assumptions your costs would be:

	1 Year	3 Years	5 Years	10 Years
Class I Shares	\$98	\$327	\$575	\$1,285
Class II Shares	107	390	693	1,556

## Portfolio Turnover

The Fund pays transaction costs, such as commissions, when it buys and sells securities (or “turns over” its portfolio). A higher portfolio turnover rate may indicate higher transaction costs. These costs, which are not reflected in Annual Fund Operating Expenses or in the Example, affect the Fund’s performance. During the most recent fiscal year, the Fund’s portfolio turnover rate was 82.66% of the average value of its portfolio.

## Principal Investment Strategies

The Fund is a “fund-of-funds” that invests primarily in affiliated mutual funds representing a variety of asset classes. The Fund aims to provide diversification across traditional asset classes—U.S. stocks, international stocks, and bonds—by investing primarily in mutual funds offered by Nationwide Variable Insurance Trust and affiliated or unaffiliated exchange-traded funds (“ETFs”) (each, an “Underlying Fund” or collectively, “Underlying Funds”).

Each Underlying Fund invests directly in equity or fixed-income securities, as appropriate to its investment objective and strategies. Some Underlying Funds may use futures, forwards, swaps and options, which are derivatives, either to hedge

## FUND SUMMARY: NVIT BLUEPRINT<sup>SM</sup> MODERATELY AGGRESSIVE FUND (cont.)

against investment risks, to obtain exposure to certain securities or groups of securities, to take short positions in certain securities, or otherwise to increase returns. Although the Fund seeks to provide diversification across major asset classes, the Fund invests a significant portion of its assets in a small number of issuers (i.e., one or more Underlying Funds). However, the Fund may invest directly in securities and derivatives in addition to investing in Underlying Funds. Further, most of the Underlying Funds in which the Fund invests are diversified.

The Fund pursues its objective for growth of capital, but also income, with a moderately aggressive level of risk by investing considerably in Underlying Funds that invest in equity securities, such as common stocks of U.S. and international companies (including smaller companies), that the investment adviser believes offer opportunities for capital growth. It also invests a small portion of its assets in Underlying Funds that invest in fixed-income securities, such as bonds (including mortgage-backed and asset-backed securities) in order to generate investment income. Consistent with the investment strategy, as of the date of this Prospectus, the Fund allocates approximately 49% of its net assets in U.S. stocks, approximately 31% in international stocks and approximately 20% in bonds. The investment adviser generally sells shares of Underlying Funds in order to meet target allocations or shareholder redemption activity. The Fund is designed for relatively aggressive investors who want to maximize returns over the long-term but who have a tolerance for possible short-term losses or who are looking for some additional diversification.

### Principal Risks

The Fund cannot guarantee that it will achieve its investment objective.

As with any fund, the value of the Fund's investments—and therefore, the value of Fund shares—may fluctuate. These changes may occur because of:

**Management risk** – the Fund is subject to the risk that the methods and analyses employed by its investment adviser, or by the investment advisers or subadvisers to the Underlying Funds, may not produce the desired results. This could cause the Fund to lose value or its results to lag those of relevant benchmarks or other funds with similar objectives.

**Market risk** – the risk that one or more markets in which an Underlying Fund invests will go down in value, including the possibility that the markets will go down sharply and unpredictably.

**Fund-of-funds risk** – there are certain risks associated with a structure whereby the Fund invests primarily in other mutual funds. These risks include that: (1) the Fund will indirectly pay a proportional share of the fees and expenses

of the Underlying Funds in which it invests; (2) the Fund's investment performance is directly tied to the performance of the Underlying Funds in which it invests. If one or more Underlying Funds fail to meet their investment objectives, the Fund's performance could be negatively affected; (3) the Fund is subject to different levels and combinations of risk based on its actual allocation among the various asset classes and Underlying Funds. The potential impact of the risks related to an asset class depends on the size of the Fund's investment allocation to it; (4) Nationwide Fund Advisors' (the "Adviser") evaluations and allocation among asset classes and Underlying Funds may be incorrect; (5) the Adviser may add or delete Underlying Funds, or alter the Fund's asset allocation, at its discretion. Changes to the Fund's Underlying Funds or allocation (or the lack thereof) could affect both the level of risk and the potential for gain or loss; and (6) in selecting the Underlying Funds in which the Fund invests, the Adviser is subject to a conflict of interest because the Adviser is also the investment adviser to most, if not all, of the Underlying Funds. The Adviser receives advisory fees from affiliated Underlying Funds and, therefore, has an incentive to invest the Fund's assets in affiliated Underlying Funds instead of unaffiliated Underlying Funds. In addition, the Adviser might have an interest in making an investment in an affiliated Underlying Fund, or in maintaining an existing investment in an affiliated Underlying Fund, in order to benefit that affiliated Underlying Fund (for example, by assisting the affiliated Underlying Fund in achieving or maintaining scale). Notwithstanding the foregoing, the Adviser has a fiduciary duty to the Fund and must act in the best interest of the Fund.

**Exchange-traded funds risk** – when the Fund invests in an exchange-traded fund ("ETF"), you will indirectly bear fees and expenses charged by the ETF in addition to the Fund's direct fees and expenses. In addition, the Fund may be affected by losses of the ETF and the level of risk arising from the investment practices of the ETF (such as the use of leverage by the ETF). The Fund has no control over the investments and related risks taken by the ETF in which it invests. Additionally, investments in ETFs are also subject to the following risks: (i) the market price of an ETF's shares may trade above or below their net asset value; (ii) an active trading market for an ETF's shares may not develop or be maintained; or (iii) trading of an ETF's shares may be halted for a number of reasons.

**Equity securities risk** – stock markets are volatile. The price of an equity security fluctuates based on changes in a company's financial condition and overall market and economic conditions.

**Foreign securities risk** – foreign securities may be more volatile, harder to price and less liquid than U.S. securities. The prices of foreign securities may be further affected by

## FUND SUMMARY: NVIT BLUEPRINT<sup>SM</sup> MODERATELY AGGRESSIVE FUND (cont.)

other factors, such as changes in the exchange rates between the U.S. dollar and the currencies in which the securities are traded.

**Smaller company risk** – smaller companies are usually less stable in price and less liquid than larger, more established companies. Smaller companies are more vulnerable than larger companies to adverse business and economic developments and may have more limited resources. Therefore, they generally involve greater risk.

**Fixed-income securities risk** – investments in fixed-income securities, such as bonds, subject the Fund to interest rate risk, credit risk and prepayment and call risk, which may affect the value of your investment. Interest rate risk is the risk that the value of fixed-income securities will decline when interest rates rise. Prices of longer-term securities generally change more in response to interest rate changes than prices of shorter-term securities. To the extent an Underlying Fund invests a substantial portion of its assets in debt securities with longer-term maturities, rising interest rates are more likely to cause periods of increased volatility and redemptions, and may cause the value of the Fund's investments to decline significantly. Currently, interest rates are at or near historic lows, which may increase an Underlying Fund's exposure to the risks associated with rising interest rates. Recent and potential future changes in government policy may affect interest rates.

Credit risk is the risk that the issuer of a bond may default if it is unable to pay interest or principal when due. If an issuer defaults, the Underlying Fund, and therefore the Fund, may lose money. Changes in a bond issuer's credit rating or the market's perceptions of an issuer's creditworthiness also may affect the value of a bond. Prepayment and call risk is the risk that certain debt securities will be paid off by the issuer more quickly than anticipated. If this occurs, an Underlying Fund may be required to invest the proceeds in securities with lower yields.

**Liquidity risk** – when there is little or no active trading market for specific types of securities or instruments, it can become more difficult to sell the securities or instruments at or near their perceived value. An inability to sell a portfolio position can adversely affect an Underlying Fund's value or prevent an Underlying Fund from being able to take advantage of other investment opportunities. Liquidity risk also includes the risk that an Underlying Fund will experience significant net redemptions of its shares at a time when it cannot find willing buyers for its portfolio securities or instruments or can sell its portfolio securities or instruments only at a material loss. To meet redemption requests, an Underlying Fund may be forced to sell other securities or instruments that are more liquid, but at unfavorable times and conditions. Investments in foreign securities tend to have more exposure to liquidity risk than domestic securities.

**Mortgage-backed and asset-backed securities risks** – these securities generally are subject to the same types of risk that apply to other fixed-income securities, such as interest rate risk, credit risk, and prepayment and call risk. Mortgage-backed securities also are subject to extension risk, which is the risk that when interest rates rise, certain mortgage-backed securities will be paid in full by the issuer more slowly than anticipated. This can cause the market value of the security to fall because the market may view its interest rate as low for a longer-term investment. Through its investments in mortgage-backed securities, an Underlying Fund may have some exposure to subprime loans, as well as to the mortgage and credit markets generally. Subprime loans, which are loans made to borrowers with weakened credit histories, generally have higher default rates than loans that meet government underwriting requirements. The credit quality of most asset-backed securities depends primarily on the credit quality of the assets underlying such securities, how well the entity issuing the security is insulated from the credit risk of the originator or any other affiliated entities, and the amount and quality of any credit enhancement of the securities.

**Limited portfolio holdings risk** – because the Fund may hold large positions in a small number of Underlying Funds, an increase or decrease in the value of such securities may have a greater impact on the Fund's value and total return. Funds that invest in a relatively small number of securities may be subject to greater volatility than a more diversified fund.

**Derivatives risk** – derivatives may be volatile and may involve significant risks. The underlying security, commodity, measure or other instrument on which a derivative is based, or the derivative itself, may not perform as expected. Normally derivatives involve leverage, which means that their use can significantly magnify the effect of price movements of the underlying securities or reference measures, disproportionately increasing a Fund's or Underlying Fund's losses and reducing the Fund's or Underlying Fund's opportunities for gains. Some derivatives have the potential for unlimited loss, including a loss that may be greater than the amount invested. They also present default risks if the counterparty to a derivatives contract fails to fulfill its obligations to the Fund or Underlying Fund. Certain derivatives held by a Fund or Underlying Fund may be illiquid, making it difficult to close out an unfavorable position.

**Futures** – the prices of futures contracts typically are more volatile than those of stocks and bonds. Small movements in the values of the assets or measures underlying futures contracts can cause disproportionately larger losses to the Fund or an Underlying Fund. While

## FUND SUMMARY: NVIT BLUEPRINT<sup>SM</sup> MODERATELY AGGRESSIVE FUND (cont.)

futures may be more liquid than other types of derivatives, they may experience periods when they are less liquid than stocks, bonds or other investments.

**Options** – purchasing and writing put and call options are highly specialized activities and entail greater-than-ordinary investment risks. Investments in options are considered speculative. An option is an agreement that, for a premium payment or fee, gives the option holder (the purchaser) the right but not the obligation to buy (a “call option”) or sell (a “put option”) the underlying security or futures contract (or settle for cash an amount based on an underlying asset, rate or index) at a specified price (the “exercise price”) during a period of time or on a specified date. When the Underlying Fund writes (sells) an option, it profits if the option expires unexercised, because it retains the premium the buyer of the option paid. However, if the Underlying Fund writes a call option, it incurs the risk that the market price of the underlying security or futures contract could increase above the option’s exercise price. If this occurs, the option could be exercised and the Underlying Fund would be forced to sell the underlying security or futures contract at a lower price than its current market value. If the Underlying Fund writes a put option, it incurs the risk that the market value of the underlying security or futures contract could decrease below the option’s exercise price. If this occurs, the option could be exercised and the Underlying Fund would be forced to buy the underlying security or futures contract at a higher price than its current market value. When the Underlying Fund purchases an option, it will lose the premium paid for the option if the price of the underlying security or futures contract decreases or remains the same (in the case of a call option) or increases or remains the same (in the case of a put option). If an option purchased by the Underlying Fund were permitted to expire without being sold or exercised, its premium would represent a loss to the Fund.

**Swaps** – using swaps can involve greater risks than if an Underlying Fund were to invest directly in the underlying securities or assets. Because swaps often involve leverage, their use can significantly magnify the effect of price movements of the underlying securities or reference measures, disproportionately increasing an Underlying Fund’s losses and reducing the Underlying Fund’s opportunities for gains. Currently there are few central exchanges or markets for swap contracts, and therefore they may be less liquid than exchange-traded instruments. If a swap counterparty fails to meet its obligations under the contract, the Underlying Fund may lose money.

**Forwards** – using forwards can involve greater risks than if the Fund were to invest directly in the underlying securities or assets. Because forwards often involve leverage, their use can significantly magnify the effect of price movements of the underlying securities or reference

measures, disproportionately increasing the Fund’s losses and reducing the Fund’s opportunities for gains. Currently there are few central exchanges or markets for forward contracts, and therefore they may be less liquid than exchange-traded instruments. If a forward counterparty fails to meet its obligations under the contract, the Fund may lose money.

**Short sales risk** – the Fund will suffer a loss if an Underlying Fund takes a short position in a security and the price of the security rises rather than falls. Short positions expose the Underlying Fund to the risk that it will be required to cover the short position at a time when the security has appreciated in value, thus resulting in a loss to the Fund. The Fund’s investment performance also will suffer if an Underlying Fund is required to close out a short position earlier than it had intended. In addition, an Underlying Fund may be subject to expenses related to short positions that typically are not associated with investing in securities directly (for example, costs of borrowing and margin account maintenance costs associated with the Underlying Fund’s open short positions). These expenses may impact negatively the performance of the Fund. Short positions introduce more risk to an Underlying Fund than long positions because the maximum sustainable loss on a security purchased (held long) is limited to the amount paid for the security plus the transaction costs, whereas there is no maximum attainable price of the security held in a short position. Therefore, in theory, securities held short present unlimited risk.

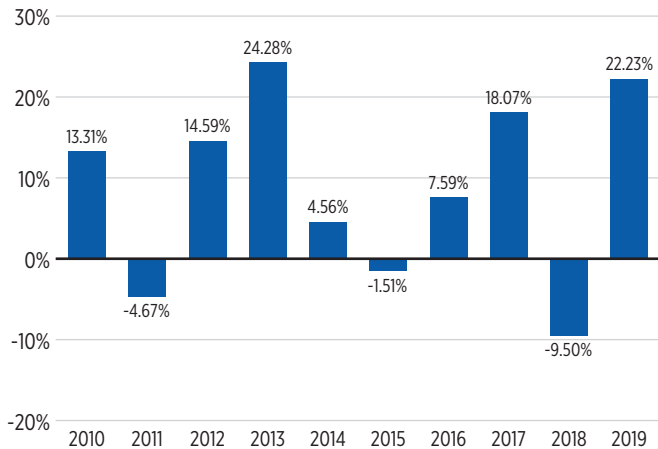
*Loss of money is a risk of investing in the Fund. An investment in the Fund is not a deposit of a bank and is not insured or guaranteed by the Federal Deposit Insurance Corporation or any other government agency.*

### Performance

The following bar chart and table provide some indication of the risks of investing in the Fund. The bar chart shows the volatility or variability of the Fund’s annual total returns over time and shows that Fund performance can change from year to year. The table shows the Fund’s average annual total returns for certain time periods compared to the returns of a comparable broad-based securities index. Remember, however, that past performance is not necessarily an indication of how the Fund will perform in the future. The returns shown in the bar chart and table do not include charges that will be imposed by variable insurance contracts. If these amounts were reflected, returns would be less than those shown.

## FUND SUMMARY: NVIT BLUEPRINT<sup>SM</sup> MODERATELY AGGRESSIVE FUND (cont.)

### Annual Total Returns – Class II Shares (Years Ended December 31,)



**Highest Quarter: 11.51% – 3rd qtr of 2010**

**Lowest Quarter: -15.45% – 3rd qtr of 2011**

### Average Annual Total Returns (For the Periods Ended December 31, 2019)

	1 year	5 years	10 years
Class I Shares	22.32%	6.81%	8.43%
Class II Shares	22.23%	6.72%	8.33%
Morningstar® Moderately Aggressive Target Risk Index (reflects no deduction for fees or expenses)	22.97%	7.96%	9.08%

## Portfolio Management

### Investment Adviser

Nationwide Fund Advisors

### Portfolio Managers

Portfolio Manager	Title	Length of Service with Fund
Christopher C. Graham	Chief Investment Officer	Since 2016
Keith P. Robinette, CFA	Senior Director of Asset Strategies	Since 2017
Andrew Urban, CFA	Senior Director of Asset Strategies	Since 2017

## Tax Information

The dividends and distributions paid by the Fund to the insurance company separate accounts will consist of ordinary income, capital gains, or some combination of both. Because shares of the Fund must be purchased through separate accounts used to fund variable insurance contracts, such dividends and distributions will be exempt from current taxation by contract holders if left to accumulate within a separate account. Consult the variable

insurance contract prospectus for additional tax information.

## Payments to Broker-Dealers and Other Financial Intermediaries

This Fund is only offered as an underlying investment option for variable insurance contracts. The Fund and its related companies may make payments to the sponsoring insurance companies (or their affiliates) for distribution and/or other services, and to broker-dealers and other financial intermediaries that distribute the variable insurance contracts. These payments may create a conflict of interest by influencing the insurance companies to include the Fund as an underlying investment option in the variable insurance contracts, and by influencing the broker-dealers and other financial intermediaries to distribute variable insurance contracts that include the Fund as an underlying investment option over other variable insurance contracts or to otherwise recommend the selection of the Fund as an underlying investment option by contract owners instead of other funds that also may be available investment options. The prospectus (or other offering document) for your variable insurance contract may contain additional information about these payments.



## FUND SUMMARY: NVIT BLUEPRINT<sup>SM</sup> CAPITAL APPRECIATION FUND (formerly, NVIT Cardinal<sup>SM</sup> Capital Appreciation Fund)

### Objective

The NVIT Blueprint<sup>SM</sup> Capital Appreciation Fund (“Capital Appreciation Fund” or the “Fund”) seeks growth of capital, but also seeks income consistent with a less aggressive level of risk as compared to other Blueprint<sup>SM</sup> Funds.

### Fees and Expenses

This table describes the fees and expenses you may pay when buying and holding shares of the Fund. Sales charges and other expenses that may be imposed by variable insurance contracts are not included. If these charges were reflected, the expenses listed below would be higher. See the variable insurance contract prospectus.

	Class I Shares	Class II Shares
<b>Annual Fund Operating Expenses</b> (expenses that you pay each year as a percentage of the value of your investment)		
Management Fees	0.19%	0.19%
Distribution and/or Service (12b-1) Fees	None	0.25%
Other Expenses	0.19%	0.19%
Acquired Fund Fees and Expenses	0.63%	0.63%
<b>Total Annual Fund Operating Expenses</b>	1.01%	1.26%
Fee Waiver/Expense Reimbursement <sup>(1),(2)</sup>	(0.10)%	(0.26)%
<b>Total Annual Fund Operating Expenses After Fee Waiver/Expense Reimbursement</b>	0.91%	1.00%

<sup>(1)</sup> Nationwide Variable Insurance Trust (the “Trust”) and Nationwide Fund Advisors (the “Adviser”) have entered into a written contract waiving 0.10% of the management fee to which the Adviser would otherwise be entitled until April 30, 2021. The written contract may be changed or eliminated only with the consent of the Board of Trustees of the Trust.

<sup>(2)</sup> The Trust and Nationwide Fund Distributors LLC have entered into a written contract waiving 0.16% of the Distribution and/or Service (12b-1) Fees for Class II shares until April 30, 2021. The written contract may be changed or eliminated only with the consent of the Board of Trustees of the Trust.

### Example

This Example is intended to help you to compare the cost of investing in the Fund with the cost of investing in other mutual funds. The Example, however, does not include charges that are imposed by variable insurance contracts. If these charges were reflected, the expenses listed below would be higher.

This Example assumes that you invest \$10,000 in the Fund for the time periods indicated and then sell all of your shares at the end of those time periods. It assumes a 5% return each year and no change in expenses, and any expense limitation or fee waivers that may apply for the periods indicated above under “Fees and Expenses.” Although your actual costs may be higher or lower, based on these assumptions your costs would be:

	1 Year	3 Years	5 Years	10 Years
Class I Shares	\$93	\$312	\$548	\$1,227
Class II Shares	102	374	667	1,500

### Portfolio Turnover

The Fund pays transaction costs, such as commissions, when it buys and sells securities (or “turns over” its portfolio). A higher portfolio turnover rate may indicate higher transaction costs. These costs, which are not reflected in Annual Fund Operating Expenses or in the Example, affect the Fund’s performance. During the most recent fiscal year, the Fund’s portfolio turnover rate was 71.43% of the average value of its portfolio.

### Principal Investment Strategies

The Fund is a “fund-of-funds” that invests primarily in affiliated mutual funds representing a variety of asset classes. The Fund aims to provide diversification across traditional asset classes—U.S. stocks, international stocks, and bonds—by investing primarily in mutual funds offered by Nationwide Variable Insurance Trust and affiliated or unaffiliated exchange-traded funds (“ETFs”) (each, an “Underlying Fund” or collectively, “Underlying Funds”).

Each Underlying Fund invests directly in equity or fixed-income securities, as appropriate to its investment objective and strategies. Some Underlying Funds may use futures, forwards, swaps and options, which are derivatives, either to hedge

## FUND SUMMARY: NVIT BLUEPRINT<sup>SM</sup> CAPITAL APPRECIATION FUND (cont.)

against investment risks, to obtain exposure to certain securities or groups of securities, to take short positions in certain securities, or otherwise to increase returns. Although the Fund seeks to provide diversification across major asset classes, the Fund invests a significant portion of its assets in a small number of issuers (i.e., one or more Underlying Funds). However, the Fund may invest directly in securities and derivatives in addition to investing in Underlying Funds. Further, most of the Underlying Funds in which the Fund invests are diversified.

The Fund pursues its objective for growth of capital, but also income, with a less aggressive level of risk by investing considerably in Underlying Funds that invest in equity securities, such as common stocks of U.S. and international companies (including smaller companies), that the investment adviser believes offer opportunities for capital growth. It also invests to a lesser extent in Underlying Funds that invest in fixed-income securities, such as bonds (including mortgage-backed and asset-backed securities) in order to generate investment income. Consistent with this investment strategy, as of the date of this Prospectus, the Fund allocates approximately 44% of its net assets in U.S. stocks, approximately 26% in international stocks and approximately 30% in bonds. The investment adviser generally sells shares of Underlying Funds in order to meet target allocations or shareholder redemption activity. The Fund is designed for investors who want to emphasize capital growth over the long term, and who have a tolerance for possible short-term losses, but who also seek to reduce risk by including some investments offering investment income.

### Principal Risks

The Fund cannot guarantee that it will achieve its investment objective.

As with any fund, the value of the Fund's investments—and therefore, the value of Fund shares—may fluctuate. These changes may occur because of:

**Management risk** – the Fund is subject to the risk that the methods and analyses employed by its investment adviser, or by the investment advisers or subadvisers to the Underlying Funds, may not produce the desired results. This could cause the Fund to lose value or its results to lag those of relevant benchmarks or other funds with similar objectives.

**Market risk** – the risk that one or more markets in which an Underlying Fund invests will go down in value, including the possibility that the markets will go down sharply and unpredictably.

**Fund-of-funds risk** – there are certain risks associated with a structure whereby the Fund invests primarily in other mutual funds. These risks include that: (1) the Fund will

indirectly pay a proportional share of the fees and expenses of the Underlying Funds in which it invests; (2) the Fund's investment performance is directly tied to the performance of the Underlying Funds in which it invests. If one or more Underlying Funds fail to meet their investment objectives, the Fund's performance could be negatively affected; (3) the Fund is subject to different levels and combinations of risk based on its actual allocation among the various asset classes and Underlying Funds. The potential impact of the risks related to an asset class depends on the size of the Fund's investment allocation to it; (4) Nationwide Fund Advisors' (the "Adviser") evaluations and allocation among asset classes and Underlying Funds may be incorrect; (5) the Adviser may add or delete Underlying Funds, or alter the Fund's asset allocation, at its discretion. Changes to the Fund's Underlying Funds or allocation (or the lack thereof) could affect both the level of risk and the potential for gain or loss; and (6) in selecting the Underlying Funds in which the Fund invests, the Adviser is subject to a conflict of interest because the Adviser is also the investment adviser to most, if not all, of the Underlying Funds. The Adviser receives advisory fees from affiliated Underlying Funds and, therefore, has an incentive to invest the Fund's assets in affiliated Underlying Funds instead of unaffiliated Underlying Funds. In addition, the Adviser might have an interest in making an investment in an affiliated Underlying Fund, or in maintaining an existing investment in an affiliated Underlying Fund, in order to benefit that affiliated Underlying Fund (for example, by assisting the affiliated Underlying Fund in achieving or maintaining scale). Notwithstanding the foregoing, the Adviser has a fiduciary duty to the Fund and must act in the best interest of the Fund.

**Exchange-traded funds risk** – when the Fund invests in an exchange-traded fund ("ETF"), you will indirectly bear fees and expenses charged by the ETF in addition to the Fund's direct fees and expenses. In addition, the Fund may be affected by losses of the ETF and the level of risk arising from the investment practices of the ETF (such as the use of leverage by the ETF). The Fund has no control over the investments and related risks taken by the ETF in which it invests. Additionally, investments in ETFs are also subject to the following risks: (i) the market price of an ETF's shares may trade above or below their net asset value; (ii) an active trading market for an ETF's shares may not develop or be maintained; or (iii) trading of an ETF's shares may be halted for a number of reasons.

**Equity securities risk** – stock markets are volatile. The price of an equity security fluctuates based on changes in a company's financial condition and overall market and economic conditions.



## FUND SUMMARY: NVIT BLUEPRINT<sup>SM</sup> CAPITAL APPRECIATION FUND (cont.)

**Foreign securities risk** – foreign securities may be more volatile, harder to price and less liquid than U.S. securities. The prices of foreign securities may be further affected by other factors, such as changes in the exchange rates between the U.S. dollar and the currencies in which the securities are traded.

**Smaller company risk** – smaller companies are usually less stable in price and less liquid than larger, more established companies. Smaller companies are more vulnerable than larger companies to adverse business and economic developments and may have more limited resources. Therefore, they generally involve greater risk.

**Fixed-income securities risk** – investments in fixed-income securities, such as bonds, subject the Fund to interest rate risk, credit risk and prepayment and call risk, which may affect the value of your investment. Interest rate risk is the risk that the value of fixed-income securities will decline when interest rates rise. Prices of longer-term securities generally change more in response to interest rate changes than prices of shorter-term securities. To the extent an Underlying Fund invests a substantial portion of its assets in debt securities with longer-term maturities, rising interest rates are more likely to cause periods of increased volatility and redemptions, and may cause the value of the Fund's investments to decline significantly. Currently, interest rates are at or near historic lows, which may increase an Underlying Fund's exposure to the risks associated with rising interest rates. Recent and potential future changes in government policy may affect interest rates.

Credit risk is the risk that the issuer of a bond may default if it is unable to pay interest or principal when due. If an issuer defaults, the Underlying Fund, and therefore the Fund, may lose money. Changes in a bond issuer's credit rating or the market's perceptions of an issuer's creditworthiness also may affect the value of a bond. Prepayment and call risk is the risk that certain debt securities will be paid off by the issuer more quickly than anticipated. If this occurs, an Underlying Fund may be required to invest the proceeds in securities with lower yields.

**Liquidity risk** – when there is little or no active trading market for specific types of securities or instruments, it can become more difficult to sell the securities or instruments at or near their perceived value. An inability to sell a portfolio position can adversely affect an Underlying Fund's value or prevent an Underlying Fund from being able to take advantage of other investment opportunities. Liquidity risk also includes the risk that an Underlying Fund will experience significant net redemptions of its shares at a time when it cannot find willing buyers for its portfolio securities or instruments or can sell its portfolio securities or instruments only at a material loss. To meet redemption requests, an Underlying Fund may be forced to sell other securities or instruments that are more liquid, but at

unfavorable times and conditions. Investments in foreign securities tend to have more exposure to liquidity risk than domestic securities.

**Mortgage-backed and asset-backed securities risks** – these securities generally are subject to the same types of risk that apply to other fixed-income securities, such as interest rate risk, credit risk, and prepayment and call risk. Mortgage-backed securities also are subject to extension risk, which is the risk that when interest rates rise, certain mortgage-backed securities will be paid in full by the issuer more slowly than anticipated. This can cause the market value of the security to fall because the market may view its interest rate as low for a longer-term investment. Through its investments in mortgage-backed securities, an Underlying Fund may have some exposure to subprime loans, as well as to the mortgage and credit markets generally. Subprime loans, which are loans made to borrowers with weakened credit histories, generally have higher default rates than loans that meet government underwriting requirements. The credit quality of most asset-backed securities depends primarily on the credit quality of the assets underlying such securities, how well the entity issuing the security is insulated from the credit risk of the originator or any other affiliated entities, and the amount and quality of any credit enhancement of the securities.

**Limited portfolio holdings risk** – because the Fund may hold large positions in a small number of Underlying Funds, an increase or decrease in the value of such securities may have a greater impact on the Fund's value and total return. Funds that invest in a relatively small number of securities may be subject to greater volatility than a more diversified fund.

**Derivatives risk** – derivatives may be volatile and may involve significant risks. The underlying security, commodity, measure or other instrument on which a derivative is based, or the derivative itself, may not perform as expected. Normally derivatives involve leverage, which means that their use can significantly magnify the effect of price movements of the underlying securities or reference measures, disproportionately increasing a Fund's or Underlying Fund's losses and reducing the Fund's or Underlying Fund's opportunities for gains. Some derivatives have the potential for unlimited loss, including a loss that may be greater than the amount invested. They also present default risks if the counterparty to a derivatives contract fails to fulfill its obligations to the Fund or Underlying Fund. Certain derivatives held by a Fund or Underlying Fund may be illiquid, making it difficult to close out an unfavorable position.

**Futures** – the prices of futures contracts typically are more volatile than those of stocks and bonds. Small movements in the values of the assets or measures underlying futures contracts can cause disproportionately

## FUND SUMMARY: NVIT BLUEPRINT<sup>SM</sup> CAPITAL APPRECIATION FUND (cont.)

larger losses to the Fund or an Underlying Fund. While futures may be more liquid than other types of derivatives, they may experience periods when they are less liquid than stocks, bonds or other investments.

**Options** – purchasing and writing put and call options are highly specialized activities and entail greater-than-ordinary investment risks. Investments in options are considered speculative. An option is an agreement that, for a premium payment or fee, gives the option holder (the purchaser) the right but not the obligation to buy (a “call option”) or sell (a “put option”) the underlying security or futures contract (or settle for cash an amount based on an underlying asset, rate or index) at a specified price (the “exercise price”) during a period of time or on a specified date. When the Underlying Fund writes (sells) an option, it profits if the option expires unexercised, because it retains the premium the buyer of the option paid. However, if the Underlying Fund writes a call option, it incurs the risk that the market price of the underlying security or futures contract could increase above the option’s exercise price. If this occurs, the option could be exercised and the Underlying Fund would be forced to sell the underlying security or futures contract at a lower price than its current market value. If the Underlying Fund writes a put option, it incurs the risk that the market value of the underlying security or futures contract could decrease below the option’s exercise price. If this occurs, the option could be exercised and the Underlying Fund would be forced to buy the underlying security or futures contract at a higher price than its current market value. When the Underlying Fund purchases an option, it will lose the premium paid for the option if the price of the underlying security or futures contract decreases or remains the same (in the case of a call option) or increases or remains the same (in the case of a put option). If an option purchased by the Underlying Fund were permitted to expire without being sold or exercised, its premium would represent a loss to the Fund.

**Swaps** – using swaps can involve greater risks than if an Underlying Fund were to invest directly in the underlying securities or assets. Because swaps often involve leverage, their use can significantly magnify the effect of price movements of the underlying securities or reference measures, disproportionately increasing an Underlying Fund’s losses and reducing the Underlying Fund’s opportunities for gains. Currently there are few central exchanges or markets for swap contracts, and therefore they may be less liquid than exchange-traded instruments. If a swap counterparty fails to meet its obligations under the contract, the Underlying Fund may lose money.

**Forwards** – using forwards can involve greater risks than if the Fund were to invest directly in the underlying securities or assets. Because forwards often involve leverage, their use can significantly magnify the effect of

price movements of the underlying securities or reference measures, disproportionately increasing the Fund’s losses and reducing the Fund’s opportunities for gains. Currently there are few central exchanges or markets for forward contracts, and therefore they may be less liquid than exchange-traded instruments. If a forward counterparty fails to meet its obligations under the contract, the Fund may lose money.

**Short sales risk** – the Fund will suffer a loss if an Underlying Fund takes a short position in a security and the price of the security rises rather than falls. Short positions expose the Underlying Fund to the risk that it will be required to cover the short position at a time when the security has appreciated in value, thus resulting in a loss to the Fund. The Fund’s investment performance also will suffer if an Underlying Fund is required to close out a short position earlier than it had intended. In addition, an Underlying Fund may be subject to expenses related to short positions that typically are not associated with investing in securities directly (for example, costs of borrowing and margin account maintenance costs associated with the Underlying Fund’s open short positions). These expenses may impact negatively the performance of the Fund. Short positions introduce more risk to an Underlying Fund than long positions because the maximum sustainable loss on a security purchased (held long) is limited to the amount paid for the security plus the transaction costs, whereas there is no maximum attainable price of the security held in a short position. Therefore, in theory, securities held short present unlimited risk.

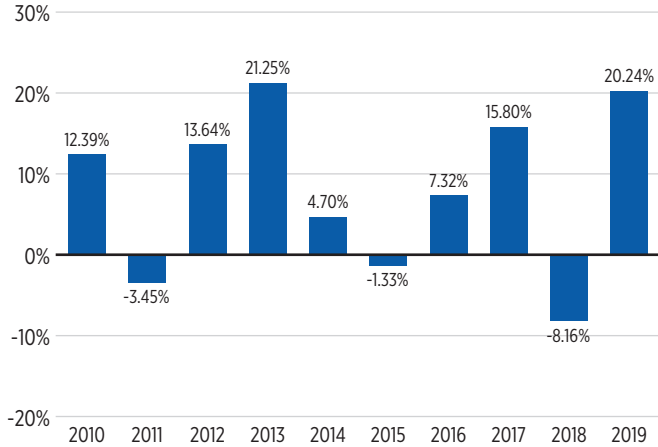
*Loss of money is a risk of investing in the Fund. An investment in the Fund is not a deposit of a bank and is not insured or guaranteed by the Federal Deposit Insurance Corporation or any other government agency.*

### Performance

The following bar chart and table provide some indication of the risks of investing in the Fund. The bar chart shows the volatility or variability of the Fund’s annual total returns over time and shows that Fund performance can change from year to year. The table shows the Fund’s average annual total returns for certain time periods compared to the returns of a comparable broad-based securities index. Remember, however, that past performance is not necessarily an indication of how the Fund will perform in the future. The returns shown in the bar chart and table do not include charges that will be imposed by variable insurance contracts. If these amounts were reflected, returns would be less than those shown.

## FUND SUMMARY: NVIT BLUEPRINT<sup>SM</sup> CAPITAL APPRECIATION FUND (cont.)

### Annual Total Returns – Class II Shares (Years Ended December 31,)



**Highest Quarter: 10.15% – 3rd qtr of 2010**

**Lowest Quarter: -13.50% – 3rd qtr of 2011**

### Average Annual Total Returns (For the Periods Ended December 31, 2019)

	1 year	5 years	10 years
Class I Shares	20.22%	6.35%	7.90%
Class II Shares	20.24%	6.25%	7.80%
Morningstar <sup>®</sup> Moderate Target Risk Index (reflects no deduction for fees or expenses)	19.04%	6.75%	7.72%

## Portfolio Management

### Investment Adviser

Nationwide Fund Advisors

### Portfolio Managers

Portfolio Manager	Title	Length of Service with Fund
Christopher C. Graham	Chief Investment Officer	Since 2016
Keith P. Robinette, CFA	Senior Director of Asset Strategies	Since 2017
Andrew Urban, CFA	Senior Director of Asset Strategies	Since 2017

## Tax Information

The dividends and distributions paid by the Fund to the insurance company separate accounts will consist of ordinary income, capital gains, or some combination of both. Because shares of the Fund must be purchased through separate accounts used to fund variable insurance contracts, such dividends and distributions will be exempt from current taxation by contract holders if left to accumulate within a separate account. Consult the variable

insurance contract prospectus for additional tax information.

## Payments to Broker-Dealers and Other Financial Intermediaries

This Fund is only offered as an underlying investment option for variable insurance contracts. The Fund and its related companies may make payments to the sponsoring insurance companies (or their affiliates) for distribution and/or other services, and to broker-dealers and other financial intermediaries that distribute the variable insurance contracts. These payments may create a conflict of interest by influencing the insurance companies to include the Fund as an underlying investment option in the variable insurance contracts, and by influencing the broker-dealers and other financial intermediaries to distribute variable insurance contracts that include the Fund as an underlying investment option over other variable insurance contracts or to otherwise recommend the selection of the Fund as an underlying investment option by contract owners instead of other funds that also may be available investment options. The prospectus (or other offering document) for your variable insurance contract may contain additional information about these payments.

# FUND SUMMARY: NVIT BLUEPRINT<sup>SM</sup> MODERATE FUND (formerly, NVIT Cardinal<sup>SM</sup> Moderate Fund)

## Objective

The NVIT Blueprint<sup>SM</sup> Moderate Fund (“Moderate Fund” or the “Fund”) seeks a high level of total return consistent with a moderate level of risk as compared to other Blueprint<sup>SM</sup> Funds.

## Fees and Expenses

This table describes the fees and expenses you may pay when buying and holding shares of the Fund. Sales charges and other expenses that may be imposed by variable insurance contracts are not included. If these charges were reflected, the expenses listed below would be higher. See the variable insurance contract prospectus.

	Class I Shares	Class II Shares
<b>Annual Fund Operating Expenses</b> (expenses that you pay each year as a percentage of the value of your investment)		
Management Fees	0.19%	0.19%
Distribution and/or Service (12b-1) Fees	None	0.25%
Other Expenses	0.19%	0.19%
Acquired Fund Fees and Expenses	0.61%	0.61%
<b>Total Annual Fund Operating Expenses</b>	0.99%	1.24%
Fee Waiver/Expense Reimbursement <sup>(1),(2)</sup>	(0.10)%	(0.26)%
<b>Total Annual Fund Operating Expenses After Fee Waiver/Expense Reimbursement</b>	0.89%	0.98%

<sup>(1)</sup> Nationwide Variable Insurance Trust (the “Trust”) and Nationwide Fund Advisors (the “Adviser”) have entered into a written contract waiving 0.10% of the management fee to which the Adviser would otherwise be entitled until April 30, 2021. The written contract may be changed or eliminated only with the consent of the Board of Trustees of the Trust.

<sup>(2)</sup> The Trust and Nationwide Fund Distributors LLC have entered into a written contract waiving 0.16% of the Distribution and/or Service (12b-1) Fees for Class II shares until April 30, 2021. The written contract may be changed or eliminated only with the consent of the Board of Trustees of the Trust.

## Example

This Example is intended to help you to compare the cost of investing in the Fund with the cost of investing in other mutual funds. The Example, however, does not include charges that are imposed by variable insurance contracts. If these charges were reflected, the expenses listed below would be higher.

This Example assumes that you invest \$10,000 in the Fund for the time periods indicated and then sell all of your shares at the end of those time periods. It assumes a 5% return each year and no change in expenses, and any expense limitation or fee waivers that may apply for the periods indicated above under “Fees and Expenses.” Although your actual costs may be higher or lower, based on these assumptions your costs would be:

	1 Year	3 Years	5 Years	10 Years
Class I Shares	\$93	\$312	\$548	\$1,227
Class II Shares	102	374	667	1,500

## Portfolio Turnover

The Fund pays transaction costs, such as commissions, when it buys and sells securities (or “turns over” its portfolio). A higher portfolio turnover rate may indicate higher transaction costs. These costs, which are not reflected in Annual Fund Operating Expenses or in the Example, affect the Fund’s performance. During the most recent fiscal year, the Fund’s portfolio turnover rate was 61.95% of the average value of its portfolio.

## Principal Investment Strategies

The Fund is a “fund-of-funds” that invests primarily in affiliated mutual funds representing a variety of asset classes. The Fund aims to provide diversification across traditional asset classes—U.S. stocks, international stocks, and bonds—by investing primarily in mutual funds offered by Nationwide Variable Insurance Trust and affiliated or unaffiliated exchange-traded funds (“ETFs”) (each, an “Underlying Fund” or collectively, “Underlying Funds”).

Each Underlying Fund invests directly in equity or fixed-income securities, as appropriate to its investment objective and strategies. Some Underlying Funds may use futures, forwards, swaps and options, which are derivatives, either to hedge

## FUND SUMMARY: NVIT BLUEPRINT<sup>SM</sup> MODERATE FUND (cont.)

against investment risks, to obtain exposure to certain securities or groups of securities, to take short positions in certain securities, or otherwise to increase returns. Although the Fund seeks to provide diversification across major asset classes, the Fund invests a significant portion of its assets in a small number of issuers (i.e., one or more Underlying Funds). However, the Fund may invest directly in securities and derivatives in addition to investing in Underlying Funds. Further, most of the Underlying Funds in which the Fund invests are diversified.

The Fund pursues its objective for a high level of total return with a moderate level of risk by investing a majority of its assets in Underlying Funds that invest in equity securities, such as common stocks of U.S. and international companies (including smaller companies), that the investment adviser believes offer opportunities for capital growth, but also a considerable portion of its assets in Underlying Funds that invest in fixed-income securities, such as bonds (including mortgage-backed and asset-backed securities, and high-yield bonds, which are commonly known as “junk” bonds) in order to generate investment income. Consistent with this investment strategy, as of the date of this Prospectus, the Fund allocates approximately 37% of its net assets in U.S. stocks, approximately 23% in international stocks and approximately 40% in bonds. The investment adviser generally sells shares of Underlying Funds in order to meet target allocations or shareholder redemption activity. The Fund is designed for investors who have a lower tolerance for risk than more aggressive investors and who are seeking both capital growth and income. The Fund is also designed for investors who have a longer time horizon and who are willing to accept moderate short-term price fluctuations in exchange for potential longer-term returns.

### Principal Risks

The Fund cannot guarantee that it will achieve its investment objective.

As with any fund, the value of the Fund's investments—and therefore, the value of Fund shares—may fluctuate. These changes may occur because of:

**Management risk** – the Fund is subject to the risk that the methods and analyses employed by its investment adviser, or by the investment advisers or subadvisers to the Underlying Funds, may not produce the desired results. This could cause the Fund to lose value or its results to lag those of relevant benchmarks or other funds with similar objectives.

**Market risk** – the risk that one or more markets in which an Underlying Fund invests will go down in value, including the possibility that the markets will go down sharply and unpredictably.

**Fund-of-funds risk** – there are certain risks associated with a structure whereby the Fund invests primarily in other mutual funds. These risks include that: (1) the Fund will indirectly pay a proportional share of the fees and expenses of the Underlying Funds in which it invests; (2) the Fund's investment performance is directly tied to the performance of the Underlying Funds in which it invests. If one or more Underlying Funds fail to meet their investment objectives, the Fund's performance could be negatively affected; (3) the Fund is subject to different levels and combinations of risk based on its actual allocation among the various asset classes and Underlying Funds. The potential impact of the risks related to an asset class depends on the size of the Fund's investment allocation to it; (4) Nationwide Fund Advisors' (the “Adviser”) evaluations and allocation among asset classes and Underlying Funds may be incorrect; (5) the Adviser may add or delete Underlying Funds, or alter the Fund's asset allocation, at its discretion. Changes to the Fund's Underlying Funds or allocation (or the lack thereof) could affect both the level of risk and the potential for gain or loss; and (6) in selecting the Underlying Funds in which the Fund invests, the Adviser is subject to a conflict of interest because the Adviser is also the investment adviser to most, if not all, of the Underlying Funds. The Adviser receives advisory fees from affiliated Underlying Funds and, therefore, has an incentive to invest the Fund's assets in affiliated Underlying Funds instead of unaffiliated Underlying Funds. In addition, the Adviser might have an interest in making an investment in an affiliated Underlying Fund, or in maintaining an existing investment in an affiliated Underlying Fund, in order to benefit that affiliated Underlying Fund (for example, by assisting the affiliated Underlying Fund in achieving or maintaining scale). Notwithstanding the foregoing, the Adviser has a fiduciary duty to the Fund and must act in the best interest of the Fund.

**Exchange-traded funds risk** – when the Fund invests in an exchange-traded fund (“ETF”), you will indirectly bear fees and expenses charged by the ETF in addition to the Fund's direct fees and expenses. In addition, the Fund may be affected by losses of the ETF and the level of risk arising from the investment practices of the ETF (such as the use of leverage by the ETF). The Fund has no control over the investments and related risks taken by the ETF in which it invests. Additionally, investments in ETFs are also subject to the following risks: (i) the market price of an ETF's shares may trade above or below their net asset value; (ii) an active trading market for an ETF's shares may not develop or be maintained; or (iii) trading of an ETF's shares may be halted for a number of reasons.

**Equity securities risk** – stock markets are volatile. The price of an equity security fluctuates based on changes in a company's financial condition and overall market and economic conditions.



## FUND SUMMARY: NVIT BLUEPRINT<sup>SM</sup> MODERATE FUND (cont.)

**Foreign securities risk** – foreign securities may be more volatile, harder to price and less liquid than U.S. securities. The prices of foreign securities may be further affected by other factors, such as changes in the exchange rates between the U.S. dollar and the currencies in which the securities are traded.

**Smaller company risk** – smaller companies are usually less stable in price and less liquid than larger, more established companies. Smaller companies are more vulnerable than larger companies to adverse business and economic developments and may have more limited resources. Therefore, they generally involve greater risk.

**Fixed-income securities risk** – investments in fixed-income securities, such as bonds, subject the Fund to interest rate risk, credit risk and prepayment and call risk, which may affect the value of your investment. Interest rate risk is the risk that the value of fixed-income securities will decline when interest rates rise. Prices of longer-term securities generally change more in response to interest rate changes than prices of shorter-term securities. To the extent an Underlying Fund invests a substantial portion of its assets in debt securities with longer-term maturities, rising interest rates are more likely to cause periods of increased volatility and redemptions, and may cause the value of the Fund's investments to decline significantly. Currently, interest rates are at or near historic lows, which may increase an Underlying Fund's exposure to the risks associated with rising interest rates. Recent and potential future changes in government policy may affect interest rates.

Credit risk is the risk that the issuer of a bond may default if it is unable to pay interest or principal when due. If an issuer defaults, the Underlying Fund, and therefore the Fund, may lose money. Changes in a bond issuer's credit rating or the market's perceptions of an issuer's creditworthiness also may affect the value of a bond. Prepayment and call risk is the risk that certain debt securities will be paid off by the issuer more quickly than anticipated. If this occurs, an Underlying Fund may be required to invest the proceeds in securities with lower yields.

**Liquidity risk** – when there is little or no active trading market for specific types of securities or instruments, it can become more difficult to sell the securities or instruments at or near their perceived value. An inability to sell a portfolio position can adversely affect an Underlying Fund's value or prevent an Underlying Fund from being able to take advantage of other investment opportunities. Liquidity risk also includes the risk that an Underlying Fund will experience significant net redemptions of its shares at a time when it cannot find willing buyers for its portfolio securities or instruments or can sell its portfolio securities or instruments only at a material loss. To meet redemption requests, an Underlying Fund may be forced to sell other securities or instruments that are more liquid, but at

unfavorable times and conditions. Investments in foreign securities and high-yield bonds tend to have more exposure to liquidity risk than domestic securities and higher-rated bonds.

**Mortgage-backed and asset-backed securities risks** – these securities generally are subject to the same types of risk that apply to other fixed-income securities, such as interest rate risk, credit risk, and prepayment and call risk. Mortgage-backed securities also are subject to extension risk, which is the risk that when interest rates rise, certain mortgage-backed securities will be paid in full by the issuer more slowly than anticipated. This can cause the market value of the security to fall because the market may view its interest rate as low for a longer-term investment. Through its investments in mortgage-backed securities, an Underlying Fund may have some exposure to subprime loans, as well as to the mortgage and credit markets generally. Subprime loans, which are loans made to borrowers with weakened credit histories, generally have higher default rates than loans that meet government underwriting requirements. The credit quality of most asset-backed securities depends primarily on the credit quality of the assets underlying such securities, how well the entity issuing the security is insulated from the credit risk of the originator or any other affiliated entities, and the amount and quality of any credit enhancement of the securities.

**High-yield bonds risk** – investing in high-yield bonds and other lower-rated bonds is considered speculative and may subject the Fund to substantial risk of loss due to issuer default, decline in market value due to adverse economic and business developments, or sensitivity to changing interest rates.

**Limited portfolio holdings risk** – because the Fund may hold large positions in a small number of Underlying Funds, an increase or decrease in the value of such securities may have a greater impact on the Fund's value and total return. Funds that invest in a relatively small number of securities may be subject to greater volatility than a more diversified fund.

**Derivatives risk** – derivatives may be volatile and may involve significant risks. The underlying security, commodity, measure or other instrument on which a derivative is based, or the derivative itself, may not perform as expected. Normally derivatives involve leverage, which means that their use can significantly magnify the effect of price movements of the underlying securities or reference measures, disproportionately increasing a Fund's or Underlying Fund's losses and reducing the Fund's or Underlying Fund's opportunities for gains. Some derivatives have the potential for unlimited loss, including a loss that may be greater than the amount invested. They also present default risks if the counterparty to a derivatives contract fails to fulfill its obligations to the Fund or

## FUND SUMMARY: NVIT BLUEPRINT<sup>SM</sup> MODERATE FUND (cont.)

Underlying Fund. Certain derivatives held by a Fund or Underlying Fund may be illiquid, making it difficult to close out an unfavorable position.

**Futures** – the prices of futures contracts typically are more volatile than those of stocks and bonds. Small movements in the values of the assets or measures underlying futures contracts can cause disproportionately larger losses to the Fund or an Underlying Fund. While futures may be more liquid than other types of derivatives, they may experience periods when they are less liquid than stocks, bonds or other investments.

**Options** – purchasing and writing put and call options are highly specialized activities and entail greater-than-ordinary investment risks. Investments in options are considered speculative. An option is an agreement that, for a premium payment or fee, gives the option holder (the purchaser) the right but not the obligation to buy (a “call option”) or sell (a “put option”) the underlying security or futures contract (or settle for cash an amount based on an underlying asset, rate or index) at a specified price (the “exercise price”) during a period of time or on a specified date. When the Underlying Fund writes (sells) an option, it profits if the option expires unexercised, because it retains the premium the buyer of the option paid. However, if the Underlying Fund writes a call option, it incurs the risk that the market price of the underlying security or futures contract could increase above the option’s exercise price. If this occurs, the option could be exercised and the Underlying Fund would be forced to sell the underlying security or futures contract at a lower price than its current market value. If the Underlying Fund writes a put option, it incurs the risk that the market value of the underlying security or futures contract could decrease below the option’s exercise price. If this occurs, the option could be exercised and the Underlying Fund would be forced to buy the underlying security or futures contract at a higher price than its current market value. When the Underlying Fund purchases an option, it will lose the premium paid for the option if the price of the underlying security or futures contract decreases or remains the same (in the case of a call option) or increases or remains the same (in the case of a put option). If an option purchased by the Underlying Fund were permitted to expire without being sold or exercised, its premium would represent a loss to the Fund.

**Swaps** – using swaps can involve greater risks than if an Underlying Fund were to invest directly in the underlying securities or assets. Because swaps often involve leverage, their use can significantly magnify the effect of price movements of the underlying securities or reference measures, disproportionately increasing an Underlying Fund’s losses and reducing the Underlying Fund’s opportunities for gains. Currently there are few central exchanges or markets for swap contracts, and therefore

they may be less liquid than exchange-traded instruments. If a swap counterparty fails to meet its obligations under the contract, the Underlying Fund may lose money.

**Forwards** – using forwards can involve greater risks than if the Fund were to invest directly in the underlying securities or assets. Because forwards often involve leverage, their use can significantly magnify the effect of price movements of the underlying securities or reference measures, disproportionately increasing the Fund’s losses and reducing the Fund’s opportunities for gains. Currently there are few central exchanges or markets for forward contracts, and therefore they may be less liquid than exchange-traded instruments. If a forward counterparty fails to meet its obligations under the contract, the Fund may lose money.

**Short sales risk** – the Fund will suffer a loss if an Underlying Fund takes a short position in a security and the price of the security rises rather than falls. Short positions expose the Underlying Fund to the risk that it will be required to cover the short position at a time when the security has appreciated in value, thus resulting in a loss to the Fund. The Fund’s investment performance also will suffer if an Underlying Fund is required to close out a short position earlier than it had intended. In addition, an Underlying Fund may be subject to expenses related to short positions that typically are not associated with investing in securities directly (for example, costs of borrowing and margin account maintenance costs associated with the Underlying Fund’s open short positions). These expenses may impact negatively the performance of the Fund. Short positions introduce more risk to an Underlying Fund than long positions because the maximum sustainable loss on a security purchased (held long) is limited to the amount paid for the security plus the transaction costs, whereas there is no maximum attainable price of the security held in a short position. Therefore, in theory, securities held short present unlimited risk.

*Loss of money is a risk of investing in the Fund. An investment in the Fund is not a deposit of a bank and is not insured or guaranteed by the Federal Deposit Insurance Corporation or any other government agency.*

### Performance

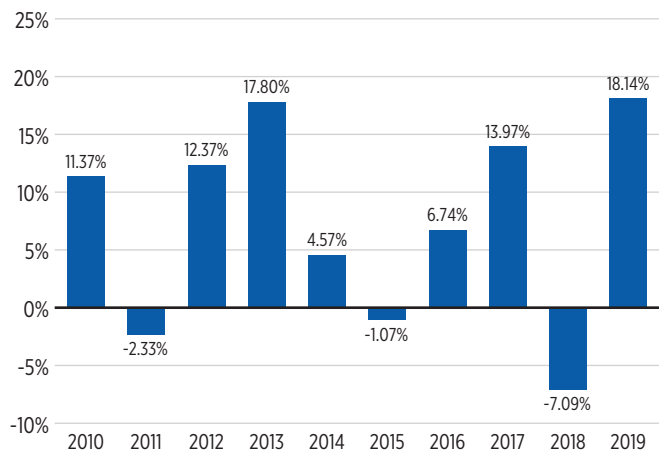
The following bar chart and table provide some indication of the risks of investing in the Fund. The bar chart shows the volatility or variability of the Fund’s annual total returns over time and shows that Fund performance can change from year to year. The table shows the Fund’s average annual total returns for certain time periods compared to the returns of a comparable broad-based securities index. Remember, however, that past performance is not necessarily an indication of how the Fund will perform in the future. The returns shown in the bar chart and table do not



## FUND SUMMARY: NVIT BLUEPRINT<sup>SM</sup> MODERATE FUND (cont.)

include charges that will be imposed by variable insurance contracts. If these amounts were reflected, returns would be less than those shown.

### Annual Total Returns – Class II Shares (Years Ended December 31,)



**Highest Quarter:** 8.82% – 3rd qtr of 2010

**Lowest Quarter:** -11.54% – 3rd qtr of 2011

### Average Annual Total Returns (For the Periods Ended December 31, 2019)

	1 year	5 years	10 years
Class I Shares	18.32%	5.82%	7.21%
Class II Shares	18.14%	5.73%	7.12%
Morningstar® Moderate Target Risk Index (reflects no deduction for fees or expenses)	19.04%	6.75%	7.72%

## Portfolio Management

### Investment Adviser

Nationwide Fund Advisors

### Portfolio Managers

Portfolio Manager	Title	Length of Service with Fund
Christopher C. Graham	Chief Investment Officer	Since 2016
Keith P. Robinette, CFA	Senior Director of Asset Strategies	Since 2017
Andrew Urban, CFA	Senior Director of Asset Strategies	Since 2017

## Tax Information

The dividends and distributions paid by the Fund to the insurance company separate accounts will consist of ordinary income, capital gains, or some combination of both. Because shares of the Fund must be purchased

through separate accounts used to fund variable insurance contracts, such dividends and distributions will be exempt from current taxation by contract holders if left to accumulate within a separate account. Consult the variable insurance contract prospectus for additional tax information.

## Payments to Broker-Dealers and Other Financial Intermediaries

This Fund is only offered as an underlying investment option for variable insurance contracts. The Fund and its related companies may make payments to the sponsoring insurance companies (or their affiliates) for distribution and/or other services, and to broker-dealers and other financial intermediaries that distribute the variable insurance contracts. These payments may create a conflict of interest by influencing the insurance companies to include the Fund as an underlying investment option in the variable insurance contracts, and by influencing the broker-dealers and other financial intermediaries to distribute variable insurance contracts that include the Fund as an underlying investment option over other variable insurance contracts or to otherwise recommend the selection of the Fund as an underlying investment option by contract owners instead of other funds that also may be available investment options. The prospectus (or other offering document) for your variable insurance contract may contain additional information about these payments.

# FUND SUMMARY: NVIT BLUEPRINT<sup>SM</sup> BALANCED FUND (formerly, NVIT Cardinal<sup>SM</sup> Balanced Fund)

## Objective

The NVIT Blueprint<sup>SM</sup> Balanced Fund (“Balanced Fund” or the “Fund”) seeks a high level of total return through investment in both equity and fixed income securities.

## Fees and Expenses

This table describes the fees and expenses you may pay when buying and holding shares of the Fund. Sales charges and other expenses that may be imposed by variable insurance contracts are not included. If these charges were reflected, the expenses listed below would be higher. See the variable insurance contract prospectus.

	Class I Shares	Class II Shares
<b>Annual Fund Operating Expenses</b> (expenses that you pay each year as a percentage of the value of your investment)		
Management Fees	0.20%	0.20%
Distribution and/or Service (12b-1) Fees	None	0.25%
Other Expenses	0.19%	0.19%
Acquired Fund Fees and Expenses	0.58%	0.58%
<b>Total Annual Fund Operating Expenses</b>	<b>0.97%</b>	<b>1.22%</b>
Fee Waiver/Expense Reimbursement <sup>(1),(2)</sup>	(0.10)%	(0.26)%
<b>Total Annual Fund Operating Expenses After Fee Waiver/Expense Reimbursement</b>	<b>0.87%</b>	<b>0.96%</b>

<sup>(1)</sup> Nationwide Variable Insurance Trust (the “Trust”) and Nationwide Fund Advisors (the “Adviser”) have entered into a written contract waiving 0.10% of the management fee to which the Adviser would otherwise be entitled until April 30, 2021. The written contract may be changed or eliminated only with the consent of the Board of Trustees of the Trust.

<sup>(2)</sup> The Trust and Nationwide Fund Distributors LLC have entered into a written contract waiving 0.16% of the Distribution and/or Service (12b-1) Fees for Class II shares until April 30, 2021. The written contract may be changed or eliminated only with the consent of the Board of Trustees of the Trust.

## Example

This Example is intended to help you to compare the cost of investing in the Fund with the cost of investing in other mutual funds. The Example, however, does not include charges that are imposed by variable insurance contracts. If these charges were reflected, the expenses listed below would be higher.

This Example assumes that you invest \$10,000 in the Fund for the time periods indicated and then sell all of your shares at the end of those time periods. It assumes a 5% return each year and no change in expenses, and any expense limitation or fee waivers that may apply for the periods indicated above under “Fees and Expenses.” Although your actual costs may be higher or lower, based on these assumptions your costs would be:

	1 Year	3 Years	5 Years	10 Years
Class I Shares	\$89	\$299	\$527	\$1,181
Class II Shares	98	361	645	1,454

## Portfolio Turnover

The Fund pays transaction costs, such as commissions, when it buys and sells securities (or “turns over” its portfolio). A higher portfolio turnover rate may indicate higher transaction costs. These costs, which are not reflected in Annual Fund Operating Expenses or in the Example, affect the Fund’s performance. During the most recent fiscal year, the Fund’s portfolio turnover rate was 54.36% of the average value of its portfolio.

## Principal Investment Strategies

The Fund is a “fund-of-funds” that invests primarily in affiliated mutual funds representing a variety of asset classes. The Fund aims to provide diversification across traditional asset classes—U.S. stocks, international stocks, and bonds—by investing primarily in mutual funds offered by Nationwide Variable Insurance Trust and affiliated or unaffiliated exchange-traded funds (“ETFs”) (each, an “Underlying Fund” or collectively, “Underlying Funds”).

Each Underlying Fund invests directly in equity or fixed-income securities, as appropriate to its investment objective and strategies. Some Underlying Funds may use futures, forwards, swaps and options, which are derivatives, either to hedge

## FUND SUMMARY: NVIT BLUEPRINT<sup>SM</sup> BALANCED FUND (cont.)

against investment risks, to obtain exposure to certain securities or groups of securities, to take short positions in certain securities, or otherwise to increase returns. Although the Fund seeks to provide diversification across major asset classes, the Fund invests a significant portion of its assets in a small number of issuers (i.e., one or more Underlying Funds). However, the Fund may invest directly in securities and derivatives in addition to investing in Underlying Funds. Further, most of the Underlying Funds in which the Fund invests are diversified.

The Fund pursues its objective for a high level of total return through investments in both equity and fixed income securities by investing approximately equal amounts of its assets in Underlying Funds that invest in equity securities, such as common stocks of U.S. and international companies (including smaller companies), that the investment adviser believes offer opportunities for capital growth, and fixed-income securities, such as bonds (including mortgage-backed and asset-backed securities, and high-yield bonds, which are commonly known as “junk” bonds), in order to generate investment income. Under normal conditions, the Balanced Fund invests at least 25% of its net assets in senior fixed-income securities. Consistent with this investment strategy, as of the date of this Prospectus, the Fund allocates approximately 50% of its net assets in bonds, 30% in U.S. stocks and 20% in international stocks. The investment adviser generally sells shares of Underlying Funds in order to meet target allocations or shareholder redemption activity. The Fund is designed for investors who have a lower tolerance for risk than more aggressive investors and who are seeking both capital growth and income. The Fund is also designed for investors who are willing to accept moderate short-term price fluctuations in exchange for potential longer-term returns.

### Principal Risks

The Fund cannot guarantee that it will achieve its investment objective.

As with any fund, the value of the Fund's investments—and therefore, the value of Fund shares—may fluctuate. These changes may occur because of:

**Management risk** – the Fund is subject to the risk that the methods and analyses employed by its investment adviser, or by the investment advisers or subadvisers to the Underlying Funds, may not produce the desired results. This could cause the Fund to lose value or its results to lag those of relevant benchmarks or other funds with similar objectives.

**Market risk** – the risk that one or more markets in which an Underlying Fund invests will go down in value, including the possibility that the markets will go down sharply and unpredictably.

**Fund-of-funds risk** – there are certain risks associated with a structure whereby the Fund invests primarily in other mutual funds. These risks include that: (1) the Fund will indirectly pay a proportional share of the fees and expenses of the Underlying Funds in which it invests; (2) the Fund's investment performance is directly tied to the performance of the Underlying Funds in which it invests. If one or more Underlying Funds fail to meet their investment objectives, the Fund's performance could be negatively affected; (3) the Fund is subject to different levels and combinations of risk based on its actual allocation among the various asset classes and Underlying Funds. The potential impact of the risks related to an asset class depends on the size of the Fund's investment allocation to it; (4) Nationwide Fund Advisors' (the “Adviser”) evaluations and allocation among asset classes and Underlying Funds may be incorrect; (5) the Adviser may add or delete Underlying Funds, or alter the Fund's asset allocation, at its discretion. Changes to the Fund's Underlying Funds or allocation (or the lack thereof) could affect both the level of risk and the potential for gain or loss; and (6) in selecting the Underlying Funds in which the Fund invests, the Adviser is subject to a conflict of interest because the Adviser is also the investment adviser to most, if not all, of the Underlying Funds. The Adviser receives advisory fees from affiliated Underlying Funds and, therefore, has an incentive to invest the Fund's assets in affiliated Underlying Funds instead of unaffiliated Underlying Funds. In addition, the Adviser might have an interest in making an investment in an affiliated Underlying Fund, or in maintaining an existing investment in an affiliated Underlying Fund, in order to benefit that affiliated Underlying Fund (for example, by assisting the affiliated Underlying Fund in achieving or maintaining scale). Notwithstanding the foregoing, the Adviser has a fiduciary duty to the Fund and must act in the best interest of the Fund.

**Exchange-traded funds risk** – when the Fund invests in an exchange-traded fund (“ETF”), you will indirectly bear fees and expenses charged by the ETF in addition to the Fund's direct fees and expenses. In addition, the Fund may be affected by losses of the ETF and the level of risk arising from the investment practices of the ETF (such as the use of leverage by the ETF). The Fund has no control over the investments and related risks taken by the ETF in which it invests. Additionally, investments in ETFs are also subject to the following risks: (i) the market price of an ETF's shares may trade above or below their net asset value; (ii) an active trading market for an ETF's shares may not develop or be maintained; or (iii) trading of an ETF's shares may be halted for a number of reasons.

**Equity securities risk** – stock markets are volatile. The price of an equity security fluctuates based on changes in a company's financial condition and overall market and economic conditions.

## FUND SUMMARY: NVIT BLUEPRINT<sup>SM</sup> BALANCED FUND (cont.)

**Foreign securities risk** – foreign securities may be more volatile, harder to price and less liquid than U.S. securities. The prices of foreign securities may be further affected by other factors, such as changes in the exchange rates between the U.S. dollar and the currencies in which the securities are traded.

**Smaller company risk** – smaller companies are usually less stable in price and less liquid than larger, more established companies. Smaller companies are more vulnerable than larger companies to adverse business and economic developments and may have more limited resources. Therefore, they generally involve greater risk.

**Fixed-income securities risk** – investments in fixed-income securities, such as bonds, subject the Fund to interest rate risk, credit risk and prepayment and call risk, which may affect the value of your investment. Interest rate risk is the risk that the value of fixed-income securities will decline when interest rates rise. Prices of longer-term securities generally change more in response to interest rate changes than prices of shorter-term securities. To the extent an Underlying Fund invests a substantial portion of its assets in debt securities with longer-term maturities, rising interest rates are more likely to cause periods of increased volatility and redemptions, and may cause the value of the Fund's investments to decline significantly. Currently, interest rates are at or near historic lows, which may increase an Underlying Fund's exposure to the risks associated with rising interest rates. Recent and potential future changes in government policy may affect interest rates.

Credit risk is the risk that the issuer of a bond may default if it is unable to pay interest or principal when due. If an issuer defaults, the Underlying Fund, and therefore the Fund, may lose money. Changes in a bond issuer's credit rating or the market's perceptions of an issuer's creditworthiness also may affect the value of a bond. Prepayment and call risk is the risk that certain debt securities will be paid off by the issuer more quickly than anticipated. If this occurs, an Underlying Fund may be required to invest the proceeds in securities with lower yields.

**Liquidity risk** – when there is little or no active trading market for specific types of securities or instruments, it can become more difficult to sell the securities or instruments at or near their perceived value. An inability to sell a portfolio position can adversely affect an Underlying Fund's value or prevent an Underlying Fund from being able to take advantage of other investment opportunities. Liquidity risk also includes the risk that an Underlying Fund will experience significant net redemptions of its shares at a time when it cannot find willing buyers for its portfolio securities or instruments or can sell its portfolio securities or instruments only at a material loss. To meet redemption requests, an Underlying Fund may be forced to sell other securities or instruments that are more liquid, but at

unfavorable times and conditions. Investments in foreign securities and high-yield bonds tend to have more exposure to liquidity risk than domestic securities and higher-rated bonds.

**Mortgage-backed and asset-backed securities risks** – these securities generally are subject to the same types of risk that apply to other fixed-income securities, such as interest rate risk, credit risk, and prepayment and call risk. Mortgage-backed securities also are subject to extension risk, which is the risk that when interest rates rise, certain mortgage-backed securities will be paid in full by the issuer more slowly than anticipated. This can cause the market value of the security to fall because the market may view its interest rate as low for a longer-term investment. Through its investments in mortgage-backed securities, an Underlying Fund may have some exposure to subprime loans, as well as to the mortgage and credit markets generally. Subprime loans, which are loans made to borrowers with weakened credit histories, generally have higher default rates than loans that meet government underwriting requirements. The credit quality of most asset-backed securities depends primarily on the credit quality of the assets underlying such securities, how well the entity issuing the security is insulated from the credit risk of the originator or any other affiliated entities, and the amount and quality of any credit enhancement of the securities.

**High-yield bonds risk** – investing in high-yield bonds and other lower-rated bonds is considered speculative and may subject the Fund to substantial risk of loss due to issuer default, decline in market value due to adverse economic and business developments, or sensitivity to changing interest rates.

**Limited portfolio holdings risk** – because the Fund may hold large positions in a small number of Underlying Funds, an increase or decrease in the value of such securities may have a greater impact on the Fund's value and total return. Funds that invest in a relatively small number of securities may be subject to greater volatility than a more diversified fund.

**Derivatives risk** – derivatives may be volatile and may involve significant risks. The underlying security, commodity, measure or other instrument on which a derivative is based, or the derivative itself, may not perform as expected. Normally derivatives involve leverage, which means that their use can significantly magnify the effect of price movements of the underlying securities or reference measures, disproportionately increasing a Fund's or Underlying Fund's losses and reducing the Fund's or Underlying Fund's opportunities for gains. Some derivatives have the potential for unlimited loss, including a loss that may be greater than the amount invested. They also present default risks if the counterparty to a derivatives contract fails to fulfill its obligations to the Fund or

## FUND SUMMARY: NVIT BLUEPRINT<sup>SM</sup> BALANCED FUND (cont.)

Underlying Fund. Certain derivatives held by a Fund or Underlying Fund may be illiquid, making it difficult to close out an unfavorable position.

**Futures** – the prices of futures contracts typically are more volatile than those of stocks and bonds. Small movements in the values of the assets or measures underlying futures contracts can cause disproportionately larger losses to the Fund or an Underlying Fund. While futures may be more liquid than other types of derivatives, they may experience periods when they are less liquid than stocks, bonds or other investments.

**Options** – purchasing and writing put and call options are highly specialized activities and entail greater-than-ordinary investment risks. Investments in options are considered speculative. An option is an agreement that, for a premium payment or fee, gives the option holder (the purchaser) the right but not the obligation to buy (a “call option”) or sell (a “put option”) the underlying security or futures contract (or settle for cash an amount based on an underlying asset, rate or index) at a specified price (the “exercise price”) during a period of time or on a specified date. When the Underlying Fund writes (sells) an option, it profits if the option expires unexercised, because it retains the premium the buyer of the option paid. However, if the Underlying Fund writes a call option, it incurs the risk that the market price of the underlying security or futures contract could increase above the option’s exercise price. If this occurs, the option could be exercised and the Underlying Fund would be forced to sell the underlying security or futures contract at a lower price than its current market value. If the Underlying Fund writes a put option, it incurs the risk that the market value of the underlying security or futures contract could decrease below the option’s exercise price. If this occurs, the option could be exercised and the Underlying Fund would be forced to buy the underlying security or futures contract at a higher price than its current market value. When the Underlying Fund purchases an option, it will lose the premium paid for the option if the price of the underlying security or futures contract decreases or remains the same (in the case of a call option) or increases or remains the same (in the case of a put option). If an option purchased by the Underlying Fund were permitted to expire without being sold or exercised, its premium would represent a loss to the Fund.

**Swaps** – using swaps can involve greater risks than if an Underlying Fund were to invest directly in the underlying securities or assets. Because swaps often involve leverage, their use can significantly magnify the effect of price movements of the underlying securities or reference measures, disproportionately increasing an Underlying Fund’s losses and reducing the Underlying Fund’s opportunities for gains. Currently there are few central exchanges or markets for swap contracts, and therefore

they may be less liquid than exchange-traded instruments. If a swap counterparty fails to meet its obligations under the contract, the Underlying Fund may lose money.

**Forwards** – using forwards can involve greater risks than if the Fund were to invest directly in the underlying securities or assets. Because forwards often involve leverage, their use can significantly magnify the effect of price movements of the underlying securities or reference measures, disproportionately increasing the Fund’s losses and reducing the Fund’s opportunities for gains. Currently there are few central exchanges or markets for forward contracts, and therefore they may be less liquid than exchange-traded instruments. If a forward counterparty fails to meet its obligations under the contract, the Fund may lose money.

**Short sales risk** – the Fund will suffer a loss if an Underlying Fund takes a short position in a security and the price of the security rises rather than falls. Short positions expose the Underlying Fund to the risk that it will be required to cover the short position at a time when the security has appreciated in value, thus resulting in a loss to the Fund. The Fund’s investment performance also will suffer if an Underlying Fund is required to close out a short position earlier than it had intended. In addition, an Underlying Fund may be subject to expenses related to short positions that typically are not associated with investing in securities directly (for example, costs of borrowing and margin account maintenance costs associated with the Underlying Fund’s open short positions). These expenses may impact negatively the performance of the Fund. Short positions introduce more risk to an Underlying Fund than long positions because the maximum sustainable loss on a security purchased (held long) is limited to the amount paid for the security plus the transaction costs, whereas there is no maximum attainable price of the security held in a short position. Therefore, in theory, securities held short present unlimited risk.

*Loss of money is a risk of investing in the Fund. An investment in the Fund is not a deposit of a bank and is not insured or guaranteed by the Federal Deposit Insurance Corporation or any other government agency.*

### Performance

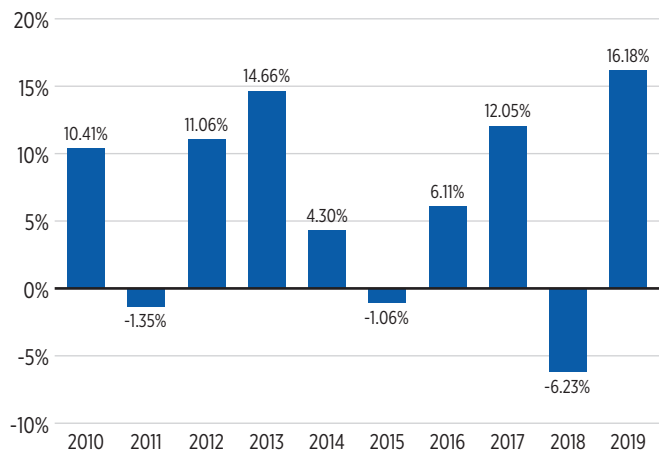
The following bar chart and table provide some indication of the risks of investing in the Fund. The bar chart shows the volatility or variability of the Fund’s annual total returns over time and shows that Fund performance can change from year to year. The table shows the Fund’s average annual total returns for certain time periods compared to the returns of a comparable broad-based securities index. Remember, however, that past performance is not necessarily an indication of how the Fund will perform in the future. The returns shown in the bar chart and table do not



## FUND SUMMARY: NVIT BLUEPRINT<sup>SM</sup> BALANCED FUND (cont.)

include charges that will be imposed by variable insurance contracts. If these amounts were reflected, returns would be less than those shown.

### Annual Total Returns – Class II Shares (Years Ended December 31,)



**Highest Quarter: 7.71% – 3rd qtr of 2010**

**Lowest Quarter: -9.60% – 3rd qtr of 2011**

### Average Annual Total Returns (For the Periods Ended December 31, 2019)

	1 year	5 years	10 years
Class I Shares	16.29%	5.18%	6.47%
Class II Shares	16.18%	5.09%	6.37%
Morningstar® Moderate Target Risk Index (reflects no deduction for fees or expenses)	19.04%	6.75%	7.72%

## Portfolio Management

### Investment Adviser

Nationwide Fund Advisors

### Portfolio Managers

Portfolio Manager	Title	Length of Service with Fund
Christopher C. Graham	Chief Investment Officer	Since 2016
Keith P. Robinette, CFA	Senior Director of Asset Strategies	Since 2017
Andrew Urban, CFA	Senior Director of Asset Strategies	Since 2017

## Tax Information

The dividends and distributions paid by the Fund to the insurance company separate accounts will consist of ordinary income, capital gains, or some combination of both. Because shares of the Fund must be purchased

through separate accounts used to fund variable insurance contracts, such dividends and distributions will be exempt from current taxation by contract holders if left to accumulate within a separate account. Consult the variable insurance contract prospectus for additional tax information.

## Payments to Broker-Dealers and Other Financial Intermediaries

This Fund is only offered as an underlying investment option for variable insurance contracts. The Fund and its related companies may make payments to the sponsoring insurance companies (or their affiliates) for distribution and/or other services, and to broker-dealers and other financial intermediaries that distribute the variable insurance contracts. These payments may create a conflict of interest by influencing the insurance companies to include the Fund as an underlying investment option in the variable insurance contracts, and by influencing the broker-dealers and other financial intermediaries to distribute variable insurance contracts that include the Fund as an underlying investment option over other variable insurance contracts or to otherwise recommend the selection of the Fund as an underlying investment option by contract owners instead of other funds that also may be available investment options. The prospectus (or other offering document) for your variable insurance contract may contain additional information about these payments.

# FUND SUMMARY: NVIT BLUEPRINT<sup>SM</sup> MODERATELY CONSERVATIVE FUND (formerly, NVIT Cardinal<sup>SM</sup> Moderately Conservative Fund)

## Objective

The NVIT Blueprint<sup>SM</sup> Moderately Conservative Fund (“Moderately Conservative” or the “Fund”) seeks a high level of total return consistent with a moderately conservative level of risk.

## Fees and Expenses

This table describes the fees and expenses you may pay when buying and holding shares of the Fund. Sales charges and other expenses that may be imposed by variable insurance contracts are not included. If these charges were reflected, the expenses listed below would be higher. See the variable insurance contract prospectus.

	Class I Shares	Class II Shares
<b>Annual Fund Operating Expenses</b> (expenses that you pay each year as a percentage of the value of your investment)		
Management Fees	0.20%	0.20%
Distribution and/or Service (12b-1) Fees	None	0.25%
Other Expenses	0.20%	0.20%
Acquired Fund Fees and Expenses	0.54%	0.54%
<b>Total Annual Fund Operating Expenses</b>	0.94%	1.19%
Fee Waiver/Expense Reimbursement <sup>(1),(2)</sup>	(0.10)%	(0.26)%
<b>Total Annual Fund Operating Expenses After Fee Waiver/Expense Reimbursement</b>	0.84%	0.93%

<sup>(1)</sup> Nationwide Variable Insurance Trust (the “Trust”) and Nationwide Fund Advisors (the “Adviser”) have entered into a written contract waiving 0.10% of the management fee to which the Adviser would otherwise be entitled until April 30, 2021. The written contract may be changed or eliminated only with the consent of the Board of Trustees of the Trust.

<sup>(2)</sup> The Trust and Nationwide Fund Distributors LLC have entered into a written contract waiving 0.16% of the Distribution and/or Service (12b-1) Fees for Class II shares until April 30, 2021. The written contract may be changed or eliminated only with the consent of the Board of Trustees of the Trust.

## Example

This Example is intended to help you to compare the cost of investing in the Fund with the cost of investing in other mutual funds. The Example, however, does not include charges that are imposed by variable insurance contracts. If these charges were reflected, the expenses listed below would be higher.

This Example assumes that you invest \$10,000 in the Fund for the time periods indicated and then sell all of your shares at the end of those time periods. It assumes a 5% return each year and no change in expenses, and any expense limitation or fee waivers that may apply for the periods indicated above under “Fees and Expenses.” Although your actual costs may be higher or lower, based on these assumptions your costs would be:

	1 Year	3 Years	5 Years	10 Years
Class I Shares	\$86	\$290	\$510	\$1,146
Class II Shares	95	352	629	1,420

## Portfolio Turnover

The Fund pays transaction costs, such as commissions, when it buys and sells securities (or “turns over” its portfolio). A higher portfolio turnover rate may indicate higher transaction costs. These costs, which are not reflected in Annual Fund Operating Expenses or in the Example, affect the Fund’s performance. During the most recent fiscal year, the Fund’s portfolio turnover rate was 45.02% of the average value of its portfolio.

## Principal Investment Strategies

The Fund is a “fund-of-funds” that invests primarily in affiliated mutual funds representing a variety of asset classes. The Fund aims to provide diversification across traditional asset classes—U.S. stocks, international stocks, and bonds—by investing primarily in mutual funds offered by Nationwide Variable Insurance Trust and affiliated or unaffiliated exchange-traded funds (“ETFs”) (each, an “Underlying Fund” or collectively, “Underlying Funds”).

Each Underlying Fund invests directly in equity or fixed-income securities, as appropriate to its investment objective and strategies. Some Underlying Funds may use futures, forwards, swaps and options, which are derivatives, either to hedge



## FUND SUMMARY: NVIT BLUEPRINT<sup>SM</sup> MODERATELY CONSERVATIVE FUND (cont.)

against investment risks, to obtain exposure to certain securities or groups of securities, to take short positions in certain securities, or otherwise to increase returns. Although the Fund seeks to provide diversification across major asset classes, the Fund invests a significant portion of its assets in a small number of issuers (i.e., one or more Underlying Funds). However, the Fund may invest directly in securities and derivatives in addition to investing in Underlying Funds. Further, most of the Underlying Funds in which the Fund invests are diversified.

The Fund pursues its objective for a high level of total return with a moderately conservative level of risk by investing a majority of its assets in Underlying Funds that invest in fixed-income securities, such as bonds (including mortgage-backed and asset-backed securities, and high-yield bonds, which are commonly known as “junk” bonds), in order to generate investment income, but also a considerable portion of its assets in Underlying Funds that invest in equity securities, such as common stocks of U.S. and international companies (including smaller companies), that the investment adviser believes offer opportunities for capital growth. Consistent with this investment strategy, as of the date of this Prospectus, the Fund allocates approximately 60% of its net assets in bonds, approximately 25% in U.S. stocks and approximately 15% in international stocks. The investment adviser generally sells shares of Underlying Funds in order to meet target allocations or shareholder redemption activity. The Fund is designed for investors who have a lower tolerance for risk and whose primary goal is income. The Fund is also designed for investors who have a shorter time horizon or who are willing to accept some amount of market volatility in exchange for greater potential income and growth.

### Principal Risks

The Fund cannot guarantee that it will achieve its investment objective.

As with any fund, the value of the Fund's investments—and therefore, the value of Fund shares—may fluctuate. These changes may occur because of:

**Management risk** – the Fund is subject to the risk that the methods and analyses employed by its investment adviser, or by the investment advisers or subadvisers to the Underlying Funds, may not produce the desired results. This could cause the Fund to lose value or its results to lag those of relevant benchmarks or other funds with similar objectives.

**Market risk** – the risk that one or more markets in which an Underlying Fund invests will go down in value, including the possibility that the markets will go down sharply and unpredictably.

**Fund-of-funds risk** – there are certain risks associated with a structure whereby the Fund invests primarily in other mutual funds. These risks include that: (1) the Fund will indirectly pay a proportional share of the fees and expenses of the Underlying Funds in which it invests; (2) the Fund's investment performance is directly tied to the performance of the Underlying Funds in which it invests. If one or more Underlying Funds fail to meet their investment objectives, the Fund's performance could be negatively affected; (3) the Fund is subject to different levels and combinations of risk based on its actual allocation among the various asset classes and Underlying Funds. The potential impact of the risks related to an asset class depends on the size of the Fund's investment allocation to it; (4) Nationwide Fund Advisors' (the “Adviser”) evaluations and allocation among asset classes and Underlying Funds may be incorrect; (5) the Adviser may add or delete Underlying Funds, or alter the Fund's asset allocation, at its discretion. Changes to the Fund's Underlying Funds or allocation (or the lack thereof) could affect both the level of risk and the potential for gain or loss; and (6) in selecting the Underlying Funds in which the Fund invests, the Adviser is subject to a conflict of interest because the Adviser is also the investment adviser to most, if not all, of the Underlying Funds. The Adviser receives advisory fees from affiliated Underlying Funds and, therefore, has an incentive to invest the Fund's assets in affiliated Underlying Funds instead of unaffiliated Underlying Funds. In addition, the Adviser might have an interest in making an investment in an affiliated Underlying Fund, or in maintaining an existing investment in an affiliated Underlying Fund, in order to benefit that affiliated Underlying Fund (for example, by assisting the affiliated Underlying Fund in achieving or maintaining scale). Notwithstanding the foregoing, the Adviser has a fiduciary duty to the Fund and must act in the best interest of the Fund.

**Exchange-traded funds risk** – when the Fund invests in an exchange-traded fund (“ETF”), you will indirectly bear fees and expenses charged by the ETF in addition to the Fund's direct fees and expenses. In addition, the Fund may be affected by losses of the ETF and the level of risk arising from the investment practices of the ETF (such as the use of leverage by the ETF). The Fund has no control over the investments and related risks taken by the ETF in which it invests. Additionally, investments in ETFs are also subject to the following risks: (i) the market price of an ETF's shares may trade above or below their net asset value; (ii) an active trading market for an ETF's shares may not develop or be maintained; or (iii) trading of an ETF's shares may be halted for a number of reasons.

**Equity securities risk** – stock markets are volatile. The price of an equity security fluctuates based on changes in a company's financial condition and overall market and economic conditions.

## FUND SUMMARY: NVIT BLUEPRINT<sup>SM</sup> MODERATELY CONSERVATIVE FUND (cont.)

**Foreign securities risk** – foreign securities may be more volatile, harder to price and less liquid than U.S. securities. The prices of foreign securities may be further affected by other factors, such as changes in the exchange rates between the U.S. dollar and the currencies in which the securities are traded.

**Fixed-income securities risk** – investments in fixed-income securities, such as bonds, subject the Fund to interest rate risk, credit risk and prepayment and call risk, which may affect the value of your investment. Interest rate risk is the risk that the value of fixed-income securities will decline when interest rates rise. Prices of longer-term securities generally change more in response to interest rate changes than prices of shorter-term securities. To the extent an Underlying Fund invests a substantial portion of its assets in debt securities with longer-term maturities, rising interest rates are more likely to cause periods of increased volatility and redemptions, and may cause the value of the Fund's investments to decline significantly. Currently, interest rates are at or near historic lows, which may increase an Underlying Fund's exposure to the risks associated with rising interest rates. Recent and potential future changes in government policy may affect interest rates.

Credit risk is the risk that the issuer of a bond may default if it is unable to pay interest or principal when due. If an issuer defaults, the Underlying Fund, and therefore the Fund, may lose money. Changes in a bond issuer's credit rating or the market's perceptions of an issuer's creditworthiness also may affect the value of a bond. Prepayment and call risk is the risk that certain debt securities will be paid off by the issuer more quickly than anticipated. If this occurs, an Underlying Fund may be required to invest the proceeds in securities with lower yields.

**Liquidity risk** – when there is little or no active trading market for specific types of securities or instruments, it can become more difficult to sell the securities or instruments at or near their perceived value. An inability to sell a portfolio position can adversely affect an Underlying Fund's value or prevent an Underlying Fund from being able to take advantage of other investment opportunities. Liquidity risk also includes the risk that an Underlying Fund will experience significant net redemptions of its shares at a time when it cannot find willing buyers for its portfolio securities or instruments or can sell its portfolio securities or instruments only at a material loss. To meet redemption requests, an Underlying Fund may be forced to sell other securities or instruments that are more liquid, but at unfavorable times and conditions. Investments in foreign securities and high-yield bonds tend to have more exposure to liquidity risk than domestic securities and higher-rated bonds.

**Mortgage-backed and asset-backed securities risks** – these securities generally are subject to the same types of risk that apply to other fixed-income securities, such as interest rate risk, credit risk, and prepayment and call risk. Mortgage-backed securities also are subject to extension risk, which is the risk that when interest rates rise, certain mortgage-backed securities will be paid in full by the issuer more slowly than anticipated. This can cause the market value of the security to fall because the market may view its interest rate as low for a longer-term investment. Through its investments in mortgage-backed securities, an Underlying Fund may have some exposure to subprime loans, as well as to the mortgage and credit markets generally. Subprime loans, which are loans made to borrowers with weakened credit histories, generally have higher default rates than loans that meet government underwriting requirements. The credit quality of most asset-backed securities depends primarily on the credit quality of the assets underlying such securities, how well the entity issuing the security is insulated from the credit risk of the originator or any other affiliated entities, and the amount and quality of any credit enhancement of the securities.

**High-yield bonds risk** – investing in high-yield bonds and other lower-rated bonds is considered speculative and may subject the Fund to substantial risk of loss due to issuer default, decline in market value due to adverse economic and business developments, or sensitivity to changing interest rates.

**Smaller company risk** – smaller companies are usually less stable in price and less liquid than larger, more established companies. Smaller companies are more vulnerable than larger companies to adverse business and economic developments and may have more limited resources. Therefore, they generally involve greater risk.

**Limited portfolio holdings risk** – because the Fund may hold large positions in a small number of Underlying Funds, an increase or decrease in the value of such securities may have a greater impact on the Fund's value and total return. Funds that invest in a relatively small number of securities may be subject to greater volatility than a more diversified fund.

**Derivatives risk** – derivatives may be volatile and may involve significant risks. The underlying security, commodity, measure or other instrument on which a derivative is based, or the derivative itself, may not perform as expected. Normally derivatives involve leverage, which means that their use can significantly magnify the effect of price movements of the underlying securities or reference measures, disproportionately increasing a Fund's or Underlying Fund's losses and reducing the Fund's or Underlying Fund's opportunities for gains. Some derivatives have the potential for unlimited loss, including a loss that may be greater than the amount invested. They also

## FUND SUMMARY: NVIT BLUEPRINT<sup>SM</sup> MODERATELY CONSERVATIVE FUND (cont.)

present default risks if the counterparty to a derivatives contract fails to fulfill its obligations to the Fund or Underlying Fund. Certain derivatives held by a Fund or Underlying Fund may be illiquid, making it difficult to close out an unfavorable position.

**Futures** – the prices of futures contracts typically are more volatile than those of stocks and bonds. Small movements in the values of the assets or measures underlying futures contracts can cause disproportionately larger losses to the Fund or an Underlying Fund. While futures may be more liquid than other types of derivatives, they may experience periods when they are less liquid than stocks, bonds or other investments.

**Options** – purchasing and writing put and call options are highly specialized activities and entail greater-than-ordinary investment risks. Investments in options are considered speculative. An option is an agreement that, for a premium payment or fee, gives the option holder (the purchaser) the right but not the obligation to buy (a “call option”) or sell (a “put option”) the underlying security or futures contract (or settle for cash an amount based on an underlying asset, rate or index) at a specified price (the “exercise price”) during a period of time or on a specified date. When the Underlying Fund writes (sells) an option, it profits if the option expires unexercised, because it retains the premium the buyer of the option paid. However, if the Underlying Fund writes a call option, it incurs the risk that the market price of the underlying security or futures contract could increase above the option’s exercise price. If this occurs, the option could be exercised and the Underlying Fund would be forced to sell the underlying security or futures contract at a lower price than its current market value. If the Underlying Fund writes a put option, it incurs the risk that the market value of the underlying security or futures contract could decrease below the option’s exercise price. If this occurs, the option could be exercised and the Underlying Fund would be forced to buy the underlying security or futures contract at a higher price than its current market value. When the Underlying Fund purchases an option, it will lose the premium paid for the option if the price of the underlying security or futures contract decreases or remains the same (in the case of a call option) or increases or remains the same (in the case of a put option). If an option purchased by the Underlying Fund were permitted to expire without being sold or exercised, its premium would represent a loss to the Fund.

**Swaps** – using swaps can involve greater risks than if an Underlying Fund were to invest directly in the underlying securities or assets. Because swaps often involve leverage, their use can significantly magnify the effect of price movements of the underlying securities or reference measures, disproportionately increasing an Underlying Fund’s losses and reducing the Underlying Fund’s

opportunities for gains. Currently there are few central exchanges or markets for swap contracts, and therefore they may be less liquid than exchange-traded instruments. If a swap counterparty fails to meet its obligations under the contract, the Underlying Fund may lose money.

**Forwards** – using forwards can involve greater risks than if the Fund were to invest directly in the underlying securities or assets. Because forwards often involve leverage, their use can significantly magnify the effect of price movements of the underlying securities or reference measures, disproportionately increasing the Fund’s losses and reducing the Fund’s opportunities for gains. Currently there are few central exchanges or markets for forward contracts, and therefore they may be less liquid than exchange-traded instruments. If a forward counterparty fails to meet its obligations under the contract, the Fund may lose money.

**Short sales risk** – the Fund will suffer a loss if an Underlying Fund takes a short position in a security and the price of the security rises rather than falls. Short positions expose the Underlying Fund to the risk that it will be required to cover the short position at a time when the security has appreciated in value, thus resulting in a loss to the Fund. The Fund’s investment performance also will suffer if an Underlying Fund is required to close out a short position earlier than it had intended. In addition, an Underlying Fund may be subject to expenses related to short positions that typically are not associated with investing in securities directly (for example, costs of borrowing and margin account maintenance costs associated with the Underlying Fund’s open short positions). These expenses may impact negatively the performance of the Fund. Short positions introduce more risk to an Underlying Fund than long positions because the maximum sustainable loss on a security purchased (held long) is limited to the amount paid for the security plus the transaction costs, whereas there is no maximum attainable price of the security held in a short position. Therefore, in theory, securities held short present unlimited risk.

*Loss of money is a risk of investing in the Fund. An investment in the Fund is not a deposit of a bank and is not insured or guaranteed by the Federal Deposit Insurance Corporation or any other government agency.*

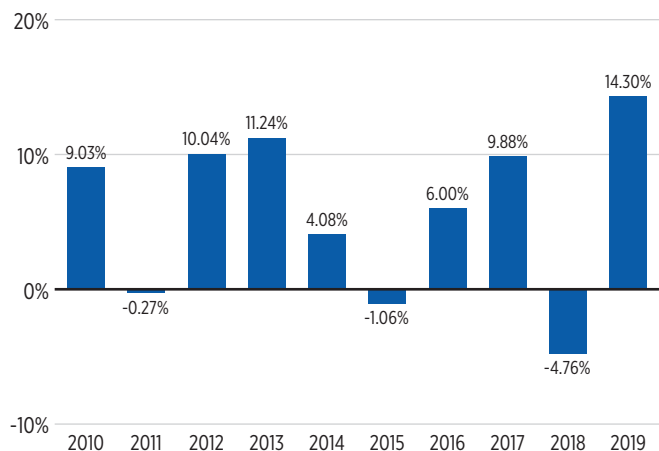
### Performance

The following bar chart and table provide some indication of the risks of investing in the Fund. The bar chart shows the volatility or variability of the Fund’s annual total returns over time and shows that Fund performance can change from year to year. The table shows the Fund’s average annual total returns for certain time periods compared to the returns of a comparable broad-based securities index. Remember, however, that past performance is not

## FUND SUMMARY: NVIT BLUEPRINT<sup>SM</sup> MODERATELY CONSERVATIVE FUND (cont.)

necessarily an indication of how the Fund will perform in the future. The returns shown in the bar chart and table do not include charges that will be imposed by variable insurance contracts. If these amounts were reflected, returns would be less than those shown.

### Annual Total Returns – Class II Shares (Years Ended December 31,)



**Highest Quarter: 6.59% – 1st qtr of 2019**

**Lowest Quarter: -7.58% – 3rd qtr of 2011**

### Average Annual Total Returns (For the Periods Ended December 31, 2019)

	1 year	5 years	10 years
Class I Shares	14.28%	4.73%	5.78%
Class II Shares	14.30%	4.64%	5.68%
Morningstar® Moderately Conservative Target Risk Index (reflects no deduction for fees or expenses)	15.26%	5.55%	6.26%

## Portfolio Management

### Investment Adviser

Nationwide Fund Advisors

### Portfolio Managers

Portfolio Manager	Title	Length of Service with Fund
Christopher C. Graham	Chief Investment Officer	Since 2016
Keith P. Robinette, CFA	Senior Director of Asset Strategies	Since 2017
Andrew Urban, CFA	Senior Director of Asset Strategies	Since 2017

## Tax Information

The dividends and distributions paid by the Fund to the insurance company separate accounts will consist of ordinary income, capital gains, or some combination of both. Because shares of the Fund must be purchased through separate accounts used to fund variable insurance contracts, such dividends and distributions will be exempt from current taxation by contract holders if left to accumulate within a separate account. Consult the variable insurance contract prospectus for additional tax information.

## Payments to Broker-Dealers and Other Financial Intermediaries

This Fund is only offered as an underlying investment option for variable insurance contracts. The Fund and its related companies may make payments to the sponsoring insurance companies (or their affiliates) for distribution and/or other services, and to broker-dealers and other financial intermediaries that distribute the variable insurance contracts. These payments may create a conflict of interest by influencing the insurance companies to include the Fund as an underlying investment option in the variable insurance contracts, and by influencing the broker-dealers and other financial intermediaries to distribute variable insurance contracts that include the Fund as an underlying investment option over other variable insurance contracts or to otherwise recommend the selection of the Fund as an underlying investment option by contract owners instead of other funds that also may be available investment options. The prospectus (or other offering document) for your variable insurance contract may contain additional information about these payments.

# FUND SUMMARY: NVIT BLUEPRINT<sup>SM</sup> CONSERVATIVE FUND (formerly, NVIT Cardinal<sup>SM</sup> Conservative Fund)

## Objective

The NVIT Blueprint<sup>SM</sup> Conservative Fund (“Conservative Fund” or the “Fund”) seeks a high level of total return consistent with a conservative level of risk as compared to other Blueprint<sup>SM</sup> Funds.

## Fees and Expenses

This table describes the fees and expenses you may pay when buying and holding shares of the Fund. Sales charges and other expenses that may be imposed by variable insurance contracts are not included. If these charges were reflected, the expenses listed below would be higher. See the variable insurance contract prospectus.

	Class I Shares	Class II Shares
<b>Annual Fund Operating Expenses</b> (expenses that you pay each year as a percentage of the value of your investment)		
Management Fees	0.20%	0.20%
Distribution and/or Service (12b-1) Fees	None	0.25%
Other Expenses	0.20%	0.20%
Acquired Fund Fees and Expenses	0.48%	0.48%
<b>Total Annual Fund Operating Expenses</b>	<b>0.88%</b>	<b>1.13%</b>
Fee Waiver/Expense Reimbursement <sup>(1),(2)</sup>	(0.10)%	(0.26)%
<b>Total Annual Fund Operating Expenses After Fee Waiver/Expense Reimbursement</b>	<b>0.78%</b>	<b>0.87%</b>

<sup>(1)</sup> Nationwide Variable Insurance Trust (the “Trust”) and Nationwide Fund Advisors (the “Adviser”) have entered into a written contract waiving 0.10% of the management fee to which the Adviser would otherwise be entitled until April 30, 2021. The written contract may be changed or eliminated only with the consent of the Board of Trustees of the Trust.

<sup>(2)</sup> The Trust and Nationwide Fund Distributors LLC have entered into a written contract waiving 0.16% of the Distribution and/or Service (12b-1) Fees for Class II shares until April 30, 2021. The written contract may be changed or eliminated only with the consent of the Board of Trustees of the Trust.

## Example

This Example is intended to help you to compare the cost of investing in the Fund with the cost of investing in other mutual funds. The Example, however, does not include charges that are imposed by variable insurance contracts. If these charges were reflected, the expenses listed below would be higher.

This Example assumes that you invest \$10,000 in the Fund for the time periods indicated and then sell all of your shares at the end of those time periods. It assumes a 5% return each year and no change in expenses, and any expense limitation or fee waivers that may apply for the periods indicated above under “Fees and Expenses.” Although your actual costs may be higher or lower, based on these assumptions your costs would be:

	1 Year	3 Years	5 Years	10 Years
Class I Shares	\$80	\$271	\$478	\$1,075
Class II Shares	89	333	597	1,351

## Portfolio Turnover

The Fund pays transaction costs, such as commissions, when it buys and sells securities (or “turns over” its portfolio). A higher portfolio turnover rate may indicate higher transaction costs. These costs, which are not reflected in Annual Fund Operating Expenses or in the Example, affect the Fund’s performance. During the most recent fiscal year, the Fund’s portfolio turnover rate was 33.21% of the average value of its portfolio.

## Principal Investment Strategies

The Fund is a “fund-of-funds” that invests primarily in affiliated mutual funds representing a variety of asset classes. The Fund aims to provide diversification across traditional asset classes—U.S. stocks, international stocks, and bonds—by investing primarily in mutual funds offered by Nationwide Variable Insurance Trust and affiliated or unaffiliated exchange-traded funds (“ETFs”) (each, an “Underlying Fund” or collectively, “Underlying Funds”).

Each Underlying Fund invests directly in equity or fixed-income securities, as appropriate to its investment objective and strategies. Some Underlying Funds may use futures, forwards, swaps and options, which are derivatives, either to hedge



## FUND SUMMARY: NVIT BLUEPRINT<sup>SM</sup> CONSERVATIVE FUND (cont.)

against investment risks, to obtain exposure to certain securities or groups of securities, to take short positions in certain securities, or otherwise to increase returns. Although the Fund seeks to provide diversification across major asset classes, the Fund invests a significant portion of its assets in a small number of issuers (i.e., one or more Underlying Funds). However, the Fund may invest directly in securities and derivatives in addition to investing in Underlying Funds. Further, most of the Underlying Funds in which the Fund invests are diversified.

The Fund pursues its objective for a high level of total return with a conservative level of risk by investing heavily in Underlying Funds that invest in fixed-income securities, such as bonds (including mortgage-backed and asset-backed securities, and high-yield bonds, which are commonly known as “junk” bonds), in order to generate investment income, and a relatively small portion of its assets in Underlying Funds that invest in common stocks of U.S. and international companies (including smaller companies) that the investment adviser believes offer opportunities for capital growth. Consistent with this investment strategy, as of the date of this Prospectus, the Fund allocates approximately 80% of its net assets in bonds, and approximately 20% in U.S. and international stocks. The investment adviser generally sells shares of Underlying Funds in order to meet target allocations or shareholder redemption activity. The Fund is designed for investors who have a low tolerance for risk and whose primary goal is income, or who have a short time horizon.

### Principal Risks

The Fund cannot guarantee that it will achieve its investment objective.

As with any fund, the value of the Fund's investments—and therefore, the value of Fund shares—may fluctuate. These changes may occur because of:

**Management risk** – the Fund is subject to the risk that the methods and analyses employed by its investment adviser, or by the investment advisers or subadvisers to the Underlying Funds, may not produce the desired results. This could cause the Fund to lose value or its results to lag those of relevant benchmarks or other funds with similar objectives.

**Market risk** – the risk that one or more markets in which an Underlying Fund invests will go down in value, including the possibility that the markets will go down sharply and unpredictably.

**Fund-of-funds risk** – there are certain risks associated with a structure whereby the Fund invests primarily in other mutual funds. These risks include that: (1) the Fund will indirectly pay a proportional share of the fees and expenses of the Underlying Funds in which it invests; (2) the Fund's

investment performance is directly tied to the performance of the Underlying Funds in which it invests. If one or more Underlying Funds fail to meet their investment objectives, the Fund's performance could be negatively affected; (3) the Fund is subject to different levels and combinations of risk based on its actual allocation among the various asset classes and Underlying Funds. The potential impact of the risks related to an asset class depends on the size of the Fund's investment allocation to it; (4) Nationwide Fund Advisors' (the “Adviser”) evaluations and allocation among asset classes and Underlying Funds may be incorrect; (5) the Adviser may add or delete Underlying Funds, or alter the Fund's asset allocation, at its discretion. Changes to the Fund's Underlying Funds or allocation (or the lack thereof) could affect both the level of risk and the potential for gain or loss; and (6) in selecting the Underlying Funds in which the Fund invests, the Adviser is subject to a conflict of interest because the Adviser is also the investment adviser to most, if not all, of the Underlying Funds. The Adviser receives advisory fees from affiliated Underlying Funds and, therefore, has an incentive to invest the Fund's assets in affiliated Underlying Funds instead of unaffiliated Underlying Funds. In addition, the Adviser might have an interest in making an investment in an affiliated Underlying Fund, or in maintaining an existing investment in an affiliated Underlying Fund, in order to benefit that affiliated Underlying Fund (for example, by assisting the affiliated Underlying Fund in achieving or maintaining scale). Notwithstanding the foregoing, the Adviser has a fiduciary duty to the Fund and must act in the best interest of the Fund.

**Exchange-traded funds risk** – when the Fund invests in an exchange-traded fund (“ETF”), you will indirectly bear fees and expenses charged by the ETF in addition to the Fund's direct fees and expenses. In addition, the Fund may be affected by losses of the ETF and the level of risk arising from the investment practices of the ETF (such as the use of leverage by the ETF). The Fund has no control over the investments and related risks taken by the ETF in which it invests. Additionally, investments in ETFs are also subject to the following risks: (i) the market price of an ETF's shares may trade above or below their net asset value; (ii) an active trading market for an ETF's shares may not develop or be maintained; or (iii) trading of an ETF's shares may be halted for a number of reasons.

**Equity securities risk** – stock markets are volatile. The price of an equity security fluctuates based on changes in a company's financial condition and overall market and economic conditions.

**Fixed-income securities risk** – investments in fixed-income securities, such as bonds, subject the Fund to interest rate risk, credit risk and prepayment and call risk, which may affect the value of your investment. Interest rate risk is the

## FUND SUMMARY: NVIT BLUEPRINT<sup>SM</sup> CONSERVATIVE FUND (cont.)

risk that the value of fixed-income securities will decline when interest rates rise. Prices of longer-term securities generally change more in response to interest rate changes than prices of shorter-term securities. To the extent an Underlying Fund invests a substantial portion of its assets in debt securities with longer-term maturities, rising interest rates are more likely to cause periods of increased volatility and redemptions, and may cause the value of the Fund's investments to decline significantly. Currently, interest rates are at or near historic lows, which may increase an Underlying Fund's exposure to the risks associated with rising interest rates. Recent and potential future changes in government policy may affect interest rates.

Credit risk is the risk that the issuer of a bond may default if it is unable to pay interest or principal when due. If an issuer defaults, the Underlying Fund, and therefore the Fund, may lose money. Changes in a bond issuer's credit rating or the market's perceptions of an issuer's creditworthiness also may affect the value of a bond. Prepayment and call risk is the risk that certain debt securities will be paid off by the issuer more quickly than anticipated. If this occurs, an Underlying Fund may be required to invest the proceeds in securities with lower yields.

**Liquidity risk** – when there is little or no active trading market for specific types of securities or instruments, it can become more difficult to sell the securities or instruments at or near their perceived value. An inability to sell a portfolio position can adversely affect an Underlying Fund's value or prevent an Underlying Fund from being able to take advantage of other investment opportunities. Liquidity risk also includes the risk that an Underlying Fund will experience significant net redemptions of its shares at a time when it cannot find willing buyers for its portfolio securities or instruments or can sell its portfolio securities or instruments only at a material loss. To meet redemption requests, an Underlying Fund may be forced to sell other securities or instruments that are more liquid, but at unfavorable times and conditions. Investments in foreign securities and high-yield bonds tend to have more exposure to liquidity risk than domestic securities and higher-rated bonds.

**Mortgage-backed and asset-backed securities risks** – these securities generally are subject to the same types of risk that apply to other fixed-income securities, such as interest rate risk, credit risk, and prepayment and call risk. Mortgage-backed securities also are subject to extension risk, which is the risk that when interest rates rise, certain mortgage-backed securities will be paid in full by the issuer more slowly than anticipated. This can cause the market value of the security to fall because the market may view its interest rate as low for a longer-term investment. Through its investments in mortgage-backed securities, an Underlying Fund may have some exposure to subprime

loans, as well as to the mortgage and credit markets generally. Subprime loans, which are loans made to borrowers with weakened credit histories, generally have higher default rates than loans that meet government underwriting requirements. The credit quality of most asset-backed securities depends primarily on the credit quality of the assets underlying such securities, how well the entity issuing the security is insulated from the credit risk of the originator or any other affiliated entities, and the amount and quality of any credit enhancement of the securities.

**High-yield bonds risk** – investing in high-yield bonds and other lower-rated bonds is considered speculative and may subject the Fund to substantial risk of loss due to issuer default, decline in market value due to adverse economic and business developments, or sensitivity to changing interest rates.

**Foreign securities risk** – foreign securities may be more volatile, harder to price and less liquid than U.S. securities. The prices of foreign securities may be further affected by other factors, such as changes in the exchange rates between the U.S. dollar and the currencies in which the securities are traded.

**Smaller company risk** – smaller companies are usually less stable in price and less liquid than larger, more established companies. Smaller companies are more vulnerable than larger companies to adverse business and economic developments and may have more limited resources. Therefore, they generally involve greater risk.

**Limited portfolio holdings risk** – because the Fund may hold large positions in a small number of Underlying Funds, an increase or decrease in the value of such securities may have a greater impact on the Fund's value and total return. Funds that invest in a relatively small number of securities may be subject to greater volatility than a more diversified fund.

**Derivatives risk** – derivatives may be volatile and may involve significant risks. The underlying security, commodity, measure or other instrument on which a derivative is based, or the derivative itself, may not perform as expected. Normally derivatives involve leverage, which means that their use can significantly magnify the effect of price movements of the underlying securities or reference measures, disproportionately increasing a Fund's or Underlying Fund's losses and reducing the Fund's or Underlying Fund's opportunities for gains. Some derivatives have the potential for unlimited loss, including a loss that may be greater than the amount invested. They also present default risks if the counterparty to a derivatives contract fails to fulfill its obligations to the Fund or Underlying Fund. Certain derivatives held by a Fund or Underlying Fund may be illiquid, making it difficult to close out an unfavorable position.



## FUND SUMMARY: NVIT BLUEPRINT<sup>SM</sup> CONSERVATIVE FUND (cont.)

**Futures** – the prices of futures contracts typically are more volatile than those of stocks and bonds. Small movements in the values of the assets or measures underlying futures contracts can cause disproportionately larger losses to the Fund or an Underlying Fund. While futures may be more liquid than other types of derivatives, they may experience periods when they are less liquid than stocks, bonds or other investments.

**Options** – purchasing and writing put and call options are highly specialized activities and entail greater-than-ordinary investment risks. Investments in options are considered speculative. An option is an agreement that, for a premium payment or fee, gives the option holder (the purchaser) the right but not the obligation to buy (a “call option”) or sell (a “put option”) the underlying security or futures contract (or settle for cash an amount based on an underlying asset, rate or index) at a specified price (the “exercise price”) during a period of time or on a specified date. When the Underlying Fund writes (sells) an option, it profits if the option expires unexercised, because it retains the premium the buyer of the option paid. However, if the Underlying Fund writes a call option, it incurs the risk that the market price of the underlying security or futures contract could increase above the option’s exercise price. If this occurs, the option could be exercised and the Underlying Fund would be forced to sell the underlying security or futures contract at a lower price than its current market value. If the Underlying Fund writes a put option, it incurs the risk that the market value of the underlying security or futures contract could decrease below the option’s exercise price. If this occurs, the option could be exercised and the Underlying Fund would be forced to buy the underlying security or futures contract at a higher price than its current market value. When the Underlying Fund purchases an option, it will lose the premium paid for the option if the price of the underlying security or futures contract decreases or remains the same (in the case of a call option) or increases or remains the same (in the case of a put option). If an option purchased by the Underlying Fund were permitted to expire without being sold or exercised, its premium would represent a loss to the Fund.

**Swaps** – using swaps can involve greater risks than if an Underlying Fund were to invest directly in the underlying securities or assets. Because swaps often involve leverage, their use can significantly magnify the effect of price movements of the underlying securities or reference measures, disproportionately increasing an Underlying Fund’s losses and reducing the Underlying Fund’s opportunities for gains. Currently there are few central exchanges or markets for swap contracts, and therefore they may be less liquid than exchange-traded instruments. If a swap counterparty fails to meet its obligations under the contract, the Underlying Fund may lose money.

**Forwards** – using forwards can involve greater risks than if the Fund were to invest directly in the underlying securities or assets. Because forwards often involve leverage, their use can significantly magnify the effect of price movements of the underlying securities or reference measures, disproportionately increasing the Fund’s losses and reducing the Fund’s opportunities for gains. Currently there are few central exchanges or markets for forward contracts, and therefore they may be less liquid than exchange-traded instruments. If a forward counterparty fails to meet its obligations under the contract, the Fund may lose money.

**Short sales risk** – the Fund will suffer a loss if an Underlying Fund takes a short position in a security and the price of the security rises rather than falls. Short positions expose the Underlying Fund to the risk that it will be required to cover the short position at a time when the security has appreciated in value, thus resulting in a loss to the Fund. The Fund’s investment performance also will suffer if an Underlying Fund is required to close out a short position earlier than it had intended. In addition, an Underlying Fund may be subject to expenses related to short positions that typically are not associated with investing in securities directly (for example, costs of borrowing and margin account maintenance costs associated with the Underlying Fund’s open short positions). These expenses may impact negatively the performance of the Fund. Short positions introduce more risk to an Underlying Fund than long positions because the maximum sustainable loss on a security purchased (held long) is limited to the amount paid for the security plus the transaction costs, whereas there is no maximum attainable price of the security held in a short position. Therefore, in theory, securities held short present unlimited risk.

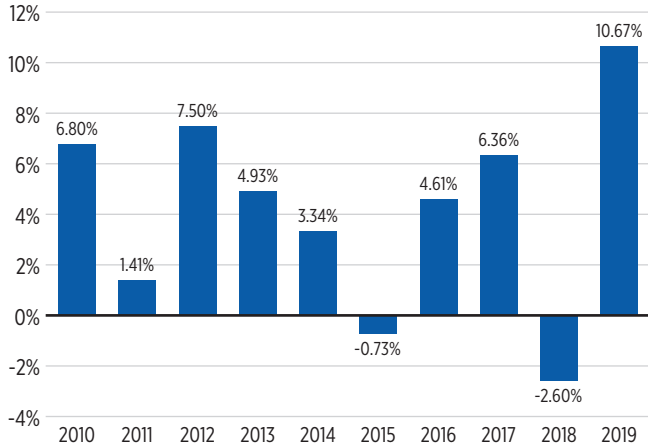
*Loss of money is a risk of investing in the Fund. An investment in the Fund is not a deposit of a bank and is not insured or guaranteed by the Federal Deposit Insurance Corporation or any other government agency.*

### Performance

The following bar chart and table provide some indication of the risks of investing in the Fund. The bar chart shows the volatility or variability of the Fund’s annual total returns over time and shows that Fund performance can change from year to year. The table shows the Fund’s average annual total returns for certain time periods compared to the returns of a comparable broad-based securities index. Remember, however, that past performance is not necessarily an indication of how the Fund will perform in the future. The returns shown in the bar chart and table do not include charges that will be imposed by variable insurance contracts. If these amounts were reflected, returns would be less than those shown.

## FUND SUMMARY: NVIT BLUEPRINT<sup>SM</sup> CONSERVATIVE FUND (cont.)

### Annual Total Returns – Class II Shares (Years Ended December 31,)



**Highest Quarter:** 4.68% – 1st qtr of 2019

**Lowest Quarter:** -3.58% – 3rd qtr of 2011

### Average Annual Total Returns (For the Periods Ended December 31, 2019)

	1 year	5 years	10 years
Class I Shares	10.77%	3.65%	4.25%
Class II Shares	10.67%	3.55%	4.16%
Morningstar® Conservative Target Risk Index (reflects no deduction for fees or expenses)	11.23%	4.05%	4.53%

## Portfolio Management

### Investment Adviser

Nationwide Fund Advisors

### Portfolio Managers

Portfolio Manager	Title	Length of Service with Fund
Christopher C. Graham	Chief Investment Officer	Since 2016
Keith P. Robinette, CFA	Senior Director of Asset Strategies	Since 2017
Andrew Urban, CFA	Senior Director of Asset Strategies	Since 2017

## Tax Information

The dividends and distributions paid by the Fund to the insurance company separate accounts will consist of ordinary income, capital gains, or some combination of both. Because shares of the Fund must be purchased through separate accounts used to fund variable insurance contracts, such dividends and distributions will be exempt from current taxation by contract holders if left to accumulate within a separate account. Consult the variable

insurance contract prospectus for additional tax information.

## Payments to Broker-Dealers and Other Financial Intermediaries

This Fund is only offered as an underlying investment option for variable insurance contracts. The Fund and its related companies may make payments to the sponsoring insurance companies (or their affiliates) for distribution and/or other services, and to broker-dealers and other financial intermediaries that distribute the variable insurance contracts. These payments may create a conflict of interest by influencing the insurance companies to include the Fund as an underlying investment option in the variable insurance contracts, and by influencing the broker-dealers and other financial intermediaries to distribute variable insurance contracts that include the Fund as an underlying investment option over other variable insurance contracts or to otherwise recommend the selection of the Fund as an underlying investment option by contract owners instead of other funds that also may be available investment options. The prospectus (or other offering document) for your variable insurance contract may contain additional information about these payments.

## HOW THE FUNDS INVEST: NVIT BLUEPRINT<sup>SM</sup> FUNDS

### Objectives

The NVIT Blueprint<sup>SM</sup> Aggressive Fund (“Aggressive Fund”) seeks maximum growth of capital consistent with a more aggressive level of risk as compared to other Blueprint<sup>SM</sup> Funds.

The NVIT Blueprint<sup>SM</sup> Moderately Aggressive Fund (“Moderately Aggressive Fund”) seeks growth of capital, but also seeks income consistent with a moderately aggressive level of risk as compared to other Blueprint<sup>SM</sup> Funds.

The NVIT Blueprint<sup>SM</sup> Capital Appreciation Fund (“Capital Appreciation Fund”) seeks growth of capital, but also seeks income consistent with a less aggressive level of risk as compared to other Blueprint<sup>SM</sup> Funds.

The NVIT Blueprint<sup>SM</sup> Moderate Fund (“Moderate Fund”) seeks a high level of total return consistent with a moderate level of risk as compared to other Blueprint<sup>SM</sup> Funds.

The NVIT Blueprint<sup>SM</sup> Balanced Fund (“Balanced Fund”) seeks a high level of total return through investment in both equity and fixed income securities.

The NVIT Blueprint<sup>SM</sup> Moderately Conservative Fund (“Moderately Conservative”) seeks a high level of total return consistent with a moderately conservative level of risk.

The NVIT Blueprint<sup>SM</sup> Conservative Fund (“Conservative Fund”) seeks a high level of total return consistent with a conservative level of risk as compared to other Blueprint<sup>SM</sup> Funds.

These investment objectives may be changed by the Nationwide Variable Insurance Trust’s Board of Trustees (the “Trust” and “Board of Trustees,” respectively) without shareholder approval upon 60 days’ written notice to shareholders.

### Purpose of the NVIT Blueprint<sup>SM</sup> Funds

The NVIT Blueprint<sup>SM</sup> Funds (“Funds” or “Blueprint Funds”) aim to provide various levels of potential capital appreciation and/or income at various levels of risk through diversification across traditional asset classes—U.S. stocks, international stocks and bonds, as applicable. Each of the Blueprint Funds is designed to provide a different asset allocation option corresponding to different investment goals ranging from the highest potential for growth with the highest amount of tolerance for risk, to the lowest potential for growth with the lowest amount of tolerance for risk, and highest potential for income. Each Fund is a “fund-of-funds,” which means that each Fund seeks to achieve its particular level of risk/return by investing the majority of its assets in a professionally selected mix of the Underlying Funds. Each of the Underlying Funds in turn invests in equity or fixed-income securities, as appropriate to its respective objective and strategies. Some Underlying Funds

may use futures, swaps and options, which are derivatives, either to hedge against investment risks, to obtain exposure to certain securities or groups of securities, to take short positions in certain securities, or otherwise to increase returns. Depending on its target risk level, each Fund invests different amounts in these asset classes and Underlying Funds to achieve its investment objective.

The Blueprint Funds are primarily designed:

- To help achieve an investor’s financial objectives through a professionally developed asset allocation program.
- To maximize long-term total returns at a given level of risk through broad diversification among several traditional asset classes.

In selecting a Fund, investors should consider their personal objectives, investment time horizons, risk tolerances, and financial circumstances.

Although the Funds seek to provide diversification across major asset classes, each Fund invests a significant portion of its assets in a small number of issuers (i.e., one or more Underlying Funds). However, each Fund may invest directly in securities and derivatives in addition to investing in Underlying Funds. Further, most of the Underlying Funds in which each Fund invests are diversified.

### Principal Investment Strategies

For each Blueprint Fund, the investment adviser (“Adviser”) establishes an anticipated allocation among different asset classes appropriate for the particular Fund’s risk profile and individual strategies. The Adviser bases this decision on the expected return potential, the anticipated risks and the volatility of each asset class. Further, the Adviser evaluates how various combinations of these asset classes can best pursue each Blueprint Fund’s investment objective.

Shares of each Blueprint Fund are offered to separate accounts of Nationwide Life Insurance Company and Nationwide Life and Annuity Insurance Company (collectively, “Nationwide Life”) as an investment option under variable annuity contracts or variable life insurance policies (“Variable Insurance Contracts”) which may contain certain guarantees. The Adviser and Nationwide Life are each wholly owned subsidiaries of Nationwide Mutual Insurance Company, which means that Nationwide Life is affiliated with the Adviser. Consequently, the Adviser’s allocations may take into account Nationwide Life’s considerations related to reduction of its investment risk and its ability to hedge its risk in issuing guarantees on Variable Insurance Contracts. For additional information, please see “Fund Management—Investment Adviser” on page 48.

Once the asset allocation is determined, the Adviser selects the Underlying Funds it believes most appropriate to represent the various asset classes. Where more than one Underlying Fund can be used for a single asset class, the

## HOW THE FUNDS INVEST: NVIT BLUEPRINT<sup>SM</sup> FUNDS (cont.)

Adviser also evaluates which Underlying Fund, or what combination of Underlying Funds, best represents the potential risks and benefits of that asset class. In selecting Underlying Funds, the Adviser considers a variety of factors in the context of current economic and market conditions, including each Underlying Fund's investment strategies, risk profile and historical performance. The investment adviser generally sells shares of Underlying Funds in order to meet target allocations or shareholder redemption activity.

### About Asset Classes

An "Asset Class" is a specific category of assets or investments. Examples of asset classes are stocks, bonds, foreign securities and money market instruments. Within each asset class there may be several different types of assets. For example, a "stock" asset class may contain common stocks and/or preferred stocks; large-cap and/or small-cap stocks; domestic or international stocks; and growth or value stocks. Each asset class, and each type of asset within that asset class, offers a different type of potential benefit and risk level. For example, "stock" assets may generally be expected to provide a higher potential growth rate, but may require a longer time horizon and more risk than you would expect from most "bond" assets. By combining the various asset classes described below, in different percentage combinations, each Blueprint Fund seeks to provide different levels of potential risk and rewards.

Set forth below are the asset classes in which each Blueprint Fund invests, as appropriate to its specific investment objective and risk profile:

#### U.S. Stocks

- **Large-Cap Stocks** – stocks issued by companies that have market capitalizations similar to those of companies included in the Russell 1000<sup>®</sup> Index, ranging from \$823.7 million to \$1.3 trillion as of December 31, 2019.
- **Small-Cap Stocks** – stocks issued by companies that have market capitalizations similar to those of companies included in the Russell 2000<sup>®</sup> Index, the largest of which was \$8.3 billion as of December 31, 2019.

**International Stocks** – stocks that trade on markets or are issued by companies that are located in, or derive a significant portion of their earnings or revenues from, countries around the world other than the United States. These may include both developed market countries as well as emerging market countries, which are developing and low- or middle-income countries such as those that are included in the MSCI Emerging Markets<sup>®</sup> Index. Emerging market countries typically may be found in regions such as Asia, Latin America, Eastern Europe, the Middle East and Africa.

**Bonds** – fixed-income and other debt securities that represent an obligation by the issuer to pay a specified rate

of interest or income at specified times, such as corporate bonds, bonds issued by a government or its agencies, asset-backed securities or mortgage-backed securities. Bonds may include investment grade securities (i.e., rated in the four highest rating categories by a nationally recognized statistical rating organization, such as Moody's, Standard & Poor's and Fitch), as well as high-yield bonds, which are rated below investment grade.

### The Underlying Funds

Although each Blueprint Fund strives to provide diversification across major asset classes, each Fund invests a significant portion of its assets in a small number of issuers (i.e., one or more Underlying Funds). However, each Fund may invest directly in securities and derivatives in addition to investing in Underlying Funds. Further, most of the Underlying Funds in which each Fund invests are diversified.

Set forth below are the Underlying Funds selected as of the date of this Prospectus to represent each asset class. The Adviser reserves the right to add, delete or change the Underlying Funds selected to represent the asset classes without notice to shareholders.

ASSET CLASS	UNDERLYING FUNDS
<b>Large-Cap Stocks</b>	<b>NVIT U.S. 130/30 EQUITY FUND.</b> This Underlying Fund seeks long-term growth of capital by taking long and short positions in stocks of large-capitalization companies.
	<b>NVIT GS LARGE CAP EQUITY INSIGHTS FUND.</b> This Underlying Fund seeks long-term growth of capital and dividend income by investing in large-cap U.S. issuers.
<b>Small-Cap Stocks</b>	<b>NVIT GS SMALL CAP EQUITY INSIGHTS FUND.</b> This Underlying Fund seeks long-term growth of capital by investing in small-cap U.S. issuers.

## HOW THE FUNDS INVEST: NVIT BLUEPRINT<sup>SM</sup> FUNDS (cont.)

ASSET CLASS	UNDERLYING FUNDS
International Stocks	<b>NATIONWIDE INTERNATIONAL SMALL CAP FUND.</b> This Underlying Fund seeks to provide long-term capital growth by investing in equity securities of non-U.S. small-cap companies.
	<b>NVIT EMERGING MARKETS FUND.</b> This Underlying Fund seeks long-term capital growth by investing primarily in equity securities of companies located in emerging market countries.
	<b>NVIT GS EMERGING MARKETS EQUITY INSIGHTS FUND.</b> This Underlying Fund seeks long-term growth of capital by investing in equity securities of emerging country issuers.
	<b>NVIT GS INTERNATIONAL EQUITY INSIGHTS FUND.</b> This Underlying Fund seeks long-term growth of capital by investing in equity investments in non-U.S. issuers.

ASSET CLASS	UNDERLYING FUNDS
Bonds	<b>NVIT CORE BOND FUND or NATIONWIDE BOND FUND.</b> These Underlying Funds seek a high level of current income consistent with preserving capital by investing at least 80% of their net assets in fixed-income securities that are investment grade, including corporate bonds, U.S. government securities and mortgage-backed and asset-backed securities.
	<b>NVIT CORE PLUS BOND FUND.</b> This Underlying Fund seeks long-term total return, consistent with reasonable risk, by investing in a diversified portfolio of different types of investment grade and non-investment grade fixed-income securities.
	<b>NATIONWIDE INFLATION-PROTECTED SECURITIES FUND.</b> This Underlying Fund seeks to provide inflation protection and income consistent with investment in inflation-indexed securities.
	<b>NVIT SHORT TERM BOND FUND.</b> This Underlying Fund seeks to provide a high level of current income while preserving capital and minimizing fluctuations in share value by investing primarily in U.S. government securities, mortgage- and asset-backed securities, commercial paper and corporate bonds that are investment grade.
	<b>DOUBLELINE NVIT TOTAL RETURN TACTICAL FUND.</b> This Underlying Fund seeks to maximize total return by employing a flexible investment approach, allocating across different types of fixed-income, or debt, securities.

***Please see the Appendix for additional information about each of the Underlying Funds in which the Funds may invest as of the date of this Prospectus.***

## HOW THE FUNDS INVEST: NVIT BLUEPRINT<sup>SM</sup> FUNDS (cont.)

Nationwide Fund Advisors (the “Adviser”) establishes an anticipated allocation among different asset classes appropriate for each Fund’s risk profile and individual strategies. The Adviser bases this decision on the expected return potential, the anticipated risks and the volatility of each asset class. Within each anticipated asset class allocation, the Adviser selects the Underlying Funds, and the percentage of the Fund’s assets that will be allocated to each such Underlying Fund.

The table below shows the approximate allocations for each Fund, stated as a percentage of the Fund’s net assets as of the effective date of this Prospectus. However, due to market value fluctuations or other factors, actual allocations may vary over time. In addition, the asset class allocations themselves may change over time in order for each Fund to meet its respective objective or as economic and/or market conditions warrant.

Investors should be aware that the Adviser applies a long-term investment horizon with respect to each Fund, and therefore, allocation changes are not likely to be made in response to short-term market conditions. The Adviser reserves the right to add or delete asset classes or to change the allocations at any time and without notice. The Funds may also invest in other mutual funds or ETFs not identified in the Appendix, including unaffiliated mutual funds or ETFs that are chosen either to complement or replace the Underlying Funds.

Information concerning each Fund’s actual allocations to Underlying Funds will be available in each Fund’s semiannual and annual report and on the Trust’s internet site ([nationwide.com/mutualfunds/nvit](http://nationwide.com/mutualfunds/nvit)) from time to time.

	Aggressive Fund	Moderately Aggressive Fund	Capital Appreciation Fund	Moderate Fund	Balanced Fund	Moderately Conservative Fund	Conservative Fund
<b>U.S. STOCKS</b>	54%	49%	44%	37%	30%	25%	13%
<b>INTERNATIONAL STOCKS</b>	36%	31%	26%	23%	20%	15%	7%
<b>BONDS</b>	10%	20%	30%	40%	50%	60%	80%



## RISKS OF INVESTING IN THE FUNDS

As with all mutual funds, investing in Nationwide Funds involves certain risks. There is no guarantee that a Fund will meet its investment objective or that a Fund will perform as it has in the past. Loss of money is a risk of investing in the Funds. An investment in the Fund is not a deposit of a bank and is not insured or guaranteed by the Federal Deposit Insurance Corporation or any other government agency.

The following information relates to the principal risks of investing in the Funds, as identified in the “Fund Summary” and “How the Funds Invest” sections for each Fund. A Fund or an Underlying Fund may invest in or use other types of investments or strategies not shown below that do not represent principal strategies or raise principal risks. More information about these non-principal investments, strategies and risks is available in the Funds’ Statement of Additional Information (“SAI”).

### Risks Associated with a Fund-of-Funds Structure

**Fund-of-funds risk** – there are certain risks associated with a structure whereby a Fund invests primarily in other mutual funds. These risks include the following:

- **Underlying Fund Expenses:** because each Fund owns shares of the Underlying Funds, shareholders of a Fund will indirectly pay a proportional share of the fees and expenses, including applicable management, administration and custodian fees, of the Underlying Funds in which the Funds invest. The Underlying Funds do not charge any front-end sales loads, contingent deferred sales charges or Rule 12b-1 fees.
- **Performance:** each Fund’s investment performance is directly tied to the performance of the Underlying Funds in which it invests. If one or more of the Underlying Funds fails to meet its investment objective, a Fund’s performance could be negatively affected. There can be no assurance that any Fund or Underlying Fund will achieve its investment objective.
- **Asset Allocation:** each Fund is subject to different levels and combinations of risk based on its actual allocation among the various asset classes and Underlying Funds. Each Fund will be affected to varying degrees by stock and bond market risks, among others. The potential impact of the risks related to an asset class depends on the size of a Fund’s investment allocation to it.
- **Strategy:** there is the risk that the Adviser’s evaluations and allocation among asset classes and Underlying Funds may be incorrect. Further, the Adviser may add or delete Underlying Funds, or alter a Fund’s asset allocation at its discretion. A material change in the Underlying Funds selected or in asset allocation (or the lack thereof) could affect both the level of risk and the potential for gain or loss.
- **Conflict of Interest:** the Adviser has the authority to select and replace Underlying Funds. In doing so, the Adviser is subject to a conflict of interest because the Adviser is

also the investment adviser to most, if not all, of the Underlying Funds. The Adviser receives advisory fees from affiliated Underlying Funds and, therefore, has an incentive to invest a Fund’s assets in affiliated Underlying Funds instead of unaffiliated Underlying Funds. In addition, the Adviser might have an interest in making an investment in an affiliated Underlying Fund, or in maintaining an existing investment in an affiliated Underlying Fund, in order to benefit that affiliated Underlying Fund (for example, by assisting the affiliated Underlying Fund in achieving or maintaining scale). Notwithstanding the foregoing, the Adviser has a fiduciary duty to the Blueprint Funds and must act in the best interest of each Blueprint Fund.

**Exchange-traded funds risk** – when a Fund invests in an exchange-traded fund (“ETF”), you will indirectly bear fees and expenses charged by the ETF in addition to a Fund’s direct fees and expenses. In addition, a Fund may be affected by losses of the ETF and the level of risk arising from the investment practices of the ETF (such as the use of leverage by the ETF). A Fund has no control over the investments and related risks taken by the ETF in which it invests. Additionally, investments in ETFs are also subject to the following risks: (i) the market price of an ETF’s shares may trade above or below their net asset value; (ii) an active trading market for an ETF’s shares may not develop or be maintained; or (iii) trading of an ETF’s shares may be halted for a number of reasons.

**Limited portfolio holdings risk** – because a Fund may hold large positions in a small number of Underlying Funds, an increase or decrease in the value of such securities may have a greater impact on a Fund’s value and total return. Funds that invest in a relatively small number of securities may be subject to greater volatility than a more diversified fund.

Funds that invest in a relatively small number of securities may be subject to greater volatility than a more diversified fund.

**Management risk** – each Fund is subject to the risk that the methods and analyses employed by the Fund’s investment adviser, or by an Underlying Fund’s investment adviser or subadvisers, may not produce the desired results. This could cause a Fund to lose value or its results to lag those of relevant benchmarks or other funds with similar objectives.

**Market risk** – market risk is the risk that one or more markets in which a Fund or an Underlying Fund invests will go down in value, including the possibility that the markets will go down sharply and unpredictably. In particular, market risk, including political, regulatory, market, economic and social developments, and developments that impact specific economic sectors, industries or segments of the market, can affect the value of a Fund’s or an Underlying Fund’s investments. In addition, turbulence in financial markets and reduced liquidity in the markets may

## RISKS OF INVESTING IN THE FUNDS (cont.)

negatively affect many issuers, which could adversely affect a Fund or an Underlying Fund. These risks may be magnified if certain social, political, economic and other conditions and events (such as natural disasters, epidemics and pandemics, terrorism, conflicts and social unrest) adversely interrupt the global economy; in these and other circumstances, such events or developments might affect companies worldwide and therefore can affect the value of a Fund's or an Underlying Fund's investments.

### Risks Associated with U.S. and International Stocks

**Equity securities risk** – the possibility that an Underlying Fund could lose value if the individual equity securities in which the Underlying Fund has invested and/or the overall stock markets in which the stocks trade decline in price. Stocks and stock markets may experience short-term volatility (price fluctuation) as well as extended periods of decline or little growth. Individual stocks are affected by many factors, including:

- corporate earnings;
- production;
- management and
- sales and market trends, including investor demand for a particular type of stock, such as growth or value stocks, small- or large-capitalization stocks, or stocks within a particular industry.

**Short sales risk** – a Fund will suffer a loss if an Underlying Fund takes a short position in a security and the price of the security rises rather than falls. Short positions expose the Underlying Fund to the risk that it will be required to cover the short position at a time when the security has appreciated in value, thus resulting in a loss to a Fund. A Fund's investment performance also will suffer if an Underlying Fund is required to close out a short position earlier than it had intended. In addition, a Fund may be subject to expenses related to short positions that typically are not associated with investing in securities directly (for example, costs of borrowing and margin account maintenance costs associated with the Underlying Fund's open short positions). These expenses may impact negatively the performance of a Fund. Short positions introduce more risk to a Fund than long positions because the maximum sustainable loss on a security purchased (held long) is limited to the amount paid for the security plus the transaction costs, whereas there is no maximum attainable price of the security held in a short position. Therefore, in theory, securities held short present unlimited risk.

**Smaller company risk** – in general, stocks of smaller and medium-sized companies (including micro- and mid-cap companies) trade in lower volumes, may be less liquid, and are subject to greater or more unpredictable price changes than stocks of large-cap companies or the market overall. Smaller companies may have limited product lines or

markets, be less financially secure than larger companies or depend on a smaller number of key personnel. If adverse developments occur, such as due to management changes or product failures, a Fund's investment in a smaller company may lose substantial value. Investing in smaller companies (including micro- and mid-cap companies) requires a longer-term investment view and may not be appropriate for all investors.

### Risks Associated with Fixed-Income Securities (Bonds)

**Interest rate risk** – increases in interest rates may decrease the value of debt securities held by an Underlying Fund. In general, prices of fixed-income securities decline when interest rates rise and increase when interest rates fall. Typically, the longer the maturity of a debt security, the more sensitive the debt security's price will be to interest rate changes. Currently, interest rates are at or near historic lows, which may increase the Fund's exposure to the risks associated with rising interest rates. Recent and potential future changes in government policy may affect interest rates.

*Floating- and variable-rate securities* – floating-rate securities have interest rates that vary with changes to a specific measure, such as the Treasury bill rate. Variable-rate securities have interest rates that change at preset times based on the specific measure. Some floating- and variable-rate securities may be callable by the issuer, meaning that they can be paid off before their maturity date and the proceeds may be required to be invested in lower yielding securities that reduce the Fund's or Underlying Fund's income. Like other fixed-income securities, floating- and variable-rate securities are subject to interest rate risk.

*Inflation* – the risk to investments caused by market expectations of higher prices for goods and services. Inflationary expectations are generally associated with higher interest rates and, accordingly, higher yields and lower prices on fixed-rate debt securities. Because inflation reduces the purchasing power of income produced by existing fixed-rate debt securities, such as bonds and notes, the prices at which these securities trade will be reduced to compensate for the fact that the income they produce is worth less. This potential decrease in market value would be the measure of the inflation risk incurred by a Fund.

**Credit risk** – the risk that the issuer of a debt security may default if it is unable to make required interest payments and/or principal repayments when they are due. If an issuer defaults, the Fund may lose money. The degree of credit risk depends on both the financial condition of the issuer and the terms of the obligation. Changes in an issuer's credit rating or the market's perception of an issuer's credit risk can adversely affect the prices of the securities an Underlying Fund owns. A corporate event such as a restructuring, merger, leveraged buyout, takeover, or similar

## RISKS OF INVESTING IN THE FUNDS (cont.)

action may cause a decline in market value of an issuer's securities or credit quality of its bonds due to factors including an unfavorable market response or a resulting increase in the company's debt. Added debt may reduce significantly the credit quality and market value of a company's bonds, and may thereby affect the value of its equity securities as well. High-yield bonds, which are rated below investment grade, are generally more exposed to credit risk than investment grade securities.

*Credit ratings* – “investment grade” securities are those rated in one of the top four rating categories by nationally recognized statistical rating organizations, such as Moody's or Standard & Poor's, or unrated securities judged by the Underlying Fund's subadviser to be of comparable quality. Obligations rated in the fourth-highest rating category by any rating agency are considered medium-grade securities. Medium-grade securities, although considered investment grade, have speculative characteristics and may be subject to greater fluctuations in value than higher-rated securities. In addition, the issuers of medium-grade securities may be more vulnerable to adverse economic conditions or changing circumstances than issuers of higher-rated securities. High-yield bonds (i.e., “junk bonds”) are those that are rated below the fourth highest rating category, and therefore are not considered to be investment grade. Ratings of securities purchased by an Underlying Fund generally are determined at the time of their purchase. Any subsequent rating downgrade of a debt obligation will be monitored generally by the Underlying Fund's subadviser to consider what action, if any, it should take consistent with its investment objective. There is no requirement that any such securities must be sold if downgraded.

Credit ratings evaluate the expectation that scheduled interest and principal payments will be made in a timely manner. They do not reflect any judgment of market risk. Credit ratings do not provide assurance against default or loss of money. For example, rating agencies might not always change their credit rating of an issuer in a timely manner to reflect events that could affect the issuer's ability to make scheduled payments on its obligations. If a security has not received a rating, the Fund must rely entirely on the credit assessment of the Underlying Fund's subadviser.

*U.S. government and U.S. government agency securities* – neither the U.S. government nor its agencies guarantee the market value of their securities, and interest rate changes, prepayments and other factors may affect the value of government securities. Some of the securities purchased by a Fund are issued by the U.S. government, such as Treasury notes, bills and bonds, and Government National Mortgage Association (“GNMA”) pass-through certificates, and are backed by the “full faith and credit” of the U.S. government (the U.S. government has the power to tax its citizens to pay these debts) and may be subject to less credit risk. Securities issued by U.S. government agencies, authorities or instrumentalities, such as the Federal Home Loan Banks,

Federal National Mortgage Association (“FNMA”) and Federal Home Loan Mortgage Corporation (“FHLMC”), are neither issued nor guaranteed by the U.S. government. Although FNMA, FHLMC and the Federal Home Loan Banks are chartered by Acts of Congress, their securities are backed only by the credit of the respective instrumentality. Investors should remember that although certain government securities are guaranteed, market price and yield of the securities or net asset value and performance of the Funds are not guaranteed.

**High-yield bonds risk** – to the extent an Underlying Fund invests in high-yield bonds (often referred to as, “junk bonds”) and other lower-rated bonds, the Underlying Fund will be subject to substantial risk of loss. Investments in these securities are considered speculative. Issuers of these securities are generally considered to be less financially secure and less able to repay interest and principal than issuers of investment grade securities. Prices of high-yield bonds tend to be very volatile. These securities are less liquid than investment grade debt securities and may be difficult to price or sell, particularly in times of negative sentiment toward high-yield bonds. An Underlying Fund's investments in lower-rated securities may involve the following specific risks:

- greater risk of loss due to default because of the increased likelihood that adverse economic or company-specific events will make the issuer unable to pay interest and/or principal when due;
- wider price fluctuations due to changing interest rates and/or adverse economic and business developments and
- greater risk of loss due to declining credit quality.

**Asset-backed securities risk** – like traditional fixed-income securities, the value of asset-backed securities typically increases when interest rates fall and decreases when interest rates rise. Certain asset-backed securities may also be subject to the risk of prepayment. In a period of declining interest rates, borrowers may pay what they owe on the underlying assets more quickly than anticipated. Prepayment reduces the yield to maturity and the average life of the asset-backed securities. In addition, when a Fund reinvests the proceeds of a prepayment, it may receive a lower interest rate. In a period of rising interest rates, prepayments may occur at a slower rate than expected. As a result, the average maturity of a Fund's portfolio may increase. The value of longer-term securities generally changes more in response to changes in interest rates than shorter-term securities.

The credit quality of most asset-backed securities depends primarily on the credit quality of the assets underlying such securities, how well the entity issuing the security is insulated from the credit risk of the originator or any other affiliated entities, and the amount and quality of any credit enhancement of the securities. Unlike mortgage-backed

## RISKS OF INVESTING IN THE FUNDS (cont.)

securities, asset-backed securities may not have the benefit of or be able to enforce any security interest in the related asset.

**Mortgage-backed securities risk** – these fixed-income securities represent the right to receive a portion of principal and/or interest payments made on a pool of residential or commercial mortgage loans. When interest rates fall, borrowers may refinance or otherwise repay principal on their loans earlier than scheduled. When this happens, certain types of mortgage-backed securities will be paid off more quickly than anticipated and a Fund will have to invest the proceeds in securities with lower yields. This risk is known as “prepayment risk.” Prepayment might also occur due to foreclosures on the underlying mortgage loans. When interest rates rise, certain types of mortgage-backed securities will be paid off more slowly than originally anticipated and the value of these securities will fall if the market perceives the securities’ interest rates to be too low for a longer-term investment. This risk is known as “extension risk.” Because of prepayment risk and extension risk, mortgage-backed securities react differently to changes in interest rates than other fixed-income securities. Small movements in interest rates (both increases and decreases) may quickly and significantly reduce the value of certain mortgage-backed securities. Through its investments in mortgage-backed securities, including those issued by private lenders, a Fund may have some exposure to subprime loans, as well as to the mortgage and credit markets generally. Subprime loans refer to loans made to borrowers with weakened credit histories or with a lower capacity to make timely payments to their loans. For these reasons, the loans underlying these securities have had in many cases higher default rates than those loans that meet government underwriting requirements. The risk of non-payment is greater for mortgage-backed securities issued by private lenders that contain subprime loans, but a level of risk exists for all loans.

*Extension risk* – the risk that principal repayments will not occur as quickly as anticipated, causing the expected maturity of a security to increase. Rapidly rising interest rates may cause prepayments to occur more slowly than expected, thereby lengthening the duration of the securities held by an Underlying Fund and making their prices more sensitive to rate changes and more volatile if the market perceives the securities’ interest rates to be too low for a longer-term investment.

**Prepayment and call risk** – the risk that as interest rates decline debt issuers may repay or refinance their loans or obligations earlier than anticipated. For example, the issuers of mortgage- and asset-backed securities may repay principal in advance. This forces a Fund or Underlying Fund to reinvest the proceeds from the principal prepayments at lower interest rates, which reduces a Fund’s or Underlying Fund’s income.

In addition, changes in prepayment levels can increase the volatility of prices and yields on mortgage- and asset-backed securities. If a Fund or Underlying Fund pays a premium (a price higher than the principal amount of the bond) for a mortgage- or asset-backed security and that security is prepaid, a Fund or Underlying Fund may not recover the premium, resulting in a capital loss.

### Risks Associated with International Stocks and Bonds

**Foreign securities risk** – foreign stocks and bonds may be more volatile, harder to price and less liquid than U.S. securities. Foreign investments involve some of the following risks:

- political and economic instability;
- the impact of currency exchange rate fluctuations;
- sanctions imposed by other foreign governments, including the United States;
- reduced information about issuers;
- higher transaction costs;
- less stringent regulatory and accounting standards and
- delayed settlement.

Additional risks include the possibility that a foreign jurisdiction might impose or increase withholding taxes on income payable with respect to foreign securities; the possible seizure, nationalization or expropriation of the issuer or foreign deposits (in which the Fund could lose its entire investment in a certain market); and the possible adoption of foreign governmental restrictions such as exchange controls.

*Regional* – adverse conditions in a certain region can adversely affect securities of issuers in other countries whose economies appear to be unrelated. To the extent that a Fund invests a significant portion of its assets in a specific geographic region, a Fund will generally have more exposure to regional economic risks. In the event of economic or political turmoil or a deterioration of diplomatic relations in a region or country where a substantial portion of a Fund’s assets are invested, the Fund may experience substantial illiquidity or losses.

*Foreign currencies* – foreign securities may be denominated or quoted in currencies other than the U.S. dollar. Changes in foreign currency exchange rates affect the value of an Underlying Fund’s portfolio. Generally, when the U.S. dollar rises in value against a foreign currency, a security denominated in that currency loses value because the currency is worth fewer U.S. dollars. Conversely, when the U.S. dollar decreases in value against a foreign currency, a security denominated in that currency gains value because the currency is worth more U.S. dollars.

*Foreign custody* – an Underlying Fund that invests in foreign securities may hold such securities and cash in foreign banks and securities depositories. Some foreign



## RISKS OF INVESTING IN THE FUNDS (cont.)

banks and securities depositories may be recently organized or new to the foreign custody business, and there may be limited or no regulatory oversight of their operations. The laws of certain countries may put limits on an Underlying Fund's ability to recover its assets if a foreign bank, depository or issuer of a security, or any of their agents, goes bankrupt. In addition, it is often more expensive for an Underlying Fund to buy, sell and hold securities in certain foreign markets than in the United States. The increased expense of investing in foreign markets reduces the amount an Underlying Fund can earn on its investments and typically results in a higher operating expense ratio for an Underlying Fund holding assets outside the United States.

*Depository receipts* – investments in foreign securities may be in the form of depository receipts, such as American Depositary Receipts (ADRs), European Depositary Receipts (EDRs) and Global Depositary Receipts (GDRs), which typically are issued by local financial institutions and evidence ownership of the underlying securities. Depository receipts are generally subject to the same risks as the foreign securities that they evidence or into which they may be converted. Depository receipts may or may not be jointly sponsored by the underlying issuer. The issuers of unsponsored depository receipts are not obligated to disclose information that is, in the United States, considered material. Therefore, there may be less information available regarding these issuers and there may not be a correlation between such information and the market value of the depository receipts. Certain depository receipts are not listed on an exchange and therefore may be considered to be illiquid securities.

### Additional Principal Risks that May Affect the Funds

**Liquidity risk** – the risk that a security cannot be sold, or cannot be sold quickly, at an acceptable price. An inability to sell a portfolio position can adversely affect an Underlying Fund's value or prevent an Underlying Fund from being able to take advantage of other investment opportunities. Liquidity risk may also refer to the risk that an Underlying Fund will be unable to pay redemption proceeds within the allowable time period because of unusual market conditions, an unusually high volume of redemption requests, or other reasons. To meet redemption requests, an Underlying Fund may be forced to sell liquid securities at unfavorable times and conditions. Underlying Funds that invest in fixed-income securities and foreign securities will be especially subject to the risk that during certain periods, the liquidity of particular issuers will shrink or disappear suddenly and without warning as a result of adverse economic, market or political events, or adverse investor perceptions, whether or not accurate.

**Derivatives risk** – a derivative is a contract or investment, the value of which is based on the performance of an

underlying financial asset, index or other measure. For example, the value of a futures contract changes based on the value of the underlying security or index commodity or security. Derivatives often involve leverage, which means that their use can significantly magnify the effect of price movements of the underlying assets or reference measures, disproportionately increasing the Fund's or Underlying Fund's losses and reducing the Fund's or Underlying Fund's opportunities for gains when the financial asset or measure to which the derivative is linked changes in unexpected ways. Some risks of investing in derivatives include:

- the other party to the derivatives contract may fail to fulfill its obligations;
- their use may reduce liquidity and make the Fund or Underlying Fund harder to value, especially in declining markets and
- when used for hedging purposes, changes in the value of derivatives may not match or fully offset changes in the value of the hedged portfolio securities, thereby failing to achieve the original purpose for using the derivatives.

*Futures contracts* – the volatility of futures contract prices has been historically greater than the volatility of stocks and bonds. Because futures generally involve leverage, their use can significantly magnify the effect of price movements of the underlying securities or reference measures, disproportionately increasing the Fund's or Underlying Fund's losses and reducing the Fund's or Underlying Fund's opportunities for gains. While futures may be more liquid than other types of derivatives, the liquidity of the futures market depends on participants entering into offsetting transactions rather than making or taking delivery. To the extent participants decide to make or take delivery, liquidity in the futures market could be reduced. In addition, futures exchanges often impose a maximum permissible price movement on each futures contract for each trading session. The Fund or Underlying Fund may be disadvantaged if it is prohibited from executing a trade outside the daily permissible price movement.

*Options* – an option is an agreement that, for a premium payment or fee, gives the option holder (the purchaser) the right but not the obligation to buy (a "call option") or sell (a "put option") the underlying security or futures contract (or settle for cash of an amount based on an underlying asset, rate or index) at a specified price (the "exercise price") during a period of time or on a specified date. Investments in options are considered speculative. When the Underlying Fund writes (sells) an option, it profits if the option expires unexercised, because it retains the premium the buyer of the option paid. However, if the Underlying Fund writes a call option, it incurs the risk that the market price of the underlying security or futures contract could increase above the option's exercise price. If this occurs, the option could be exercised and the Underlying Fund would be forced to sell the underlying security or futures contract at a lower

## RISKS OF INVESTING IN THE FUNDS (cont.)

price than its current market value. If the Underlying Fund writes a put option, it incurs the risk that the market value of the underlying security or futures contract could decrease below the option's exercise price. If this occurs, the option could be exercised and the Underlying Fund would be forced to buy the underlying security or futures contract at a higher price than its current market value. When the Underlying Fund purchases an option, it will lose the premium paid for the option if the price of the underlying security or futures contract decreases or remains the same (in the case of a call option) or increases or remains the same (in the case of a put option). If an option purchased by the Underlying Fund were permitted to expire without being sold or exercised, its premium would represent a loss to the Fund.

Purchasing and writing put and call options are highly specialized activities and entail greater-than-ordinary investment risks. To the extent that the Fund invests in over-the-counter options, the Underlying Fund may be exposed to credit risk with regard to parties with whom it trades and also may bear the risk of settlement default. These risks may differ materially from those entailed in exchange-traded transactions, which generally are backed by clearing-organization guarantees, daily marking-to-market and settlement, and segregation and minimum capital requirement applicable to intermediaries. Transactions entered directly between two counterparties generally do not benefit from such protections and expose the parties to the risk of counterparty default.

*Swap transactions* – the use of swaps is a highly specialized activity which involves investment techniques, risk analyses and tax planning different from those associated with ordinary portfolio securities transactions. Although certain swaps have been designated for mandatory central clearing, swaps are still privately negotiated instruments featuring a high degree of customization. Some swaps may be complex and valued subjectively. Swaps also may be subject to pricing or “basis” risk, which exists when a particular swap becomes extraordinarily expensive relative to historical prices or the price of corresponding cash market instruments. Because swaps often involve leverage, their use can significantly magnify the effect of price movements of the underlying securities or reference measures, disproportionately increasing the Underlying Fund's losses and reducing the Underlying Fund's opportunities for gains. At present, there are few central exchanges or markets for certain swap transactions. Therefore, such swaps may be less liquid than exchange-traded swaps or instruments. In addition, if a swap counterparty defaults on its obligations under the contract, the Underlying Fund could sustain significant losses.

*Forwards* – using forwards can involve greater risks than if a Fund were to invest directly in the underlying securities or assets. Because forwards often involve leverage, their

use can significantly magnify the effect of price movements of the underlying securities or reference measures, disproportionately increasing the Fund's losses and reducing the Fund's opportunities for gains. Currently there are few central exchanges or markets for forward contracts, and therefore they may be less liquid than exchange-traded instruments. If a forward counterparty fails to meet its obligations under the contract, a Fund may lose money.

*Currency exposure* – a Fund's investments in currency futures and forward foreign currency exchange contracts (collectively, “currency contracts”) may involve a small investment relative to the amount of risk assumed. To the extent the Fund enters into these transactions, its success will depend on the subadviser's ability to predict market movements, and their use may have the opposite effect of that intended. Risks include potential loss due to the imposition of controls by a government on the exchange of foreign currencies, the loss of any premium paid to enter into the transaction, delivery failure, default by the other party, or inability to close out a position because the trading market becomes illiquid. Currency contracts may reduce the risk of loss from a change in the value of a currency, but they also limit any potential gains and do not protect against fluctuations in the value of the underlying security.

*Leverage* – leverage may be created when an investment exposes a Fund or Underlying Fund to a risk of loss that exceeds the amount invested. Certain derivatives provide the potential for investment gain or loss that may be several times greater than the change in the value of an underlying security, asset, interest rate, index or currency, resulting in the potential for a loss that may be substantially greater than the amount invested. Some leveraged investments have the potential for unlimited loss, regardless of the size of the initial investment. Because leverage can magnify the effects of changes in the value of the Fund or Underlying Fund and make the Fund's or Underlying Fund's share price more volatile, a shareholder's investment in the Fund may be more volatile, resulting in larger gains or losses in response to the fluctuating prices of the Fund's or Underlying Fund's investments. Further, the use of leverage may require the Fund or Underlying Fund to maintain assets as “cover,” maintain segregated asset accounts, or make margin payments, which might impair the Fund's or Underlying Fund's ability to sell a portfolio security or make an investment at a time when it would otherwise be favorable to do so, or require that the Fund or Underlying Fund sell a portfolio security at a disadvantageous time.

Nationwide Fund Advisors, although registered as a commodity pool operator under the Commodity Exchange Act (“CEA”), has claimed exclusion from the definition of the term “commodity pool operator” under the CEA with respect to the Funds and, therefore, is not subject to the regulation as a commodity pool operator under the CEA in its management of the Funds.



## RISKS OF INVESTING IN THE FUNDS (cont.)

The U.S. Securities and Exchange Commission has proposed new regulation of funds' use of derivative instruments. The extent and impact of the regulation are not yet fully known and may not be for some time. New regulation of derivatives may make derivatives more costly, may limit the availability of derivatives or may otherwise adversely affect the value or performance of derivatives.

\* \* \* \* \*

**Temporary investments** – each Fund generally will be fully invested in accordance with its objective and strategies. However, pending investment of cash balances, in anticipation of possible redemptions, or if a Fund's management believes that business, economic, political or financial conditions warrant, each Fund may invest without limit in high-quality fixed-income securities, cash or money market cash equivalents. The use of temporary investments therefore is not a principal strategy, as it prevents each Fund from fully pursuing its investment objective, and the Fund may miss potential market upswings.

A Fund may invest in or use other types of investments or strategies not shown here that do not represent principal strategies or raise principal risks. More information about these non-principal investments, strategies and risks is available in the Funds' Statement of Additional Information ("SAI").

### Selective Disclosure of Portfolio Holdings

Each Fund posts onto the internet site for the Trust ([nationwide.com/mutualfundsnvit](http://nationwide.com/mutualfundsnvit)) substantially all of its securities holdings as of the end of each month. Such portfolio holdings are available no earlier than 15 calendar days after the end of the previous month, and generally remain available on the internet site until the Fund files its next portfolio holdings report on Form N-CSR or Form N-PORT with the U.S. Securities and Exchange Commission ("SEC"). A description of the Funds' policies and procedures regarding the release of portfolio holdings information is available in the Funds' SAI.

## FUND MANAGEMENT

### Investment Adviser

Nationwide Fund Advisors (“NFA” or “Adviser”), located at One Nationwide Plaza, Columbus, OH 43215, manages the investment of the Funds’ assets and supervises the daily business affairs of each Fund. Organized in 1999 as an investment adviser, NFA is a wholly owned subsidiary of Nationwide Financial Services, Inc.

NFA allocates the Funds’ assets according to their respective allocation ranges for each asset class and the Underlying Funds. NFA then monitors these allocations, as well as factors that could influence the allocations, such as market and economic conditions. For these services, each Fund pays NFA an annual management fee. This is in addition to the investment advisory fees paid to the Adviser by the Underlying Funds in which the Funds invest.

NFA has engaged Nationwide Asset Management, LLC (“NWAM”) to provide asset allocation consulting services to NFA in connection with the development and periodic review of each Blueprint Fund’s target allocation. NFA pays NWAM from the management fee it receives for the asset allocation consulting services. NWAM is a registered investment adviser and wholly owned subsidiary of Nationwide Mutual Insurance Company, and therefore is affiliated with NFA and Nationwide Life. NWAM also serves as the subadviser to certain Nationwide Funds. NFA and NWAM therefore could be subject to a conflict of interest, because one or more Underlying Funds selected for investment by the Blueprint Funds may be subadvised by NWAM, which earns fees for subadvising such Underlying Funds. The NVIT Core Bond Fund, Nationwide Bond Fund, Nationwide Inflation-Protected Securities Fund and NVIT Short Term Bond Fund, four of the Underlying Funds in which the Blueprint Funds invest, are subadvised by NWAM.

The Blueprint Funds are used as underlying investment options to fund benefits payable under variable annuities and/or variable life insurance contracts issued by Nationwide Life (“Variable Insurance Contracts”), some of which may offer guaranteed lifetime income or death benefits. Additional conflicts of interest thus may exist also because Nationwide Life is affiliated with NFA and NWAM, and NFA’s and NWAM’s allocation decisions with respect to the Blueprint Funds may take into account Nationwide Life’s interests as they relate to guaranteed benefits available under Variable Insurance Contracts. For example, selecting and allocating assets to Underlying Funds that invest primarily in fixed-income securities or in a more conservative or less volatile investment style may operate to reduce the regulatory capital requirements that Nationwide Life must satisfy in order to support its guarantees under Variable Insurance Contracts it issues, may indirectly reduce Nationwide Life’s risk from the lifetime income or death benefits, or make it easier for Nationwide Life to manage its risk through the use of

various hedging techniques. NFA has developed an investment allocation process that seeks to ensure that the Blueprint Funds are managed in the best interests of contract owners who select sub-accounts that invest in the Blueprint Funds’ shares. Further, NFA and NWAM together have adopted various policies and procedures that are intended to identify, monitor and address actual or potential conflicts of interest. NFA ultimately has sole responsibility for determining each Blueprint Fund’s asset class allocation and the selection of the Underlying Funds. As the investment adviser to the Blueprint Funds, NFA has a fiduciary duty to each Blueprint Fund and must act in each Blueprint Fund’s best interests.

### Management Fees

Each Fund pays NFA a management fee based on the Fund’s average daily net assets. The total management fee paid by each Fund for the fiscal year ended December 31, 2019, expressed as a percentage of each Fund’s average daily net assets and taking into account any applicable fee waivers or reimbursements, was as follows:

Fund	Actual Management Fee Paid
NVIT Blueprint Aggressive Fund	0.09%
NVIT Blueprint Balanced Fund	0.10%
NVIT Blueprint Capital Appreciation Fund	0.09%
NVIT Blueprint Conservative Fund	0.10%
NVIT Blueprint Moderate Fund	0.09%
NVIT Blueprint Moderately Aggressive Fund	0.10%
NVIT Blueprint Moderately Conservative Fund	0.10%

A discussion regarding the basis for the Board of Trustees’ approval of the investment advisory agreement for the Funds is in the Funds’ Annual Report to shareholders, which covers the period ending December 31, 2019.

### Portfolio Management

Christopher C. Graham; Keith P. Robinette, CFA; and Andrew Urban, CFA, are the Funds’ co-portfolio managers and are jointly responsible for the day-to-day management of the Funds in accordance with (1) their respective asset class allocation ranges and (2) the allocations to each of their respective Underlying Funds.

Mr. Graham is Chief Investment Officer of NFA. Mr. Graham joined the Office of Investments at Nationwide Mutual Insurance Company (“Nationwide Mutual”) in November 2004, serving primarily as a portfolio manager for a hedge fund and for Nationwide Mutual’s proprietary general account. He joined NFA in 2016.

Mr. Robinette is a Senior Director of Asset Strategies of NFA. Mr. Robinette joined Nationwide Mutual in 2012 where

## FUND MANAGEMENT *(cont.)*

he most recently managed a hedge fund portfolio and led manager due diligence reviews. He joined NFA in 2017.

Mr. Urban is a Senior Director of Asset Strategies of NFA. He joined NFA in 2016. Prior to joining NFA, Mr. Urban worked for six years as an investment analyst for the Ohio Public Employees Retirement System, where he was most recently responsible for hedge fund manager selection and due diligence as well as portfolio risk management.

The Adviser does not expect to recommend subadviser changes frequently. The Adviser periodically provides written reports to the Board of Trustees regarding its evaluation and monitoring of each subadviser. Although the Adviser monitors each subadviser's performance, there is no certainty that any subadviser or Fund will obtain favorable results at any given time.

### **Additional Information about the Portfolio Managers**

The SAI provides additional information about each portfolio manager's compensation, other accounts managed by each portfolio manager and each portfolio manager's ownership of securities in the Funds managed by the portfolio manager, if any.

### **Manager-of-Managers Structure**

The Adviser has no current plans to hire a subadviser with respect to these Funds. Nevertheless, the Adviser and the Trust have received an exemptive order from the U.S. Securities and Exchange Commission for a manager-of-managers structure that allows the Adviser, subject to the approval of the Board of Trustees, to hire, replace or terminate a subadviser (excluding hiring a subadviser which is an affiliate of the Adviser) without the approval of shareholders. The order also allows the Adviser to revise a subadvisory agreement with an unaffiliated subadviser with the approval of the Board of Trustees but without shareholder approval. Currently, the Funds are managed directly by the Adviser, but if a new unaffiliated subadviser is hired for a Fund, shareholders will receive information about the new subadviser within 90 days of the change. The exemptive order allows the Funds greater flexibility, enabling them to operate more efficiently.

Pursuant to the exemptive order, the Adviser monitors and evaluates any subadvisers, which includes the following:

- performing initial due diligence on prospective Fund subadvisers;
- monitoring subadviser performance, including ongoing analysis and periodic consultations;
- communicating performance expectations and evaluations to the subadvisers;
- making recommendations to the Board of Trustees regarding renewal, modification or termination of a subadviser's contract and
- selecting Fund subadvisers.

# INVESTING WITH NATIONWIDE FUNDS

## Choosing a Share Class

Shares of series of the Trust (the “Funds”) are currently sold to separate accounts of insurance companies, including Nationwide Life Insurance Company, Jefferson National Life Insurance Company and their affiliated life insurance companies (collectively, “Nationwide”) to fund benefits payable under variable insurance contracts. The Trust currently issues Class I, Class II, Class IV, Class V, Class VIII, Class D, Class P and Class Y shares. Each Fund offers only certain share classes; therefore, many share classes are not available for certain Funds.

Insurance companies, including Nationwide, that provide additional services entitling them to receive 12b-1 fees may sell Class D, Class P, Class II and Class VIII shares. Class D shares are offered solely to insurance companies that are not affiliated with Nationwide. Class Y shares are sold to other mutual funds, such as “funds-of-funds” that invest in the Funds, and to separate accounts of insurance companies that seek neither 12b-1 fees nor administrative services fees. Class IV shares are sold generally to separate accounts of Nationwide previously offering shares of the Market Street Fund portfolios (prior to April 28, 2003). Class V shares are currently sold to certain separate accounts of Nationwide to fund benefits payable under corporate owned life insurance (“COLI”) contracts. Shares of the Funds are not sold to individual investors.

The separate accounts purchase shares of a Fund in accordance with variable account allocation instructions received from owners of the variable insurance contracts. A Fund then uses the proceeds to buy securities for its portfolio.

Because variable insurance contracts may have different provisions with respect to the timing and method of purchases and exchanges, variable insurance contract owners should contact their insurance company directly for details concerning these transactions.

Please check with Nationwide to determine if a Fund is available under your variable insurance contract. In addition, a particular class of a Fund may not be available under your specific variable insurance contract. The prospectus of the separate account for the variable insurance contract shows the classes available to you, and should be read in conjunction with this Prospectus.

The Funds currently do not foresee any disadvantages to the owners of variable insurance contracts arising out of the fact that the Funds may offer their shares to both variable annuity and variable life insurance policy separate accounts, and to the separate accounts of various other insurance companies to fund benefits of their variable insurance contracts. Nevertheless, the Board of Trustees will monitor any material irreconcilable conflicts which may arise (such as those arising from tax or other differences), and determine what action, if any, should be taken in response

to such conflicts. If such a conflict were to occur, one or more insurance companies’ separate accounts might be required to withdraw their investments in one or more of the Funds. This might force a Fund to sell its securities at disadvantageous prices.

The distributor for the Funds is Nationwide Fund Distributors LLC (“NFD” or the “Distributor”).

## Purchase Price

The purchase price of each share of a Fund is its net asset value (“NAV”) next determined after the order is received by the Fund or its agents. No sales charge is imposed on the purchase of a Fund’s shares; however, your variable insurance contract may impose a sales charge. Generally, net assets are based on the market value of the securities and other assets owned by a Fund, less its liabilities. The NAV for a class is determined by dividing the total market value of the securities and other assets of a Fund allocable to such class, less the liabilities allocable to that class, by the total number of that class’s outstanding shares.

NAV is determined at the close of regular trading on the New York Stock Exchange (usually 4 p.m. Eastern Time) (“Exchange”) on each day the Exchange is open for trading. Each Fund may reject any order to buy shares and may suspend the sale of shares at any time.

The Funds do not calculate NAV on the following days:

- New Year’s Day
- Martin Luther King Jr. Day
- Presidents’ Day
- Good Friday
- Memorial Day
- Independence Day
- Labor Day
- Thanksgiving Day
- Christmas Day
- Other days when the Exchange is closed.

To the extent that a Fund’s investments are traded in markets that are open when the Exchange is closed, the value of a Fund’s investments may change on days when shares cannot be purchased or redeemed.

## Fair Value Pricing

The Board of Trustees has adopted Valuation Procedures governing the method by which individual portfolio securities held by the Funds (including affiliated Underlying Funds) are valued in order to determine each Fund’s NAV. The Valuation Procedures provide that each Fund’s assets are valued primarily on the basis of market-based quotations. Investments in other registered open-end mutual funds are valued based on the NAV for those mutual funds, which in turn may use fair value pricing. The prospectuses for those underlying mutual funds should explain the circumstances under which those funds will use

## INVESTING WITH NATIONWIDE FUNDS *(cont.)*

fair value pricing and the effects of using fair value pricing. Shares of exchange-traded funds are valued based on the prices at which they trade on the stock exchanges on which they are listed.

A “significant event” is defined by the Valuation Procedures as an event that materially affects the value of a security that occurs after the close of the principal market on which such security trades but before the calculation of a Fund’s NAV. Significant events that could affect individual portfolio securities may include corporate actions such as reorganizations, mergers and buy-outs, corporate announcements on earnings, significant litigation, regulatory news such as government approvals and news relating to natural disasters affecting an issuer’s operations. Significant events that could affect a large number of securities in a particular market may include significant market fluctuations, market disruptions or market closings, governmental actions or other developments, or natural disasters or armed conflicts that affect a country or region.

By fair valuing a security, each Fund attempts to establish a price that it might reasonably expect to receive upon the current sale of that security. The fair value of one or more of the securities in a Fund’s portfolio which is used to determine a Fund’s NAV could be different from the actual value at which those securities could be sold in the market. Thus, fair valuation may have an unintended dilutive or accretive effect on the value of shareholders’ investments in a Fund.

Due to the time differences between the closings of the relevant foreign securities exchanges and the time that an Underlying Fund’s NAV is calculated, an Underlying Fund may fair value its foreign investments more frequently than it does other securities. When fair value prices are utilized, these prices will attempt to reflect the impact of the financial markets’ perceptions and trading activities on an Underlying Fund’s foreign investments since the last closing prices of the foreign investments were calculated on their primary foreign securities markets or exchanges. Pursuant to the Valuation Procedures, an Underlying Fund’s foreign equity investments generally will be fair valued daily by an independent pricing service using models designed to estimate likely changes in the values of those investments between the times in which the trading in those securities is substantially completed and the close of the Exchange. The fair values assigned to an Underlying Fund’s foreign investments may not be the quoted or published prices of the investments on their primary markets or exchanges.

The Valuation Procedures are intended to help ensure that the prices at which a Fund’s shares are purchased and redeemed are fair, and do not result in dilution of shareholder interests or other harm to shareholders. In the event a Fund fair values its securities, the Fund’s NAV may be higher or lower than would have been the case if the Fund had not fair valued its securities.

### **In-Kind Purchases**

Each Fund may accept payment for shares in the form of securities that are permissible investments for such Fund.

### **Selling Shares**

Shares may be sold (redeemed) at any time, subject to certain restrictions described below. The redemption price is the NAV per share next determined after the order is received by the Fund or its agent. Of course, the value of the shares redeemed may be more or less than their original purchase price depending upon the market value of a Fund’s investments at the time of the redemption.

Because variable insurance contracts may have different provisions with respect to the timing and method of redemptions, variable insurance contract owners should contact their insurance company directly for details concerning these transactions.

Under normal circumstances, a Fund expects to satisfy redemption requests through the sale of investments held in cash or cash equivalents. However, a Fund may also use the proceeds from the sale of portfolio securities or a bank line of credit to meet redemption requests if consistent with management of the Fund, or in stressed market conditions. Under extraordinary circumstances, a Fund, in its sole discretion, may elect to honor redemption requests by transferring some of the securities held by the Fund directly to an account holder as a redemption in-kind. If an account holder receives securities in a redemption in-kind, the account holder may incur brokerage costs, taxes or other expenses in converting the securities to cash (although tax implications for investments in variable insurance contracts are typically deferred during the accumulation phase). Securities received from in-kind redemptions are subject to market risk until they are sold. For more about the Funds’ ability to make a redemption in-kind, as well as how redemptions in-kind are effected, see the SAI.

### **Restrictions on Sales**

Shares of a Fund may not be redeemed or a Fund may delay paying the proceeds from a redemption when the Exchange is closed (other than customary weekend and holiday closings) or if trading is restricted or an emergency exists (as determined by the SEC).

Subject to the provisions of the variable insurance contracts, a Fund may delay forwarding the proceeds of your redemption for up to 7 days after receipt of such redemption request. Such proceeds may be delayed if the investor redeeming shares is engaged in excessive trading, or if the amount of the redemption request otherwise would be disruptive to efficient portfolio management or would adversely affect the Fund.



### Excessive or Short-Term Trading

Each Fund seeks to discourage excessive or short-term trading (often described as “market timing”). Excessive trading (either frequent exchanges between Funds or redemptions and repurchases of Funds within a short time period) may:

- disrupt portfolio management strategies;
- increase brokerage and other transaction costs and
- negatively impact Fund performance for all variable insurance contract owners indirectly investing in a Fund.

A Fund may be more or less affected by short-term trading in Fund shares, depending on various factors such as the size of the Fund, the amount of assets the Fund typically maintains in cash or cash equivalents, the dollar amount, number and frequency of trades in Fund shares and other factors. Funds that invest in foreign securities may be at greater risk for excessive trading. Investors may attempt to take advantage of anticipated price movements in securities held by the Funds based on events occurring after the close of a foreign market that may not be reflected in the Fund’s NAV (referred to as “arbitrage market timing”). Arbitrage market timing may also be attempted in funds that hold significant investments in small-cap securities, high-yield (junk) bonds and other types of investments that may not be frequently traded. There is the possibility that arbitrage market timing, under certain circumstances, may dilute the value of Fund shares if redeeming shareholders receive proceeds (and buying shareholders receive shares) based on NAVs that do not reflect appropriate fair value prices.

The Board of Trustees has adopted the following policies with respect to excessive short-term trading in all classes of the Funds.

#### Monitoring of Trading Activity

It is difficult for the Funds to monitor short-term trading because the insurance company separate accounts that invest in the Funds typically aggregate the trades of all of their respective contract holders into a single purchase, redemption or exchange transaction. Additionally, most insurance companies combine all of their contract holders’ investments into a single omnibus account in each Fund. Therefore, the Funds typically cannot identify, and thus cannot successfully prevent, short-term trading by an individual contract holder within that aggregated trade or omnibus account but must rely instead on the insurance company to monitor its individual contract holder trades to identify individual short-term traders.

Subject to the limitations described above, each Fund does, however, monitor significant cash flows into and out of the Fund and, when unusual cash flows are identified, will request that the applicable insurance company investigate the activity, inform the Fund whether or not short-term

trading by an individual contract holder is occurring and take steps to prevent future short-term trades by such contract holder.

With respect to the Nationwide variable insurance contracts which offer the Funds, Nationwide monitors redemption and repurchase activity, and as a general matter, Nationwide currently limits the number and frequency of trades as set forth in the Nationwide separate account prospectus. Other insurance companies may employ different policies or provide different levels of cooperation in monitoring trading activity and complying with Fund requests.

#### Restrictions on Transactions

As described above, each insurance company has its own policies and restrictions on short-term trading. Additionally, the terms and restrictions on short-term trading may vary from one variable insurance contract to another even among those contracts issued by the same insurance company. Therefore, contract holders should consult their own variable insurance contract for the specific short-term trading periods and restrictions.

Whenever a Fund is able to identify short-term trades and/or traders, such Fund has broad authority to take discretionary action against market timers and against particular trades. As described above, however, the Fund typically requires the assistance of the insurance company to identify such short-term trades and traders. In the event the Fund cannot identify and prevent such trades, these may result in increased costs to all Fund shareholders as described below. When identified, a Fund has sole discretion to:

- restrict or reject purchases or exchanges that it or its agents believe constitute excessive trading and
- reject purchases or exchanges that violate a Fund’s excessive trading policies or its exchange limits.

#### Distribution and Services Plans

Because distribution and services fees are paid out of a Fund’s assets on an ongoing basis, these fees will increase the cost of your investment over time and may cost you more than paying other types of charges.

#### Distribution Plan

In addition to expenses that may be imposed by variable insurance contracts, the Trust has adopted a Distribution Plan under Rule 12b-1 of the 1940 Act, which permits the Funds to compensate the Distributor for expenses associated with distributing and selling Class II shares of a Fund and providing shareholder services. Under the Distribution Plan, a Fund pays the Distributor from its Class II shares a fee that is accrued daily and paid monthly (“Rule 12b-1 fees”). The amount of this fee shall not exceed

## INVESTING WITH NATIONWIDE FUNDS (cont.)

an annual amount of 0.25% of the average daily net assets of a Fund's Class II shares. The Distribution Plan may be terminated at any time as to any share class of a Fund, without payment of any penalty, by a vote of a majority of the outstanding voting securities of that share class.

### Administrative Services Plan

Shares of the Funds are subject to fees pursuant to an Administrative Services Plan (the "Plan") adopted by the Trust. These fees are paid by a Fund to insurance companies or their affiliates (including those that are affiliated with Nationwide) who provide administrative support services to variable insurance contract holders on behalf of the Funds and are based on the average daily net assets of the applicable share class. Under the Plan, a Fund may pay an insurance company or its affiliates a maximum annual fee of 0.25% for Class I and Class II shares; however, many insurance companies do not charge the maximum permitted fee or even a portion thereof.

For the current fiscal year, administrative services fees, expressed as a percentage of the share class's average daily net assets, are expected to be 0.15% for Class I and Class II shares of the Blueprint Funds.

### Revenue Sharing

NFA and/or its affiliates (collectively, "Nationwide Funds Group" or "NFG") often make payments for marketing, promotional or related services provided by:

- insurance companies that offer subaccounts in the Funds as underlying investment options in variable annuity contracts or
- broker-dealers and other financial intermediaries that sell variable insurance contracts that include such investment options.

These payments are often referred to as "revenue sharing payments." The existence or level of such payments may be based on factors that include, without limitation, differing levels or types of services provided by the insurance company, broker-dealer or other financial intermediary, the expected level of assets or sales of shares, the placing of some or all of the Funds on a recommended or preferred list, access to an intermediary's personnel and other factors. Revenue sharing payments are paid from NFG's own legitimate profits and other of its own resources (not from the Funds') and may be in addition to any Rule 12b-1 payments or administrative services payments that are paid. Because revenue sharing payments are paid by NFG, and not from the Funds' assets, the amount of any revenue sharing payments is determined by NFG.

In addition to the revenue sharing payments described above, NFG may offer other incentives to sell variable insurance contract separate accounts in the form of sponsorship of educational or other client seminars relating

to current products and issues, assistance in training or educating an intermediary's personnel, and/or entertainment or meals. These payments may also include, at the direction of a retirement plan's named fiduciary, amounts to a retirement plan intermediary to offset certain plan expenses or otherwise for the benefit of plan participants and beneficiaries.

The recipients of such incentives may include:

- affiliates of NFA;
- broker-dealers and other financial intermediaries that sell such variable insurance contracts and
- insurance companies, such as Nationwide, that include shares of the Funds as underlying subaccount options.

Payments may be based on current or past sales of separate accounts investing in shares of the Funds, current or historical assets, or a flat fee for specific services provided. In some circumstances, such payments may create an incentive for an insurance company or intermediary or their employees or associated persons to:

- recommend a particular variable insurance contract or specific subaccounts representing shares of a Fund instead of recommending options offered by competing insurance companies or
- sell shares of a Fund instead of shares of funds offered by competing fund families.

Notwithstanding the revenue sharing payments described above, NFA and all subadvisers to the Trust are prohibited from considering a broker-dealer's sale of any of the Trust's shares, or the inclusion of the Trust's shares in an insurance contract provided by an insurance affiliate of the broker-dealer, in selecting such broker-dealer for the execution of Fund portfolio transactions.

Fund portfolio transactions nevertheless may be effected with broker-dealers who coincidentally may have assisted customers in the purchase of variable insurance contracts that feature subaccounts in the Funds' shares issued by Nationwide Life Insurance Company, Nationwide Life & Annuity Insurance Company, Jefferson National Life Insurance Company or Jefferson National Life Insurance Company of New York, affiliates of NFA, although neither such assistance nor the volume of shares sold of the Trust or any affiliated investment company is a qualifying or disqualifying factor in NFA's or a subadviser's selection of such broker-dealer for portfolio transaction execution.

The insurance company that provides your variable insurance contract may also make similar revenue sharing payments to broker-dealers and other financial intermediaries in order to promote the sale of such insurance contracts. Contact your insurance provider and/or financial intermediary for details about revenue sharing payments it may pay or receive.

## DISTRIBUTIONS AND TAXES

### Dividends and Distributions

Each Fund intends to elect and qualify each year as a regulated investment company under the Internal Revenue Code. As a regulated investment company, a Fund generally pays no federal income tax on the income and gains it distributes to the insurance company separate accounts. Each Fund expects to declare and distribute all of its net investment income, if any, as dividends quarterly. Each Fund will distribute net realized capital gains, if any, at least annually. A Fund may distribute such income dividends and capital gains more frequently, if necessary, in order to reduce or eliminate federal excise or income taxes on the Fund. The amount of any distribution will vary, and there is no guarantee a Fund will pay either an income dividend or a capital gains distribution. Each Fund automatically reinvests any capital gains and income dividends in additional shares of the Fund unless the insurance company has requested in writing to receive such dividends and distributions in cash.

### Tax Status

Shares of the Funds must be purchased through separate accounts used to fund variable insurance contracts. As a result, it is anticipated that any income dividends or capital gains distributed by a Fund will be exempt from current taxation by contract holders if left to accumulate within a separate account. Withdrawals from such contracts may be subject to ordinary income tax and, if made before age 59½, a 10% penalty tax. Investors should ask their own tax advisors for more information on their tax situation, including possible state or local taxes. For more information on taxes, please refer to the accompanying prospectus of the annuity or life insurance program through which shares of the Funds are offered.

Please refer to the SAI for more information regarding the tax treatment of the Funds.

**This discussion of “Distributions and Taxes” is not intended or written to be used as tax advice. Contract owners should consult their own tax professional about their tax situation.**

## ADDITIONAL INFORMATION

The Trust enters into contractual arrangements with various parties (collectively, “service providers”), including, among others, the Funds’ investment adviser, subadviser(s), shareholder service providers, custodian(s), securities lending agent, fund administration and accounting agents, transfer agent and distributor, who provide services to the Funds. Shareholders and contract holders are not parties to, or intended (or “third-party”) beneficiaries of, any of those contractual arrangements, and those contractual arrangements are not intended to create in any individual shareholder or group of shareholders or contract holders any right to enforce them against the service providers or to seek any remedy under them against the service providers, either directly or on behalf of the Trust.

This Prospectus provides information concerning the Trust and the Funds that you should consider in determining whether to purchase shares of the Funds. Neither this Prospectus, nor the related SAI, is intended, or should be read, to be or to give rise to an agreement or contract between the Trust or the Funds and any shareholder or contract holder or to give rise to any rights to any shareholder, contract holder or other person other than any rights under federal or state law that may not be waived.

## FINANCIAL HIGHLIGHTS

The financial highlights tables are intended to help you understand the Funds' financial performance for the past five years ended December 31 or, if a Fund or a class has not been in operation for five years, for the life of that Fund or class. Certain information reflects financial results for a single Fund share. The total returns in the tables represent the rate that an investor would have earned (or lost) on an investment in a Fund (assuming reinvestment of all dividends and distributions). THE TOTAL RETURNS DO NOT INCLUDE CHARGES THAT ARE IMPOSED BY VARIABLE INSURANCE CONTRACTS. IF THESE CHARGES WERE REFLECTED, RETURNS WOULD BE LOWER THAN THOSE SHOWN. Information has been audited by PricewaterhouseCoopers LLP, whose report, along with the Funds' financial statements, is included in the Trust's annual reports, which are available upon request.



# FINANCIAL HIGHLIGHTS: NVIT BLUEPRINT<sup>SM</sup> AGGRESSIVE FUND (FORMERLY, NVIT CARDINAL<sup>SM</sup> AGGRESSIVE FUND)

Selected data for each share of capital outstanding throughout the periods indicated

	Operations					Distributions					Ratios/Supplemental Data				
	Net Asset Value, Beginning of Period	Net Investment Income <sup>(e)</sup>	Net Realized and Unrealized Gains (Losses) from Investments	Total from Operations	Net Investment Income	Net Realized Gains	Total Distributions	Net Asset Value, End of Period	Total Return <sup>(b),(c)</sup>	Net Assets at End of Period	Ratio of Expenses to Average Net Assets <sup>(d),(e)</sup>	Ratio of Net Investment Income to Average Net Assets <sup>(d),(e)</sup>	Ratio of Expenses (Prior to Reimbursements) to Average Net Assets <sup>(d),(e),(f)</sup>	Portfolio Turnover <sup>(b),(g)</sup>	
<b>Class I Shares</b>															
Year Ended December 31, 2019	\$ 8.78	0.07	1.98	2.05	(0.29)	(0.79)	(1.08)	\$ 9.75	24.15%	\$31,707,860	0.33%	0.73%	0.44%	92.45%	
Year Ended December 31, 2018	\$10.24	0.15	(1.21)	(1.06)	(0.20)	(0.20)	(0.40)	\$ 8.78	(10.72%)	\$25,223,927	0.33%	1.43%	0.45%	34.47%	
Year Ended December 31, 2017	\$ 9.27	0.13	1.67	1.80	(0.13)	(0.70)	(0.83)	\$10.24	19.99%	\$27,577,934	0.35%	1.27%	0.44%	21.86%	
Year Ended December 31, 2016	\$ 9.56	0.14	0.61	0.75	(0.23)	(0.81)	(1.04)	\$ 9.27	8.33%	\$20,179,899	0.35%	1.54%	0.43%	14.18%	
Year Ended December 31, 2015	\$10.90	0.09	(0.26)	(0.17)	(0.30)	(0.87)	(1.17)	\$ 9.56	(1.58%)	\$17,196,528	0.35%	0.85%	0.36%	14.33%	
<b>Class II Shares</b>															
Year Ended December 31, 2019	\$ 8.77	0.06	1.97	2.03	(0.28)	(0.79)	(1.07)	\$ 9.73	23.96%	\$85,105,261	0.42%	0.61%	0.69%	92.45%	
Year Ended December 31, 2018	\$10.22	0.13	(1.19)	(1.06)	(0.19)	(0.20)	(0.39)	\$ 8.77	(10.74%)	\$73,132,587	0.42%	1.25%	0.70%	34.47%	
Year Ended December 31, 2017	\$ 9.26	0.11	1.67	1.78	(0.12)	(0.70)	(0.82)	\$10.22	19.80%	\$87,579,669	0.42%	1.06%	0.69%	21.86%	
Year Ended December 31, 2016	\$ 9.54	0.13	0.62	0.75	(0.22)	(0.81)	(1.03)	\$ 9.26	8.36%	\$79,797,194	0.42%	1.37%	0.68%	14.18%	
Year Ended December 31, 2015	\$10.89	0.09	(0.28)	(0.19)	(0.29)	(0.87)	(1.16)	\$ 9.54	(1.75%)	\$78,009,524	0.42%	0.81%	0.61%	14.33%	

(a) Per share calculations were performed using average shares method.

(b) Not annualized for periods less than one year.

(c) The total returns do not include charges that are imposed by variable insurance contracts. If these charges were reflected, returns would be lower than those shown.

(d) Annualized for periods less than one year.

(e) Expense ratios are based on the direct expenses of the Fund and do not include the effect of the underlying funds' expenses. For additional information on the underlying funds, please refer to the Prospectus and Statement of Additional Information.

(f) During the period, certain fees may have been waived and/or reimbursed. If such waivers/reimbursements had not occurred, the ratios would have been as indicated.

(g) Portfolio turnover is calculated on the basis of the Fund as a whole without distinguishing among the classes of shares.

## Selected data for each share of capital outstanding throughout the periods indicated

	Operations				Distributions				Ratios/Supplemental data					
	Net Asset Value, Beginning of Period	Net Investment Income <sup>(a)</sup>	Net Realized and Unrealized Gains (Losses) from Investments	Total from Operations	Net Investment Income	Net Realized Gains	Total Distributions	Net Asset Value, End of Period	Total Return <sup>(b)(c)</sup>	Net Assets at End of Period	Ratio of Expenses to Average Net Assets <sup>(d)(e)</sup>	Ratio of Net Investment Income to Average Net Assets <sup>(d)(e)</sup>	Ratio of Expenses (Prior to Reimbursements) to Average Net Assets <sup>(d)(e)(f)</sup>	Portfolio Turnover <sup>(b)(g)</sup>
<b>Class I Shares</b>														
Year Ended December 31, 2019	\$ 9.90	0.18	1.40	1.58	(0.29)	(0.71)	(1.00)	\$10.48	16.29%	\$ 20,018,676	0.29%	1.67%	0.39%	54.36%
Year Ended December 31, 2018	\$11.38	0.20	(0.85)	(0.65)	(0.25)	(0.58)	(0.83)	\$ 9.90	(6.04%)	\$ 17,637,185	0.29%	1.83%	0.39%	16.15%
Year Ended December 31, 2017	\$10.83	0.08	1.20	1.28	(0.19)	(0.54)	(0.73)	\$11.38	12.01%	\$ 47,999,769	0.28%	0.67%	0.38%	14.15%
Year Ended December 31, 2016	\$10.99	0.22	0.46	0.68	(0.30)	(0.54)	(0.84)	\$10.83	6.28%	\$ 189,719,048	0.28%	2.00%	0.35%	6.93%
Year Ended December 31, 2015	\$11.87	0.17	(0.29)	(0.12)	(0.32)	(0.44)	(0.76)	\$10.99	(1.05%)	\$ 178,861,267	0.28%	1.40%	0.28%	10.92%
<b>Class II Shares</b>														
Year Ended December 31, 2019	\$ 9.84	0.16	1.40	1.56	(0.28)	(0.71)	(0.99)	\$10.41	16.18%	\$2,065,576,080	0.38%	1.48%	0.64%	54.36%
Year Ended December 31, 2018	\$11.33	0.20	(0.86)	(0.66)	(0.25)	(0.58)	(0.83)	\$ 9.84	(6.23%)	\$1,961,859,350	0.38%	1.83%	0.64%	16.15%
Year Ended December 31, 2017	\$10.80	0.19	1.09	1.28	(0.21)	(0.54)	(0.75)	\$11.33	12.05%	\$2,311,218,302	0.37%	1.65%	0.63%	14.15%
Year Ended December 31, 2016	\$10.97	0.21	0.45	0.66	(0.29)	(0.54)	(0.83)	\$10.80	6.11%	\$2,206,134,015	0.37%	1.87%	0.60%	6.93%
Year Ended December 31, 2015	\$11.84	0.15	(0.27)	(0.12)	(0.31)	(0.44)	(0.75)	\$10.97	(1.06%)	\$2,149,827,662	0.37%	1.31%	0.53%	10.92%

(a) Per share calculations were performed using average shares method.

(b) Not annualized for periods less than one year.

(c) The total returns do not include charges that are imposed by variable insurance contracts. If these charges were reflected, returns would be lower than those shown.

(d) Annualized for periods less than one year.

(e) Expense ratios are based on the direct expenses of the Fund and do not include the effect of the underlying funds' expenses. For additional information on the underlying funds, please refer to the Prospectus and Statement of Additional Information.

(f) During the period, certain fees may have been waived and/or reimbursed. If such waivers/reimbursements had not occurred, the ratios would have been as indicated.

(g) Portfolio turnover is calculated on the basis of the Fund as a whole without distinguishing among the classes of shares.

# FINANCIAL HIGHLIGHTS: NVIT BLUEPRINT<sup>SM</sup> CAPITAL APPRECIATION FUND (FORMERLY, NVIT CARDINAL<sup>SM</sup> CAPITAL APPRECIATION FUND)

Selected data for each share of capital outstanding throughout the periods indicated

	Operations					Distributions					Ratios/Supplemental Data				
	Net Asset Value, Beginning of Period	Net Investment Income <sup>(a)</sup>	Net Realized and Unrealized Gains (Losses) from Investments	Total from Operations	Net Investment Income	Net Realized Gains	Total Distributions	Net Asset Value, End of Period	Total Return <sup>(b)(c)</sup>	Net Assets at End of Period	Ratio of Expenses to Average Net Assets <sup>(d)(e)</sup>	Ratio of Net Investment Income to Average Net Assets <sup>(d)(e)</sup>	Ratio of Expenses (Prior to Reimbursements) to Average Net Assets <sup>(d)(e)(f)</sup>	Portfolio Turnover <sup>(b)(g)</sup>	
<b>Class I Shares</b>															
Year Ended December 31, 2019	\$ 9.43	0.12	1.72	1.84	(0.30)	(0.99)	(1.29)	\$ 9.98	20.22%	\$ 32,810,967	0.28%	1.20%	0.38%	71.45%	
Year Ended December 31, 2018	\$11.02	0.19	(1.02)	(0.83)	(0.23)	(0.53)	(0.76)	\$ 9.43	(8.04%)	\$ 27,456,509	0.28%	1.75%	0.38%	22.31%	
Year Ended December 31, 2017	\$10.33	0.17	1.45	1.62	(0.19)	(0.74)	(0.93)	\$11.02	16.01%	\$ 29,698,043	0.28%	1.52%	0.38%	14.53%	
Year Ended December 31, 2016	\$10.74	0.20	0.55	0.75	(0.30)	(0.86)	(1.16)	\$10.33	7.32%	\$ 25,818,194	0.28%	1.90%	0.35%	9.92%	
Year Ended December 31, 2015	\$12.08	0.14	(0.29)	(0.15)	(0.37)	(0.82)	(1.19)	\$10.74	(1.15%)	\$ 20,417,971	0.28%	1.16%	0.28%	12.95%	
<b>Class II Shares</b>															
Year Ended December 31, 2019	\$ 9.42	0.11	1.73	1.84	(0.29)	(0.99)	(1.28)	\$ 9.98	20.24%	\$2,419,752,360	0.37%	1.04%	0.63%	71.45%	
Year Ended December 31, 2018	\$11.01	0.16	(1.00)	(0.84)	(0.22)	(0.53)	(0.75)	\$ 9.42	(8.16%)	\$2,286,264,984	0.37%	1.53%	0.63%	22.31%	
Year Ended December 31, 2017	\$10.33	0.15	1.45	1.60	(0.18)	(0.74)	(0.92)	\$11.01	15.80%	\$2,799,296,717	0.37%	1.38%	0.63%	14.53%	
Year Ended December 31, 2016	\$10.73	0.18	0.57	0.75	(0.29)	(0.86)	(1.15)	\$10.33	7.32%	\$2,652,115,077	0.37%	1.66%	0.60%	9.92%	
Year Ended December 31, 2015	\$12.08	0.12	(0.29)	(0.17)	(0.36)	(0.82)	(1.18)	\$10.73	(1.33%)	\$2,719,435,011	0.37%	1.02%	0.53%	12.95%	

(a) Per share calculations were performed using average shares method.

(b) Not annualized for periods less than one year.

(c) The total returns do not include charges that are imposed by variable insurance contracts. If these charges were reflected, returns would be lower than those shown.

(d) Annualized for periods less than one year.

(e) Expense ratios are based on the direct expenses of the Fund and do not include the effect of the underlying funds' expenses. For additional information on the underlying funds, please refer to the Prospectus and Statement of Additional Information.

(f) During the period, certain fees may have been waived and/or reimbursed. If such waivers/reimbursements had not occurred, the ratios would have been as indicated.

(g) Portfolio turnover is calculated on the basis of the Fund as a whole without distinguishing among the classes of shares.

# FINANCIAL HIGHLIGHTS: NVIT BLUEPRINT<sup>SM</sup> CONSERVATIVE FUND (FORMERLY, NVIT CARDINAL<sup>SM</sup> CONSERVATIVE FUND)

Selected data for each share of capital outstanding throughout the periods indicated

	Operations				Distributions				Ratios/Supplemental Data					
	Net Asset Value, Beginning of Period	Net Investment Income <sup>(a)</sup>	Net Realized and Unrealized Gains (Losses) from Investments	Total from Operations	Net Investment Income	Net Realized Gains	Total Distributions	Net Asset Value, End of Period	Total Return <sup>(b),(c)</sup>	Net Assets at End of Period	Ratio of Expenses to Average Net Assets <sup>(d),(e)</sup>	Ratio of Net Investment Income to Average Net Assets <sup>(d),(e)</sup>	Ratio of Expenses (Prior to Reimbursements) to Average Net Assets <sup>(d),(e),(f)</sup>	Portfolio Turnover <sup>(b),(g)</sup>
<b>Class I Shares</b>														
Year Ended December 31, 2019	\$ 9.61	0.23	0.80	1.03	(0.27)	(0.19)	(0.46)	\$10.18	10.77%	\$ 6,728,419	0.30%	2.24%	0.40%	33.21%
Year Ended December 31, 2018	\$10.16	0.23	(0.48)	(0.25)	(0.24)	(0.06)	(0.30)	\$ 9.61	(25.1%)	\$ 6,383,879	0.30%	2.31%	0.40%	15.61%
Year Ended December 31, 2017	\$ 9.97	0.21	0.42	0.63	(0.22)	(0.22)	(0.44)	\$10.16	6.35%	\$ 7,588,982	0.29%	2.07%	0.39%	9.98%
Year Ended December 31, 2016	\$10.03	0.22	0.26	0.48	(0.26)	(0.28)	(0.54)	\$ 9.97	4.81%	\$ 7,001,246	0.29%	2.12%	0.36%	13.91%
Year Ended December 31, 2015	\$10.65	0.16	(0.23)	(0.07)	(0.23)	(0.32)	(0.55)	\$10.03	(0.65%)	\$ 7,033,308	0.29%	1.51%	0.29%	21.23%
<b>Class II Shares</b>														
Year Ended December 31, 2019	\$ 9.61	0.21	0.81	1.02	(0.26)	(0.19)	(0.45)	\$10.18	10.67%	\$639,361,954	0.39%	2.05%	0.65%	33.21%
Year Ended December 31, 2018	\$10.16	0.21	(0.47)	(0.26)	(0.23)	(0.06)	(0.29)	\$ 9.61	(26.0%)	\$624,695,097	0.39%	2.11%	0.65%	15.61%
Year Ended December 31, 2017	\$ 9.96	0.19	0.44	0.63	(0.21)	(0.22)	(0.45)	\$10.16	6.36%	\$717,417,902	0.38%	1.87%	0.64%	9.98%
Year Ended December 31, 2016	\$10.03	0.20	0.26	0.46	(0.25)	(0.28)	(0.53)	\$ 9.96	4.61%	\$744,912,548	0.38%	1.98%	0.61%	13.91%
Year Ended December 31, 2015	\$10.65	0.16	(0.24)	(0.08)	(0.22)	(0.32)	(0.54)	\$10.03	(0.73%)	\$730,384,814	0.38%	1.54%	0.54%	21.23%

(a) Per share calculations were performed using average shares method.

(b) Not annualized for periods less than one year.

(c) The total returns do not include charges that are imposed by variable insurance contracts. If these charges were reflected, returns would be lower than those shown.

(d) Annualized for periods less than one year.

(e) Expense ratios are based on the direct expenses of the Fund and do not include the effect of the underlying funds' expenses. For additional information on the underlying funds, please refer to the Prospectus and Statement of Additional Information.

(f) During the period, certain fees may have been waived and/or reimbursed. If such waivers/reimbursements had not occurred, the ratios would have been as indicated.

(g) Portfolio turnover is calculated on the basis of the Fund as a whole without distinguishing among the classes of shares.

# FINANCIAL HIGHLIGHTS: NVIT BLUEPRINT<sup>SM</sup> MODERATE FUND (FORMERLY, NVIT CARDINAL<sup>SM</sup> MODERATE FUND)

## Selected data for each share of capital outstanding throughout the periods indicated

	Operations					Distributions					Ratios/Supplemental Data				
	Net Asset Value, Beginning of Period	Net Investment Income <sup>(a)</sup>	Net Realized and Unrealized Gains (Losses) from Investments	Total from Operations	Net Investment Income	Net Realized Gains	Total Distributions	Net Asset Value, End of Period	Total Return <sup>(b)(c)</sup>	Net Assets at End of Period	Ratio of Expenses to Average Net Assets <sup>(d)(e)</sup>	Ratio of Net Investment Income to Average Net Assets <sup>(d)(e)</sup>	Ratio of Expenses (Prior to Reimbursements) to Average Net Assets <sup>(d)(e)(f)</sup>	Portfolio Turnover <sup>(b)(g)</sup>	
<b>Class I Shares</b>															
Year Ended December 31, 2019	\$ 9.57	0.14	1.56	1.70	(0.29)	(0.80)	(1.09)	\$10.18	18.32%	\$ 45,677,003	0.28%	1.34%	0.38%	61.95%	
Year Ended December 31, 2018	\$11.07	0.21	(0.95)	(0.74)	(0.23)	(0.53)	(0.76)	\$ 9.57	(7.07%)	\$ 43,050,927	0.28%	1.92%	0.38%	18.42%	
Year Ended December 31, 2017	\$10.52	0.19	1.25	1.44	(0.20)	(0.69)	(0.89)	\$11.07	14.05%	\$ 43,569,268	0.28%	1.71%	0.38%	14.62%	
Year Ended December 31, 2016	\$10.87	0.21	0.51	0.72	(0.30)	(0.77)	(1.07)	\$10.52	6.82%	\$ 35,809,058	0.28%	1.93%	0.35%	9.36%	
Year Ended December 31, 2015	\$12.03	0.15	(0.27)	(0.12)	(0.35)	(0.69)	(1.04)	\$10.87	(0.98%)	\$ 32,950,305	0.28%	1.25%	0.28%	14.69%	
<b>Class II Shares</b>															
Year Ended December 31, 2019	\$ 9.56	0.13	1.55	1.68	(0.28)	(0.80)	(1.08)	\$10.16	18.14%	\$2,400,916,295	0.37%	1.27%	0.63%	61.95%	
Year Ended December 31, 2018	\$11.05	0.18	(0.92)	(0.74)	(0.22)	(0.53)	(0.75)	\$ 9.56	(7.09%)	\$2,299,211,915	0.37%	1.66%	0.63%	18.42%	
Year Ended December 31, 2017	\$10.50	0.17	1.26	1.43	(0.19)	(0.69)	(0.88)	\$11.05	13.97%	\$2,781,291,519	0.37%	1.51%	0.63%	14.62%	
Year Ended December 31, 2016	\$10.85	0.19	0.52	0.71	(0.29)	(0.77)	(1.06)	\$10.50	6.74%	\$2,701,915,909	0.37%	1.75%	0.60%	9.36%	
Year Ended December 31, 2015	\$12.01	0.14	(0.27)	(0.13)	(0.34)	(0.69)	(1.03)	\$10.85	(1.07%)	\$2,756,006,779	0.37%	1.15%	0.53%	14.69%	

(a) Per share calculations were performed using average shares method.

(b) Not annualized for periods less than one year.

(c) The total returns do not include charges that are imposed by variable insurance contracts. If these charges were reflected, returns would be lower than those shown.

(d) Annualized for periods less than one year.

(e) Expense ratios are based on the direct expenses of the Fund and do not include the effect of the underlying funds' expenses. For additional information on the underlying funds, please refer to the Prospectus and Statement of Additional Information.

(f) During the period, certain fees may have been waived and/or reimbursed. If such waivers/reimbursements had not occurred, the ratios would have been as indicated.

(g) Portfolio turnover is calculated on the basis of the Fund as a whole without distinguishing among the classes of shares.



# FINANCIAL HIGHLIGHTS: NVIT BLUEPRINT<sup>SM</sup> MODERATELY AGGRESSIVE FUND (FORMERLY, NVIT CARDINAL<sup>SM</sup> MODERATELY AGGRESSIVE FUND)

Selected data for each share of capital outstanding throughout the periods indicated

	Operations					Distributions					Ratios/Supplemental Data				
	Net Asset Value, Beginning of Period	Net Investment Income <sup>(e)</sup>	Net Realized and Unrealized Gains (Losses) from Investments	Total from Operations	Net Investment Income	Net Realized Gains	Total Distributions	Net Asset Value, End of Period	Total Return <sup>(b),(c)</sup>	Net Assets at End of Period	Ratio of Expenses to Average Net Assets <sup>(d),(e),(f)</sup>	Ratio of Net Investment Income to Average Net Assets <sup>(d),(e)</sup>	Ratio of Expenses (Prior to Reimbursements) to Average Net Assets <sup>(d),(e),(f),(g)</sup>	Portfolio Turnover <sup>(h),(i)</sup>	
<b>Class I Shares</b>															
Year Ended December 31, 2019	\$ 8.20	0.09	1.67	1.76	(0.27)	(0.93)	(1.20)	\$8.76	22.32% (9.39%)	\$ 74,964,063	0.30%	0.98%	0.40%	82.66%	
Year Ended December 31, 2018	\$ 9.82	0.15	(1.01)	(0.86)	(0.20)	(0.56)	(0.76)	\$8.20	18.16%	\$ 61,663,748	0.30%	1.61%	0.40%	25.03%	
Year Ended December 31, 2017	\$ 9.15	0.14	1.47	1.61	(0.15)	(0.79)	(0.94)	\$9.82	7.69%	\$ 66,883,089	0.30%	1.43%	0.40%	16.62%	
Year Ended December 31, 2016	\$ 9.53	0.17	0.52	0.69	(0.25)	(0.82)	(1.07)	\$9.15	(1.43%)	\$ 54,164,767	0.30%	1.77%	0.37%	11.44%	
Year Ended December 31, 2015	\$11.12	0.11	(0.28)	(0.17)	(0.34)	(1.08)	(1.42)	\$9.53		\$ 46,956,263	0.30%	0.99%	0.30%	14.83%	
<b>Class II Shares</b>															
Year Ended December 31, 2019	\$ 8.19	0.07	1.68	1.75	(0.26)	(0.93)	(1.19)	\$8.75	22.23% (9.50%)	\$324,672,238	0.39%	0.83%	0.65%	82.66%	
Year Ended December 31, 2018	\$ 9.81	0.13	(1.00)	(0.87)	(0.19)	(0.56)	(0.75)	\$8.19	18.07%	\$301,661,559	0.39%	1.39%	0.65%	25.03%	
Year Ended December 31, 2017	\$ 9.14	0.12	1.48	1.60	(0.14)	(0.79)	(0.95)	\$9.81	7.59%	\$388,433,953	0.39%	1.23%	0.65%	16.62%	
Year Ended December 31, 2016	\$ 9.52	0.15	0.53	0.68	(0.24)	(0.82)	(1.06)	\$9.14	(1.51%)	\$373,264,776	0.39%	1.55%	0.62%	11.44%	
Year Ended December 31, 2015	\$11.11	0.10	(0.28)	(0.18)	(0.33)	(1.08)	(1.41)	\$9.52		\$391,184,141	0.39%	0.91%	0.55%	14.83%	

(a) Per share calculations were performed using average shares method.

(b) Not annualized for periods less than one year.

(c) The total returns do not include charges that are imposed by variable insurance contracts. If these charges were reflected, returns would be lower than those shown.

(d) Annualized for periods less than one year.

(e) Expense ratios are based on the direct expenses of the Fund and do not include the effect of the underlying funds' expenses. For additional information on the underlying funds, please refer to the Prospectus and Statement of Additional Information.

(f) Expense ratios include expenses reimbursed to the Advisor.

(g) During the period, certain fees may have been waived and/or reimbursed. If such waivers/reimbursements had not occurred, the ratios would have been as indicated.

(h) Portfolio turnover is calculated on the basis of the Fund as a whole without distinguishing among the classes of shares.

# FINANCIAL HIGHLIGHTS: NVIT BLUEPRINT<sup>SM</sup> MODERATELY CONSERVATIVE FUND (FORMERLY, NVIT CARDINAL<sup>SM</sup> MODERATELY CONSERVATIVE FUND)

Selected data for each share of capital outstanding throughout the periods indicated

	Operations					Distributions				Ratios/Supplemental data				
	Net Asset Value, Beginning of Period	Net Investment Income <sup>(a)</sup>	Net Realized and Unrealized Gains (Losses) from Investments	Total from Operations	Net Investment Income	Net Realized Gains	Total Distributions	Net Asset Value, End of Period	Total Return <sup>(b),(c)</sup>	Net Assets at End of Period	Ratio of Expenses to Average Net Assets <sup>(d),(e)</sup>	Ratio of Net Investment Income to Average Net Assets <sup>(d),(e)</sup>	Ratio of Expenses (Prior to Reimbursements) to Average Net Assets <sup>(d),(e),(f)</sup>	Portfolio Turnover <sup>(b),(g)</sup>
<b>Class I Shares</b>														
Year Ended December 31, 2019	\$ 9.72	0.18	1.19	1.37	(0.28)	(0.53)	(0.81)	\$10.28	14.28%	\$ 5,846,790	0.30%	1.70%	0.40%	45.02%
Year Ended December 31, 2018	\$10.89	0.22	(0.71)	(0.49)	(0.24)	(0.44)	(0.68)	\$ 9.72	(4.68%)	\$ 6,378,048	0.30%	2.04%	0.40%	15.44%
Year Ended December 31, 2017	\$10.52	0.19	0.86	1.05	(0.22)	(0.46)	(0.68)	\$10.89	10.08%	\$ 8,400,344	0.29%	1.76%	0.39%	13.62%
Year Ended December 31, 2016	\$10.62	0.22	0.41	0.63	(0.29)	(0.44)	(0.73)	\$10.52	5.99%	\$ 7,837,467	0.29%	2.04%	0.36%	11.84%
Year Ended December 31, 2015	\$11.46	0.17	(0.27)	(0.10)	(0.29)	(0.45)	(0.74)	\$10.62	(0.88%)	\$ 8,393,854	0.29%	1.53%	0.29%	12.86%
<b>Class II Shares</b>														
Year Ended December 31, 2019	\$ 9.71	0.17	1.20	1.37	(0.27)	(0.53)	(0.80)	\$10.28	14.30%	\$734,442,542	0.39%	1.63%	0.65%	45.02%
Year Ended December 31, 2018	\$10.88	0.20	(0.69)	(0.49)	(0.24)	(0.44)	(0.68)	\$ 9.71	(4.76%)	\$715,604,362	0.39%	1.89%	0.65%	15.44%
Year Ended December 31, 2017	\$10.52	0.18	0.85	1.03	(0.21)	(0.46)	(0.67)	\$10.88	9.88%	\$834,209,409	0.38%	1.69%	0.64%	13.62%
Year Ended December 31, 2016	\$10.61	0.20	0.43	0.63	(0.28)	(0.44)	(0.72)	\$10.52	6.00%	\$833,962,107	0.38%	1.86%	0.61%	11.84%
Year Ended December 31, 2015	\$11.46	0.15	(0.27)	(0.12)	(0.28)	(0.45)	(0.73)	\$10.61	(1.06%)	\$836,429,109	0.38%	1.35%	0.54%	12.86%

(a) Per share calculations were performed using average shares method.

(b) Not annualized for periods less than one year.

(c) The total returns do not include charges that are imposed by variable insurance contracts. If these charges were reflected, returns would be lower than those shown.

(d) Annualized for periods less than one year.

(e) Expense ratios are based on the direct expenses of the Fund and do not include the effect of the underlying funds' expenses. For additional information on the underlying funds, please refer to the Prospectus and Statement of Additional Information.

(f) During the period, certain fees may have been waived and/or reimbursed. If such waivers/reimbursements had not occurred, the ratios would have been as indicated.

(g) Portfolio turnover is calculated on the basis of the Fund as a whole without distinguishing among the classes of shares.

## APPENDIX

### Additional Information about the Underlying Funds

Following are descriptions of the affiliated Underlying Funds in which the Funds may invest as of the date of this Prospectus. These descriptions are qualified in their entirety by reference to the prospectus and statement of additional information of each Underlying Fund. The following list of eligible Underlying Funds is subject to change at any time and without notice. This Appendix does not contain information about unaffiliated mutual funds, including exchange-traded funds, in which the Funds may invest. Underlying Funds not identified in this Appendix may be selected by the Adviser at its discretion. Prospectuses for any Underlying Funds should be referred to for more information.

#### U.S. Stocks

NVIT U.S. 130/30 EQUITY FUND seeks long-term growth of capital by taking long and short positions in stocks of U.S. companies. The Fund invests approximately 30% of its net assets in short positions (i.e., stocks that the subadviser deems unattractive) and approximately 130% of the Fund's net assets will be in long positions (i.e., stocks that the subadviser deems attractive), resulting in approximately 100% net equity exposure. To execute this strategy, the Fund currently intends to gain its short equity exposure entirely through the use of swap contracts and its long equity exposure through the use of swaps and/or by investing directly in stocks.

NVIT GS LARGE CAP EQUITY INSIGHTS FUND seeks long-term growth of capital and dividend income by investing in a broadly diversified portfolio of equity investments in large-cap U.S. issuers. The Fund's subadviser uses a quantitative style of management, in combination with a qualitative overlay, that emphasizes fundamentally based stock selection, careful portfolio construction and efficient implementation. The Fund maintains risk, style, and capitalization characteristics similar to those of the Russell 1000® Index, which is the Fund's benchmark index, and seeks to maximize expected return while maintaining these and other characteristics similar to those of the index.

NVIT GS SMALL CAP EQUITY INSIGHTS FUND seeks long-term growth of capital by investing in a broadly diversified portfolio of equity investments in small-cap U.S. issuers, including foreign issuers that are traded in the United States. The Fund considers a U.S. issuer to be an issuer that is economically tied to the United States if the issuer has a class of securities whose principal securities market is in the United States, has its principal office in the United States, derives 50% or more of its total revenue or profit from goods produced, sales made or services provided in the United States, or maintains 50% or more of its assets in the United States. The Fund may consider other factors such as classifications assigned by third parties.

These classifications are generally based on a number of criteria, including an issuer's country of domicile, the primary stock exchange on which an issuer's securities trade, the location from which the majority of an issuer's revenue is derived, and an issuer's reporting currency.

#### International Stocks

NATIONWIDE INTERNATIONAL SMALL CAP FUND seeks to provide long-term capital growth by investing in equity securities of smaller-sized non-U.S. companies. For these purposes, the subadviser considers an issuer to be a non-U.S. company if it maintains its principal place of business outside the United States, it generates more than 50% of its revenues from business outside the United States, or its common stock trades on an exchange outside the United States. Some of the companies in which the Fund invests may be located in emerging market countries, which typically are developing and low- or middle-income countries. Emerging market countries may be found in regions such as Asia, Latin America, Eastern Europe, the Middle East and Africa. Many securities are denominated in currencies other than the U.S. dollar.

NVIT EMERGING MARKETS FUND seeks long-term capital growth by investing primarily in equity securities of companies that are tied economically to emerging market countries. The Fund considers a company to be tied economically to emerging market countries if it is headquartered, trades on an exchange or maintains at least 50% of its assets in, or derives at least 50% of its revenues from, emerging market countries. Emerging market countries typically are developing and low- or middle-income countries, and may be found in regions such as Asia, Latin America, Eastern Europe, the Middle East and Africa. Some emerging market countries may be considered to be "frontier market" countries, although the Fund will not invest more than 20% of its net assets in frontier market countries. The Fund consists of two portions managed by different subadvisers.

NVIT GS EMERGING MARKETS EQUITY INSIGHTS FUND seeks long-term growth of capital by investing in a broadly diversified portfolio of equity investments in emerging country issuers. The Fund's subadviser uses a quantitative style of management, in combination with a qualitative overlay, that emphasizes fundamentally based stock selection, careful portfolio construction and efficient implementation. The Fund may allocate its assets among emerging market countries as determined by the subadviser. Under normal circumstances, the Fund maintains investments in at least six emerging market countries. The Fund seeks to maximize expected return, while maintaining risk, style, and capitalization characteristics similar to those of the MSCI Emerging Markets Standard Index (net of dividend withholding taxes, unhedged), which is the Fund's benchmark index.

## APPENDIX (cont.)

NVIT GS INTERNATIONAL EQUITY INSIGHTS FUND seeks long-term growth of capital by investing in a broadly diversified portfolio of equity investments in non-U.S. issuers. The Fund's subadviser uses a quantitative style of management, in combination with a qualitative overlay, that emphasizes fundamentally based stock selection, careful portfolio construction and efficient implementation. The Fund may allocate its assets among countries as determined by the subadviser. The Fund intends to have investments economically tied to at least three countries, not including the United States, and may invest in securities economically tied to emerging market countries. The Fund seeks to maximize expected return, while maintaining risk, style, and capitalization characteristics similar to those of the MSCI EAFE Standard Index (net of dividend withholding taxes, unhedged), which is the Fund's benchmark index, after adjusting for the subadviser's country views.

### Bonds

NVIT CORE BOND FUND and NATIONWIDE BOND FUND each seeks a high level of current income consistent with preserving capital by investing at least 80% of its net assets in a wide variety of investment grade fixed-income securities, such as corporate bonds, U.S. government securities, and mortgage-backed and asset-backed securities. Each Fund may also invest in high yield bonds (i.e., "junk bonds"), as well as foreign corporate and government bonds denominated in U.S. dollars. Each Fund seeks to achieve its objective by investing in securities offering the highest level of expected income while seeking safety of principal.

NVIT CORE PLUS BOND FUND seeks long-term total return, consistent with reasonable risk, by investing in a diversified portfolio of different types of investment grade fixed-income securities. In contrast to a typical core bond strategy, the Fund also invests a portion of its assets in fixed-income securities that carry higher risks, but which potentially offer higher investment rewards. Under normal circumstances, the Fund invests at least 80% of its net assets in investment grade fixed-income securities, including U.S. and foreign corporate bonds, U.S. government securities, bonds issued by foreign governments and mortgage-backed securities. The Fund may also invest in high-yield bonds, asset-backed securities and corporate loans.

NATIONWIDE INFLATION-PROTECTED SECURITIES FUND seeks to provide inflation protection and income consistent with investment in inflation-indexed securities. Most of these securities are Treasury Inflation Protected Securities, which are inflation-adjusted securities issued by the U.S. Treasury. Nevertheless, this Underlying Fund has the flexibility to invest in other inflation-linked U.S. government securities, as well as inflation-linked securities issued by entities such as domestic and foreign corporations and governments, so long as they are investment grade at the

time of their purchase. The Fund also may invest up to 20% of its net assets in fixed-income securities that are not linked to inflation. These securities may include other debt securities issued by the U.S. government, its agencies or instrumentalities, corporations or other nongovernmental issuers. In selecting securities, the subadviser typically maintains a dollar-weighted average portfolio maturity that is up to one year greater than or less than the dollar-weighted average portfolio maturity of the Bloomberg Barclays U.S. TIPS Index which, as of December 31, 2019, was 7.49 years, although this can change or fluctuate over time.

DOUBLELINE NVIT TOTAL RETURN TACTICAL FUND seeks to maximize total return by employing a flexible investment approach, allocating across different types of fixed-income, or debt, securities. The Fund may invest in U.S. government securities and foreign government bonds, for example, as well as U.S. and foreign corporate bonds, asset-backed securities and mortgage-backed securities. The Fund also may invest in corporate loans. The Fund may invest in securities issued by foreign issuers, including those that are located in emerging market countries, although, under normal circumstances the Fund will not invest more than 25% of its net assets, at the time of purchase, in emerging market securities. The Fund may invest without limit in foreign securities that are denominated in U.S. dollars, although the Fund may invest up to 15% of its net assets, at the time of purchase, in securities that are denominated in currencies other than the U.S. dollar.

### Short-Term Bonds

NVIT SHORT TERM BOND FUND seeks to provide a high level of current income while preserving capital and minimizing fluctuations in share value by investing, under normal circumstances, at least 80% of its net assets in a wide variety of investment grade fixed-income securities, such as corporate bonds, U.S. government securities, mortgage-backed and asset-backed securities and commercial paper. The Fund may also invest in foreign government and corporate bonds that are denominated in U.S. dollars. Any of these securities may pay interest on either a fixed-rate or variable-rate basis. Up to 10% of the Fund's net assets also may be invested in high-yield bonds (commonly known as "junk bonds"). In choosing securities, the subadviser attempts to identify securities that, in its opinion, offer the best combination of yield, maturity and relative price performance, based on anticipated changes in interest rates and in the price relationships among various types of fixed-income securities. The Fund is managed so that its average portfolio duration generally will not exceed three years.

The SAI contains more information about the Funds' investments and strategies and can be requested using the telephone number on the back of this Prospectus.

## **Information from Nationwide Funds**

Please read this Prospectus before you invest, and keep it with your records. This Prospectus is intended for use in connection with variable insurance contracts. The following documents – which may be obtained free of charge – contain additional information about the Funds' investments:

- Statement of Additional Information (incorporated by reference into this Prospectus)
- Annual Reports (which contain discussions of the market conditions and investment strategies that significantly affected each Fund's performance during its last fiscal year)
- Semiannual Reports

To obtain a document free of charge, to request other information about the Funds, or to make inquiries to the Funds, call 800-848-6331, visit [nationwide.com/mutualfundsnvit](http://nationwide.com/mutualfundsnvit) or contact your variable insurance provider.

## **Information from the U.S. Securities and Exchange Commission ("SEC")**

You can obtain copies of Fund documents from the SEC (the SEC charges a fee to copy any documents except when accessing Fund documents directly on the SEC's EDGAR database):

- on the SEC's EDGAR database via the internet at [www.sec.gov](http://www.sec.gov); or
- by electronic request to [publicinfo@sec.gov](mailto:publicinfo@sec.gov)

## **Nationwide Funds Group**

One Nationwide Plaza, Mail Code 5-02-210,  
Columbus, OH 43215

Nationwide, the Nationwide N and Eagle, and Nationwide is on your side are service marks of Nationwide Mutual Insurance Company. © 2020