GUGGENHEIM

5.1.2020

Guggenheim Variable Insurance Funds Prospectus

Rydex Domestic Equity - Broad Market Funds

Dow 2x Strategy*
NASDAQ-100® 2x Strategy*
Russell 2000® 2x Strategy*
S&P 500® 2x Strategy*
Inverse Dow 2x Strategy*
Inverse NASDAQ-100® 2x Strategy*
Inverse Russell 2000® 2x Strategy*
Inverse S&P 500® 2x Strategy*
Inverse Mid-Cap Strategy*
Inverse NASDAQ-100® Strategy*
Inverse Russell 2000® Strategy*
Inverse S&P 500® Strategy*
Mid-Cap 1.5x Strategy*
Nova*
NASDAQ-100®
Russell 2000®
Russell 2000® 1.5x Strategy*
S&P 500®
S&P 500® Pure Growth
S&P 500® Pure Value
S&P MidCap 400® Pure Growth
S&P MidCap 400® Pure Value
S&P SmallCap 600® Pure Growth
S&P SmallCap 600® Pure Value

Rydex Sector Funds

Banking
Basic Materials
Biotechnology
Consumer Products
Electronics
Energy
Energy Services
Financial Services
Health Care
Internet
Leisure
Precious Metals
Retailing
Technology
Telecommunications
Transportation
Utilities

Rydex International Equity Funds

Europe 1.25x Strategy*
Japan 2x Strategy*

Rydex Specialty Funds

Commodities Strategy
Strengthening Dollar 2x Strategy*
Weakening Dollar 2x Strategy*
Real Estate

Rydex Fixed Income Funds

Government Long Bond 1.2x Strategy*
Inverse Government Long Bond Strategy*
High Yield Strategy
Inverse High Yield Strategy

Guggenheim Alternative Funds

Long Short Equity
Global Managed Futures Strategy
Multi-Hedge Strategies

Rydex Money Market Fund

U.S. Government Money Market

* For important information regarding the Funds' investment objectives and their use of leverage, please see the following page.

The U.S. Securities and Exchange Commission and the Commodity Futures Trading Commission have not approved or disapproved these securities or passed upon the accuracy or adequacy of this Prospectus. Any representation to the contrary is a criminal offense.

Beginning on January 1, 2021, paper copies of the Funds' annual and semi-annual shareholder reports will no longer be sent by mail, unless you specifically request paper copies of the reports from the insurance company that offers your contract or from your financial intermediary. Instead, the reports will be made available on a website, and you will be notified by mail each time a report is posted and provided with a website link to access the report. Instructions for requesting paper copies will be provided by your insurance company.

If you already elected to receive shareholder reports electronically, you will not be affected by this change, and you need not take any action. At any time, you may elect to receive reports and other communications from the insurance company electronically by following the instructions provided by the insurance company.

You may elect to receive all future shareholder reports in paper free of charge. You can inform the insurance company that you wish to receive paper copies of reports by following the instructions provided by the insurance company. Your election to receive reports in paper will apply to all portfolio companies available under your contract.

* The Funds are very different from most mutual funds in that they seek to provide leveraged, leveraged inverse or inverse investment results. Certain of the Funds seek to provide such investment results on a daily basis. The Inverse Funds pursue investment goals which are inverse to the performance of their respective underlying index and the Leveraged Inverse Funds pursue investment goals which are inverse to 200% of the performance of their respective underlying index, a result opposite of most other mutual funds. The pursuit of such leveraged and inverse investment goals has the following implications: • The Leveraged Funds and Leveraged Inverse Funds are riskier than alternatives that do not use leverage because the performance of an investment in a Leveraged Fund or Leveraged Inverse Fund is magnified. • The effect of leverage on a Fund will generally cause the Fund's performance to not match the performance of the Fund's benchmark over a period of time greater than one day. This means that the return of a Fund for a period of longer than a single trading day will be the result of each day's compounded returns over the period, which will very likely differ from the return of the Fund's benchmark for that period. As a consequence, especially in periods of market volatility, the path or trend of the benchmark during the longer period may be at least as important to the Fund's cumulative return for the longer period as the cumulative return of the benchmark for the relevant longer period. Further, the return for investors who invest for a period longer than a single trading day will not be the product of the return of a Fund's stated investment goal (*e.g.*, 2x) and the cumulative performance of the Fund's benchmark. In addition, for Funds that seek to provide investment results on a daily basis, as a result of compounding, a Fund's performance for periods greater than one day is likely to be either greater than or less than the performance of the Fund's underlying index times the stated multiple in the Fund's investment objective, before accounting for fees and fund expenses. • **The Funds are not suitable for all investors and are designed to be utilized only by sophisticated investors who (a) understand the risks associated with the use of leverage, (b) understand the consequences of seeking daily leveraged investment results, (c) understand the risks of shorting, and (d) intend to actively monitor and manage their investments. Investors who do not understand the Funds or do not intend to actively manage and monitor their investments should not buy shares of the Funds.**

Each Leveraged Fund (except for the International Equity Funds) seeks daily exposure to its underlying index equal to or in excess of 120% of its net assets (please see each Leveraged Fund's Summary Section for the specific daily exposure sought, which may be in excess of 120%) while each Leveraged Inverse Fund seeks daily exposure to its underlying index equal to -200% of its net assets. As a consequence, for each Fund the risk of total loss of your investment exists in the event of a movement of the Fund's underlying index in excess of 50% in a direction adverse to the Fund (meaning a decline in the value of the underlying index of a Leveraged Fund and a gain in the value of the underlying index of a Leveraged Inverse Fund). In short, the risk of total loss of your investment exists.

The Europe 1.25x Strategy Fund and the Japan 2x Strategy Fund do not seek to provide investment results on a daily basis that match the performance of a specific benchmark, but rather seek to provide investment results that correlate to the performance of a specific benchmark over time. However, similar to the Leveraged Funds and Leveraged Inverse Funds discussed above, each of the Europe 1.25x Strategy Fund and Japan 2x Strategy Fund seeks exposure to its underlying index equal to 125% and 200% of its nets assets, respectively. As a consequence, for the Europe 1.25x Strategy Fund and Japan 2x Strategy Fund, the risk of total loss of your investment exists in the event of a movement of the Fund's underlying index in excess of 50% in a direction adverse to the Fund (meaning a decline in the value of the underlying index of the Fund). In short, the risk of total loss of your investment exists.

There is no assurance that any Fund will achieve its objectives and an investment in a Fund could lose money. No single Fund is a complete investment program.

Table of Contents

FUND SUMMARIES

(Includes Important Information About the Fund (if applicable); Investment Objective; Fees and Expenses of the Fund; Principal Investment Strategies; Principal Risks; Performance Information; Management; Purchase and Sale of Fund Shares; Tax Information; and Payments to Broker-Dealers and Other Financial Intermediaries)

Domestic Equity - Broad Market Funds

Dow 2x Strategy Fund	1
NASDAQ-100® 2x Strategy Fund	11
Russell 2000® 2x Strategy Fund	22
S&P 500® 2x Strategy Fund	33
Inverse Dow 2x Strategy Fund	44
Inverse NASDAQ-100® 2x Strategy Fund	55
Inverse Russell 2000® 2x Strategy Fund	65
Inverse S&P 500® 2x Strategy Fund	74
Inverse Mid-Cap Strategy Fund	83
Inverse NASDAQ-100® Strategy Fund	94
Inverse Russell 2000® Strategy Fund	104
Inverse S&P 500® Strategy Fund	114
Mid-Cap 1.5x Strategy Fund	124
Nova Fund	135
NASDAQ-100® Fund	146
Russell 2000® Fund	154
Russell 2000® 1.5x Strategy Fund	160
S&P 500® Fund	171
S&P 500® Pure Growth Fund	177
S&P 500® Pure Value Fund	183
S&P MidCap 400® Pure Growth Fund	189
S&P MidCap 400® Pure Value Fund	195
S&P SmallCap 600® Pure Growth Fund	201
S&P SmallCap 600® Pure Value Fund	207

Sector Funds

Banking Fund	213
Basic Materials Fund	218
Biotechnology Fund	223
Consumer Products Fund	228
Electronics Fund	233
Energy Fund	238
Energy Services Fund	243
Financial Services Fund	248
Health Care Fund	254
Internet Fund	259
Leisure Fund	265
Precious Metals Fund	271
Retailing Fund	276

Technology Fund	282
Telecommunications Fund	287
Transportation Fund	293
Utilities Fund	298
International Equity Funds	
Europe 1.25x Strategy Fund	303
Japan 2x Strategy Fund	314
Specialty Funds	
Commodities Strategy Fund	325
Strengthening Dollar 2x Strategy Fund	334
Weakening Dollar 2x Strategy Fund	343
Real Estate Fund	352
Fixed Income Funds	
Government Long Bond 1.2x Strategy Fund	357
Inverse Government Long Bond Strategy Fund	366
High Yield Strategy Fund	375
Inverse High Yield Strategy Fund	382
Alternative Funds	
Long Short Equity Fund	388
Global Managed Futures Strategy Fund	397
Multi-Hedge Strategies Fund	407
Money Market Fund	
U.S. Government Money Market Fund	420
More Information About the Trust and the Funds	424
More Information About the Commodities Strategy Fund's Underlying Index	463
Management of the Funds	463
Shareholder Information	467
Purchasing and Redeeming Shares	469
Dividends, Distributions and Additional Tax Information	471
Financial Highlights	473
Index Publishers Information	523
Additional Information	527

IMPORTANT INFORMATION ABOUT THE FUND

The Dow 2x Strategy Fund (the "Fund") is very different from most other mutual funds in that it seeks **daily leveraged** investment results. As a result, the Fund may be riskier than alternatives that do not use leverage because the performance of an investment in the Fund is magnified.

The effect of leverage on the Fund will generally cause the Fund's performance to not match the performance of the Fund's benchmark (as described below) over a period of time greater than a single trading day. This means that the return of the Fund for a period of longer than a single trading day will be the result of each day's compounded returns over the period, which will very likely differ from twice the return of the Fund's underlying index (as defined below) for that period. As a consequence, especially in periods of market volatility, the path or trend of the benchmark during the longer period may be at least as important to the Fund's cumulative return for the longer period as the cumulative return of the benchmark for the relevant longer period. Further, the return for investors who invest for a period longer than a single trading day will not be the product of the return of the Fund's stated investment goal (*i.e.*, 2x) and the cumulative performance of the benchmark.

The Fund is not suitable for all investors. The Fund should be utilized only by investors who (a) understand the risks associated with the use of leverage, (b) understand the consequences of seeking daily leveraged investment results, and (c) intend to actively monitor and manage their investments. Investors who do not meet these criteria should not buy shares of the Fund. An investment in the Fund is not a complete investment program.

INVESTMENT OBJECTIVE

The Fund seeks to provide investment results that match, before fees and expenses, the performance of a specific benchmark on a daily basis. The Fund's current benchmark is 200% of the performance of the Dow Jones Industrial Average® (the "underlying index"). The Fund does not seek to achieve its investment objective over a period of time greater than one day.

FEES AND EXPENSES OF THE FUND

This table describes the fees and expenses that you may pay if you buy and hold shares of the Fund. Owners of variable annuity and insurance contracts that invest in the Fund also should refer to the variable insurance contract prospectus for a description of fees and expenses that may be deducted at the separate account level or contract level for any charges that may be incurred under a contract. If the information below were to reflect the deduction of insurance charges, fees and expenses would be higher.

SHAREHOLDER FEES *(fees paid directly from your investment)*	N/A
ANNUAL FUND OPERATING EXPENSES *(expenses that you pay each year as a percentage of the value of your investment)*	
Management Fees	0.90%
Other Expenses*	1.01%
Acquired Fund Fees and Expenses	0.10%
Total Annual Fund Operating Expenses**	2.01%
Fee Waiver***	-0.07%
Total Annual Fund Operating Expenses After Fee Waiver**	1.94%

* "Other Expenses" does not include fees paid to the Fund's swap contract counterparties, or the management fees, performance fees, and expenses of the reference assets or trading vehicles underlying such swap contracts. These fees and expenses, which are not reflected in this Annual Fund Operating Expenses table, are embedded in the returns of the swap contracts (*i.e.*, the fees and expenses reduce the investment returns of the swap contracts) and represent an indirect cost of investing in the Fund.

** The Total Annual Fund Operating Expenses and Total Annual Fund Operating Expenses After Fee Waiver in this fee table may not correlate to the expense ratios in the Fund's financial highlights and financial statements

because the financial highlights and financial statements reflect only the operating expenses of the Fund and do not include Acquired Fund Fees and Expenses, which are fees and expenses incurred indirectly by the Fund through its investments in certain underlying investment companies.

*** The Advisor has contractually agreed through May 1, 2021, to waive the amount of the Fund's management fee to the extent necessary to offset the proportionate share of any management fee paid by the Fund with respect to any Fund investment in an underlying fund for which the Advisor or any of its affiliates also serves as investment manager. The agreement may be terminated by the Advisor at the conclusion of any one-year term or by the Fund's Board of Trustees at any time, and when the Advisor ceases to serve as such.

EXAMPLE

This Example is intended to help you compare the cost of investing in the Fund with the cost of investing in other mutual funds. The Example does not reflect the fees and expenses which are, or may be, imposed under your variable insurance contract. If the Example were to reflect the deduction of such charges, the costs shown would be greater. The Example assumes that you invest $10,000 in the Fund for the time periods indicated and then redeem all of your shares at the end of those periods. The Example also assumes that your investment has a 5% return each year and that the Fund's operating expenses remain the same. Although your actual costs may be higher or lower, based on these assumptions your costs would be:

1 Year	3 Years	5 Years	10 Years
$197	$624	$1,076	$2,332

PORTFOLIO TURNOVER

The Fund pays transaction costs, such as commissions, when it buys and sells securities (or "turns over" its portfolio). A higher portfolio turnover rate may indicate higher transaction costs. These costs, which are not reflected in the Total Annual Fund Operating Expenses or the Example, affect the Fund's performance. During the most recent fiscal year, the Fund's portfolio turnover rate was 256% of the average value of its portfolio. The Fund's portfolio turnover rate is calculated without regard to cash instruments and most derivatives. If such instruments were included, the Fund's portfolio turnover rate might be significantly higher.

PRINCIPAL INVESTMENT STRATEGIES

The Fund employs as its investment strategy a program of investing in the common stock of companies that are generally within the capitalization range of the underlying index and derivative instruments, which primarily consist of equity index swaps and swaps on exchange-traded funds ("ETFs"), futures contracts, and options on securities, futures contracts, and stock indices. While the Fund may write (sell) and purchase swaps, it expects primarily to purchase swaps. Swap agreements and futures and options contracts, if used properly, may enable the Fund to meet its objective by increasing the Fund's exposure to the securities included in the underlying index or in the same proportion that those securities are represented in the Fund's benchmark. The Advisor attempts to consistently apply leverage to increase the Fund's exposure to 200% of the underlying index, and expects to rebalance the Fund's holdings daily to maintain such exposure. The Fund's use of derivatives and the leveraged investment exposure created by such use are expected to be significant. Certain of the Fund's derivatives investments may be traded in the over-the-counter ("OTC") market. Under normal circumstances, the Fund will invest at least 80% of its net assets, plus any borrowings for investment purposes, in financial instruments with economic characteristics that should perform similarly to the securities of companies in the underlying index.

The Dow Jones Industrial Average® is a price-weighted index of 30 "blue chip" U.S. stocks, which generally represent large-capitalization companies with a capitalization range of $21.7 billion to $1,200.3 billion as of March 31, 2020. To the extent the Fund's underlying index is concentrated in a particular industry the Fund will necessarily be concentrated in that industry. While the Fund's sector exposure may vary over time, as of March 31, 2020, the Fund has significant exposure to the Consumer Discretionary Sector, Consumer Staples Sector, Financials Sector, Health Care Sector, Industrials Sector, and Information Technology Sector, as each sector is defined by the Global Industry Classification Standard, a widely recognized industry classification methodology developed by MSCI, Inc. and Standard & Poor's Financial Services LLC.

On a day-to-day basis, the Fund may hold U.S. government securities or cash equivalents. The Fund also may enter into repurchase agreements with counterparties that are deemed to present acceptable credit risks. In an effort to

ensure that the Fund is fully invested on a day-to-day basis, the Fund may conduct any necessary trading activity at or just prior to the close of the U.S. financial markets. The Fund is non-diversified and, therefore, may invest a greater percentage of its assets in a particular issuer in comparison to a diversified fund.

Investments in derivative instruments, such as futures, options and swap agreements, have the economic effect of creating financial leverage in the Fund's portfolio because such investments may give rise to losses that exceed the amount the Fund has invested in those instruments. Financial leverage will magnify, sometimes significantly, the Fund's exposure to any increase or decrease in prices associated with a particular reference asset resulting in increased volatility in the value of the Fund's portfolio. The value of the Fund's portfolio is likely to experience greater volatility over short-term periods. While such financial leverage has the potential to produce greater gains, it also may result in greater losses, which in some cases may cause the Fund to liquidate other portfolio investments at a loss to comply with limits on leverage and asset segregation requirements imposed by the Investment Company Act of 1940 or to meet redemption requests.

The Fund may invest a portion of its assets, and at times, a substantial portion of its assets, in other short-term fixed-income investment companies advised by the Advisor, or an affiliate of the Advisor, for various purposes, including for liquidity management purposes (*e.g.*, to increase yield on liquid investments used to collateralize derivatives positions) or when such investment companies present a more cost-effective investment option than direct investments in the underlying securities. Investments in these investment companies will significantly increase the portfolio's exposure to certain other asset categories, including: (i) a broad range of high yield, high risk debt securities rated below the top four long-term rating categories by a nationally recognized statistical rating organization or, if unrated, determined by the Advisor to be of comparable quality (also known as "junk bonds"); (ii) securities issued by the U.S. government or its agencies and instrumentalities; (iii) collateralized loan obligations ("CLOs"), other asset-backed securities (including mortgage-backed securities) and similarly structured debt investments; and (iv) other short-term fixed income securities. Such investments will expose the Fund to the risks of these asset categories and increases or decreases in the value of these investments may cause the Fund to deviate from its investment objective.

PRINCIPAL RISKS

As with all mutual funds, a shareholder is subject to the risk that his or her investment could lose money. In addition to this risk, the Fund is subject to the principal risks described below.

ASSET-BACKED AND MORTGAGE-BACKED SECURITIES RISK—Through its investments in other investment companies, the Fund may have exposure to asset-backed securities, including mortgage-backed securities and structured finance investments. Investors in these securities generally receive payments that are part interest and part return of principal. These payments may vary based on the rate at which the underlying borrowers pay off their loans. Some asset-backed securities, including mortgage-backed securities, may have structures that make their reaction to interest rates and other factors difficult to predict, making their prices very volatile and they are subject to liquidity risk. The terms of many structured finance investments and other instruments are tied to the London Interbank Offered Rate ("LIBOR"), which functions as a reference rate or benchmark. It is anticipated that LIBOR will be discontinued at the end of 2021, which may cause increased volatility and illiquidity in the markets for instruments with terms tied to LIBOR or other adverse consequences for these instruments. These events may adversely affect the Fund and its investments in such instruments.

CLO RISK—Through its investments in other investment companies, the Fund may have exposure to CLOs. A CLO is a trust typically collateralized by a pool of loans, which may include, among others, domestic and foreign senior secured loans, senior unsecured loans, and subordinate corporate loans, including loans that may be rated below investment grade or equivalent unrated loans. The cash flows from the trust are split into two or more portions, called tranches, varying in risk and yield. CLO tranches can experience substantial losses due to actual defaults, increased sensitivity to defaults due to collateral default and disappearance of protecting tranches, market anticipation of defaults, as well as aversion to CLO securities as a class. The risks of an investment in a CLO depend largely on the type of the collateral securities and the class of the CLO in which the Fund invests.

COMPOUNDING RISK—In addition to the correlation risks described under "Correlation Risk," the Fund's returns are subject to the effects of compounding, which generally will cause the Fund's performance to not correlate to the performance of the benchmark over periods greater than a single day, before accounting for fees and fund expenses. Compounded returns are the result of reinvesting daily returns over periods greater than a single day. The Fund's compounded returns for periods greater than a single day will be different than the performance of the benchmark

over the same period. The effects of compounding on the performance of the Fund will be more pronounced when the underlying index experiences increased volatility, the greater the leverage employed in the Fund, and over longer holding periods.

Compounding affects the performance of all investments over time, but has a more significant effect on a leveraged index fund because the magnified changes in performance produced by the use of leverage lead to greater increases and decreases in the fund's daily returns which are then compounded over time. The effects of compounding, therefore, have a more significant effect on the Fund because it seeks to match a multiple of the performance of the Fund's underlying index on a daily basis.

Fund performance for periods greater than one day can be estimated given any set of assumptions for the following factors: (a) underlying index performance; (b) underlying index volatility; (c) financing rates associated with leverage; (d) other Fund expenses; (e) dividends or interest paid by companies in the underlying index; and (f) period of time. The table below illustrates the impact of two principal factors – volatility and index performance – on Fund performance. The table shows estimated Fund returns for a number of combinations of performance and volatility over a one-year period. Performance shown in the table assumes: (a) no dividends paid by the companies included in the underlying index; (b) no Fund expenses; and (c) a cost of leverage of zero percent. If Fund expenses, including the cost of leverage, were included, the Fund's performance would be lower than shown.

Areas shaded lighter represent those scenarios where the Fund can be expected to return more than twice the performance of the underlying index; conversely, areas shaded darker represent those scenarios where the Fund can be expected to return less than twice the performance of the underlying index.

Index Performance		**Annualized Volatility**				
1x	**2x**	**10%**	**25%**	**50%**	**75%**	**100%**
-60%	**-120%**	-84%	-85%	-88%	-91%	-94%
-50%	**-100%**	-75%	-77%	-81%	-86%	-91%
-40%	**-80%**	-65%	-66%	-72%	-80%	-87%
-30%	**-60%**	-52%	-54%	-62%	-72%	-82%
-20%	**-40%**	-37%	-41%	-49%	-64%	-78%
-10%	**-20%**	-20%	-24%	-37%	-55%	-71%
0%	**0%**	-1%	-5%	-22%	-43%	-65%
10%	**20%**	19%	14%	-5%	-31%	-58%
20%	**40%**	42%	36%	11%	-15%	-47%
30%	**60%**	67%	59%	32%	-3%	-38%
40%	**80%**	93%	84%	52%	11%	-28%
50%	**100%**	122%	111%	76%	28%	-20%
60%	**120%**	154%	140%	100%	44%	-10%

The underlying index's annualized historical volatility rate for the five-year period ended March 31, 2020 is 14.30%. The underlying index's highest one-year volatility rate during the five-year period is 20.82%. The underlying index's annualized performance for the five-year period ended March 31, 2020 is 6.86%.

Historical underlying index volatility and performance are not indications of what the underlying index volatility and performance will be in the future. The table is intended to isolate the effects of the underlying index volatility and index performance on the return of the Fund, and underscore that the Fund is designed as a short-term trading vehicle for investors who intend to actively monitor and manage their portfolios.

CORRELATION RISK—A number of factors may affect the Fund's ability to achieve a high degree of correlation with its benchmark, including instances in which the Fund does not hold or have exposure to each component security of the underlying index and the effect of compounding on the Fund's returns, and there can be no guarantee that the Fund will achieve a high degree of correlation. Failure to achieve a high degree of correlation may prevent the Fund from achieving its investment objective. The Fund does not attempt to, and should not be expected to, provide returns which are a multiple of the returns of the underlying index for periods other than a single day. The risk of the Fund

not achieving its daily investment objective will be more acute when the underlying index has an extreme one-day movement approaching 50%. **In addition, as a result of compounding, the Fund's performance for periods greater than a single day is likely to be either greater than or less than the performance of the underlying index times the stated multiple in the Fund's investment objective, before accounting for Fund fees and expenses.**

COUNTERPARTY CREDIT RISK—The Fund may invest in financial instruments involving counterparties that attempt to gain exposure to a particular group of securities, index or asset class without actually purchasing those securities or investments, or to hedge a position. The Fund's use of such financial instruments, including swap agreements, involves risks that are different from those associated with ordinary portfolio securities transactions. For example, the Fund is exposed to the risk that the counterparty may be unwilling or unable to make timely payments to meet its contractual obligations or may fail to return holdings that are subject to the agreement with the counterparty. If the counterparty becomes bankrupt or defaults on its payment obligations to the Fund, the Fund may not receive the full amount that it is entitled to receive. If this occurs, the value of your shares in the Fund will decrease.

CREDIT RISK—The Fund could lose money if the debt securities or other instruments in which it invests decline in price, or the issuer or guarantor of such instrument fails to pay interest or principal when due because the issuer or guarantor of the instrument experiences an actual or perceived decline in its financial status. Generally, credit risk is increased when a portfolio security is downgraded or the perceived creditworthiness of the issuer or guarantor deteriorates, though the effect of any credit rating downgrade can be uncertain. To the extent the Fund invests in below investment grade instruments, it will be exposed to a greater amount of credit risk than a fund which only invests in investment grade securities. In addition, to the extent the Fund uses credit derivatives, such use will expose it to additional risk in the event that the bonds underlying the derivatives default. The degree of credit risk depends on the issuer's or guarantor's financial condition and on the terms of the instruments.

DERIVATIVES RISK—The Fund's investments in derivatives may pose risks in addition to and greater than those associated with investing directly in securities or other investments, including risks relating to leverage, imperfect correlations with underlying investments or the Fund's other portfolio holdings, high price volatility, lack of availability, counterparty credit, liquidity, valuation and legal restrictions. Their use is a highly specialized activity that involves investment techniques and risks different from those associated with ordinary portfolio securities transactions. If the Advisor is incorrect about its expectations of market conditions, the use of derivatives could also result in a loss, which in some cases may be unlimited. Certain risks are specific to the derivatives in which the Fund invests.

SWAP AGREEMENTS RISK—Swap agreements are contracts among the Fund and a counterparty to exchange the return of the pre-determined underlying investment (such as the rate of return of the underlying index). Swap agreements may be negotiated bilaterally and traded OTC between two parties or, in some instances, must be transacted through a futures commission merchant and cleared through a clearinghouse that serves as a central counterparty. Risks associated with the use of swap agreements are different from those associated with ordinary portfolio securities transactions, due in part to the fact they could be considered illiquid and many swaps trade on the OTC market. Swaps are particularly subject to counterparty credit, correlation, valuation, liquidity and leveraging risks. Certain standardized swaps are subject to mandatory central clearing. Central clearing is expected to reduce counterparty credit risk and increase liquidity, but central clearing does not make swap transactions risk-free.

FUTURES CONTRACTS RISK—Futures contracts are typically exchange-traded contracts that call for the future delivery of an asset at a certain price and date, or cash settlement of the terms of the contract. Risks of futures contracts may be caused by an imperfect correlation between movements in the price of the instruments and the price of the underlying securities. In addition, there is the risk that the Fund may not be able to enter into a closing transaction because of an illiquid market. Exchanges can limit the number of positions that can be held or controlled by the Fund or the Advisor, thus limiting the ability to implement the Fund's strategies. Futures markets are highly volatile and the use of futures may increase the volatility of the Fund's net asset value ("NAV"). Futures also are subject to leverage risks and to liquidity risk.

OPTIONS CONTRACTS RISK—Options or options on futures contracts give the holder of the option the right to buy (or to sell) a position in a security or in a contract to the writer of the option, at a certain price. They are subject to correlation risk because there may be an imperfect correlation between the options and the securities markets that cause a given transaction to fail to achieve its objectives. The successful use of options depends

on the Advisor's ability to correctly predict future price fluctuations and the degree of correlation between the options and securities markets. Exchanges can limit the number of positions that can be held or controlled by the Fund or the Advisor, thus limiting the ability to implement the Fund's strategies. Options also are particularly subject to leverage risk and can be subject to liquidity risk.

EARLY CLOSING RISK—The Fund is subject to the risk that unanticipated early closings of securities exchanges and other financial markets may result in the Fund's inability to buy or sell securities or other financial instruments on that day and may cause the Fund to incur substantial trading losses.

EQUITY RISK—The Fund is subject to the risk that the value of the equity securities and equity-based derivatives in the Fund's portfolio will decline due to volatility in the equity market caused by general market and economic conditions, perceptions regarding particular industries represented in the equity market, or factors relating to specific companies to which the Fund has investment exposure.

HIGH YIELD AND UNRATED SECURITIES RISK—The Fund's exposure to higher yielding, below investment grade and unrated high risk debt securities (commonly known as "junk bonds") may present additional risk because these securities may be less liquid and present greater credit risk than investment grade bonds. The price of high yield securities tends to be subject to greater volatility due to issuer-specific operating results and outlook and to real or perceived adverse economic and competitive industry conditions. This exposure may be obtained through investments in other investment companies.

INTEREST RATE RISK—The market value of fixed income investments and related financial instruments will change in response to interest rate changes. During periods of falling interest rates, the values of fixed income securities generally rise. Conversely, during periods of rising interest rates, the values of such securities generally decline. Securities with greater interest rate sensitivity and longer maturities generally are subject to greater fluctuations in value. The Fund may invest in variable and floating rate securities. Although these instruments are generally less sensitive to interest rate changes than fixed rate instruments, the value of floating rate and variable securities may decline if their interest rates do not rise as quickly, or as much, as general interest rates. Changes in government or central bank policy, including changes in tax policy or changes in a central bank's implementation of specific policy goals, may have a substantial impact on interest rates, and could have an adverse effect on prices for fixed income securities and on the performance of the Fund. In particular, interest rates in the U.S. are at or near historically low levels and as a result, fixed income securities markets may experience heightened levels of interest rate risk. Any unexpected or sudden reversal of the fiscal policy underlying current interest rate levels could adversely affect the value of the Fund. There can be no guarantee that any particular government or central bank policy will be continued, discontinued or changed, nor that any such policy will have the desired effect on interest rates.

INVESTMENT IN INVESTMENT VEHICLES RISK—Investing in other investment vehicles, including ETFs, closed-end funds, affiliated short-term fixed income funds and other mutual funds, subjects the Fund to those risks affecting the investment vehicle, including the possibility that the value of the underlying securities held by the investment vehicle could decrease or the portfolio becomes illiquid. Moreover, the Fund and its shareholders will incur its pro rata share of the underlying vehicles' expenses, which will reduce the Fund's performance. In addition, investments in an ETF are subject to, among other risks, the risk that the ETF's shares may trade at a discount or premium relative to the NAV of the shares and the listing exchange may halt trading of the ETF's shares.

INVESTMENT IN LOANS RISK—Investing in loans involves special types of risks, including credit risk, interest rate risk, counterparty risk and prepayment risk. Loans may offer a fixed or floating interest rate. Loans are often generally below investment grade and may be unrated. Loans may be difficult to value and some can be subject to liquidity risk.

LARGE-CAPITALIZATION SECURITIES RISK—The Fund is subject to the risk that large-capitalization stocks may underperform other segments of the equity market or the equity market as a whole. Larger, more established companies may be unable to respond quickly to new competitive challenges such as changes in technology and may not be able to attain the high growth rate of smaller companies, especially during extended periods of economic expansion.

LEVERAGING RISK—The Fund achieves leveraged exposure to the underlying index through the use of derivative instruments. The more the Fund invests in leveraged instruments, the more this leverage will magnify any losses on

those investments. The Fund's investment in these instruments generally requires a small investment relative to the amount of investment exposure assumed. As a result, such investments may give rise to losses that exceed the amount invested in those instruments. Since the Fund's investment strategy involves consistently applied leverage, the value of the Fund's shares will tend to increase or decrease more than the value of any increase or decrease in the underlying index. Leverage also will have the effect of magnifying tracking error.

LIQUIDITY AND VALUATION RISK—In certain circumstances, it may be difficult for the Fund to purchase and sell a particular investment within a reasonable time at a fair price, or the price at which it has been valued by the Advisor for purposes of the Fund's NAV, causing the Fund to be less liquid. While the Fund intends to invest in liquid securities and financial instruments, under certain market conditions, such as when trading in a particular investment has been halted temporarily by an exchange because the maximum price change of that investment has been realized, it may be difficult or impossible for the Fund to liquidate such investments. In addition, the ability of the Fund to assign an accurate daily value to certain investments may be difficult, and the Advisor may be required to fair value the investments.

MARKET RISK—The market value of the securities and derivatives held by the Fund may fluctuate over time in response to factors affecting individual companies or other factors such as changing economic, political or financial markets.

NON-DIVERSIFICATION RISK—The Fund is considered non-diversified and can invest a greater portion of its assets in securities of individual issuers than a diversified fund. As a result, changes in the market value of a single issuer's securities could cause greater fluctuations in the value of Fund shares than would occur in a diversified fund. The Fund may become diversified for periods of time solely as a result of changes in the composition of the underlying index (*e.g.*, changes in the relative market capitalization or weights of one or more index component stocks).

OTC TRADING RISK—Certain of the derivatives in which the Fund may invest may be traded (and privately negotiated) in the OTC market. While the OTC derivatives market is the primary trading venue for many derivatives, it is largely unregulated and provides for less transparency than a national securities or commodities exchange. As a result and similar to other privately negotiated contracts, the Fund is subject to counterparty credit risk with respect to such derivatives contracts.

PASSIVE INVESTMENT RISK—The Fund is not actively managed and the Advisor does not attempt to take defensive positions in declining markets. Therefore, the Fund may be subject to greater losses in a declining market than a fund that is actively managed.

PORTFOLIO TURNOVER RISK—Periodic rebalancing of the Fund's holdings pursuant to its daily investment objective may lead to a greater number of portfolio transactions in the Fund than experienced by other mutual funds. Such frequent and active trading may lead to significantly higher transaction costs because of increased broker commissions associated with such transactions.

PREPAYMENT AND EXTENSION RISK—Prepayment risk is the risk that the principal on mortgage-backed securities, other asset-backed securities or any debt security with an embedded call option may be prepaid at any time, which could reduce the security's yield and market value. In the case of prepayment risk, if the investment is converted, prepaid or redeemed before maturity, the portfolio manager may not be able to invest the proceeds in other investments providing as high a level of income, resulting in a reduced yield to the Fund. The rate of prepayments tends to increase as interest rates fall, which could cause the average maturity of the portfolio to shorten. Conversely, extension risk is the risk that an unexpected rise in interest rates will extend the life of a mortgage- or asset-backed security beyond the prepayment time. If the Fund's investments are locked in at a lower interest rate for a longer period of time, the portfolio manager may be unable to capitalize on securities with higher interest rates or wider spreads.

REGULATORY AND LEGAL RISK—U.S. and non-U.S. governmental agencies and other regulators regularly implement additional regulations and legislators pass new laws that affect the investments held by the Fund, the strategies used by the Fund or the level of regulation or taxation applying to the Fund (such as regulations related to investments in derivatives and other transactions). These regulations and laws impact the investment strategies, performance, costs and operations of the Fund or taxation of shareholders.

REPURCHASE AGREEMENT RISK—The Fund's investment in repurchase agreements may be subject to market and credit risk with respect to the collateral securing the repurchase agreements. Investments in repurchase agreements also may be subject to the risk that the market value of the underlying obligations may decline prior to the expiration of the repurchase agreement term.

SECTOR RISK—The Fund is subject to the Sector Risks described below.

Consumer Discretionary Sector Risk. The Fund's investments are exposed to issuers conducting business in the Consumer Discretionary Sector. The manufacturing segment of the Consumer Discretionary Sector includes automotive, household durable goods, leisure equipment and textiles and apparel. The services segment includes hotels, restaurants and other leisure facilities, media production and services, and consumer retailing and services. The Fund is subject to the risk that the securities of such issuers will underperform the market as a whole due to legislative or regulatory changes, adverse market conditions and/or increased competition affecting the Consumer Discretionary Sector. The performance of companies operating in the Consumer Discretionary Sector has historically been closely tied to the performance of the overall economy, and also is affected by economic growth, consumer confidence, attitudes and spending. Changes in demographics and consumer tastes also can affect the demand for, and success of, consumer products and services in the marketplace. Moreover, the Consumer Discretionary Sector encompasses those businesses that tend to be the most sensitive to economic cycles.

Consumer Staples Sector Risk. The Fund's investments are exposed to issuers conducting business in the Consumer Staples Sector. The Consumer Staples Sector includes manufacturers and distributors of food, beverages and tobacco and producers of non-durable household goods and personal products. It also includes food and drug retailing companies as well as hypermarkets and consumer super centers. The Fund is subject to the risk that the securities of such issuers will underperform the market as a whole due to legislative or regulatory changes, adverse market conditions and/or increased competition affecting the Consumer Staples Sector. The performance of companies operating in the Consumer Staples Sector has historically been closely tied to the performance of the overall economy, and also is affected by consumer confidence, demands and preferences, and spending. In addition, companies in the Consumer Staples Sector may be subject to risks pertaining to the supply of, demand for, and prices of raw materials.

Financials Sector Risk. The Fund's investments are exposed to issuers conducting business in the Financials Sector. The Financials Sector includes companies involved in banking, thrifts and mortgage finance, specialized finance, consumer finance, asset management and custody banks, investment banking and brokerage, and insurance. It also includes the Financial Exchanges & Data and Mortgage Real Estate Investment Trusts (REITs) sub-industries. Certain Financials Sector issuers serve as counterparties with which the Fund may enter into derivatives agreements or other similar contractual arrangements. The Fund is subject to the risk that the securities of such issuers will underperform the market as a whole due to legislative or regulatory changes, adverse market conditions and/or increased competition affecting the Financials Sector, which may adversely affect a company's ability to fulfill its obligations as a financial counterparty. Companies operating in the Financials Sector are subject to extensive government regulation, which may limit the financial commitments they can make and the interest rates and fees they can charge. Profitability is largely dependent on the availability and cost of capital funds, and may fluctuate significantly when interest rates change or due to increased competition.

Health Care Sector Risk. The Fund's investments are exposed to issuers conducting business in the Health Care Sector. The Health Care Sector includes health care providers and services, companies that manufacture and distribute health care equipment and supplies, and health care technology companies. It also includes companies involved in the research, development, production and marketing of pharmaceuticals and biotechnology products. The Fund is subject to the risk that the securities of such issuers will underperform the market as a whole due to legislative or regulatory changes, adverse market conditions and/or increased competition affecting the Health Care Sector. The prices of the securities of companies operating in the Health Care Sector are closely tied to government regulation and approval of their products and services, which can have a significant effect on the price and availability of those products and services.

Industrials Sector Risk. The Fund's investments are exposed to issuers conducting business in the Industrials Sector. The Industrials Sector includes manufacturers and distributors of capital goods such as aerospace and

defense, building projects, electrical equipment and machinery, and companies that offer construction and engineering services. It also includes providers of commercial and professional services including printing, environmental and facilities services, office services and supplies, security and alarm services, human resource and employment services, and research and consulting services. It also includes companies that provide transportation services. The Fund is subject to the risk that the securities of such issuers will underperform the market as a whole due to legislative or regulatory changes, adverse market conditions and/or increased competition affecting the Industrials Sector. The prices of the securities of companies operating in the Industrials Sector may fluctuate due to the level and volatility of commodity prices, the exchange value of the dollar, import controls, worldwide competition, liability for environmental damage, depletion of resources, and mandated expenditures for safety and pollution control devices.

Information Technology Sector Risk. The Fund's investments are exposed to issuers conducting business in the Information Technology Sector. The Information Technology Sector includes companies that offer software and information technology services, manufacturers and distributors of technology hardware and equipment such as communications equipment, cellular phones, computers and peripherals, electronic equipment and related instruments and semiconductors. The Fund is subject to the risk that the securities of such issuers will underperform the market as a whole due to legislative or regulatory changes, adverse market conditions and/or increased competition affecting the Information Technology Sector. The prices of the securities of companies operating in the Information Technology Sector are closely tied to market competition, increased sensitivity to short product cycles and aggressive pricing, and problems with bringing products to market.

SHAREHOLDER TRADING RISK—The Fund may be used as a tool for certain investors that employ trading strategies involving frequent trading. Such trading strategies may lead to increased portfolio turnover in the Fund and higher transaction costs. Large movements of assets into and out of the Fund due to active or frequent trading also may adversely affect the Fund's ability to achieve its investment objective.

TEMPORARY DEFENSIVE INVESTMENT RISK—The Advisor generally does not attempt to take defensive positions in the Fund in declining markets. Therefore, the Fund may be subject to greater losses in a declining market than a fund that does take defensive positions in declining markets.

TRACKING ERROR RISK—The Advisor may not be able to cause the Fund's performance to match that of the Fund's benchmark, either on a daily or aggregate basis. Factors such as Fund expenses, imperfect correlation between the Fund's investments and those of the underlying index, rounding of share prices, changes to the composition of the underlying index, regulatory policies, high portfolio turnover rate, and the use of leverage all contribute to tracking error. Tracking error may cause the Fund's performance to be less than you expect.

TRADING HALT RISK—The Fund typically will hold futures contracts and short-term options. The major exchanges on which these contracts are traded, such as the Chicago Mercantile Exchange, have established limits on how much the trading price of a futures contract or option may decline over various time periods within a day, and may halt trading in a contract that exceeds such limits. If a trading halt occurs, the Fund may temporarily be unable to purchase or sell certain securities, futures contracts or options. Such a trading halt near the time the Fund prices its shares may limit the Fund's ability to use leverage and fully invest its assets, which could increase tracking error and adversely affect performance, and may prevent the Fund from achieving its investment objective.

U.S. GOVERNMENT SECURITIES RISK—U.S. government securities may or may not be backed by the full faith and credit of the U.S. government. The value of U.S. government securities will fluctuate and such securities are subject to the risks associated with fixed-income and debt securities, particularly interest rate and credit risk.

PERFORMANCE INFORMATION

The following bar chart shows the performance of the shares of the Fund from year to year. The variability of performance over time provides an indication of the risks of investing in the Fund. The following table shows the performance of the shares of the Fund as an average over different periods of time in comparison to the performance of a broad-based market index. The figures in the bar chart and table assume the reinvestment of dividends and capital gains distributions. The performance information below does not reflect fees and expenses of any variable contract that may use the Fund as its underlying investment and would be lower if it did. Of course, this past performance (before taxes) does not necessarily indicate how the Fund will perform in the future.

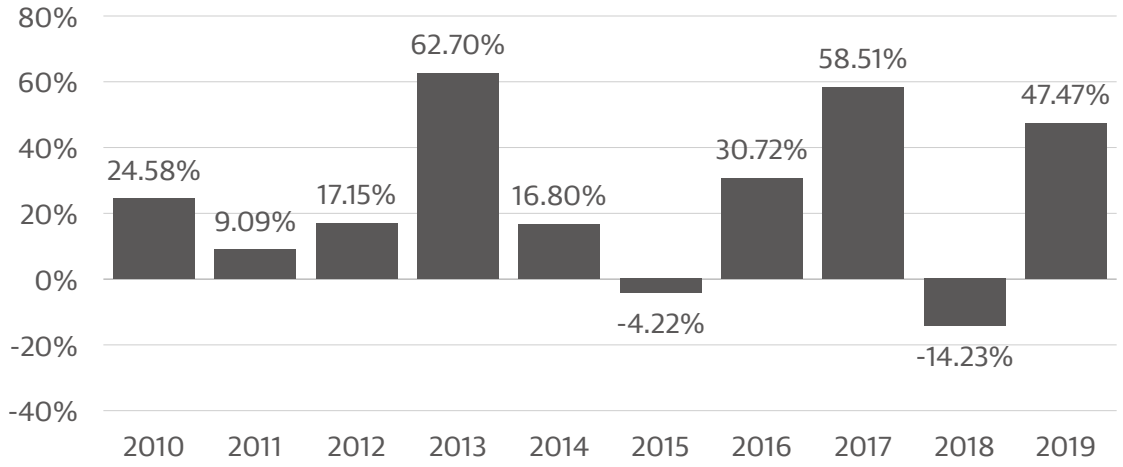

Highest Quarter Return
Q1 2011 24.38%

Lowest Quarter Return
Q3 2011 -24.09%

AVERAGE ANNUAL TOTAL RETURN
(for periods ended December 31, 2019)

	Past 1 Year	Past 5 Years	Past 10 Years
Dow 2x Strategy Fund	47.47%	20.21%	22.48%
Dow Jones Industrial Average® *(reflects no deduction for fees, expenses or taxes)*	25.34%	12.59%	13.40%

MANAGEMENT

INVESTMENT ADVISOR
Security Investors, LLC, which operates under the name Guggenheim Investments, serves as the investment adviser of the Fund.

PORTFOLIO MANAGERS
- **Michael P. Byrum**, CFA, Senior Vice President. Mr. Byrum has been associated with the Advisor since 1993.
- **Ryan A. Harder,** CFA, Portfolio Manager. Mr. Harder has been associated with the Advisor since 2004.

PURCHASE AND SALE OF FUND SHARES
Shares of the Fund are purchased by insurance companies for their separate accounts to fund variable life insurance and variable annuity contracts. All orders for the purchase of shares are subject to acceptance or rejection by the Trust. All redemption requests will be processed and payment with respect thereto will be made within seven days after tender.

TAX INFORMATION
The tax consequences of your investment in the Fund depend on the provisions of the annuity or life insurance program through which you invest. For more information on taxes, please refer to the accompanying prospectus of the annuity or life insurance program through which Fund shares are offered.

IMPORTANT INFORMATION ABOUT THE FUND

The NASDAQ-100® 2x Strategy Fund (the "Fund") is very different from most other mutual funds in that it seeks **daily leveraged** investment results. As a result, the Fund may be riskier than alternatives that do not use leverage because the performance of an investment in the Fund is magnified.

The effect of leverage on the Fund will generally cause the Fund's performance to not match the performance of the Fund's benchmark (as described below) over a period of time greater than a single trading day. This means that the return of the Fund for a period of longer than a single trading day will be the result of each day's compounded returns over the period, which will very likely differ from twice the return of the Fund's underlying index (as defined below) for that period. As a consequence, especially in periods of market volatility, the path or trend of the benchmark during the longer period may be at least as important to the Fund's cumulative return for the longer period as the cumulative return of the benchmark for the relevant longer period. Further, the return for investors who invest for a period longer than a single trading day will not be the product of the return of the Fund's stated investment goal (*i.e.*, 2x) and the cumulative performance of the benchmark.

The Fund is not suitable for all investors. The Fund should be utilized only by investors who (a) understand the risks associated with the use of leverage, (b) understand the consequences of seeking daily leveraged investment results, and (c) intend to actively monitor and manage their investments. Investors who do not meet these criteria should not buy shares of the Fund. An investment in the Fund is not a complete investment program.

INVESTMENT OBJECTIVE

The Fund seeks to provide investment results that match, before fees and expenses, the performance of a specific benchmark on a daily basis. The Fund's current benchmark is 200% of the performance of the NASDAQ-100 Index® (the "underlying index"). The Fund does not seek to achieve its investment objective over a period of time greater than one day.

FEES AND EXPENSES OF THE FUND

This table describes the fees and expenses that you may pay if you buy and hold shares of the Fund. Owners of variable annuity and insurance contracts that invest in the Fund also should refer to the variable insurance contract prospectus for a description of fees and expenses that may be deducted at the separate account level or contract level for any charges that may be incurred under a contract. If the information below were to reflect the deduction of insurance charges, fees and expenses would be higher.

SHAREHOLDER FEES *(fees paid directly from your investment)*	N/A
ANNUAL FUND OPERATING EXPENSES *(expenses that you pay each year as a percentage of the value of your investment)*	
Management Fees	0.90%
Other Expenses*	1.01%
Acquired Fund Fees and Expenses	0.09%
Total Annual Fund Operating Expenses**	2.00%
Fee Waiver***	-0.07%
Total Annual Fund Operating Expenses After Fee Waiver**	1.93%

* "Other Expenses" does not include fees paid to the Fund's swap contract counterparties, or the management fees, performance fees, and expenses of the reference assets or trading vehicles underlying such swap contracts. These fees and expenses, which are not reflected in this Annual Fund Operating Expenses table, are embedded in the returns of the swap contracts (*i.e.*, the fees and expenses reduce the investment returns of the swap contracts) and represent an indirect cost of investing in the Fund.

** The Total Annual Fund Operating Expenses and Total Annual Fund Operating Expenses After Fee Waiver in this fee table may not correlate to the expense ratios in the Fund's financial highlights and financial statements

because the financial highlights and financial statements reflect only the operating expenses of the Fund and do not include Acquired Fund Fees and Expenses, which are fees and expenses incurred indirectly by the Fund through its investments in certain underlying investment companies.

*** The Advisor has contractually agreed through May 1, 2021, to waive the amount of the Fund's management fee to the extent necessary to offset the proportionate share of any management fee paid by the Fund with respect to any Fund investment in an underlying fund for which the Advisor or any of its affiliates also serves as investment manager. The agreement may be terminated by the Advisor at the conclusion of any one-year term or by the Fund's Board of Trustees at any time, and when the Advisor ceases to serve as such.

EXAMPLE

This Example is intended to help you compare the cost of investing in the Fund with the cost of investing in other mutual funds. The Example does not reflect the fees and expenses which are, or may be, imposed under your variable insurance contract. If the Example were to reflect the deduction of such charges, the costs shown would be greater. The Example assumes that you invest $10,000 in the Fund for the time periods indicated and then redeem all of your shares at the end of those periods. The Example also assumes that your investment has a 5% return each year and that the Fund's operating expenses remain the same. Although your actual costs may be higher or lower, based on these assumptions your costs would be:

1 Year	3 Years	5 Years	10 Years
$196	$621	$1,071	$2,322

PORTFOLIO TURNOVER

The Fund pays transaction costs, such as commissions, when it buys and sells securities (or "turns over" its portfolio). A higher portfolio turnover rate may indicate higher transaction costs. These costs, which are not reflected in the Total Annual Fund Operating Expenses or the Example, affect the Fund's performance. During the most recent fiscal year, the Fund's portfolio turnover rate was 346% of the average value of its portfolio. The Fund's portfolio turnover rate is calculated without regard to cash instruments and most derivatives. If such instruments were included, the Fund's portfolio turnover rate might be significantly higher.

PRINCIPAL INVESTMENT STRATEGIES

The Fund employs as its investment strategy a program of investing in the common stock of companies that are generally within the capitalization range of the underlying index and derivative instruments, which primarily consist of equity index swaps and swaps on exchange-traded funds ("ETFs"), futures contracts, and options on securities, futures contracts, and stock indices. While the Fund may write (sell) and purchase swaps, it expects primarily to purchase swaps. Swap agreements and futures and options contracts, if used properly, may enable the Fund to meet its objective by increasing the Fund's exposure to the securities included in the underlying index or in the same proportion that those securities are represented in the Fund's benchmark. The Advisor attempts to consistently apply leverage to increase the Fund's exposure to 200% of the underlying index, and expects to rebalance the Fund's holdings daily to maintain such exposure. The Fund's use of derivatives and the leveraged investment exposure created by such use are expected to be significant. Certain of the Fund's derivatives investments may be traded in the over-the-counter ("OTC") market. The Fund also may invest in American Depositary Receipts ("ADRs") to gain exposure to international companies included in the underlying index. Under normal circumstances, the Fund will invest at least 80% of its net assets, plus any borrowings for investment purposes, in financial instruments with economic characteristics that should perform similarly to the securities of companies in the underlying index.

The NASDAQ-100 Index® is a modified capitalization-weighted index composed of 100 of the largest non-financial companies listed on The Nasdaq Stock Market with capitalizations ranging from $5.2 billion to $1,200.3 billion as of March 31, 2020. To the extent the Fund's underlying index is concentrated in a particular industry the Fund will necessarily be concentrated in that industry. While the Fund's sector exposure may vary over time, as of March 31, 2020, the Fund has significant exposure to the Communication Services Sector, Consumer Discretionary Sector, Consumer Staples Sector, Health Care Sector, and Information Technology Sector, as each sector is defined by the Global Industry Classification Standard, a widely recognized industry classification methodology developed by MSCI, Inc. and Standard & Poor's Financial Services LLC. Also, as of March 31, 2020, the underlying index components, and thus the Fund's investments, are concentrated (*i.e.*, more than 25% of its assets) in securities issued by companies in the Interactive Media & Services Industry, a separate industry within the Communication Services Sector, and

Semiconductors & Semiconductor Equipment Industry and Software Industry, separate industries within the within the Information Technology Sector. The industries in which the underlying index components, and thus the Fund's investments, may be concentrated will vary as the composition of the underlying index changes over time.

On a day-to-day basis, the Fund may hold U.S. government securities or cash equivalents. The Fund also may enter into repurchase agreements with counterparties that are deemed to present acceptable credit risks. In an effort to ensure that the Fund is fully invested on a day-to-day basis, the Fund may conduct any necessary trading activity at or just prior to the close of the U.S. financial markets. The Fund is non-diversified and, therefore, may invest a greater percentage of its assets in a particular issuer in comparison to a diversified fund.

Investments in derivative instruments, such as futures, options and swap agreements, have the economic effect of creating financial leverage in the Fund's portfolio because such investments may give rise to losses that exceed the amount the Fund has invested in those instruments. Financial leverage will magnify, sometimes significantly, the Fund's exposure to any increase or decrease in prices associated with a particular reference asset resulting in increased volatility in the value of the Fund's portfolio. The value of the Fund's portfolio is likely to experience greater volatility over short-term periods. While such financial leverage has the potential to produce greater gains, it also may result in greater losses, which in some cases may cause the Fund to liquidate other portfolio investments at a loss to comply with limits on leverage and asset segregation requirements imposed by the Investment Company Act of 1940 or to meet redemption requests.

The Fund may invest a portion of its assets, and at times, a substantial portion of its assets, in other short-term fixed-income investment companies advised by the Advisor, or an affiliate of the Advisor, for various purposes, including for liquidity management purposes (*e.g.*, to increase yield on liquid investments used to collateralize derivatives positions) or when such investment companies present a more cost-effective investment option than direct investments in the underlying securities. Investments in these investment companies will significantly increase the portfolio's exposure to certain other asset categories, including: (i) a broad range of high yield, high risk debt securities rated below the top four long-term rating categories by a nationally recognized statistical rating organization or, if unrated, determined by the Advisor to be of comparable quality (also known as "junk bonds"); (ii) securities issued by the U.S. government or its agencies and instrumentalities; (iii) collateralized loan obligations ("CLOs"), other asset-backed securities (including mortgage-backed securities) and similarly structured debt investments; and (iv) other short-term fixed income securities. Such investments will expose the Fund to the risks of these asset categories and increases or decreases in the value of these investments may cause the Fund to deviate from its investment objective.

PRINCIPAL RISKS

As with all mutual funds, a shareholder is subject to the risk that his or her investment could lose money. In addition to this risk, the Fund is subject to the principal risks described below.

ASSET-BACKED AND MORTGAGE-BACKED SECURITIES RISK—Through its investments in other investment companies, the Fund may have exposure to asset-backed securities, including mortgage-backed securities and structured finance investments. Investors in these securities generally receive payments that are part interest and part return of principal. These payments may vary based on the rate at which the underlying borrowers pay off their loans. Some asset-backed securities, including mortgage-backed securities, may have structures that make their reaction to interest rates and other factors difficult to predict, making their prices very volatile and they are subject to liquidity risk. The terms of many structured finance investments and other instruments are tied to the London Interbank Offered Rate ("LIBOR"), which functions as a reference rate or benchmark. It is anticipated that LIBOR will be discontinued at the end of 2021, which may cause increased volatility and illiquidity in the markets for instruments with terms tied to LIBOR or other adverse consequences for these instruments. These events may adversely affect the Fund and its investments in such instruments.

CLO RISK—Through its investments in other investment companies, the Fund may have exposure to CLOs. A CLO is a trust typically collateralized by a pool of loans, which may include, among others, domestic and foreign senior secured loans, senior unsecured loans, and subordinate corporate loans, including loans that may be rated below investment grade or equivalent unrated loans. The cash flows from the trust are split into two or more portions, called tranches, varying in risk and yield. CLO tranches can experience substantial losses due to actual defaults, increased sensitivity to defaults due to collateral default and disappearance of protecting tranches, market anticipation of defaults, as well as aversion to CLO securities as a class. The risks of an investment in a CLO depend largely on the type of the collateral securities and the class of the CLO in which the Fund invests.

COMPOUNDING RISK—In addition to the correlation risks described under "Correlation Risk," the Fund's returns are subject to the effects of compounding, which generally will cause the Fund's performance to not correlate to the performance of the benchmark over periods greater than a single day, before accounting for fees and fund expenses. Compounded returns are the result of reinvesting daily returns over periods greater than a single day. The Fund's compounded returns for periods greater than a single day will be different than the performance of the benchmark over the same period. The effects of compounding on the performance of the Fund will be more pronounced when the underlying index experiences increased volatility, the greater the leverage employed in the Fund, and over longer holding periods.

Compounding affects the performance of all investments over time, but has a more significant effect on a leveraged index fund because the magnified changes in performance produced by the use of leverage lead to greater increases and decreases in the fund's daily returns which are then compounded over time. The effects of compounding, therefore, have a more significant effect on the Fund because it seeks to match a multiple of the performance of the Fund's underlying index on a daily basis.

Fund performance for periods greater than one day can be estimated given any set of assumptions for the following factors: (a) underlying index performance; (b) underlying index volatility; (c) financing rates associated with leverage; (d) other Fund expenses; (e) dividends or interest paid by companies in the underlying index; and (f) period of time. The table below illustrates the impact of two principal factors – volatility and index performance – on Fund performance. The table shows estimated Fund returns for a number of combinations of performance and volatility over a one-year period. Performance shown in the table assumes: (a) no dividends paid by the companies included in the underlying index; (b) no Fund expenses; and (c) a cost of leverage of zero percent. If Fund expenses, including the cost of leverage, were included, the Fund's performance would be lower than shown.

Areas shaded lighter represent those scenarios where the Fund can be expected to return more than twice the performance of the underlying index; conversely, areas shaded darker represent those scenarios where the Fund can be expected to return less than twice the performance of the underlying index.

Index Performance		**Annualized Volatility**				
1x	**2x**	**10%**	**25%**	**50%**	**75%**	**100%**
-60%	**-120%**	-84%	-85%	-88%	-91%	-94%
-50%	**-100%**	-75%	-77%	-81%	-86%	-91%
-40%	**-80%**	-65%	-66%	-72%	-80%	-87%
-30%	**-60%**	-52%	-54%	-62%	-72%	-82%
-20%	**-40%**	-37%	-41%	-49%	-64%	-78%
-10%	**-20%**	-20%	-24%	-37%	-55%	-71%
0%	**0%**	-1%	-5%	-22%	-43%	-65%
10%	**20%**	19%	14%	-5%	-31%	-58%
20%	**40%**	42%	36%	11%	-15%	-47%
30%	**60%**	67%	59%	32%	-3%	-38%
40%	**80%**	93%	84%	52%	11%	-28%
50%	**100%**	122%	111%	76%	28%	-20%
60%	**120%**	154%	140%	100%	44%	-10%

The underlying index's annualized historical volatility rate for the five-year period ended March 31, 2020 is 15.58%. The underlying index's highest one-year volatility rate during the five-year period is 18.73%. The underlying index's annualized performance for the five-year period ended March 31, 2020 is 13.81%.

Historical underlying index volatility and performance are not indications of what the underlying index volatility and performance will be in the future. The table is intended to isolate the effects of the underlying index volatility and index performance on the return of the Fund, and underscore that the Fund is designed as a short-term trading vehicle for investors who intend to actively monitor and manage their portfolios.

CORRELATION RISK—A number of factors may affect the Fund's ability to achieve a high degree of correlation with its benchmark, including instances in which the Fund does not hold or have exposure to each component security of the underlying index and the effect of compounding on the Fund's returns, and there can be no guarantee that the Fund will achieve a high degree of correlation. Failure to achieve a high degree of correlation may prevent the Fund from achieving its investment objective. The Fund does not attempt to, and should not be expected to, provide returns which are a multiple of the returns of the underlying index for periods other than a single day. The risk of the Fund not achieving its daily investment objective will be more acute when the underlying index has an extreme one-day movement approaching 50%. **In addition, as a result of compounding, the Fund's performance for periods greater than a single day is likely to be either greater than or less than the performance of the underlying index times the stated multiple in the Fund's investment objective, before accounting for Fund fees and expenses.**

COUNTERPARTY CREDIT RISK—The Fund may invest in financial instruments involving counterparties that attempt to gain exposure to a particular group of securities, index or asset class without actually purchasing those securities or investments, or to hedge a position. The Fund's use of such financial instruments, including swap agreements, involves risks that are different from those associated with ordinary portfolio securities transactions. For example, the Fund is exposed to the risk that the counterparty may be unwilling or unable to make timely payments to meet its contractual obligations or may fail to return holdings that are subject to the agreement with the counterparty. If the counterparty becomes bankrupt or defaults on its payment obligations to the Fund, the Fund may not receive the full amount that it is entitled to receive. If this occurs, the value of your shares in the Fund will decrease.

CREDIT RISK—The Fund could lose money if the debt securities or other instruments in which it invests decline in price, or the issuer or guarantor of such instrument fails to pay interest or principal when due because the issuer or guarantor of the instrument experiences an actual or perceived decline in its financial status. Generally, credit risk is increased when a portfolio security is downgraded or the perceived creditworthiness of the issuer or guarantor deteriorates, though the effect of any credit rating downgrade can be uncertain. To the extent the Fund invests in below investment grade instruments, it will be exposed to a greater amount of credit risk than a fund which only invests in investment grade securities. In addition, to the extent the Fund uses credit derivatives, such use will expose it to additional risk in the event that the bonds underlying the derivatives default. The degree of credit risk depends on the issuer's or guarantor's financial condition and on the terms of the instruments.

DEPOSITARY RECEIPT RISK—The Fund may hold the securities of non-U.S. companies in the form of ADRs. The underlying securities of the ADRs in the Fund's portfolio are subject to fluctuations in foreign currency exchange rates that may affect the value of the Fund's portfolio. In addition, the value of the securities underlying the ADRs may change materially when the U.S. markets are not open for trading. Investments in the underlying foreign securities also involve political and economic risks distinct from those associated with investing in the securities of U.S. issuers.

DERIVATIVES RISK—The Fund's investments in derivatives may pose risks in addition to and greater than those associated with investing directly in securities or other investments, including risks relating to leverage, imperfect correlations with underlying investments or the Fund's other portfolio holdings, high price volatility, lack of availability, counterparty credit, liquidity, valuation and legal restrictions. Their use is a highly specialized activity that involves investment techniques and risks different from those associated with ordinary portfolio securities transactions. If the Advisor is incorrect about its expectations of market conditions, the use of derivatives could also result in a loss, which in some cases may be unlimited. Certain risks are specific to the derivatives in which the Fund invests.

> **SWAP AGREEMENTS RISK**—Swap agreements are contracts among the Fund and a counterparty to exchange the return of the pre-determined underlying investment (such as the rate of return of the underlying index). Swap agreements may be negotiated bilaterally and traded OTC between two parties or, in some instances, must be transacted through a futures commission merchant and cleared through a clearinghouse that serves as a central counterparty. Risks associated with the use of swap agreements are different from those associated with ordinary portfolio securities transactions, due in part to the fact they could be considered illiquid and many swaps trade on the OTC market. Swaps are particularly subject to counterparty credit, correlation, valuation, liquidity and leveraging risks. Certain standardized swaps are subject to mandatory central clearing. Central clearing is expected to reduce counterparty credit risk and increase liquidity, but central clearing does not make swap transactions risk-free.

FUTURES CONTRACTS RISK—Futures contracts are typically exchange-traded contracts that call for the future delivery of an asset at a certain price and date, or cash settlement of the terms of the contract. Risks of futures contracts may be caused by an imperfect correlation between movements in the price of the instruments and the price of the underlying securities. In addition, there is the risk that the Fund may not be able to enter into a closing transaction because of an illiquid market. Exchanges can limit the number of positions that can be held or controlled by the Fund or the Advisor, thus limiting the ability to implement the Fund's strategies. Futures markets are highly volatile and the use of futures may increase the volatility of the Fund's net asset value ("NAV"). Futures also are subject to leverage risks and to liquidity risk.

OPTIONS CONTRACTS RISK—Options or options on futures contracts give the holder of the option the right to buy (or to sell) a position in a security or in a contract to the writer of the option, at a certain price. They are subject to correlation risk because there may be an imperfect correlation between the options and the securities markets that cause a given transaction to fail to achieve its objectives. The successful use of options depends on the Advisor's ability to correctly predict future price fluctuations and the degree of correlation between the options and securities markets. Exchanges can limit the number of positions that can be held or controlled by the Fund or the Advisor, thus limiting the ability to implement the Fund's strategies. Options also are particularly subject to leverage risk and can be subject to liquidity risk.

EARLY CLOSING RISK—The Fund is subject to the risk that unanticipated early closings of securities exchanges and other financial markets may result in the Fund's inability to buy or sell securities or other financial instruments on that day and may cause the Fund to incur substantial trading losses.

EQUITY RISK—The Fund is subject to the risk that the value of the equity securities and equity-based derivatives in the Fund's portfolio will decline due to volatility in the equity market caused by general market and economic conditions, perceptions regarding particular industries represented in the equity market, or factors relating to specific companies to which the Fund has investment exposure.

FOREIGN ISSUER EXPOSURE RISK—The Fund may invest in securities of foreign companies directly, or in financial instruments that are indirectly linked to the performance of foreign issuers, such as ADRs. The Fund's exposure to foreign issuers and investments in foreign securities, if any, are subject to additional risks in comparison to U.S. securities and U.S. issuers, including currency fluctuations, adverse political and economic developments, unreliable or untimely information, less liquidity, limited legal recourse and higher transactional costs.

HIGH YIELD AND UNRATED SECURITIES RISK—The Fund's exposure to higher yielding, below investment grade and unrated high risk debt securities (commonly known as "junk bonds") may present additional risk because these securities may be less liquid and present greater credit risk than investment grade bonds. The price of high yield securities tends to be subject to greater volatility due to issuer-specific operating results and outlook and to real or perceived adverse economic and competitive industry conditions. This exposure may be obtained through investments in other investment companies.

INDUSTRY CONCENTRATION RISK—The Fund may concentrate (*i.e.*, invest more than 25% of its net assets) its investments in a limited number of issuers conducting business in the same industry or group of related industries. To the extent the Fund does so, the Fund is more vulnerable to adverse market, economic, regulatory, political or other developments affecting that industry or group of related industries than a fund that invests its assets more broadly. As of March 31, 2020, the underlying index components, and thus the Fund's investments, are concentrated in securities issued by companies in the industries described below. The industries in which the underlying index components, and thus the Fund's assets, may be concentrated will vary as the composition of the underlying index changes over time.

Interactive Media & Services Industry. As a result of the Fund's concentration in the Interactive Media & Services Industry, the Fund is subject to the risks associated with that Industry. The Interactive Media & Services Industry includes companies engaged in content and information creation or distribution through proprietary platforms, where revenues are derived primarily through pay-per-click advertisements, including search engines, social media and networking platforms, online classifieds, and online review companies. The prices of the securities of companies in the Interactive Media & Services Industry are closely tied to the performance of the overall economy and may be affected by changes in general economic growth, consumer confidence and consumer spending. Changes in demographics and consumer tastes also may affect the

success of companies in the Interactive Media & Services Industry. In addition, legislative or regulatory changes and increased government supervision may affect companies in the Interactive Media & Services Industry. The Interactive Media & Services Industry is a separate industry within the Communication Services Sector.

Semiconductors & Semiconductor Equipment Industry. As a result of the Fund's concentration in the Semiconductors & Semiconductor Equipment Industry, the Fund is subject to the risks associated with that Industry. The Semiconductors & Semiconductor Equipment Industry includes manufacturers of semiconductor equipment, semiconductors and related products, including equipment used in the solar power industry and manufacturers of solar modules and cells. Companies in the Semiconductors & Semiconductor Equipment Industry rely heavily on technology. The prices of the securities of companies in the Semiconductors & Semiconductor Equipment Industry may fluctuate widely due to competitive pressures, increased sensitivity to short product cycles and aggressive pricing, heavy expenses incurred for research and development of products or services that prove unsuccessful, problems related to bringing products to market, and rapid obsolescence of products. Legislative or regulatory changes and increased government supervision also may affect companies in the Semiconductors & Semiconductor Equipment Industry. The Semiconductors & Semiconductor Equipment Industry is a separate industry within the Information Technology Sector.

Software Industry. As a result of the Fund's concentration in the Software Industry, the Fund is subject to the risks associated with that Industry. The Software Industry includes companies engaged in developing and producing software designed for specialized applications and systems and database management software and manufacturers of home entertainment and educational software used primarily in the home. The prices of the securities of issuers in the Software Industry may fluctuate widely due to competitive pressures, increased sensitivity to short product cycles and aggressive pricing, heavy expenses incurred for research and development of products or services that prove unsuccessful, challenges related to bringing products to market, and rapid obsolescence of products. In addition, many software companies rely on a combination of patents, copyrights, trademarks and trade secret laws to establish and protect their proprietary rights in their products and technologies. There can be no assurance that the steps taken by software companies to protect their proprietary rights will be adequate to prevent misappropriation of their technology or that competitors will not independently develop technologies that are substantially equivalent or superior to such companies' technology. Legislative or regulatory changes and increased government supervision also may affect companies in the Software Industry. The Software Industry is a separate industry within the Information Technology Sector.

INTEREST RATE RISK—The market value of fixed income investments and related financial instruments will change in response to interest rate changes. During periods of falling interest rates, the values of fixed income securities generally rise. Conversely, during periods of rising interest rates, the values of such securities generally decline. Securities with greater interest rate sensitivity and longer maturities generally are subject to greater fluctuations in value. The Fund may invest in variable and floating rate securities. Although these instruments are generally less sensitive to interest rate changes than fixed rate instruments, the value of floating rate and variable securities may decline if their interest rates do not rise as quickly, or as much, as general interest rates. Changes in government or central bank policy, including changes in tax policy or changes in a central bank's implementation of specific policy goals, may have a substantial impact on interest rates, and could have an adverse effect on prices for fixed income securities and on the performance of the Fund. In particular, interest rates in the U.S. are at or near historically low levels and as a result, fixed income securities markets may experience heightened levels of interest rate risk. Any unexpected or sudden reversal of the fiscal policy underlying current interest rate levels could adversely affect the value of the Fund. There can be no guarantee that any particular government or central bank policy will be continued, discontinued or changed, nor that any such policy will have the desired effect on interest rates.

INVESTMENT IN INVESTMENT VEHICLES RISK—Investing in other investment vehicles, including ETFs, closed-end funds, affiliated short-term fixed income funds and other mutual funds, subjects the Fund to those risks affecting the investment vehicle, including the possibility that the value of the underlying securities held by the investment vehicle could decrease or the portfolio becomes illiquid. Moreover, the Fund and its shareholders will incur its pro rata share of the underlying vehicles' expenses, which will reduce the Fund's performance. In addition, investments in an ETF are subject to, among other risks, the risk that the ETF's shares may trade at a discount or premium relative to the NAV of the shares and the listing exchange may halt trading of the ETF's shares.

INVESTMENT IN LOANS RISK—Investing in loans involves special types of risks, including credit risk, interest rate risk, counterparty risk and prepayment risk. Loans may offer a fixed or floating interest rate. Loans are often generally below investment grade and may be unrated. Loans may be difficult to value and some can be subject to liquidity risk.

LARGE-CAPITALIZATION SECURITIES RISK—The Fund is subject to the risk that large-capitalization stocks may underperform other segments of the equity market or the equity market as a whole. Larger, more established companies may be unable to respond quickly to new competitive challenges such as changes in technology and may not be able to attain the high growth rate of smaller companies, especially during extended periods of economic expansion.

LEVERAGING RISK—The Fund achieves leveraged exposure to the underlying index through the use of derivative instruments. The more the Fund invests in leveraged instruments, the more this leverage will magnify any losses on those investments. The Fund's investment in these instruments generally requires a small investment relative to the amount of investment exposure assumed. As a result, such investments may give rise to losses that exceed the amount invested in those instruments. Since the Fund's investment strategy involves consistently applied leverage, the value of the Fund's shares will tend to increase or decrease more than the value of any increase or decrease in the underlying index. Leverage also will have the effect of magnifying tracking error.

LIQUIDITY AND VALUATION RISK—In certain circumstances, it may be difficult for the Fund to purchase and sell a particular investment within a reasonable time at a fair price, or the price at which it has been valued by the Advisor for purposes of the Fund's NAV, causing the Fund to be less liquid. While the Fund intends to invest in liquid securities and financial instruments, under certain market conditions, such as when trading in a particular investment has been halted temporarily by an exchange because the maximum price change of that investment has been realized, it may be difficult or impossible for the Fund to liquidate such investments. In addition, the ability of the Fund to assign an accurate daily value to certain investments may be difficult, and the Advisor may be required to fair value the investments.

MARKET RISK—The market value of the securities and derivatives held by the Fund may fluctuate over time in response to factors affecting individual companies or other factors such as changing economic, political or financial markets.

NON-DIVERSIFICATION RISK—The Fund is considered non-diversified and can invest a greater portion of its assets in securities of individual issuers than a diversified fund. As a result, changes in the market value of a single issuer's securities could cause greater fluctuations in the value of Fund shares than would occur in a diversified fund. The Fund may become diversified for periods of time solely as a result of changes in the composition of the underlying index (*e.g.*, changes in the relative market capitalization or weights of one or more index component stocks).

OTC TRADING RISK—Certain of the derivatives in which the Fund may invest may be traded (and privately negotiated) in the OTC market. While the OTC derivatives market is the primary trading venue for many derivatives, it is largely unregulated and provides for less transparency than a national securities or commodities exchange. As a result and similar to other privately negotiated contracts, the Fund is subject to counterparty credit risk with respect to such derivatives contracts.

PASSIVE INVESTMENT RISK—The Fund is not actively managed and the Advisor does not attempt to take defensive positions in declining markets. Therefore, the Fund may be subject to greater losses in a declining market than a fund that is actively managed.

PORTFOLIO TURNOVER RISK—Periodic rebalancing of the Fund's holdings pursuant to its daily investment objective may lead to a greater number of portfolio transactions in the Fund than experienced by other mutual funds. Such frequent and active trading may lead to significantly higher transaction costs because of increased broker commissions associated with such transactions.

PREPAYMENT AND EXTENSION RISK—Prepayment risk is the risk that the principal on mortgage-backed securities, other asset-backed securities or any debt security with an embedded call option may be prepaid at any time, which could reduce the security's yield and market value. In the case of prepayment risk, if the investment is converted, prepaid or redeemed before maturity, the portfolio manager may not be able to invest the proceeds in other investments providing as high a level of income, resulting in a reduced yield to the Fund. The rate of prepayments

tends to increase as interest rates fall, which could cause the average maturity of the portfolio to shorten. Conversely, extension risk is the risk that an unexpected rise in interest rates will extend the life of a mortgage- or asset-backed security beyond the prepayment time. If the Fund's investments are locked in at a lower interest rate for a longer period of time, the portfolio manager may be unable to capitalize on securities with higher interest rates or wider spreads.

REGULATORY AND LEGAL RISK—U.S. and non-U.S. governmental agencies and other regulators regularly implement additional regulations and legislators pass new laws that affect the investments held by the Fund, the strategies used by the Fund or the level of regulation or taxation applying to the Fund (such as regulations related to investments in derivatives and other transactions). These regulations and laws impact the investment strategies, performance, costs and operations of the Fund or taxation of shareholders.

REPURCHASE AGREEMENT RISK—The Fund's investment in repurchase agreements may be subject to market and credit risk with respect to the collateral securing the repurchase agreements. Investments in repurchase agreements also may be subject to the risk that the market value of the underlying obligations may decline prior to the expiration of the repurchase agreement term.

SECTOR RISK—The Fund is subject to the Sector Risks described below.

Communication Services Sector Risk. The Fund's investments are exposed to issuers conducting business in the Communication Services Sector. The Communication Services Sector includes companies that facilitate communication and offer related content and information through various mediums. It includes telecom and media & entertainment companies including producers of interactive gaming products and companies engaged in content and information creation or distribution through proprietary platforms. The Fund is subject to the risk that the securities of such issuers will underperform the market as a whole due to legislative or regulatory changes, adverse market conditions and/or increased competition affecting the Communication Services Sector. The performance of companies operating in the Communication Services Sector has historically been closely tied to the performance of the overall economy, and also is affected by economic growth, consumer confidence, attitudes and spending. Increased sensitivity to short product cycles and aggressive pricing, challenges in bringing products to market and changes in demographics and consumer tastes also can affect the demand for, and success of, communication services products and services in the marketplace.

Consumer Discretionary Sector Risk. The Fund's investments are exposed to issuers conducting business in the Consumer Discretionary Sector. The manufacturing segment of the Consumer Discretionary Sector includes automotive, household durable goods, leisure equipment and textiles and apparel. The services segment includes hotels, restaurants and other leisure facilities, media production and services, and consumer retailing and services. The Fund is subject to the risk that the securities of such issuers will underperform the market as a whole due to legislative or regulatory changes, adverse market conditions and/or increased competition affecting the Consumer Discretionary Sector. The performance of companies operating in the Consumer Discretionary Sector has historically been closely tied to the performance of the overall economy, and also is affected by economic growth, consumer confidence, attitudes and spending. Changes in demographics and consumer tastes also can affect the demand for, and success of, consumer products and services in the marketplace. Moreover, the Consumer Discretionary Sector encompasses those businesses that tend to be the most sensitive to economic cycles.

Consumer Staples Sector Risk. The Fund's investments are exposed to issuers conducting business in the Consumer Staples Sector. The Consumer Staples Sector includes manufacturers and distributors of food, beverages and tobacco and producers of non-durable household goods and personal products. It also includes food and drug retailing companies as well as hypermarkets and consumer super centers. The Fund is subject to the risk that the securities of such issuers will underperform the market as a whole due to legislative or regulatory changes, adverse market conditions and/or increased competition affecting the Consumer Staples Sector. The performance of companies operating in the Consumer Staples Sector has historically been closely tied to the performance of the overall economy, and also is affected by consumer confidence, demands and preferences, and spending. In addition, companies in the Consumer Staples Sector may be subject to risks pertaining to the supply of, demand for, and prices of raw materials.

Health Care Sector Risk. The Fund's investments are exposed to issuers conducting business in the Health Care Sector. The Health Care Sector includes health care providers and services, companies that manufacture and distribute health care equipment and supplies, and health care technology companies. It also includes companies involved in the research, development, production and marketing of pharmaceuticals and biotechnology products. The Fund is subject to the risk that the securities of such issuers will underperform the market as a whole due to legislative or regulatory changes, adverse market conditions and/or increased competition affecting the Health Care Sector. The prices of the securities of companies operating in the Health Care Sector are closely tied to government regulation and approval of their products and services, which can have a significant effect on the price and availability of those products and services.

Information Technology Sector Risk. The Fund's investments are exposed to issuers conducting business in the Information Technology Sector. The Information Technology Sector includes companies that offer software and information technology services, manufacturers and distributors of technology hardware and equipment such as communications equipment, cellular phones, computers and peripherals, electronic equipment and related instruments and semiconductors. The Fund is subject to the risk that the securities of such issuers will underperform the market as a whole due to legislative or regulatory changes, adverse market conditions and/or increased competition affecting the Information Technology Sector. The prices of the securities of companies operating in the Information Technology Sector are closely tied to market competition, increased sensitivity to short product cycles and aggressive pricing, and problems with bringing products to market.

SHAREHOLDER TRADING RISK—The Fund may be used as a tool for certain investors that employ trading strategies involving frequent trading. Such trading strategies may lead to increased portfolio turnover in the Fund and higher transaction costs. Large movements of assets into and out of the Fund due to active or frequent trading also may adversely affect the Fund's ability to achieve its investment objective.

TEMPORARY DEFENSIVE INVESTMENT RISK—The Advisor generally does not attempt to take defensive positions in the Fund in declining markets. Therefore, the Fund may be subject to greater losses in a declining market than a fund that does take defensive positions in declining markets.

TRACKING ERROR RISK—The Advisor may not be able to cause the Fund's performance to match that of the Fund's benchmark, either on a daily or aggregate basis. Factors such as Fund expenses, imperfect correlation between the Fund's investments and those of the underlying index, rounding of share prices, changes to the composition of the underlying index, regulatory policies, high portfolio turnover rate, and the use of leverage all contribute to tracking error. Tracking error may cause the Fund's performance to be less than you expect.

TRADING HALT RISK—The Fund typically will hold futures contracts and short-term options. The major exchanges on which these contracts are traded, such as the Chicago Mercantile Exchange, have established limits on how much the trading price of a futures contract or option may decline over various time periods within a day, and may halt trading in a contract that exceeds such limits. If a trading halt occurs, the Fund may temporarily be unable to purchase or sell certain securities, futures contracts or options. Such a trading halt near the time the Fund prices its shares may limit the Fund's ability to use leverage and fully invest its assets, which could increase tracking error and adversely affect performance, and may prevent the Fund from achieving its investment objective.

U.S. GOVERNMENT SECURITIES RISK—U.S. government securities may or may not be backed by the full faith and credit of the U.S. government. The value of U.S. government securities will fluctuate and such securities are subject to the risks associated with fixed-income and debt securities, particularly interest rate and credit risk.

PERFORMANCE INFORMATION

The following bar chart shows the performance of the shares of the Fund from year to year. The variability of performance over time provides an indication of the risks of investing in the Fund. The following table shows the performance of the shares of the Fund as an average over different periods of time in comparison to the performance of a broad-based market index. The figures in the bar chart and table assume the reinvestment of dividends and capital gains distributions. The performance information below does not reflect fees and expenses of any variable contract that may use the Fund as its underlying investment and would be lower if it did. Of course, this past performance (before taxes) does not necessarily indicate how the Fund will perform in the future.

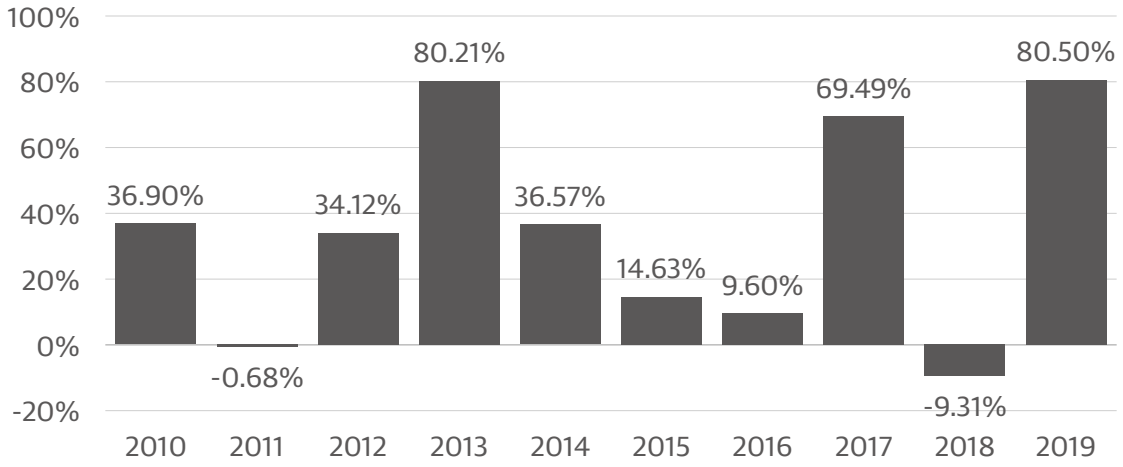

Highest Quarter Return
Q1 2012 45.82%

Lowest Quarter Return
Q4 2018 -33.56%

AVERAGE ANNUAL TOTAL RETURN
(for periods ended December 31, 2019)

	Past 1 Year	Past 5 Years	Past 10 Years
NASDAQ-100® 2x Strategy Fund	80.50%	28.37%	31.66%
NASDAQ-100 Index® *(reflects no deduction for fees, expenses or taxes)*	39.46%	16.91%	18.07%

MANAGEMENT

INVESTMENT ADVISOR

Security Investors, LLC, which operates under the name Guggenheim Investments, serves as the investment adviser of the Fund.

PORTFOLIO MANAGERS

- **Michael P. Byrum**, CFA, Senior Vice President. Mr. Byrum has been associated with the Advisor since 1993.
- **Ryan A. Harder,** CFA, Portfolio Manager. Mr. Harder has been associated with the Advisor since 2004.

PURCHASE AND SALE OF FUND SHARES

Shares of the Fund are purchased by insurance companies for their separate accounts to fund variable life insurance and variable annuity contracts. All orders for the purchase of shares are subject to acceptance or rejection by the Trust. All redemption requests will be processed and payment with respect thereto will be made within seven days after tender.

TAX INFORMATION

The tax consequences of your investment in the Fund depend on the provisions of the annuity or life insurance program through which you invest. For more information on taxes, please refer to the accompanying prospectus of the annuity or life insurance program through which Fund shares are offered.

IMPORTANT INFORMATION ABOUT THE FUND

The Russell 2000® 2x Strategy Fund (the "Fund") is very different from most other mutual funds in that it seeks **daily leveraged** investment results. As a result, the Fund may be riskier than alternatives that do not use leverage because the performance of an investment in the Fund is magnified.

The effect of leverage on the Fund will generally cause the Fund's performance to not match the performance of the Fund's benchmark (as described below) over a period of time greater than a single trading day. This means that the return of the Fund for a period of longer than a single trading day will be the result of each day's compounded returns over the period, which will very likely differ from twice the return of the Fund's underlying index (as defined below) for that period. As a consequence, especially in periods of market volatility, the path or trend of the benchmark during the longer period may be at least as important to the Fund's cumulative return for the longer period as the cumulative return of the benchmark for the relevant longer period. Further, the return for investors who invest for a period longer than a single trading day will not be the product of the return of the Fund's stated investment goal (*i.e.*, 2x) and the cumulative performance of the benchmark.

The Fund is not suitable for all investors. The Fund should be utilized only by investors who (a) understand the risks associated with the use of leverage, (b) understand the consequences of seeking daily leveraged investment results, and (c) intend to actively monitor and manage their investments. Investors who do not meet these criteria should not buy shares of the Fund. An investment in the Fund is not a complete investment program.

INVESTMENT OBJECTIVE

The Fund seeks to provide investment results that match, before fees and expenses, the performance of a specific benchmark on a daily basis. The Fund's current benchmark is 200% of the performance of the Russell 2000® Index (the "underlying index"). The Fund does not seek to achieve its investment objective over a period of time greater than one day.

FEES AND EXPENSES OF THE FUND

This table describes the fees and expenses that you may pay if you buy and hold shares of the Fund. Owners of variable annuity and insurance contracts that invest in the Fund also should refer to the variable insurance contract prospectus for a description of fees and expenses that may be deducted at the separate account level or contract level for any charges that may be incurred under a contract. If the information below were to reflect the deduction of insurance charges, fees and expenses would be higher.

SHAREHOLDER FEES *(fees paid directly from your investment)*	N/A
ANNUAL FUND OPERATING EXPENSES *(expenses that you pay each year as a percentage of the value of your investment)*	
Management Fees	0.90%
Other Expenses*	1.02%
Acquired Fund Fees and Expenses	0.10%
Total Annual Fund Operating Expenses**	2.02%
Fee Waiver***	-0.06%
Total Annual Fund Operating Expenses After Fee Waiver**	1.96%

* "Other Expenses" does not include fees paid to the Fund's swap contract counterparties, or the management fees, performance fees, and expenses of the reference assets or trading vehicles underlying such swap contracts. These fees and expenses, which are not reflected in this Annual Fund Operating Expenses table, are embedded in the returns of the swap contracts (*i.e.*, the fees and expenses reduce the investment returns of the swap contracts) and represent an indirect cost of investing in the Fund.

** The Total Annual Fund Operating Expenses and Total Annual Fund Operating Expenses After Fee Waiver in this fee table may not correlate to the expense ratios in the Fund's financial highlights and financial statements

because the financial highlights and financial statements reflect only the operating expenses of the Fund and do not include Acquired Fund Fees and Expenses, which are fees and expenses incurred indirectly by the Fund through its investments in certain underlying investment companies.

*** The Advisor has contractually agreed through May 1, 2021, to waive the amount of the Fund's management fee to the extent necessary to offset the proportionate share of any management fee paid by the Fund with respect to any Fund investment in an underlying fund for which the Advisor or any of its affiliates also serves as investment manager. The agreement may be terminated by the Advisor at the conclusion of any one-year term or by the Fund's Board of Trustees at any time, and when the Advisor ceases to serve as such.

EXAMPLE

This Example is intended to help you compare the cost of investing in the Fund with the cost of investing in other mutual funds. The Example does not reflect the fees and expenses which are, or may be, imposed under your variable insurance contract. If the Example were to reflect the deduction of such charges, the costs shown would be greater. The Example assumes that you invest $10,000 in the Fund for the time periods indicated and then redeem all of your shares at the end of those periods. The Example also assumes that your investment has a 5% return each year and that the Fund's operating expenses remain the same. Although your actual costs may be higher or lower, based on these assumptions your costs would be:

1 Year	3 Years	5 Years	10 Years
$199	$628	$1,082	$2,343

PORTFOLIO TURNOVER

The Fund pays transaction costs, such as commissions, when it buys and sells securities (or "turns over" its portfolio). A higher portfolio turnover rate may indicate higher transaction costs. These costs, which are not reflected in the Total Annual Fund Operating Expenses or the Example, affect the Fund's performance. During the most recent fiscal year, the Fund's portfolio turnover rate was 510% of the average value of its portfolio. The Fund's portfolio turnover rate is calculated without regard to cash instruments and most derivatives. If such instruments were included, the Fund's portfolio turnover rate might be significantly higher.

PRINCIPAL INVESTMENT STRATEGIES

The Fund employs as its investment strategy a program of investing in the common stock of companies that are generally within the capitalization range of the underlying index and derivative instruments, which primarily consist of equity index swaps and swaps on exchange-traded funds ("ETFs"), futures contracts, and options on securities, futures contracts, and stock indices. While the Fund may write (sell) and purchase swaps, it expects primarily to purchase swaps. Swap agreements and futures and options contracts, if used properly, may enable the Fund to meet its objective by increasing the Fund's exposure to the securities included in the underlying index or in the same proportion that those securities are represented in the Fund's benchmark. The Advisor attempts to consistently apply leverage to increase the Fund's exposure to 200% of the underlying index, and expects to rebalance the Fund's holdings daily to maintain such exposure. The Fund's use of derivatives and the leveraged investment exposure created by such use are expected to be significant. Certain of the Fund's derivatives investments may be traded in the over-the-counter ("OTC") market. Under normal circumstances, the Fund will invest at least 80% of its net assets, plus any borrowings for investment purposes, in financial instruments with economic characteristics that should perform similarly to the securities of companies in the underlying index.

The Russell 2000® Index is composed of the 2,000 smallest companies in the Russell 3000® Index, representing approximately 10% of the Russell 3000® total market capitalization and consisting of capitalizations ranging from $5.9 million to $11.3 billion as of March 31, 2020. The Russell 3000® Index is composed of the 3,000 largest U.S. companies ranked by total market capitalization, representing approximately 98% of the U.S. investable equity market. To the extent the Fund's underlying index is concentrated in a particular industry the Fund will necessarily be concentrated in that industry. While the Fund's sector exposure may vary over time, as of March 31, 2020, the Fund has significant exposure to the Consumer Discretionary Sector, Financials Sector, Health Care Sector, Industrials Sector, Information Technology Sector, and Real Estate Sector, as each sector is defined by the Global Industry Classification Standard, a widely recognized industry classification methodology developed by MSCI, Inc. and Standard & Poor's Financial Services LLC.

On a day-to-day basis, the Fund may hold U.S. government securities or cash equivalents. The Fund also may enter into repurchase agreements with counterparties that are deemed to present acceptable credit risks. In an effort to ensure that the Fund is fully invested on a day-to-day basis, the Fund may conduct any necessary trading activity at or just prior to the close of the U.S. financial markets. The Fund is non-diversified and, therefore, may invest a greater percentage of its assets in a particular issuer in comparison to a diversified fund.

Investments in derivative instruments, such as futures, options and swap agreements, have the economic effect of creating financial leverage in the Fund's portfolio because such investments may give rise to losses that exceed the amount the Fund has invested in those instruments. Financial leverage will magnify, sometimes significantly, the Fund's exposure to any increase or decrease in prices associated with a particular reference asset resulting in increased volatility in the value of the Fund's portfolio. The value of the Fund's portfolio is likely to experience greater volatility over short-term periods. While such financial leverage has the potential to produce greater gains, it also may result in greater losses, which in some cases may cause the Fund to liquidate other portfolio investments at a loss to comply with limits on leverage and asset segregation requirements imposed by the Investment Company Act of 1940 or to meet redemption requests.

The Fund may invest a portion of its assets, and at times, a substantial portion of its assets, in other short-term fixed-income investment companies advised by the Advisor, or an affiliate of the Advisor, for various purposes, including for liquidity management purposes (*e.g.*, to increase yield on liquid investments used to collateralize derivatives positions) or when such investment companies present a more cost-effective investment option than direct investments in the underlying securities. Investments in these investment companies will significantly increase the portfolio's exposure to certain other asset categories, including: (i) a broad range of high yield, high risk debt securities rated below the top four long-term rating categories by a nationally recognized statistical rating organization or, if unrated, determined by the Advisor to be of comparable quality (also known as "junk bonds"); (ii) securities issued by the U.S. government or its agencies and instrumentalities; (iii) collateralized loan obligations ("CLOs"), other asset-backed securities (including mortgage-backed securities) and similarly structured debt investments; and (iv) other short-term fixed income securities. Such investments will expose the Fund to the risks of these asset categories and increases or decreases in the value of these investments may cause the Fund to deviate from its investment objective.

PRINCIPAL RISKS

As with all mutual funds, a shareholder is subject to the risk that his or her investment could lose money. In addition to this risk, the Fund is subject to the principal risks described below.

ASSET-BACKED AND MORTGAGE-BACKED SECURITIES RISK—Through its investments in other investment companies, the Fund may have exposure to asset-backed securities, including mortgage-backed securities and structured finance investments. Investors in these securities generally receive payments that are part interest and part return of principal. These payments may vary based on the rate at which the underlying borrowers pay off their loans. Some asset-backed securities, including mortgage-backed securities, may have structures that make their reaction to interest rates and other factors difficult to predict, making their prices very volatile and they are subject to liquidity risk. The terms of many structured finance investments and other instruments are tied to the London Interbank Offered Rate ("LIBOR"), which functions as a reference rate or benchmark. It is anticipated that LIBOR will be discontinued at the end of 2021, which may cause increased volatility and illiquidity in the markets for instruments with terms tied to LIBOR or other adverse consequences for these instruments. These events may adversely affect the Fund and its investments in such instruments.

CLO RISK—Through its investments in other investment companies, the Fund may have exposure to CLOs. A CLO is a trust typically collateralized by a pool of loans, which may include, among others, domestic and foreign senior secured loans, senior unsecured loans, and subordinate corporate loans, including loans that may be rated below investment grade or equivalent unrated loans. The cash flows from the trust are split into two or more portions, called tranches, varying in risk and yield. CLO tranches can experience substantial losses due to actual defaults, increased sensitivity to defaults due to collateral default and disappearance of protecting tranches, market anticipation of defaults, as well as aversion to CLO securities as a class. The risks of an investment in a CLO depend largely on the type of the collateral securities and the class of the CLO in which the Fund invests.

COMPOUNDING RISK—In addition to the correlation risks described under "Correlation Risk," the Fund's returns are subject to the effects of compounding, which generally will cause the Fund's performance to not correlate to the performance of the benchmark over periods greater than a single day, before accounting for fees and fund expenses.

Compounded returns are the result of reinvesting daily returns over periods greater than a single day. The Fund's compounded returns for periods greater than a single day will be different than the performance of the benchmark over the same period. The effects of compounding on the performance of the Fund will be more pronounced when the underlying index experiences increased volatility, the greater the leverage employed in the Fund, and over longer holding periods.

Compounding affects the performance of all investments over time, but has a more significant effect on a leveraged index fund because the magnified changes in performance produced by the use of leverage lead to greater increases and decreases in the fund's daily returns which are then compounded over time. The effects of compounding, therefore, have a more significant effect on the Fund because it seeks to match a multiple of the performance of the Fund's underlying index on a daily basis.

Fund performance for periods greater than one day can be estimated given any set of assumptions for the following factors: (a) underlying index performance; (b) underlying index volatility; (c) financing rates associated with leverage; (d) other Fund expenses; (e) dividends or interest paid by companies in the underlying index; and (f) period of time. The table below illustrates the impact of two principal factors – volatility and index performance – on Fund performance. The table shows estimated Fund returns for a number of combinations of performance and volatility over a one-year period. Performance shown in the table assumes: (a) no dividends paid by the companies included in the underlying index; (b) no Fund expenses; and (c) a cost of leverage of zero percent. If Fund expenses, including the cost of leverage, were included, the Fund's performance would be lower than shown.

Areas shaded lighter represent those scenarios where the Fund can be expected to return more than twice the performance of the underlying index; conversely, areas shaded darker represent those scenarios where the Fund can be expected to return less than twice the performance of the underlying index.

Index Performance		**Annualized Volatility**				
1x	**2x**	**10%**	**25%**	**50%**	**75%**	**100%**
-60%	**-120%**	-84%	-85%	-88%	-91%	-94%
-50%	**-100%**	-75%	-77%	-81%	-86%	-91%
-40%	**-80%**	-65%	-66%	-72%	-80%	-87%
-30%	**-60%**	-52%	-54%	-62%	-72%	-82%
-20%	**-40%**	-37%	-41%	-49%	-64%	-78%
-10%	**-20%**	-20%	-24%	-37%	-55%	-71%
0%	**0%**	-1%	-5%	-22%	-43%	-65%
10%	**20%**	19%	14%	-5%	-31%	-58%
20%	**40%**	42%	36%	11%	-15%	-47%
30%	**60%**	67%	59%	32%	-3%	-38%
40%	**80%**	93%	84%	52%	11%	-28%
50%	**100%**	122%	111%	76%	28%	-20%
60%	**120%**	154%	140%	100%	44%	-10%

The underlying index's annualized historical volatility rate for the five-year period ended March 31, 2020 is 19.15%. The underlying index's highest one-year volatility rate during the five-year period is 27.46%. The underlying index's annualized performance for the five-year period ended March 31, 2020 is -0.25%.

Historical underlying index volatility and performance are not indications of what the underlying index volatility and performance will be in the future. The table is intended to isolate the effects of the underlying index volatility and index performance on the return of the Fund, and underscore that the Fund is designed as a short-term trading vehicle for investors who intend to actively monitor and manage their portfolios.

CORRELATION RISK—A number of factors may affect the Fund's ability to achieve a high degree of correlation with its benchmark, including instances in which the Fund does not hold or have exposure to each component security of the underlying index and the effect of compounding on the Fund's returns, and there can be no guarantee that the Fund will achieve a high degree of correlation. Failure to achieve a high degree of correlation may prevent the Fund

from achieving its investment objective. The Fund does not attempt to, and should not be expected to, provide returns which are a multiple of the returns of the underlying index for periods other than a single day. The risk of the Fund not achieving its daily investment objective will be more acute when the underlying index has an extreme one-day movement approaching 50%. **In addition, as a result of compounding, the Fund's performance for periods greater than a single day is likely to be either greater than or less than the performance of the underlying index times the stated multiple in the Fund's investment objective, before accounting for Fund fees and expenses.**

COUNTERPARTY CREDIT RISK—The Fund may invest in financial instruments involving counterparties that attempt to gain exposure to a particular group of securities, index or asset class without actually purchasing those securities or investments, or to hedge a position. The Fund's use of such financial instruments, including swap agreements, involves risks that are different from those associated with ordinary portfolio securities transactions. For example, the Fund is exposed to the risk that the counterparty may be unwilling or unable to make timely payments to meet its contractual obligations or may fail to return holdings that are subject to the agreement with the counterparty. If the counterparty becomes bankrupt or defaults on its payment obligations to the Fund, the Fund may not receive the full amount that it is entitled to receive. If this occurs, the value of your shares in the Fund will decrease.

CREDIT RISK—The Fund could lose money if the debt securities or other instruments in which it invests decline in price, or the issuer or guarantor of such instrument fails to pay interest or principal when due because the issuer or guarantor of the instrument experiences an actual or perceived decline in its financial status. Generally, credit risk is increased when a portfolio security is downgraded or the perceived creditworthiness of the issuer or guarantor deteriorates, though the effect of any credit rating downgrade can be uncertain. To the extent the Fund invests in below investment grade instruments, it will be exposed to a greater amount of credit risk than a fund which only invests in investment grade securities. In addition, to the extent the Fund uses credit derivatives, such use will expose it to additional risk in the event that the bonds underlying the derivatives default. The degree of credit risk depends on the issuer's or guarantor's financial condition and on the terms of the instruments.

DERIVATIVES RISK—The Fund's investments in derivatives may pose risks in addition to and greater than those associated with investing directly in securities or other investments, including risks relating to leverage, imperfect correlations with underlying investments or the Fund's other portfolio holdings, high price volatility, lack of availability, counterparty credit, liquidity, valuation and legal restrictions. Their use is a highly specialized activity that involves investment techniques and risks different from those associated with ordinary portfolio securities transactions. If the Advisor is incorrect about its expectations of market conditions, the use of derivatives could also result in a loss, which in some cases may be unlimited. Certain risks are specific to the derivatives in which the Fund invests.

SWAP AGREEMENTS RISK—Swap agreements are contracts among the Fund and a counterparty to exchange the return of the pre-determined underlying investment (such as the rate of return of the underlying index). Swap agreements may be negotiated bilaterally and traded OTC between two parties or, in some instances, must be transacted through a futures commission merchant and cleared through a clearinghouse that serves as a central counterparty. Risks associated with the use of swap agreements are different from those associated with ordinary portfolio securities transactions, due in part to the fact they could be considered illiquid and many swaps trade on the OTC market. Swaps are particularly subject to counterparty credit, correlation, valuation, liquidity and leveraging risks. Certain standardized swaps are subject to mandatory central clearing. Central clearing is expected to reduce counterparty credit risk and increase liquidity, but central clearing does not make swap transactions risk-free.

FUTURES CONTRACTS RISK—Futures contracts are typically exchange-traded contracts that call for the future delivery of an asset at a certain price and date, or cash settlement of the terms of the contract. Risks of futures contracts may be caused by an imperfect correlation between movements in the price of the instruments and the price of the underlying securities. In addition, there is the risk that the Fund may not be able to enter into a closing transaction because of an illiquid market. Exchanges can limit the number of positions that can be held or controlled by the Fund or the Advisor, thus limiting the ability to implement the Fund's strategies. Futures markets are highly volatile and the use of futures may increase the volatility of the Fund's net asset value ("NAV"). Futures also are subject to leverage risks and to liquidity risk.

OPTIONS CONTRACTS RISK—Options or options on futures contracts give the holder of the option the right to buy (or to sell) a position in a security or in a contract to the writer of the option, at a certain price. They are

subject to correlation risk because there may be an imperfect correlation between the options and the securities markets that cause a given transaction to fail to achieve its objectives. The successful use of options depends on the Advisor's ability to correctly predict future price fluctuations and the degree of correlation between the options and securities markets. Exchanges can limit the number of positions that can be held or controlled by the Fund or the Advisor, thus limiting the ability to implement the Fund's strategies. Options also are particularly subject to leverage risk and can be subject to liquidity risk.

EARLY CLOSING RISK—The Fund is subject to the risk that unanticipated early closings of securities exchanges and other financial markets may result in the Fund's inability to buy or sell securities or other financial instruments on that day and may cause the Fund to incur substantial trading losses.

EQUITY RISK—The Fund is subject to the risk that the value of the equity securities and equity-based derivatives in the Fund's portfolio will decline due to volatility in the equity market caused by general market and economic conditions, perceptions regarding particular industries represented in the equity market, or factors relating to specific companies to which the Fund has investment exposure.

HIGH YIELD AND UNRATED SECURITIES RISK—The Fund's exposure to higher yielding, below investment grade and unrated high risk debt securities (commonly known as "junk bonds") may present additional risk because these securities may be less liquid and present greater credit risk than investment grade bonds. The price of high yield securities tends to be subject to greater volatility due to issuer-specific operating results and outlook and to real or perceived adverse economic and competitive industry conditions. This exposure may be obtained through investments in other investment companies.

INTEREST RATE RISK—The market value of fixed income investments and related financial instruments will change in response to interest rate changes. During periods of falling interest rates, the values of fixed income securities generally rise. Conversely, during periods of rising interest rates, the values of such securities generally decline. Securities with greater interest rate sensitivity and longer maturities generally are subject to greater fluctuations in value. The Fund may invest in variable and floating rate securities. Although these instruments are generally less sensitive to interest rate changes than fixed rate instruments, the value of floating rate and variable securities may decline if their interest rates do not rise as quickly, or as much, as general interest rates. Changes in government or central bank policy, including changes in tax policy or changes in a central bank's implementation of specific policy goals, may have a substantial impact on interest rates, and could have an adverse effect on prices for fixed income securities and on the performance of the Fund. In particular, interest rates in the U.S. are at or near historically low levels and as a result, fixed income securities markets may experience heightened levels of interest rate risk. Any unexpected or sudden reversal of the fiscal policy underlying current interest rate levels could adversely affect the value of the Fund. There can be no guarantee that any particular government or central bank policy will be continued, discontinued or changed, nor that any such policy will have the desired effect on interest rates.

INVESTMENT IN INVESTMENT VEHICLES RISK—Investing in other investment vehicles, including ETFs, closed-end funds, affiliated short-term fixed income funds and other mutual funds, subjects the Fund to those risks affecting the investment vehicle, including the possibility that the value of the underlying securities held by the investment vehicle could decrease or the portfolio becomes illiquid. Moreover, the Fund and its shareholders will incur its pro rata share of the underlying vehicles' expenses, which will reduce the Fund's performance. In addition, investments in an ETF are subject to, among other risks, the risk that the ETF's shares may trade at a discount or premium relative to the NAV of the shares and the listing exchange may halt trading of the ETF's shares.

INVESTMENT IN LOANS RISK—Investing in loans involves special types of risks, including credit risk, interest rate risk, counterparty risk and prepayment risk. Loans may offer a fixed or floating interest rate. Loans are often generally below investment grade and may be unrated. Loans may be difficult to value and some can be subject to liquidity risk.

LEVERAGING RISK—The Fund achieves leveraged exposure to the underlying index through the use of derivative instruments. The more the Fund invests in leveraged instruments, the more this leverage will magnify any losses on those investments. The Fund's investment in these instruments generally requires a small investment relative to the amount of investment exposure assumed. As a result, such investments may give rise to losses that exceed the amount invested in those instruments. Since the Fund's investment strategy involves consistently applied leverage,

the value of the Fund's shares will tend to increase or decrease more than the value of any increase or decrease in the underlying index. Leverage also will have the effect of magnifying tracking error.

LIQUIDITY AND VALUATION RISK—In certain circumstances, it may be difficult for the Fund to purchase and sell a particular investment within a reasonable time at a fair price, or the price at which it has been valued by the Advisor for purposes of the Fund's NAV, causing the Fund to be less liquid. While the Fund intends to invest in liquid securities and financial instruments, under certain market conditions, such as when trading in a particular investment has been halted temporarily by an exchange because the maximum price change of that investment has been realized, it may be difficult or impossible for the Fund to liquidate such investments. In addition, the ability of the Fund to assign an accurate daily value to certain investments may be difficult, and the Advisor may be required to fair value the investments.

MARKET RISK—The market value of the securities and derivatives held by the Fund may fluctuate over time in response to factors affecting individual companies or other factors such as changing economic, political or financial markets.

NON-DIVERSIFICATION RISK—The Fund is considered non-diversified and can invest a greater portion of its assets in securities of individual issuers than a diversified fund. As a result, changes in the market value of a single issuer's securities could cause greater fluctuations in the value of Fund shares than would occur in a diversified fund. The Fund may become diversified for periods of time solely as a result of changes in the composition of the underlying index (*e.g.*, changes in the relative market capitalization or weights of one or more index component stocks).

OTC TRADING RISK—Certain of the derivatives in which the Fund may invest may be traded (and privately negotiated) in the OTC market. While the OTC derivatives market is the primary trading venue for many derivatives, it is largely unregulated and provides for less transparency than a national securities or commodities exchange. As a result and similar to other privately negotiated contracts, the Fund is subject to counterparty credit risk with respect to such derivatives contracts.

PASSIVE INVESTMENT RISK—The Fund is not actively managed and the Advisor does not attempt to take defensive positions in declining markets. Therefore, the Fund may be subject to greater losses in a declining market than a fund that is actively managed.

PORTFOLIO TURNOVER RISK—Periodic rebalancing of the Fund's holdings pursuant to its daily investment objective may lead to a greater number of portfolio transactions in the Fund than experienced by other mutual funds. Such frequent and active trading may lead to significantly higher transaction costs because of increased broker commissions associated with such transactions.

PREPAYMENT AND EXTENSION RISK—Prepayment risk is the risk that the principal on mortgage-backed securities, other asset-backed securities or any debt security with an embedded call option may be prepaid at any time, which could reduce the security's yield and market value. In the case of prepayment risk, if the investment is converted, prepaid or redeemed before maturity, the portfolio manager may not be able to invest the proceeds in other investments providing as high a level of income, resulting in a reduced yield to the Fund. The rate of prepayments tends to increase as interest rates fall, which could cause the average maturity of the portfolio to shorten. Conversely, extension risk is the risk that an unexpected rise in interest rates will extend the life of a mortgage- or asset-backed security beyond the prepayment time. If the Fund's investments are locked in at a lower interest rate for a longer period of time, the portfolio manager may be unable to capitalize on securities with higher interest rates or wider spreads.

REAL ESTATE INVESTMENT TRUST ("REIT") RISK—REITs are securities that invest substantially all of their assets in real estate, trade like stocks and may qualify for special tax considerations. Investments in REITs subject the Fund to risks associated with the direct ownership of real estate. Market conditions or events affecting the overall real estate and REIT markets, such as declining property values or rising interest rates, could have a negative impact on the real estate market and the value of REITs in general. REITs may be affected by changes in the value of the underlying property owned by the trusts, economic downturns which may have a material effect on the real estate in which the REITs invest and their underlying portfolio securities. Further, REITs are dependent upon specialized management skills and may have their investments in relatively few properties, or in a small geographic area or a single property type. Failure of a company to qualify as a REIT under federal tax law may have adverse consequences to the Fund. In addition, REITs have their own expenses, and the Fund will bear a proportionate share of those expenses.

REGULATORY AND LEGAL RISK—U.S. and non-U.S. governmental agencies and other regulators regularly implement additional regulations and legislators pass new laws that affect the investments held by the Fund, the strategies used by the Fund or the level of regulation or taxation applying to the Fund (such as regulations related to investments in derivatives and other transactions). These regulations and laws impact the investment strategies, performance, costs and operations of the Fund or taxation of shareholders.

REPURCHASE AGREEMENT RISK—The Fund's investment in repurchase agreements may be subject to market and credit risk with respect to the collateral securing the repurchase agreements. Investments in repurchase agreements also may be subject to the risk that the market value of the underlying obligations may decline prior to the expiration of the repurchase agreement term.

SECTOR RISK—The Fund is subject to the Sector Risks described below.

Consumer Discretionary Sector Risk. The Fund's investments are exposed to issuers conducting business in the Consumer Discretionary Sector. The manufacturing segment of the Consumer Discretionary Sector includes automotive, household durable goods, leisure equipment and textiles and apparel. The services segment includes hotels, restaurants and other leisure facilities, media production and services, and consumer retailing and services. The Fund is subject to the risk that the securities of such issuers will underperform the market as a whole due to legislative or regulatory changes, adverse market conditions and/or increased competition affecting the Consumer Discretionary Sector. The performance of companies operating in the Consumer Discretionary Sector has historically been closely tied to the performance of the overall economy, and also is affected by economic growth, consumer confidence, attitudes and spending. Changes in demographics and consumer tastes also can affect the demand for, and success of, consumer products and services in the marketplace. Moreover, the Consumer Discretionary Sector encompasses those businesses that tend to be the most sensitive to economic cycles.

Financials Sector Risk. The Fund's investments are exposed to issuers conducting business in the Financials Sector. The Financials Sector includes companies involved in banking, thrifts and mortgage finance, specialized finance, consumer finance, asset management and custody banks, investment banking and brokerage, and insurance. It also includes the Financial Exchanges & Data and Mortgage Real Estate Investment Trusts (REITs) sub-industries. Certain Financials Sector issuers serve as counterparties with which the Fund may enter into derivatives agreements or other similar contractual arrangements. The Fund is subject to the risk that the securities of such issuers will underperform the market as a whole due to legislative or regulatory changes, adverse market conditions and/or increased competition affecting the Financials Sector, which may adversely affect a company's ability to fulfill its obligations as a financial counterparty. Companies operating in the Financials Sector are subject to extensive government regulation, which may limit the financial commitments they can make and the interest rates and fees they can charge. Profitability is largely dependent on the availability and cost of capital funds, and may fluctuate significantly when interest rates change or due to increased competition.

Health Care Sector Risk. The Fund's investments are exposed to issuers conducting business in the Health Care Sector. The Health Care Sector includes health care providers and services, companies that manufacture and distribute health care equipment and supplies, and health care technology companies. It also includes companies involved in the research, development, production and marketing of pharmaceuticals and biotechnology products. The Fund is subject to the risk that the securities of such issuers will underperform the market as a whole due to legislative or regulatory changes, adverse market conditions and/or increased competition affecting the Health Care Sector. The prices of the securities of companies operating in the Health Care Sector are closely tied to government regulation and approval of their products and services, which can have a significant effect on the price and availability of those products and services.

Industrials Sector Risk. The Fund's investments are exposed to issuers conducting business in the Industrials Sector. The Industrials Sector includes manufacturers and distributors of capital goods such as aerospace and defense, building projects, electrical equipment and machinery, and companies that offer construction and engineering services. It also includes providers of commercial and professional services including printing, environmental and facilities services, office services and supplies, security and alarm services, human resource and employment services, and research and consulting services. It also includes companies that provide transportation services. The Fund is subject to the risk that the securities of such issuers will underperform

the market as a whole due to legislative or regulatory changes, adverse market conditions and/or increased competition affecting the Industrials Sector. The prices of the securities of companies operating in the Industrials Sector may fluctuate due to the level and volatility of commodity prices, the exchange value of the dollar, import controls, worldwide competition, liability for environmental damage, depletion of resources, and mandated expenditures for safety and pollution control devices.

Information Technology Sector Risk. The Fund's investments are exposed to issuers conducting business in the Information Technology Sector. The Information Technology Sector includes companies that offer software and information technology services, manufacturers and distributors of technology hardware and equipment such as communications equipment, cellular phones, computers and peripherals, electronic equipment and related instruments and semiconductors. The Fund is subject to the risk that the securities of such issuers will underperform the market as a whole due to legislative or regulatory changes, adverse market conditions and/or increased competition affecting the Information Technology Sector. The prices of the securities of companies operating in the Information Technology Sector are closely tied to market competition, increased sensitivity to short product cycles and aggressive pricing, and problems with bringing products to market.

Real Estate Sector Risk. The Fund's investments are exposed to issuers conducting business in the Real Estate Sector. The Real Estate Sector contains companies operating in real estate development and operations. It also includes companies offering real estate-related services and REITs. The Fund is subject to the risk that the securities of such issuers will underperform the market as a whole due to legislative or regulatory changes, adverse market conditions and/or increased competition affecting the Real Estate Sector. The performance of companies operating in the Real Estate Sector has historically been cyclical and particularly sensitive to the overall economy and market changes, including declines in the value of real estate or, conversely, saturation of the real estate market, economic downturns and defaults by borrowers or tenants during such periods, increases in competition, limited availability of mortgage funds or other limits to accessing the credit or capital markets, and changes in interest rates.

SHAREHOLDER TRADING RISK—The Fund may be used as a tool for certain investors that employ trading strategies involving frequent trading. Such trading strategies may lead to increased portfolio turnover in the Fund and higher transaction costs. Large movements of assets into and out of the Fund due to active or frequent trading also may adversely affect the Fund's ability to achieve its investment objective.

SMALL-CAPITALIZATION SECURITIES RISK—The Fund is subject to the risk that small-capitalization stocks may underperform other segments of the equity market or the equity market as a whole. Small-capitalization companies may be more vulnerable than larger, more established organizations to adverse business or economic developments. Securities of small-capitalization companies may experience much more price volatility, greater spreads between their bid and ask prices, significantly lower trading volumes, and cyclical or static growth prospects. Small-capitalization companies often have limited product lines, markets or financial resources, and may therefore be more vulnerable to adverse developments than larger capitalization companies.

TEMPORARY DEFENSIVE INVESTMENT RISK—The Advisor generally does not attempt to take defensive positions in the Fund in declining markets. Therefore, the Fund may be subject to greater losses in a declining market than a fund that does take defensive positions in declining markets.

TRACKING ERROR RISK—The Advisor may not be able to cause the Fund's performance to match that of the Fund's benchmark, either on a daily or aggregate basis. Factors such as Fund expenses, imperfect correlation between the Fund's investments and those of the underlying index, rounding of share prices, changes to the composition of the underlying index, regulatory policies, high portfolio turnover rate, and the use of leverage all contribute to tracking error. Tracking error may cause the Fund's performance to be less than you expect.

TRADING HALT RISK—The Fund typically will hold futures contracts and short-term options. The major exchanges on which these contracts are traded, such as the Chicago Mercantile Exchange, have established limits on how much the trading price of a futures contract or option may decline over various time periods within a day, and may halt trading in a contract that exceeds such limits. If a trading halt occurs, the Fund may temporarily be unable to purchase or sell certain securities, futures contracts or options. Such a trading halt near the time the Fund prices its shares

may limit the Fund's ability to use leverage and fully invest its assets, which could increase tracking error and adversely affect performance, and may prevent the Fund from achieving its investment objective.

U.S. GOVERNMENT SECURITIES RISK—U.S. government securities may or may not be backed by the full faith and credit of the U.S. government. The value of U.S. government securities will fluctuate and such securities are subject to the risks associated with fixed-income and debt securities, particularly interest rate and credit risk.

PERFORMANCE INFORMATION

The following bar chart shows the performance of the shares of the Fund from year to year. The variability of performance over time provides an indication of the risks of investing in the Fund. The following table shows the performance of the shares of the Fund as an average over different periods of time in comparison to the performance of a broad-based market index. The figures in the bar chart and table assume the reinvestment of dividends and capital gains distributions. The performance information below does not reflect fees and expenses of any variable contract that may use the Fund as its underlying investment and would be lower if it did. Of course, this past performance (before taxes) does not necessarily indicate how the Fund will perform in the future.

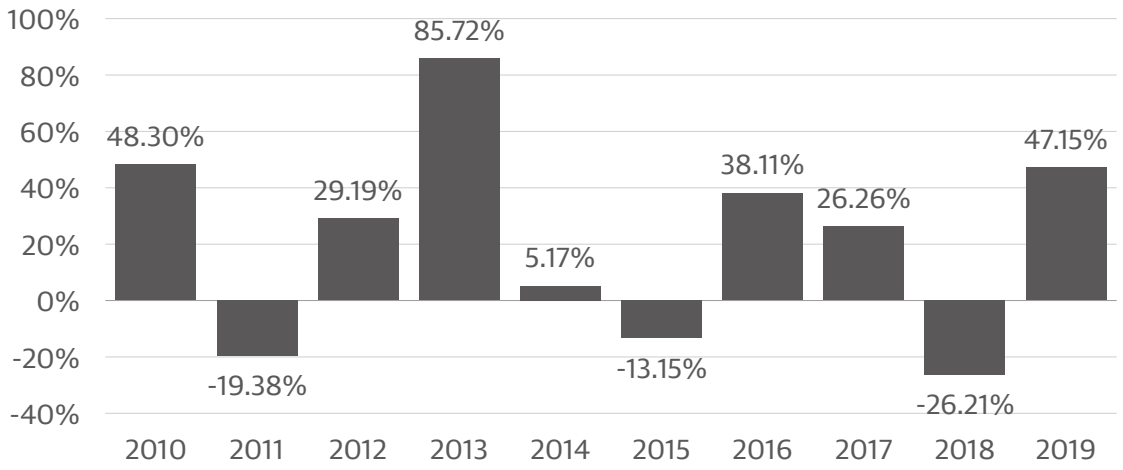

Highest Quarter Return		Lowest Quarter Return	
Q4 2010	33.29%	Q3 2011	-42.31%

AVERAGE ANNUAL TOTAL RETURN

(for periods ended December 31, 2019)

	Past 1 Year	Past 5 Years	Past 10 Years
Russell 2000® 2x Strategy Fund	47.15%	10.46%	17.37%
Russell 2000® Index *(reflects no deduction for fees, expenses or taxes)*	25.52%	9.64%	13.47%

MANAGEMENT

INVESTMENT ADVISOR

Security Investors, LLC, which operates under the name Guggenheim Investments, serves as the investment adviser of the Fund.

PORTFOLIO MANAGERS

- **Michael P. Byrum**, CFA, Senior Vice President. Mr. Byrum has been associated with the Advisor since 1993.
- **Ryan A. Harder,** CFA, Portfolio Manager. Mr. Harder has been associated with the Advisor since 2004.

PURCHASE AND SALE OF FUND SHARES

Shares of the Fund are purchased by insurance companies for their separate accounts to fund variable life insurance and variable annuity contracts. All orders for the purchase of shares are subject to acceptance or rejection by the Trust. All redemption requests will be processed and payment with respect thereto will be made within seven days after tender.

TAX INFORMATION

The tax consequences of your investment in the Fund depend on the provisions of the annuity or life insurance program through which you invest. For more information on taxes, please refer to the accompanying prospectus of the annuity or life insurance program through which Fund shares are offered.

IMPORTANT INFORMATION ABOUT THE FUND

The S&P 500® 2x Strategy Fund (the "Fund") is very different from most other mutual funds in that it seeks **daily leveraged** investment results. As a result, the Fund may be riskier than alternatives that do not use leverage because the performance of an investment in the Fund is magnified.

The effect of leverage on the Fund will generally cause the Fund's performance to not match the performance of the Fund's benchmark (as described below) over a period of time greater than a single trading day. This means that the return of the Fund for a period of longer than a single trading day will be the result of each day's compounded returns over the period, which will very likely differ from twice the return of the Fund's underlying index (as defined below) for that period. As a consequence, especially in periods of market volatility, the path or trend of the benchmark during the longer period may be at least as important to the Fund's cumulative return for the longer period as the cumulative return of the benchmark for the relevant longer period. Further, the return for investors who invest for a period longer than a single trading day will not be the product of the return of the Fund's stated investment goal (*i.e.*, 2x) and the cumulative performance of the benchmark.

The Fund is not suitable for all investors. The Fund should be utilized only by investors who (a) understand the risks associated with the use of leverage, (b) understand the consequences of seeking daily leveraged investment results, and (c) intend to actively monitor and manage their investments. Investors who do not meet these criteria should not buy shares of the Fund. An investment in the Fund is not a complete investment program.

INVESTMENT OBJECTIVE

The Fund seeks to provide investment results that match, before fees and expenses, the performance of a specific benchmark on a daily basis. The Fund's current benchmark is 200% of the performance of the S&P 500® Index (the "underlying index"). The Fund does not seek to achieve its investment objective over a period of time greater than one day.

FEES AND EXPENSES OF THE FUND

This table describes the fees and expenses that you may pay if you buy and hold shares of the Fund. Owners of variable annuity and insurance contracts that invest in the Fund also should refer to the variable insurance contract prospectus for a description of fees and expenses that may be deducted at the separate account level or contract level for any charges that may be incurred under a contract. If the information below were to reflect the deduction of insurance charges, fees and expenses would be higher.

SHAREHOLDER FEES *(fees paid directly from your investment)*	N/A
ANNUAL FUND OPERATING EXPENSES *(expenses that you pay each year as a percentage of the value of your investment)*	
Management Fees	0.90%
Other Expenses*	0.97%
Acquired Fund Fees and Expenses	0.10%
Total Annual Fund Operating Expenses**	1.97%
Fee Waiver***	-0.07%
Total Annual Fund Operating Expenses After Fee Waiver**	1.90%

* "Other Expenses" does not include fees paid to the Fund's swap contract counterparties, or the management fees, performance fees, and expenses of the reference assets or trading vehicles underlying such swap contracts. These fees and expenses, which are not reflected in this Annual Fund Operating Expenses table, are embedded in the returns of the swap contracts (*i.e.*, the fees and expenses reduce the investment returns of the swap contracts) and represent an indirect cost of investing in the Fund.

** The Total Annual Fund Operating Expenses and Total Annual Fund Operating Expenses After Fee Waiver in this fee table may not correlate to the expense ratios in the Fund's financial highlights and financial statements

because the financial highlights and financial statements reflect only the operating expenses of the Fund and do not include Acquired Fund Fees and Expenses, which are fees and expenses incurred indirectly by the Fund through its investments in certain underlying investment companies.

*** The Advisor has contractually agreed through May 1, 2021, to waive the amount of the Fund's management fee to the extent necessary to offset the proportionate share of any management fee paid by the Fund with respect to any Fund investment in an underlying fund for which the Advisor or any of its affiliates also serves as investment manager. The agreement may be terminated by the Advisor at the conclusion of any one-year term or by the Fund's Board of Trustees at any time, and when the Advisor ceases to serve as such.

EXAMPLE

This Example is intended to help you compare the cost of investing in the Fund with the cost of investing in other mutual funds. The Example does not reflect the fees and expenses which are, or may be, imposed under your variable insurance contract. If the Example were to reflect the deduction of such charges, the costs shown would be greater. The Example assumes that you invest $10,000 in the Fund for the time periods indicated and then redeem all of your shares at the end of those periods. The Example also assumes that your investment has a 5% return each year and that the Fund's operating expenses remain the same. Although your actual costs may be higher or lower, based on these assumptions your costs would be:

1 Year	3 Years	5 Years	10 Years
$193	$612	$1,056	$2,290

PORTFOLIO TURNOVER

The Fund pays transaction costs, such as commissions, when it buys and sells securities (or "turns over" its portfolio). A higher portfolio turnover rate may indicate higher transaction costs. These costs, which are not reflected in the Total Annual Fund Operating Expenses or the Example, affect the Fund's performance. During the most recent fiscal year, the Fund's portfolio turnover rate was 248% of the average value of its portfolio. The Fund's portfolio turnover rate is calculated without regard to cash instruments and most derivatives. If such instruments were included, the Fund's portfolio turnover rate might be significantly higher.

PRINCIPAL INVESTMENT STRATEGIES

The Fund employs as its investment strategy a program of investing in the common stock of companies that are generally within the capitalization range of the underlying index and derivative instruments, which primarily consist of equity index swaps and swaps on exchange-traded funds ("ETFs"), futures contracts, and options on securities, futures contracts, and stock indices. While the Fund may write (sell) and purchase swaps, it expects primarily to purchase swaps. Swap agreements and futures and options contracts, if used properly, may enable the Fund to meet its objective by increasing the Fund's exposure to the securities included in the underlying index or in the same proportion that those securities are represented in the Fund's benchmark. The Advisor attempts to consistently apply leverage to increase the Fund's exposure to 200% of the underlying index, and expects to rebalance the Fund's holdings daily to maintain such exposure. The Fund's use of derivatives and the leveraged investment exposure created by such use are expected to be significant. Certain of the Fund's derivatives investments may be traded in the over-the-counter ("OTC") market. Under normal circumstances, the Fund will invest at least 80% of its net assets, plus any borrowings for investment purposes, in financial instruments with economic characteristics that should perform similarly to the securities of companies in the underlying index.

The S&P 500® Index is a capitalization-weighted index composed of 500 common stocks, which are chosen by the Standard & Poor's Corporation on a statistical basis, and which generally represent large-capitalization companies with capitalizations ranging from $1.5 billion to $1,200.3 billion as of March 31, 2020. To the extent the Fund's underlying index is concentrated in a particular industry the Fund will necessarily be concentrated in that industry. While the Fund's sector exposure may vary over time, as of March 31, 2020, the Fund has significant exposure to the Communication Services Sector, Consumer Discretionary Sector, Consumer Staples Sector, Financials Sector, Health Care Sector, Industrials Sector, and Information Technology Sector, as each sector is defined by the Global Industry Classification Standard, a widely recognized industry classification methodology developed by MSCI, Inc. and Standard & Poor's Financial Services LLC.

On a day-to-day basis, the Fund may hold short-term U.S. government securities or cash equivalents. The Fund also may enter into repurchase agreements with counterparties that are deemed to present acceptable credit risks. In an

effort to ensure that the Fund is fully invested on a day-to-day basis, the Fund may conduct any necessary trading activity at or just prior to the close of the U.S. financial markets. The Fund is non-diversified and, therefore, may invest a greater percentage of its assets in a particular issuer in comparison to a diversified fund.

Investments in derivative instruments, such as futures, options and swap agreements, have the economic effect of creating financial leverage in the Fund's portfolio because such investments may give rise to losses that exceed the amount the Fund has invested in those instruments. Financial leverage will magnify, sometimes significantly, the Fund's exposure to any increase or decrease in prices associated with a particular reference asset resulting in increased volatility in the value of the Fund's portfolio. The value of the Fund's portfolio is likely to experience greater volatility over short-term periods. While such financial leverage has the potential to produce greater gains, it also may result in greater losses, which in some cases may cause the Fund to liquidate other portfolio investments at a loss to comply with limits on leverage and asset segregation requirements imposed by the Investment Company Act of 1940 or to meet redemption requests.

The Fund may invest a portion of its assets, and at times, a substantial portion of its assets, in other short-term fixed-income investment companies advised by the Advisor, or an affiliate of the Advisor, for various purposes, including for liquidity management purposes (*e.g.*, to increase yield on liquid investments used to collateralize derivatives positions) or when such investment companies present a more cost-effective investment option than direct investments in the underlying securities. Investments in these investment companies will significantly increase the portfolio's exposure to certain other asset categories, including: (i) a broad range of high yield, high risk debt securities rated below the top four long-term rating categories by a nationally recognized statistical rating organization or, if unrated, determined by the Advisor to be of comparable quality (also known as "junk bonds"); (ii) securities issued by the U.S. government or its agencies and instrumentalities; (iii) collateralized loan obligations ("CLOs"), other asset-backed securities (including mortgage-backed securities) and similarly structured debt investments; and (iv) other short-term fixed income securities. Such investments will expose the Fund to the risks of these asset categories and increases or decreases in the value of these investments may cause the Fund to deviate from its investment objective.

PRINCIPAL RISKS

As with all mutual funds, a shareholder is subject to the risk that his or her investment could lose money. In addition to this risk, the Fund is subject to the principal risks described below.

ASSET-BACKED AND MORTGAGE-BACKED SECURITIES RISK—Through its investments in other investment companies, the Fund may have exposure to asset-backed securities, including mortgage-backed securities and structured finance investments. Investors in these securities generally receive payments that are part interest and part return of principal. These payments may vary based on the rate at which the underlying borrowers pay off their loans. Some asset-backed securities, including mortgage-backed securities, may have structures that make their reaction to interest rates and other factors difficult to predict, making their prices very volatile and they are subject to liquidity risk. The terms of many structured finance investments and other instruments are tied to the London Interbank Offered Rate ("LIBOR"), which functions as a reference rate or benchmark. It is anticipated that LIBOR will be discontinued at the end of 2021, which may cause increased volatility and illiquidity in the markets for instruments with terms tied to LIBOR or other adverse consequences for these instruments. These events may adversely affect the Fund and its investments in such instruments.

CLO RISK—Through its investments in other investment companies, the Fund may have exposure to CLOs. A CLO is a trust typically collateralized by a pool of loans, which may include, among others, domestic and foreign senior secured loans, senior unsecured loans, and subordinate corporate loans, including loans that may be rated below investment grade or equivalent unrated loans. The cash flows from the trust are split into two or more portions, called tranches, varying in risk and yield. CLO tranches can experience substantial losses due to actual defaults, increased sensitivity to defaults due to collateral default and disappearance of protecting tranches, market anticipation of defaults, as well as aversion to CLO securities as a class. The risks of an investment in a CLO depend largely on the type of the collateral securities and the class of the CLO in which the Fund invests.

COMPOUNDING RISK—In addition to the correlation risks described under "Correlation Risk," the Fund's returns are subject to the effects of compounding, which generally will cause the Fund's performance to not correlate to the performance of the benchmark over periods greater than a single day, before accounting for fees and fund expenses. Compounded returns are the result of reinvesting daily returns over periods greater than a single day. The Fund's compounded returns for periods greater than a single day will be different than the performance of the benchmark

over the same period. The effects of compounding on the performance of the Fund will be more pronounced when the underlying index experiences increased volatility, the greater the leverage employed in the Fund, and over longer holding periods.

Compounding affects the performance of all investments over time, but has a more significant effect on a leveraged index fund because the magnified changes in performance produced by the use of leverage lead to greater increases and decreases in the fund's daily returns which are then compounded over time. The effects of compounding, therefore, have a more significant effect on the Fund because it seeks to match a multiple of the performance of the Fund's underlying index on a daily basis.

Fund performance for periods greater than one day can be estimated given any set of assumptions for the following factors: (a) underlying index performance; (b) underlying index volatility; (c) financing rates associated with leverage; (d) other Fund expenses; (e) dividends or interest paid by companies in the underlying index; and (f) period of time. The table below illustrates the impact of two principal factors – volatility and index performance – on Fund performance. The table shows estimated Fund returns for a number of combinations of performance and volatility over a one-year period. Performance shown in the table assumes: (a) no dividends paid by the companies included in the underlying index; (b) no Fund expenses; and (c) a cost of leverage of zero percent. If Fund expenses, including the cost of leverage, were included, the Fund's performance would be lower than shown.

Areas shaded lighter represent those scenarios where the Fund can be expected to return more than twice the performance of the underlying index; conversely, areas shaded darker represent those scenarios where the Fund can be expected to return less than twice the performance of the underlying index.

Index Performance		**Annualized Volatility**				
1x	**2x**	**10%**	**25%**	**50%**	**75%**	**100%**
-60%	**-120%**	-84%	-85%	-88%	-91%	-94%
-50%	**-100%**	-75%	-77%	-81%	-86%	-91%
-40%	**-80%**	-65%	-66%	-72%	-80%	-87%
-30%	**-60%**	-52%	-54%	-62%	-72%	-82%
-20%	**-40%**	-37%	-41%	-49%	-64%	-78%
-10%	**-20%**	-20%	-24%	-37%	-55%	-71%
0%	**0%**	-1%	-5%	-22%	-43%	-65%
10%	**20%**	19%	14%	-5%	-31%	-58%
20%	**40%**	42%	36%	11%	-15%	-47%
30%	**60%**	67%	59%	32%	-3%	-38%
40%	**80%**	93%	84%	52%	11%	-28%
50%	**100%**	122%	111%	76%	28%	-20%
60%	**120%**	154%	140%	100%	44%	-10%

The underlying index's annualized historical volatility rate for the five-year period ended March 31, 2020 is 13.65%. The underlying index's highest one-year volatility rate during the five-year period is 19.80%. The underlying index's annualized performance for the five-year period ended March 31, 2020 is 6.73%.

Historical underlying index volatility and performance are not indications of what the underlying index volatility and performance will be in the future. The table is intended to isolate the effects of the underlying index volatility and index performance on the return of the Fund, and underscore that the Fund is designed as a short-term trading vehicle for investors who intend to actively monitor and manage their portfolios.

CORRELATION RISK—A number of factors may affect the Fund's ability to achieve a high degree of correlation with its benchmark, including instances in which the Fund does not hold or have exposure to each component security of the underlying index and the effect of compounding on the Fund's returns, and there can be no guarantee that the Fund will achieve a high degree of correlation. Failure to achieve a high degree of correlation may prevent the Fund from achieving its investment objective. The Fund does not attempt to, and should not be expected to, provide returns which are a multiple of the returns of the underlying index for periods other than a single day. The risk of the Fund

not achieving its daily investment objective will be more acute when the underlying index has an extreme one-day movement approaching 50%. **In addition, as a result of compounding, the Fund's performance for periods greater than a single day is likely to be either greater than or less than the performance of the underlying index times the stated multiple in the Fund's investment objective, before accounting for Fund fees and expenses.**

COUNTERPARTY CREDIT RISK—The Fund may invest in financial instruments involving counterparties that attempt to gain exposure to a particular group of securities, index or asset class without actually purchasing those securities or investments, or to hedge a position. The Fund's use of such financial instruments, including swap agreements, involves risks that are different from those associated with ordinary portfolio securities transactions. For example, the Fund is exposed to the risk that the counterparty may be unwilling or unable to make timely payments to meet its contractual obligations or may fail to return holdings that are subject to the agreement with the counterparty. If the counterparty becomes bankrupt or defaults on its payment obligations to the Fund, the Fund may not receive the full amount that it is entitled to receive. If this occurs, the value of your shares in the Fund will decrease.

CREDIT RISK—The Fund could lose money if the debt securities or other instruments in which it invests decline in price, or the issuer or guarantor of such instrument fails to pay interest or principal when due because the issuer or guarantor of the instrument experiences an actual or perceived decline in its financial status. Generally, credit risk is increased when a portfolio security is downgraded or the perceived creditworthiness of the issuer or guarantor deteriorates, though the effect of any credit rating downgrade can be uncertain. To the extent the Fund invests in below investment grade instruments, it will be exposed to a greater amount of credit risk than a fund which only invests in investment grade securities. In addition, to the extent the Fund uses credit derivatives, such use will expose it to additional risk in the event that the bonds underlying the derivatives default. The degree of credit risk depends on the issuer's or guarantor's financial condition and on the terms of the instruments.

DERIVATIVES RISK—The Fund's investments in derivatives may pose risks in addition to and greater than those associated with investing directly in securities or other investments, including risks relating to leverage, imperfect correlations with underlying investments or the Fund's other portfolio holdings, high price volatility, lack of availability, counterparty credit, liquidity, valuation and legal restrictions. Their use is a highly specialized activity that involves investment techniques and risks different from those associated with ordinary portfolio securities transactions. If the Advisor is incorrect about its expectations of market conditions, the use of derivatives could also result in a loss, which in some cases may be unlimited. Certain risks are specific to the derivatives in which the Fund invests.

SWAP AGREEMENTS RISK—Swap agreements are contracts among the Fund and a counterparty to exchange the return of the pre-determined underlying investment (such as the rate of return of the underlying index). Swap agreements may be negotiated bilaterally and traded OTC between two parties or, in some instances, must be transacted through a futures commission merchant and cleared through a clearinghouse that serves as a central counterparty. Risks associated with the use of swap agreements are different from those associated with ordinary portfolio securities transactions, due in part to the fact they could be considered illiquid and many swaps trade on the OTC market. Swaps are particularly subject to counterparty credit, correlation, valuation, liquidity and leveraging risks. Certain standardized swaps are subject to mandatory central clearing. Central clearing is expected to reduce counterparty credit risk and increase liquidity, but central clearing does not make swap transactions risk-free.

FUTURES CONTRACTS RISK—Futures contracts are typically exchange-traded contracts that call for the future delivery of an asset at a certain price and date, or cash settlement of the terms of the contract. Risks of futures contracts may be caused by an imperfect correlation between movements in the price of the instruments and the price of the underlying securities. In addition, there is the risk that the Fund may not be able to enter into a closing transaction because of an illiquid market. Exchanges can limit the number of positions that can be held or controlled by the Fund or the Advisor, thus limiting the ability to implement the Fund's strategies. Futures markets are highly volatile and the use of futures may increase the volatility of the Fund's net asset value ("NAV"). Futures also are subject to leverage risks and to liquidity risk.

OPTIONS CONTRACTS RISK—Options or options on futures contracts give the holder of the option the right to buy (or to sell) a position in a security or in a contract to the writer of the option, at a certain price. They are subject to correlation risk because there may be an imperfect correlation between the options and the securities markets that cause a given transaction to fail to achieve its objectives. The successful use of options depends

on the Advisor's ability to correctly predict future price fluctuations and the degree of correlation between the options and securities markets. Exchanges can limit the number of positions that can be held or controlled by the Fund or the Advisor, thus limiting the ability to implement the Fund's strategies. Options also are particularly subject to leverage risk and can be subject to liquidity risk.

EARLY CLOSING RISK—The Fund is subject to the risk that unanticipated early closings of securities exchanges and other financial markets may result in the Fund's inability to buy or sell securities or other financial instruments on that day and may cause the Fund to incur substantial trading losses.

EQUITY RISK—The Fund is subject to the risk that the value of the equity securities and equity-based derivatives in the Fund's portfolio will decline due to volatility in the equity market caused by general market and economic conditions, perceptions regarding particular industries represented in the equity market, or factors relating to specific companies to which the Fund has investment exposure.

HIGH YIELD AND UNRATED SECURITIES RISK—The Fund's exposure to higher yielding, below investment grade and unrated high risk debt securities (commonly known as "junk bonds") may present additional risk because these securities may be less liquid and present greater credit risk than investment grade bonds. The price of high yield securities tends to be subject to greater volatility due to issuer-specific operating results and outlook and to real or perceived adverse economic and competitive industry conditions. This exposure may be obtained through investments in other investment companies.

INTEREST RATE RISK—The market value of fixed income investments and related financial instruments will change in response to interest rate changes. During periods of falling interest rates, the values of fixed income securities generally rise. Conversely, during periods of rising interest rates, the values of such securities generally decline. Securities with greater interest rate sensitivity and longer maturities generally are subject to greater fluctuations in value. The Fund may invest in variable and floating rate securities. Although these instruments are generally less sensitive to interest rate changes than fixed rate instruments, the value of floating rate and variable securities may decline if their interest rates do not rise as quickly, or as much, as general interest rates. Changes in government or central bank policy, including changes in tax policy or changes in a central bank's implementation of specific policy goals, may have a substantial impact on interest rates, and could have an adverse effect on prices for fixed income securities and on the performance of the Fund. In particular, interest rates in the U.S. are at or near historically low levels and as a result, fixed income securities markets may experience heightened levels of interest rate risk. Any unexpected or sudden reversal of the fiscal policy underlying current interest rate levels could adversely affect the value of the Fund. There can be no guarantee that any particular government or central bank policy will be continued, discontinued or changed, nor that any such policy will have the desired effect on interest rates.

INVESTMENT IN INVESTMENT VEHICLES RISK—Investing in other investment vehicles, including ETFs, closed-end funds, affiliated short-term fixed income funds and other mutual funds, subjects the Fund to those risks affecting the investment vehicle, including the possibility that the value of the underlying securities held by the investment vehicle could decrease or the portfolio becomes illiquid. Moreover, the Fund and its shareholders will incur its pro rata share of the underlying vehicles' expenses, which will reduce the Fund's performance. In addition, investments in an ETF are subject to, among other risks, the risk that the ETF's shares may trade at a discount or premium relative to the NAV of the shares and the listing exchange may halt trading of the ETF's shares.

INVESTMENT IN LOANS RISK—Investing in loans involves special types of risks, including credit risk, interest rate risk, counterparty risk and prepayment risk. Loans may offer a fixed or floating interest rate. Loans are often generally below investment grade and may be unrated. Loans may be difficult to value and some can be subject to liquidity risk.

LARGE-CAPITALIZATION SECURITIES RISK—The Fund is subject to the risk that large-capitalization stocks may underperform other segments of the equity market or the equity market as a whole. Larger, more established companies may be unable to respond quickly to new competitive challenges such as changes in technology and may not be able to attain the high growth rate of smaller companies, especially during extended periods of economic expansion.

LEVERAGING RISK—The Fund achieves leveraged exposure to the underlying index through the use of derivative instruments. The more the Fund invests in leveraged instruments, the more this leverage will magnify any losses on

those investments. The Fund's investment in these instruments generally requires a small investment relative to the amount of investment exposure assumed. As a result, such investments may give rise to losses that exceed the amount invested in those instruments. Since the Fund's investment strategy involves consistently applied leverage, the value of the Fund's shares will tend to increase or decrease more than the value of any increase or decrease in the underlying index. Leverage also will have the effect of magnifying tracking error.

LIQUIDITY AND VALUATION RISK—In certain circumstances, it may be difficult for the Fund to purchase and sell a particular investment within a reasonable time at a fair price, or the price at which it has been valued by the Advisor for purposes of the Fund's NAV, causing the Fund to be less liquid. While the Fund intends to invest in liquid securities and financial instruments, under certain market conditions, such as when trading in a particular investment has been halted temporarily by an exchange because the maximum price change of that investment has been realized, it may be difficult or impossible for the Fund to liquidate such investments. In addition, the ability of the Fund to assign an accurate daily value to certain investments may be difficult, and the Advisor may be required to fair value the investments.

MARKET RISK—The market value of the securities and derivatives held by the Fund may fluctuate over time in response to factors affecting individual companies or other factors such as changing economic, political or financial markets.

NON-DIVERSIFICATION RISK—The Fund is considered non-diversified and can invest a greater portion of its assets in securities of individual issuers than a diversified fund. As a result, changes in the market value of a single issuer's securities could cause greater fluctuations in the value of Fund shares than would occur in a diversified fund. The Fund may become diversified for periods of time solely as a result of changes in the composition of the underlying index (*e.g.*, changes in the relative market capitalization or weights of one or more index component stocks).

OTC TRADING RISK—Certain of the derivatives in which the Fund may invest may be traded (and privately negotiated) in the OTC market. While the OTC derivatives market is the primary trading venue for many derivatives, it is largely unregulated and provides for less transparency than a national securities or commodities exchange. As a result and similar to other privately negotiated contracts, the Fund is subject to counterparty credit risk with respect to such derivatives contracts.

PASSIVE INVESTMENT RISK—The Fund is not actively managed and the Advisor does not attempt to take defensive positions in declining markets. Therefore, the Fund may be subject to greater losses in a declining market than a fund that is actively managed.

PORTFOLIO TURNOVER RISK—Periodic rebalancing of the Fund's holdings pursuant to its daily investment objective may lead to a greater number of portfolio transactions in the Fund than experienced by other mutual funds. Such frequent and active trading may lead to significantly higher transaction costs because of increased broker commissions associated with such transactions.

PREPAYMENT AND EXTENSION RISK—Prepayment risk is the risk that the principal on mortgage-backed securities, other asset-backed securities or any debt security with an embedded call option may be prepaid at any time, which could reduce the security's yield and market value. In the case of prepayment risk, if the investment is converted, prepaid or redeemed before maturity, the portfolio manager may not be able to invest the proceeds in other investments providing as high a level of income, resulting in a reduced yield to the Fund. The rate of prepayments tends to increase as interest rates fall, which could cause the average maturity of the portfolio to shorten. Conversely, extension risk is the risk that an unexpected rise in interest rates will extend the life of a mortgage- or asset-backed security beyond the prepayment time. If the Fund's investments are locked in at a lower interest rate for a longer period of time, the portfolio manager may be unable to capitalize on securities with higher interest rates or wider spreads.

REAL ESTATE INVESTMENT TRUST ("REIT") RISK—REITs are securities that invest substantially all of their assets in real estate, trade like stocks and may qualify for special tax considerations. Investments in REITs subject the Fund to risks associated with the direct ownership of real estate. Market conditions or events affecting the overall real estate and REIT markets, such as declining property values or rising interest rates, could have a negative impact on the real estate market and the value of REITs in general. REITs may be affected by changes in the value of the underlying property owned by the trusts, economic downturns which may have a material effect on the real estate in which the REITs invest and their underlying portfolio securities. Further, REITs are dependent upon specialized management

skills and may have their investments in relatively few properties, or in a small geographic area or a single property type. Failure of a company to qualify as a REIT under federal tax law may have adverse consequences to the Fund. In addition, REITs have their own expenses, and the Fund will bear a proportionate share of those expenses.

REGULATORY AND LEGAL RISK—U.S. and non-U.S. governmental agencies and other regulators regularly implement additional regulations and legislators pass new laws that affect the investments held by the Fund, the strategies used by the Fund or the level of regulation or taxation applying to the Fund (such as regulations related to investments in derivatives and other transactions). These regulations and laws impact the investment strategies, performance, costs and operations of the Fund or taxation of shareholders.

REPURCHASE AGREEMENT RISK—The Fund's investment in repurchase agreements may be subject to market and credit risk with respect to the collateral securing the repurchase agreements. Investments in repurchase agreements also may be subject to the risk that the market value of the underlying obligations may decline prior to the expiration of the repurchase agreement term.

SECTOR RISK—The Fund is subject to the Sector Risks described below.

Communication Services Sector Risk. The Fund's investments are exposed to issuers conducting business in the Communication Services Sector. The Communication Services Sector includes companies that facilitate communication and offer related content and information through various mediums. It includes telecom and media & entertainment companies including producers of interactive gaming products and companies engaged in content and information creation or distribution through proprietary platforms. The Fund is subject to the risk that the securities of such issuers will underperform the market as a whole due to legislative or regulatory changes, adverse market conditions and/or increased competition affecting the Communication Services Sector. The performance of companies operating in the Communication Services Sector has historically been closely tied to the performance of the overall economy, and also is affected by economic growth, consumer confidence, attitudes and spending. Increased sensitivity to short product cycles and aggressive pricing, challenges in bringing products to market and changes in demographics and consumer tastes also can affect the demand for, and success of, communication services products and services in the marketplace.

Consumer Discretionary Sector Risk. The Fund's investments are exposed to issuers conducting business in the Consumer Discretionary Sector. The manufacturing segment of the Consumer Discretionary Sector includes automotive, household durable goods, leisure equipment and textiles and apparel. The services segment includes hotels, restaurants and other leisure facilities, media production and services, and consumer retailing and services. The Fund is subject to the risk that the securities of such issuers will underperform the market as a whole due to legislative or regulatory changes, adverse market conditions and/or increased competition affecting the Consumer Discretionary Sector. The performance of companies operating in the Consumer Discretionary Sector has historically been closely tied to the performance of the overall economy, and also is affected by economic growth, consumer confidence, attitudes and spending. Changes in demographics and consumer tastes also can affect the demand for, and success of, consumer products and services in the marketplace. Moreover, the Consumer Discretionary Sector encompasses those businesses that tend to be the most sensitive to economic cycles.

Consumer Staples Sector Risk. The Fund's investments are exposed to issuers conducting business in the Consumer Staples Sector. The Consumer Staples Sector includes manufacturers and distributors of food, beverages and tobacco and producers of non-durable household goods and personal products. It also includes food and drug retailing companies as well as hypermarkets and consumer super centers. The Fund is subject to the risk that the securities of such issuers will underperform the market as a whole due to legislative or regulatory changes, adverse market conditions and/or increased competition affecting the Consumer Staples Sector. The performance of companies operating in the Consumer Staples Sector has historically been closely tied to the performance of the overall economy, and also is affected by consumer confidence, demands and preferences, and spending. In addition, companies in the Consumer Staples Sector may be subject to risks pertaining to the supply of, demand for, and prices of raw materials.

Financials Sector Risk. The Fund's investments are exposed to issuers conducting business in the Financials Sector. The Financials Sector includes companies involved in banking, thrifts and mortgage finance,

specialized finance, consumer finance, asset management and custody banks, investment banking and brokerage, and insurance. It also includes the Financial Exchanges & Data and Mortgage Real Estate Investment Trusts (REITs) sub-industries. Certain Financials Sector issuers serve as counterparties with which the Fund may enter into derivatives agreements or other similar contractual arrangements. The Fund is subject to the risk that the securities of such issuers will underperform the market as a whole due to legislative or regulatory changes, adverse market conditions and/or increased competition affecting the Financials Sector, which may adversely affect a company's ability to fulfill its obligations as a financial counterparty. Companies operating in the Financials Sector are subject to extensive government regulation, which may limit the financial commitments they can make and the interest rates and fees they can charge. Profitability is largely dependent on the availability and cost of capital funds, and may fluctuate significantly when interest rates change or due to increased competition.

Health Care Sector Risk. The Fund's investments are exposed to issuers conducting business in the Health Care Sector. The Health Care Sector includes health care providers and services, companies that manufacture and distribute health care equipment and supplies, and health care technology companies. It also includes companies involved in the research, development, production and marketing of pharmaceuticals and biotechnology products. The Fund is subject to the risk that the securities of such issuers will underperform the market as a whole due to legislative or regulatory changes, adverse market conditions and/or increased competition affecting the Health Care Sector. The prices of the securities of companies operating in the Health Care Sector are closely tied to government regulation and approval of their products and services, which can have a significant effect on the price and availability of those products and services.

Industrials Sector Risk. The Fund's investments are exposed to issuers conducting business in the Industrials Sector. The Industrials Sector includes manufacturers and distributors of capital goods such as aerospace and defense, building projects, electrical equipment and machinery, and companies that offer construction and engineering services. It also includes providers of commercial and professional services including printing, environmental and facilities services, office services and supplies, security and alarm services, human resource and employment services, and research and consulting services. It also includes companies that provide transportation services. The Fund is subject to the risk that the securities of such issuers will underperform the market as a whole due to legislative or regulatory changes, adverse market conditions and/or increased competition affecting the Industrials Sector. The prices of the securities of companies operating in the Industrials Sector may fluctuate due to the level and volatility of commodity prices, the exchange value of the dollar, import controls, worldwide competition, liability for environmental damage, depletion of resources, and mandated expenditures for safety and pollution control devices.

Information Technology Sector Risk. The Fund's investments are exposed to issuers conducting business in the Information Technology Sector. The Information Technology Sector includes companies that offer software and information technology services, manufacturers and distributors of technology hardware and equipment such as communications equipment, cellular phones, computers and peripherals, electronic equipment and related instruments and semiconductors. The Fund is subject to the risk that the securities of such issuers will underperform the market as a whole due to legislative or regulatory changes, adverse market conditions and/or increased competition affecting the Information Technology Sector. The prices of the securities of companies operating in the Information Technology Sector are closely tied to market competition, increased sensitivity to short product cycles and aggressive pricing, and problems with bringing products to market.

SHAREHOLDER TRADING RISK—The Fund may be used as a tool for certain investors that employ trading strategies involving frequent trading. Such trading strategies may lead to increased portfolio turnover in the Fund and higher transaction costs. Large movements of assets into and out of the Fund due to active or frequent trading also may adversely affect the Fund's ability to achieve its investment objective.

TEMPORARY DEFENSIVE INVESTMENT RISK—The Advisor generally does not attempt to take defensive positions in the Fund in declining markets. Therefore, the Fund may be subject to greater losses in a declining market than a fund that does take defensive positions in declining markets.

TRACKING ERROR RISK—The Advisor may not be able to cause the Fund's performance to match that of the Fund's benchmark, either on a daily or aggregate basis. Factors such as Fund expenses, imperfect correlation between the

Fund's investments and those of the underlying index, rounding of share prices, changes to the composition of the underlying index, regulatory policies, high portfolio turnover rate, and the use of leverage all contribute to tracking error. Tracking error may cause the Fund's performance to be less than you expect.

TRADING HALT RISK—The Fund typically will hold futures contracts and short-term options. The major exchanges on which these contracts are traded, such as the Chicago Mercantile Exchange, have established limits on how much the trading price of a futures contract or option may decline over various time periods within a day, and may halt trading in a contract that exceeds such limits. If a trading halt occurs, the Fund may temporarily be unable to purchase or sell certain securities, futures contracts or options. Such a trading halt near the time the Fund prices its shares may limit the Fund's ability to use leverage and fully invest its assets, which could increase tracking error and adversely affect performance, and may prevent the Fund from achieving its investment objective.

U.S. GOVERNMENT SECURITIES RISK—U.S. government securities may or may not be backed by the full faith and credit of the U.S. government. The value of U.S. government securities will fluctuate and such securities are subject to the risks associated with fixed-income and debt securities, particularly interest rate and credit risk.

PERFORMANCE INFORMATION

The following bar chart shows the performance of the shares of the Fund from year to year. The variability of performance over time provides an indication of the risks of investing in the Fund. The following table shows the performance of the shares of the Fund as an average over different periods of time in comparison to the performance of a broad-based market index. The figures in the bar chart and table assume the reinvestment of dividends and capital gains distributions. The performance information below does not reflect fees and expenses of any variable contract that may use the Fund as its underlying investment and would be lower if it did. Of course, this past performance (before taxes) does not necessarily indicate how the Fund will perform in the future.

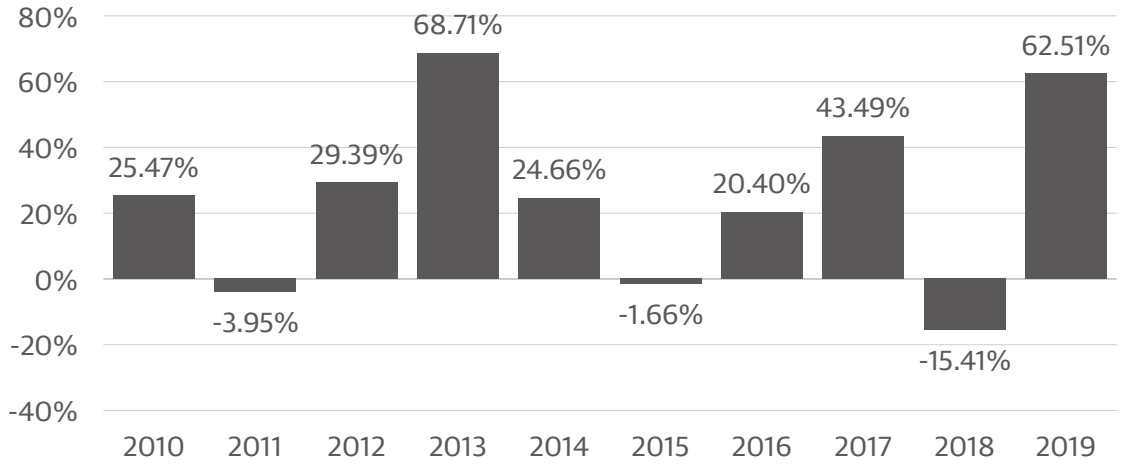

Highest Quarter Return		Lowest Quarter Return	
Q1 2019	27.10%	Q3 2011	-28.80%

AVERAGE ANNUAL TOTAL RETURN

(for periods ended December 31, 2019)

	Past 1 Year	Past 5 Years	Past 10 Years
S&P 500® 2x Strategy Fund	62.51%	18.49%	22.58%
S&P 500® Index *(reflects no deduction for fees, expenses or taxes)*	31.49%	11.70%	13.56%

MANAGEMENT

INVESTMENT ADVISOR

Security Investors, LLC, which operates under the name Guggenheim Investments, serves as the investment adviser of the Fund.

PORTFOLIO MANAGERS

- **Michael P. Byrum**, CFA, Senior Vice President. Mr. Byrum has been associated with the Advisor since 1993.
- **Ryan A. Harder,** CFA, Portfolio Manager. Mr. Harder has been associated with the Advisor since 2004.

PURCHASE AND SALE OF FUND SHARES

Shares of the Fund are purchased by insurance companies for their separate accounts to fund variable life insurance and variable annuity contracts. All orders for the purchase of shares are subject to acceptance or rejection by the Trust. All redemption requests will be processed and payment with respect thereto will be made within seven days after tender.

TAX INFORMATION

The tax consequences of your investment in the Fund depend on the provisions of the annuity or life insurance program through which you invest. For more information on taxes, please refer to the accompanying prospectus of the annuity or life insurance program through which Fund shares are offered.

IMPORTANT INFORMATION ABOUT THE FUND

The Inverse Dow 2x Strategy Fund (the "Fund") is very different from most other mutual funds in that it seeks to provide **leveraged** investment results that match twice the inverse of the performance of a specific underlying index on a **daily basis**, a result opposite of most mutual funds. As a result, the Fund may be riskier than alternatives that do not use leverage because the performance of an investment in the Fund is magnified.

The effect of leverage on the Fund will generally cause the Fund's performance to not match the performance of the Fund's benchmark (as described below) over a period of time greater than a single trading day. This means that the return of the Fund for a period of longer than a single trading day will be the result of each day's compounded returns over the period, which will very likely differ from twice the inverse return of the Fund's underlying index (as defined below) for that period. As a consequence, especially in periods of market volatility, the path or trend of the benchmark during the longer period may be at least as important to the Fund's cumulative return for the longer period as the cumulative return of the benchmark for the relevant longer period. Further, the return for investors who invest for a period longer than a single trading day will not be the product of the return of the Fund's stated investment goal (*i.e.*, -2x) and the cumulative performance of the benchmark.

The Fund is not suitable for all investors. The Fund should be utilized only by investors who (a) understand the risks associated with the use of leverage, (b) understand the consequences of seeking daily leveraged investment results, (c) understand the risks of shorting and (d) intend to actively monitor and manage their investments. Investors who do not meet these criteria should not buy shares of the Fund. An investment in the Fund is not a complete investment program.

INVESTMENT OBJECTIVE

The Fund seeks to provide investment results that match, before fees and expenses, the performance of a specific benchmark on a daily basis. The Fund's current benchmark is 200% of the inverse (opposite) of the performance of the Dow Jones Industrial Average® (the "underlying index"). The Fund does not seek to achieve its investment objective over a period of time greater than one day.

FEES AND EXPENSES OF THE FUND

This table describes the fees and expenses that you may pay if you buy and hold shares of the Fund. Owners of variable annuity and insurance contracts that invest in the Fund also should refer to the variable insurance contract prospectus for a description of fees and expenses that may be deducted at the separate account level or contract level for any charges that may be incurred under a contract. If the information below were to reflect the deduction of insurance charges, fees and expenses would be higher.

SHAREHOLDER FEES *(fees paid directly from your investment)*	N/A
ANNUAL FUND OPERATING EXPENSES *(expenses that you pay each year as a percentage of the value of your investment)*	
Management Fees	0.90%
Other Expenses*	1.02%
Acquired Fund Fees and Expenses	0.09%
Total Annual Fund Operating Expenses**	2.01%
Fee Waiver***	-0.06%
Total Annual Fund Operating Expenses After Fee Waiver**	1.95%

* "Other Expenses" does not include fees paid to the Fund's swap contract counterparties, or the management fees, performance fees, and expenses of the reference assets or trading vehicles underlying such swap contracts. These fees and expenses, which are not reflected in this Annual Fund Operating Expenses table, are embedded in the returns of the swap contracts (*i.e.*, the fees and expenses reduce the investment returns of the swap contracts) and represent an indirect cost of investing in the Fund.

** The Total Annual Fund Operating Expenses and Total Annual Fund Operating Expenses After Fee Waiver in this fee table may not correlate to the expense ratios in the Fund's financial highlights and financial statements because the financial highlights and financial statements reflect only the operating expenses of the Fund and do not include Acquired Fund Fees and Expenses, which are fees and expenses incurred indirectly by the Fund through its investments in certain underlying investment companies.

*** The Advisor has contractually agreed through May 1, 2021, to waive the amount of the Fund's management fee to the extent necessary to offset the proportionate share of any management fee paid by the Fund with respect to any Fund investment in an underlying fund for which the Advisor or any of its affiliates also serves as investment manager. The agreement may be terminated by the Advisor at the conclusion of any one-year term or by the Fund's Board of Trustees at any time, and when the Advisor ceases to serve as such.

EXAMPLE

This Example is intended to help you compare the cost of investing in the Fund with the cost of investing in other mutual funds. The Example does not reflect the fees and expenses which are, or may be, imposed under your variable insurance contract. If the Example were to reflect the deduction of such charges, the costs shown would be greater. The Example assumes that you invest $10,000 in the Fund for the time periods indicated and then redeem all of your shares at the end of those periods. The Example also assumes that your investment has a 5% return each year and that the Fund's operating expenses remain the same. Although your actual costs may be higher or lower, based on these assumptions your costs would be:

1 Year	3 Years	5 Years	10 Years
$198	$625	$1,077	$2,333

PORTFOLIO TURNOVER

The Fund pays transaction costs, such as commissions, when it buys and sells securities (or "turns over" its portfolio). A higher portfolio turnover rate may indicate higher transaction costs. These costs, which are not reflected in the Total Annual Fund Operating Expenses or the Example, affect the Fund's performance. During the most recent fiscal year, the Fund's portfolio turnover rate was 427% of the average value of its portfolio. The Fund's portfolio turnover rate is calculated without regard to cash instruments and most derivatives. If such instruments were included, the Fund's portfolio turnover rate might be significantly higher.

PRINCIPAL INVESTMENT STRATEGIES

The Fund employs as its investment strategy a program of engaging in short sales of securities generally included in the underlying index and investing in derivative instruments, which primarily consist of equity index swaps and swaps on exchange-traded funds ("ETFs"), futures contracts, and options on securities, securities indices, and futures contracts. While the Fund may write (sell) and purchase swaps, it expects primarily to write swaps. The Advisor attempts to consistently apply leverage to increase the Fund's exposure to -200% of the underlying index, and expects to rebalance the Fund's holdings daily to maintain such exposure. The Fund's investment in derivatives serves as a substitute for directly selling short each of the securities included in the underlying index. Certain of the Fund's derivatives investments may be traded in the over-the-counter ("OTC") market. Under normal circumstances, the Fund will invest at least 80% of its net assets, plus any borrowings for investment purposes, in financial instruments with economic characteristics that should perform opposite to the securities of companies included in the underlying index.

The Dow Jones Industrial Average® is a price-weighted index of 30 "blue chip" U.S. stocks, which generally represent large-capitalization companies with a capitalization range of $21.7 billion to $1,200.3 billion as of March 31, 2020. To the extent the Fund's underlying index is concentrated in a particular industry the Fund will necessarily be concentrated in that industry. While the Fund's sector exposure may vary over time, as of March 31, 2020, the Fund has significant exposure to the Consumer Discretionary Sector, Consumer Staples Sector, Financials Sector, Health Care Sector, Industrials Sector, and Information Technology Sector, as each sector is defined by the Global Industry Classification Standard, a widely recognized industry classification methodology developed by MSCI, Inc. and Standard & Poor's Financial Services LLC.

On a day-to-day basis, the Fund may hold U.S. government securities or cash equivalents. The Fund also may enter into repurchase agreements with counterparties that are deemed to present acceptable credit risks. In an effort to

ensure that the Fund is fully invested on a day-to-day basis, the Fund may conduct any necessary trading activity at or just prior to the close of the U.S. financial markets. The Fund is non-diversified and, therefore, may invest a greater percentage of its assets in a particular issuer in comparison to a diversified fund.

Investments in derivative instruments, such as futures, options and swap agreements, have the economic effect of creating financial leverage in the Fund's portfolio because such investments may give rise to losses that exceed the amount the Fund has invested in those instruments. Financial leverage will magnify, sometimes significantly, the Fund's exposure to any increase or decrease in prices associated with a particular reference asset resulting in increased volatility in the value of the Fund's portfolio. The value of the Fund's portfolio is likely to experience greater volatility over short-term periods. While such financial leverage has the potential to produce greater gains, it also may result in greater losses, which in some cases may cause the Fund to liquidate other portfolio investments at a loss to comply with limits on leverage and asset segregation requirements imposed by the Investment Company Act of 1940 or to meet redemption requests.

The Fund may invest a portion of its assets, and at times, a substantial portion of its assets, in other short-term fixed-income investment companies advised by the Advisor, or an affiliate of the Advisor, for various purposes, including for liquidity management purposes (*e.g.*, to increase yield on liquid investments used to collateralize derivatives positions) or when such investment companies present a more cost-effective investment option than direct investments in the underlying securities. Investments in these investment companies will significantly increase the portfolio's exposure to certain other asset categories, including: (i) a broad range of high yield, high risk debt securities rated below the top four long-term rating categories by a nationally recognized statistical rating organization or, if unrated, determined by the Advisor to be of comparable quality (also known as "junk bonds"); (ii) securities issued by the U.S. government or its agencies and instrumentalities; (iii) collateralized loan obligations ("CLOs"), other asset-backed securities (including mortgage-backed securities) and similarly structured debt investments; and (iv) other short-term fixed income securities. Such investments will expose the Fund to the risks of these asset categories and increases or decreases in the value of these investments may cause the Fund to deviate from its investment objective.

PRINCIPAL RISKS

As with all mutual funds, a shareholder is subject to the risk that his or her investment could lose money. In addition to this risk, the Fund is subject to the principal risks described below.

ASSET-BACKED AND MORTGAGE-BACKED SECURITIES RISK—Through its investments in other investment companies, the Fund may have exposure to asset-backed securities, including mortgage-backed securities and structured finance investments. Investors in these securities generally receive payments that are part interest and part return of principal. These payments may vary based on the rate at which the underlying borrowers pay off their loans. Some asset-backed securities, including mortgage-backed securities, may have structures that make their reaction to interest rates and other factors difficult to predict, making their prices very volatile and they are subject to liquidity risk. The terms of many structured finance investments and other instruments are tied to the London Interbank Offered Rate ("LIBOR"), which functions as a reference rate or benchmark. It is anticipated that LIBOR will be discontinued at the end of 2021, which may cause increased volatility and illiquidity in the markets for instruments with terms tied to LIBOR or other adverse consequences for these instruments. These events may adversely affect the Fund and its investments in such instruments.

CLO RISK—Through its investments in other investment companies, the Fund may have exposure to CLOs. A CLO is a trust typically collateralized by a pool of loans, which may include, among others, domestic and foreign senior secured loans, senior unsecured loans, and subordinate corporate loans, including loans that may be rated below investment grade or equivalent unrated loans. The cash flows from the trust are split into two or more portions, called tranches, varying in risk and yield. CLO tranches can experience substantial losses due to actual defaults, increased sensitivity to defaults due to collateral default and disappearance of protecting tranches, market anticipation of defaults, as well as aversion to CLO securities as a class. The risks of an investment in a CLO depend largely on the type of the collateral securities and the class of the CLO in which the Fund invests.

COMPOUNDING RISK—In addition to the correlation risks described under "Correlation Risk," the Fund's returns are subject to the effects of compounding, which generally will cause the Fund's performance to not correlate to the performance of the benchmark over periods greater than a single day, before accounting for fees and fund expenses. Compounded returns are the result of reinvesting daily returns over periods greater than a single day. The Fund's compounded returns for periods greater than a single day will be different than the performance of the benchmark

over the same period. The effects of compounding on the performance of the Fund will be more pronounced when the underlying index experiences increased volatility, the greater the leverage employed in the Fund, and over longer holding periods.

Compounding affects the performance of all investments over time, but has a more significant effect on a leveraged index fund because the magnified changes in performance produced by the use of leverage lead to greater increases and decreases in the fund's daily returns which are then compounded over time. The effects of compounding, therefore, have a more significant effect on the Fund because it seeks to match a multiple of the inverse performance of the Fund's underlying index on a daily basis.

Fund performance for periods greater than one day can be estimated given any set of assumptions for the following factors: (a) underlying index performance; (b) underlying index volatility; (c) financing rates associated with leverage; (d) other Fund expenses; (e) dividends or interest paid by companies in the underlying index; and (f) period of time. The table below illustrates the impact of two principal factors – volatility and index performance – on Fund performance. The table shows estimated Fund returns for a number of combinations of performance and volatility over a one-year period. Performance shown in the table assumes: (a) no dividends paid by the companies included in the underlying index; (b) no Fund expenses; and (c) a cost of leverage of zero percent. If Fund expenses, including the cost of leverage, were included, the Fund's performance would be lower than shown.

Areas shaded lighter represent those scenarios where the Fund can be expected to return more than twice the inverse performance of the underlying index; conversely, areas shaded darker represent those scenarios where the Fund can be expected to return the same or less than twice the inverse performance of the underlying index.

Index Performance		**Annualized Volatility**				
1x	**-2x**	**10%**	**25%**	**50%**	**75%**	**100%**
-60%	**120%**	506%	404%	199%	13%	-69%
-50%	**100%**	286%	229%	91%	-27%	-82%
-40%	**80%**	171%	128%	33%	-49%	-86%
-30%	**60%**	99%	70%	-1%	-62%	-90%
-20%	**40%**	52%	31%	-27%	-70%	-93%
-10%	**20%**	20%	3%	-42%	-77%	-94%
0%	**0%**	-3%	-18%	-52%	-81%	-96%
10%	**-20%**	-19%	-31%	-61%	-84%	-96%
20%	**-40%**	-32%	-43%	-67%	-87%	-97%
30%	**-60%**	-42%	-51%	-72%	-89%	-97%
40%	**-80%**	-50%	-58%	-75%	-91%	-97%
50%	**-100%**	-57%	-63%	-79%	-92%	-98%
60%	**-120%**	-62%	-68%	-82%	-93%	-98%

The underlying index's annualized historical volatility rate for the five-year period ended March 31, 2020 is 14.30%. The underlying index's highest one-year volatility rate during the five-year period is 20.82%. The underlying index's annualized performance for the five-year period ended March 31, 2020 is 6.86%.

Historical underlying index volatility and performance are not indications of what the underlying index volatility and performance will be in the future. The table is intended to isolate the effects of the underlying index volatility and index performance on the return of the Fund, and underscore that the Fund is designed as a short-term trading vehicle for investors who intend to actively monitor and manage their portfolios.

CORRELATION RISK—A number of factors may affect the Fund's ability to achieve a high degree of correlation with its benchmark, including instances in which the Fund does not hold or have exposure to each component security of the underlying index and the effect of compounding on the Fund's returns, and there can be no guarantee that the Fund will achieve a high degree of correlation. Failure to achieve a high degree of correlation may prevent the Fund from achieving its investment objective. The Fund does not attempt to, and should not be expected to, provide returns which are an inverse multiple of the returns of the underlying index for periods other than a single day. The risk of

the Fund not achieving its daily investment objective will be more acute when the underlying index has an extreme one-day movement approaching 50%. **In addition, as a result of compounding, the Fund's performance for periods greater than a single day is likely to be either greater than or less than the inverse of the performance of the underlying index times the stated multiple in the Fund's investment objective, before accounting for Fund fees and expenses.**

COUNTERPARTY CREDIT RISK—The Fund may invest in financial instruments involving counterparties that attempt to gain exposure to a particular group of securities, index or asset class without actually purchasing those securities or investments, or to hedge a position. The Fund's use of such financial instruments, including swap agreements, involves risks that are different from those associated with ordinary portfolio securities transactions. For example, the Fund is exposed to the risk that the counterparty may be unwilling or unable to make timely payments to meet its contractual obligations or may fail to return holdings that are subject to the agreement with the counterparty. If the counterparty becomes bankrupt or defaults on its payment obligations to the Fund, the Fund may not receive the full amount that it is entitled to receive. If this occurs, the value of your shares in the Fund will decrease.

CREDIT RISK—The Fund could lose money if the debt securities or other instruments in which it invests decline in price, or the issuer or guarantor of such instrument fails to pay interest or principal when due because the issuer or guarantor of the instrument experiences an actual or perceived decline in its financial status. Generally, credit risk is increased when a portfolio security is downgraded or the perceived creditworthiness of the issuer or guarantor deteriorates, though the effect of any credit rating downgrade can be uncertain. To the extent the Fund invests in below investment grade instruments, it will be exposed to a greater amount of credit risk than a fund which only invests in investment grade securities. In addition, to the extent the Fund uses credit derivatives, such use will expose it to additional risk in the event that the bonds underlying the derivatives default. The degree of credit risk depends on the issuer's or guarantor's financial condition and on the terms of the instruments.

DERIVATIVES RISK—The Fund's investments in derivatives may pose risks in addition to and greater than those associated with investing directly in securities or other investments, including risks relating to leverage, imperfect correlations with underlying investments or the Fund's other portfolio holdings, high price volatility, lack of availability, counterparty credit, liquidity, valuation and legal restrictions. Their use is a highly specialized activity that involves investment techniques and risks different from those associated with ordinary portfolio securities transactions. If the Advisor is incorrect about its expectations of market conditions, the use of derivatives could also result in a loss, which in some cases may be unlimited. Certain risks are specific to the derivatives in which the Fund invests.

SWAP AGREEMENTS RISK—Swap agreements are contracts among the Fund and a counterparty to exchange the return of the pre-determined underlying investment (such as the rate of return of the underlying index). Swap agreements may be negotiated bilaterally and traded OTC between two parties or, in some instances, must be transacted through a futures commission merchant and cleared through a clearinghouse that serves as a central counterparty. Risks associated with the use of swap agreements are different from those associated with ordinary portfolio securities transactions, due in part to the fact they could be considered illiquid and many swaps trade on the OTC market. Swaps are particularly subject to counterparty credit, correlation, valuation, liquidity and leveraging risks. Certain standardized swaps are subject to mandatory central clearing. Central clearing is expected to reduce counterparty credit risk and increase liquidity, but central clearing does not make swap transactions risk-free.

FUTURES CONTRACTS RISK—Futures contracts are typically exchange-traded contracts that call for the future delivery of an asset at a certain price and date, or cash settlement of the terms of the contract. Risks of futures contracts may be caused by an imperfect correlation between movements in the price of the instruments and the price of the underlying securities. In addition, there is the risk that the Fund may not be able to enter into a closing transaction because of an illiquid market. Exchanges can limit the number of positions that can be held or controlled by the Fund or the Advisor, thus limiting the ability to implement the Fund's strategies. Futures markets are highly volatile and the use of futures may increase the volatility of the Fund's net asset value ("NAV"). Futures also are subject to leverage risks and to liquidity risk.

OPTIONS CONTRACTS RISK—Options or options on futures contracts give the holder of the option the right to buy (or to sell) a position in a security or in a contract to the writer of the option, at a certain price. They are subject to correlation risk because there may be an imperfect correlation between the options and the securities

markets that cause a given transaction to fail to achieve its objectives. The successful use of options depends on the Advisor's ability to correctly predict future price fluctuations and the degree of correlation between the options and securities markets. Exchanges can limit the number of positions that can be held or controlled by the Fund or the Advisor, thus limiting the ability to implement the Fund's strategies. Options also are particularly subject to leverage risk and can be subject to liquidity risk.

EARLY CLOSING RISK—The Fund is subject to the risk that unanticipated early closings of securities exchanges and other financial markets may result in the Fund's inability to buy or sell securities or other financial instruments on that day and may cause the Fund to incur substantial trading losses.

EQUITY RISK—The Fund is subject to the risk that the value of the equity securities and equity-based derivatives in the Fund's portfolio will decline due to volatility in the equity market caused by general market and economic conditions, perceptions regarding particular industries represented in the equity market, or factors relating to specific companies to which the Fund has investment exposure.

HIGH YIELD AND UNRATED SECURITIES RISK—The Fund's exposure to higher yielding, below investment grade and unrated high risk debt securities (commonly known as "junk bonds") may present additional risk because these securities may be less liquid and present greater credit risk than investment grade bonds. The price of high yield securities tends to be subject to greater volatility due to issuer-specific operating results and outlook and to real or perceived adverse economic and competitive industry conditions. This exposure may be obtained through investments in other investment companies.

INTEREST RATE RISK—The market value of fixed income investments and related financial instruments will change in response to interest rate changes. During periods of falling interest rates, the values of fixed income securities generally rise. Conversely, during periods of rising interest rates, the values of such securities generally decline. Securities with greater interest rate sensitivity and longer maturities generally are subject to greater fluctuations in value. The Fund may invest in variable and floating rate securities. Although these instruments are generally less sensitive to interest rate changes than fixed rate instruments, the value of floating rate and variable securities may decline if their interest rates do not rise as quickly, or as much, as general interest rates. Changes in government or central bank policy, including changes in tax policy or changes in a central bank's implementation of specific policy goals, may have a substantial impact on interest rates, and could have an adverse effect on prices for fixed income securities and on the performance of the Fund. In particular, interest rates in the U.S. are at or near historically low levels and as a result, fixed income securities markets may experience heightened levels of interest rate risk. Any unexpected or sudden reversal of the fiscal policy underlying current interest rate levels could adversely affect the value of the Fund. There can be no guarantee that any particular government or central bank policy will be continued, discontinued or changed, nor that any such policy will have the desired effect on interest rates.

INVESTMENT IN INVESTMENT VEHICLES RISK—Investing in other investment vehicles, including ETFs, closed-end funds, affiliated short-term fixed income funds and other mutual funds, subjects the Fund to those risks affecting the investment vehicle, including the possibility that the value of the underlying securities held by the investment vehicle could decrease or the portfolio becomes illiquid. Moreover, the Fund and its shareholders will incur its pro rata share of the underlying vehicles' expenses, which will reduce the Fund's performance. In addition, investments in an ETF are subject to, among other risks, the risk that the ETF's shares may trade at a discount or premium relative to the NAV of the shares and the listing exchange may halt trading of the ETF's shares.

INVESTMENT IN LOANS RISK—Investing in loans involves special types of risks, including credit risk, interest rate risk, counterparty risk and prepayment risk. Loans may offer a fixed or floating interest rate. Loans are often generally below investment grade and may be unrated. Loans may be difficult to value and some can be subject to liquidity risk.

LARGE-CAPITALIZATION SECURITIES RISK—The Fund is subject to the risk that large-capitalization stocks may outperform other segments of the equity market or the equity market as a whole. Larger, more established companies may be unable to respond quickly to new competitive challenges such as changes in technology and may not be able to attain the high growth rate of smaller companies, especially during extended periods of economic expansion.

LEVERAGING RISK—The Fund achieves leveraged exposure to the underlying index through the use of derivative instruments. The more the Fund invests in leveraged instruments, the more this leverage will magnify any losses on

those investments. The Fund's investment in these instruments generally requires a small investment relative to the amount of investment exposure assumed. As a result, such investments may give rise to losses that exceed the amount invested in those instruments. Since the Fund's investment strategy involves consistently applied leverage, the value of the Fund's shares will tend to increase or decrease more than the value of any increase or decrease in the underlying index. Leverage also will have the effect of magnifying tracking error.

LIQUIDITY AND VALUATION RISK—In certain circumstances, it may be difficult for the Fund to purchase and sell a particular investment within a reasonable time at a fair price, or the price at which it has been valued by the Advisor for purposes of the Fund's NAV, causing the Fund to be less liquid. While the Fund intends to invest in liquid securities and financial instruments, under certain market conditions, such as when trading in a particular investment has been halted temporarily by an exchange because the maximum price change of that investment has been realized, it may be difficult or impossible for the Fund to liquidate such investments. In addition, the ability of the Fund to assign an accurate daily value to certain investments may be difficult, and the Advisor may be required to fair value the investments.

MARKET RISK—The market value of the securities and derivatives held by the Fund may fluctuate over time in response to factors affecting individual companies or other factors such as changing economic, political or financial markets.

NON-DIVERSIFICATION RISK—The Fund is considered non-diversified and can invest a greater portion of its assets in securities of individual issuers than a diversified fund. As a result, changes in the market value of a single issuer's securities could cause greater fluctuations in the value of Fund shares than would occur in a diversified fund. The Fund may become diversified for periods of time solely as a result of changes in the composition of the underlying index (*e.g.*, changes in the relative market capitalization or weights of one or more index component stocks).

OTC TRADING RISK—Certain of the derivatives in which the Fund may invest may be traded (and privately negotiated) in the OTC market. While the OTC derivatives market is the primary trading venue for many derivatives, it is largely unregulated and provides for less transparency than a national securities or commodities exchange. As a result and similar to other privately negotiated contracts, the Fund is subject to counterparty credit risk with respect to such derivatives contracts.

PASSIVE INVESTMENT RISK—The Fund is not actively managed and the Advisor does not attempt to take defensive positions in rising markets. Therefore, the Fund may be subject to greater losses in a rising market than a fund that is actively managed.

PORTFOLIO TURNOVER RISK—Periodic rebalancing of the Fund's holdings pursuant to its daily investment objective may lead to a greater number of portfolio transactions in the Fund than experienced by other mutual funds. Such frequent and active trading may lead to significantly higher transaction costs because of increased broker commissions associated with such transactions.

PREPAYMENT AND EXTENSION RISK—Prepayment risk is the risk that the principal on mortgage-backed securities, other asset-backed securities or any debt security with an embedded call option may be prepaid at any time, which could reduce the security's yield and market value. In the case of prepayment risk, if the investment is converted, prepaid or redeemed before maturity, the portfolio manager may not be able to invest the proceeds in other investments providing as high a level of income, resulting in a reduced yield to the Fund. The rate of prepayments tends to increase as interest rates fall, which could cause the average maturity of the portfolio to shorten. Conversely, extension risk is the risk that an unexpected rise in interest rates will extend the life of a mortgage- or asset-backed security beyond the prepayment time. If the Fund's investments are locked in at a lower interest rate for a longer period of time, the portfolio manager may be unable to capitalize on securities with higher interest rates or wider spreads.

REGULATORY AND LEGAL RISK—U.S. and non-U.S. governmental agencies and other regulators regularly implement additional regulations and legislators pass new laws that affect the investments held by the Fund, the strategies used by the Fund or the level of regulation or taxation applying to the Fund (such as regulations related to investments in derivatives and other transactions). These regulations and laws impact the investment strategies, performance, costs and operations of the Fund or taxation of shareholders.

REPURCHASE AGREEMENT RISK—The Fund's investment in repurchase agreements may be subject to market and credit risk with respect to the collateral securing the repurchase agreements. Investments in repurchase agreements also may be subject to the risk that the market value of the underlying obligations may decline prior to the expiration of the repurchase agreement term.

SECTOR RISK—The Fund is subject to the Sector Risks described below.

Consumer Discretionary Sector Risk. The Fund's investments are exposed to issuers conducting business in the Consumer Discretionary Sector. The manufacturing segment of the Consumer Discretionary Sector includes automotive, household durable goods, leisure equipment and textiles and apparel. The services segment includes hotels, restaurants and other leisure facilities, media production and services, and consumer retailing and services. The Fund is subject to the risk that the securities of such issuers will underperform the market as a whole due to legislative or regulatory changes, adverse market conditions and/or increased competition affecting the Consumer Discretionary Sector. The performance of companies operating in the Consumer Discretionary Sector has historically been closely tied to the performance of the overall economy, and also is affected by economic growth, consumer confidence, attitudes and spending. Changes in demographics and consumer tastes also can affect the demand for, and success of, consumer products and services in the marketplace. Moreover, the Consumer Discretionary Sector encompasses those businesses that tend to be the most sensitive to economic cycles.

Consumer Staples Sector Risk. The Fund's investments are exposed to issuers conducting business in the Consumer Staples Sector. The Consumer Staples Sector includes manufacturers and distributors of food, beverages and tobacco and producers of non-durable household goods and personal products. It also includes food and drug retailing companies as well as hypermarkets and consumer super centers. The Fund is subject to the risk that the securities of such issuers will underperform the market as a whole due to legislative or regulatory changes, adverse market conditions and/or increased competition affecting the Consumer Staples Sector. The performance of companies operating in the Consumer Staples Sector has historically been closely tied to the performance of the overall economy, and also is affected by consumer confidence, demands and preferences, and spending. In addition, companies in the Consumer Staples Sector may be subject to risks pertaining to the supply of, demand for, and prices of raw materials.

Financials Sector Risk. The Fund's investments are exposed to issuers conducting business in the Financials Sector. The Financials Sector includes companies involved in banking, thrifts and mortgage finance, specialized finance, consumer finance, asset management and custody banks, investment banking and brokerage, and insurance. It also includes the Financial Exchanges & Data and Mortgage Real Estate Investment Trusts (REITs) sub-industries. Certain Financials Sector issuers serve as counterparties with which the Fund may enter into derivatives agreements or other similar contractual arrangements. The Fund is subject to the risk that the securities of such issuers will underperform the market as a whole due to legislative or regulatory changes, adverse market conditions and/or increased competition affecting the Financials Sector, which may adversely affect a company's ability to fulfill its obligations as a financial counterparty. Companies operating in the Financials Sector are subject to extensive government regulation, which may limit the financial commitments they can make and the interest rates and fees they can charge. Profitability is largely dependent on the availability and cost of capital funds, and may fluctuate significantly when interest rates change or due to increased competition.

Health Care Sector Risk. The Fund's investments are exposed to issuers conducting business in the Health Care Sector. The Health Care Sector includes health care providers and services, companies that manufacture and distribute health care equipment and supplies, and health care technology companies. It also includes companies involved in the research, development, production and marketing of pharmaceuticals and biotechnology products. The Fund is subject to the risk that the securities of such issuers will underperform the market as a whole due to legislative or regulatory changes, adverse market conditions and/or increased competition affecting the Health Care Sector. The prices of the securities of companies operating in the Health Care Sector are closely tied to government regulation and approval of their products and services, which can have a significant effect on the price and availability of those products and services.

Industrials Sector Risk. The Fund's investments are exposed to issuers conducting business in the Industrials Sector. The Industrials Sector includes manufacturers and distributors of capital goods such as aerospace and

defense, building projects, electrical equipment and machinery, and companies that offer construction and engineering services. It also includes providers of commercial and professional services including printing, environmental and facilities services, office services and supplies, security and alarm services, human resource and employment services, and research and consulting services. It also includes companies that provide transportation services. The Fund is subject to the risk that the securities of such issuers will underperform the market as a whole due to legislative or regulatory changes, adverse market conditions and/or increased competition affecting the Industrials Sector. The prices of the securities of companies operating in the Industrials Sector may fluctuate due to the level and volatility of commodity prices, the exchange value of the dollar, import controls, worldwide competition, liability for environmental damage, depletion of resources, and mandated expenditures for safety and pollution control devices.

Information Technology Sector Risk. The Fund's investments are exposed to issuers conducting business in the Information Technology Sector. The Information Technology Sector includes companies that offer software and information technology services, manufacturers and distributors of technology hardware and equipment such as communications equipment, cellular phones, computers and peripherals, electronic equipment and related instruments and semiconductors. The Fund is subject to the risk that the securities of such issuers will underperform the market as a whole due to legislative or regulatory changes, adverse market conditions and/or increased competition affecting the Information Technology Sector. The prices of the securities of companies operating in the Information Technology Sector are closely tied to market competition, increased sensitivity to short product cycles and aggressive pricing, and problems with bringing products to market.

SHAREHOLDER TRADING RISK—The Fund may be used as a tool for certain investors that employ trading strategies involving frequent trading. Such trading strategies may lead to increased portfolio turnover in the Fund and higher transaction costs. Large movements of assets into and out of the Fund due to active or frequent trading also may adversely affect the Fund's ability to achieve its investment objective.

SHORT SALES AND SHORT EXPOSURE RISK—Short selling a security involves selling a borrowed security with the expectation that the value of that security will decline, so that the security may be purchased at a lower price when returning the borrowed security. A short exposure through a derivative exposes the Fund to counterparty credit risk and leverage risk. The risk for loss on a short sale or other short exposure is greater than a direct investment in the security itself because the price of the borrowed security may rise, thereby increasing the price at which the security must be purchased. The risk of loss through a short sale or other short exposure may in some cases be theoretically unlimited. Government actions also may affect the Fund's ability to engage in short selling.

TEMPORARY DEFENSIVE INVESTMENT RISK—The Advisor generally does not attempt to take defensive positions in the Fund in declining markets. Therefore, the Fund may be subject to greater losses in a declining market than a fund that does take defensive positions in declining markets.

TRACKING ERROR RISK—The Advisor may not be able to cause the Fund's performance to match that of the Fund's benchmark, either on a daily or aggregate basis. Factors such as Fund expenses, imperfect correlation between the Fund's investments and those of the underlying index, rounding of share prices, changes to the composition of the underlying index, regulatory policies, high portfolio turnover rate, and the use of leverage all contribute to tracking error. Tracking error may cause the Fund's performance to be less than you expect.

TRADING HALT RISK—The Fund typically will hold futures contracts and short-term options. The major exchanges on which these contracts are traded, such as the Chicago Mercantile Exchange, have established limits on how much the trading price of a futures contract or option may decline over various time periods within a day, and may halt trading in a contract that exceeds such limits. If a trading halt occurs, the Fund may temporarily be unable to purchase or sell certain securities, futures contracts or options. Such a trading halt near the time the Fund prices its shares may limit the Fund's ability to use leverage and fully invest its assets, which could increase tracking error and adversely affect performance, and may prevent the Fund from achieving its investment objective.

U.S. GOVERNMENT SECURITIES RISK—U.S. government securities may or may not be backed by the full faith and credit of the U.S. government. The value of U.S. government securities will fluctuate and such securities are subject to the risks associated with fixed-income and debt securities, particularly interest rate and credit risk.

PERFORMANCE INFORMATION

The following bar chart shows the performance of the shares of the Fund from year to year. The variability of performance over time provides an indication of the risks of investing in the Fund. The following table shows the performance of the shares of the Fund as an average over different periods of time in comparison to the performance of a broad-based market index. The figures in the bar chart and table assume the reinvestment of dividends and capital gains distributions. The performance information below does not reflect fees and expenses of any variable contract that may use the Fund as its underlying investment and would be lower if it did. Of course, this past performance (before taxes) does not necessarily indicate how the Fund will perform in the future.

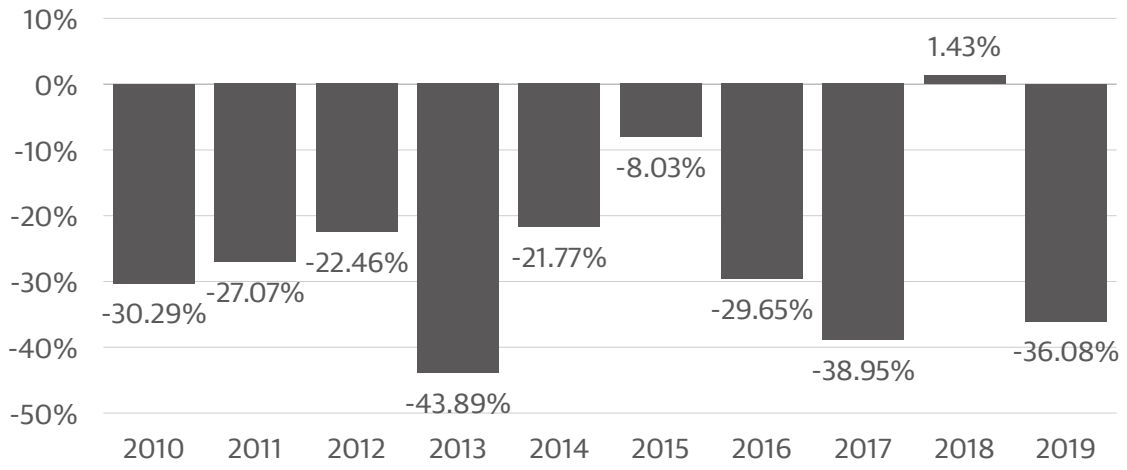

Highest Quarter Return		Lowest Quarter Return	
Q4 2018	22.50%	Q4 2011	-25.00%

AVERAGE ANNUAL TOTAL RETURN

(for periods ended December 31, 2019)

	Past 1 Year	Past 5 Years	Past 10 Years
Inverse Dow 2x Strategy Fund	-36.08%	-23.85%	-26.78%
Dow Jones Industrial Average® *(reflects no deduction for fees, expenses or taxes)*	25.34%	12.59%	13.40%

MANAGEMENT

INVESTMENT ADVISOR

Security Investors, LLC, which operates under the name Guggenheim Investments, serves as the investment adviser of the Fund.

PORTFOLIO MANAGERS

- **Michael P. Byrum**, CFA, Senior Vice President. Mr. Byrum has been associated with the Advisor since 1993.
- **Ryan A. Harder,** CFA, Portfolio Manager. Mr. Harder has been associated with the Advisor since 2004.

PURCHASE AND SALE OF FUND SHARES

Shares of the Fund are purchased by insurance companies for their separate accounts to fund variable life insurance and variable annuity contracts. All orders for the purchase of shares are subject to acceptance or rejection by the Trust. All redemption requests will be processed and payment with respect thereto will be made within seven days after tender.

TAX INFORMATION

The tax consequences of your investment in the Fund depend on the provisions of the annuity or life insurance program through which you invest. For more information on taxes, please refer to the accompanying prospectus of the annuity or life insurance program through which Fund shares are offered.

IMPORTANT INFORMATION ABOUT THE FUND

The Inverse NASDAQ-100® 2x Strategy Fund (the "Fund") is very different from most other mutual funds in that it seeks to provide **leveraged** investment results that match twice the inverse of the performance of a specific underlying index on a **daily basis**, a result opposite of most mutual funds. As a result, the Fund may be riskier than alternatives that do not use leverage because the performance of an investment in the Fund is magnified.

The effect of leverage on the Fund will generally cause the Fund's performance to not match the performance of the Fund's benchmark (as described below) over a period of time greater than a single trading day. This means that the return of the Fund for a period of longer than a single trading day will be the result of each day's compounded returns over the period, which will very likely differ from twice the inverse return of the Fund's underlying index (as defined below) for that period. As a consequence, especially in periods of market volatility, the path or trend of the benchmark during the longer period may be at least as important to the Fund's cumulative return for the longer period as the cumulative return of the benchmark for the relevant longer period. Further, the return for investors who invest for a period longer than a single trading day will not be the product of the return of the Fund's stated investment goal (*i.e.*, -2x) and the cumulative performance of the benchmark.

The Fund is not suitable for all investors. The Fund should be utilized only by investors who (a) understand the risks associated with the use of leverage, (b) understand the consequences of seeking daily leveraged investment results, (c) understand the risks of shorting and (d) intend to actively monitor and manage their investments. Investors who do not meet these criteria should not buy shares of the Fund. An investment in the Fund is not a complete investment program.

INVESTMENT OBJECTIVE

The Fund seeks to provide investment results that match, before fees and expenses, the performance of a specific benchmark on a daily basis. The Fund's current benchmark is 200% of the inverse (opposite) of the performance of the NASDAQ-100 Index® (the "underlying index"). The Fund does not seek to achieve its investment objective over a period of time greater than one day.

FEES AND EXPENSES OF THE FUND

This table describes the fees and expenses that you may pay if you buy and hold shares of the Fund. Owners of variable annuity and insurance contracts that invest in the Fund also should refer to the variable insurance contract prospectus for a description of fees and expenses that may be deducted at the separate account level or contract level for any charges that may be incurred under a contract. If the information below were to reflect the deduction of insurance charges, fees and expenses would be higher.

SHAREHOLDER FEES *(fees paid directly from your investment)*	N/A
ANNUAL FUND OPERATING EXPENSES *(expenses that you pay each year as a percentage of the value of your investment)*	
Management Fees	0.90%
Other Expenses*	0.92%
Total Annual Fund Operating Expenses	1.82%

* "Other Expenses" is based on estimated amounts for the current fiscal year and does not include fees paid to the Fund's swap contract counterparties, or the management fees, performance fees, and expenses of the reference assets or trading vehicles underlying such swap contracts. These fees and expenses, which are not reflected in this Annual Fund Operating Expenses table, are embedded in the returns of the swap contracts (*i.e.*, the fees and expenses reduce the investment returns of the swap contracts) and represent an indirect cost of investing in the Fund.

EXAMPLE

This Example is intended to help you compare the cost of investing in the Fund with the cost of investing in other mutual funds. The Example does not reflect the fees and expenses which are, or may be, imposed under your variable insurance contract. If the Example were to reflect the deduction of such charges, the costs shown would be greater. The Example assumes that you invest $10,000 in the Fund for the time periods indicated and then redeem all of your shares at the end of those periods. The Example also assumes that your investment has a 5% return each year and that the Fund's operating expenses remain the same. Although your actual costs may be higher or lower, based on these assumptions your costs would be:

1 Year	3 Years
$185	$573

PORTFOLIO TURNOVER

The Fund pays transaction costs, such as commissions, when it buys and sells securities (or "turns over" its portfolio). A higher portfolio turnover rate may indicate higher transaction costs. These costs, which are not reflected in the Total Annual Fund Operating Expenses or the Example, affect the Fund's performance. Since the Fund had not yet commenced operations as of the most recent fiscal year end, there is no portfolio turnover rate to report.

PRINCIPAL INVESTMENT STRATEGIES

The Fund employs as its investment strategy a program of engaging in short sales of securities generally included in the underlying index and investing in derivative instruments, which primarily consist of equity index swaps and swaps on exchange-traded funds, futures contracts, and options on securities, securities indices, and futures contracts. While the Fund may write (sell) and purchase swaps, it expects primarily to write swaps. The Advisor attempts to consistently apply leverage to increase the Fund's exposure to -200% of the underlying index, and expects to rebalance the Fund's holdings daily to maintain such exposure. The Fund's investment in derivatives serves as a substitute for directly selling short each of the securities included in the underlying index. Certain of the Fund's derivatives investments may be traded in the over-the-counter ("OTC") market. The Fund also may invest in American Depositary Receipts ("ADRs") to gain inverse exposure to international companies included in the underlying index. Under normal circumstances, the Fund will invest at least 80% of its net assets, plus any borrowings for investment purposes, in financial instruments with economic characteristics that should perform opposite to the securities of companies included in the underlying index.

The NASDAQ-100 Index® is a modified capitalization-weighted index composed of 100 of the largest non-financial companies listed on The Nasdaq Stock Market with capitalizations ranging from $5.2 billion to $1,200.3 billion as of March 31, 2020. To the extent the Fund's underlying index is concentrated in a particular industry the Fund will necessarily be concentrated in that industry. While the Fund's sector exposure may vary over time, as of March 31, 2020, the Fund has significant exposure to the Communication Services Sector, Consumer Discretionary Sector, Consumer Staples Sector, Health Care Sector, and Information Technology Sector, as each sector is defined by the Global Industry Classification Standard, a widely recognized industry classification methodology developed by MSCI, Inc. and Standard & Poor's Financial Services LLC. Also, as of March 31, 2020, the underlying index components, and thus the Fund's investments, are concentrated (*i.e.*, more than 25% of its assets) in securities issued by companies in the Interactive Media & Services Industry, a separate industry within the Communication Services Sector, and Semiconductors & Semiconductor Equipment Industry and Software Industry, separate industries within the within the Information Technology Sector. The industries in which the underlying index components, and thus the Fund's investments, may be concentrated will vary as the composition of the underlying index changes over time.

On a day-to-day basis, the Fund may hold U.S. government securities or cash equivalents. The Fund also may enter into repurchase agreements with counterparties that are deemed to present acceptable credit risks. In an effort to ensure that the Fund is fully invested on a day-to-day basis, the Fund may conduct any necessary trading activity at or just prior to the close of the U.S. financial markets. The Fund is non-diversified and, therefore, may invest a greater percentage of its assets in a particular issuer in comparison to a diversified fund.

Investments in derivative instruments, such as futures, options and swap agreements, have the economic effect of creating financial leverage in the Fund's portfolio because such investments may give rise to losses that exceed the amount the Fund has invested in those instruments. Financial leverage will magnify, sometimes significantly, the Fund's exposure to any increase or decrease in prices associated with a particular reference asset resulting in increased

volatility in the value of the Fund's portfolio. The value of the Fund's portfolio is likely to experience greater volatility over short-term periods. While such financial leverage has the potential to produce greater gains, it also may result in greater losses, which in some cases may cause the Fund to liquidate other portfolio investments at a loss to comply with limits on leverage and asset segregation requirements imposed by the Investment Company Act of 1940 or to meet redemption requests.

PRINCIPAL RISKS

As with all mutual funds, a shareholder is subject to the risk that his or her investment could lose money. In addition to this risk, the Fund is subject to the principal risks described below.

COMPOUNDING RISK—In addition to the correlation risks described under "Correlation Risk," the Fund's returns are subject to the effects of compounding, which generally will cause the Fund's performance to not correlate to the performance of the benchmark over periods greater than a single day, before accounting for fees and fund expenses. Compounded returns are the result of reinvesting daily returns over periods greater than a single day. The Fund's compounded returns for periods greater than a single day will be different than the performance of the benchmark over the same period. The effects of compounding on the performance of the Fund will be more pronounced when the underlying index experiences increased volatility, the greater the leverage employed in the Fund, and over longer holding periods.

Compounding affects the performance of all investments over time, but has a more significant effect on a leveraged index fund because the magnified changes in performance produced by the use of leverage lead to greater increases and decreases in the fund's daily returns which are then compounded over time. The effects of compounding, therefore, have a more significant effect on the Fund because it seeks to match a multiple of the inverse performance of the Fund's underlying index on a daily basis.

Fund performance for periods greater than one day can be estimated given any set of assumptions for the following factors: (a) underlying index performance; (b) underlying index volatility; (c) financing rates associated with leverage; (d) other Fund expenses; (e) dividends or interest paid by companies in the underlying index; and (f) period of time. The table below illustrates the impact of two principal factors – volatility and index performance – on Fund performance. The table shows estimated Fund returns for a number of combinations of performance and volatility over a one-year period. Performance shown in the table assumes: (a) no dividends paid by the companies included in the underlying index; (b) no Fund expenses; and (c) a cost of leverage of zero percent. If Fund expenses, including the cost of leverage, were included, the Fund's performance would be lower than shown.

Areas shaded lighter represent those scenarios where the Fund can be expected to return more than twice the inverse performance of the underlying index; conversely, areas shaded darker represent those scenarios where the Fund can be expected to return the same or less than twice the inverse performance of the underlying index.

Index Performance		Annualized Volatility				
1x	**-2x**	**10%**	**25%**	**50%**	**75%**	**100%**
-60%	**120%**	506%	404%	199%	13%	-69%
-50%	**100%**	286%	229%	91%	-27%	-82%
-40%	**80%**	171%	128%	33%	-49%	-86%
-30%	**60%**	99%	70%	-1%	-62%	-90%
-20%	**40%**	52%	31%	-27%	-70%	-93%
-10%	**20%**	20%	3%	-42%	-77%	-94%
0%	**0%**	-3%	-18%	-52%	-81%	-96%
10%	**-20%**	-19%	-31%	-61%	-84%	-96%
20%	**-40%**	-32%	-43%	-67%	-87%	-97%
30%	**-60%**	-42%	-51%	-72%	-89%	-97%
40%	**-80%**	-50%	-58%	-75%	-91%	-97%
50%	**-100%**	-57%	-63%	-79%	-92%	-98%
60%	**-120%**	-62%	-68%	-82%	-93%	-98%

The underlying index's annualized historical volatility rate for the five-year period ended March 31, 2020 is 15.58%. The underlying index's highest one-year volatility rate during the five-year period is 18.73%. The underlying index's annualized performance for the five-year period ended March 31, 2020 is 13.81%.

Historical underlying index volatility and performance are not indications of what the underlying index volatility and performance will be in the future. The table is intended to isolate the effects of the underlying index volatility and index performance on the return of the Fund, and underscore that the Fund is designed as a short-term trading vehicle for investors who intend to actively monitor and manage their portfolios.

CORRELATION RISK—A number of factors may affect the Fund's ability to achieve a high degree of correlation with its benchmark, including instances in which the Fund does not hold or have exposure to each component security of the underlying index and the effect of compounding on the Fund's returns, and there can be no guarantee that the Fund will achieve a high degree of correlation. Failure to achieve a high degree of correlation may prevent the Fund from achieving its investment objective. The Fund does not attempt to, and should not be expected to, provide returns which are an inverse multiple of the returns of the underlying index for periods other than a single day. The risk of the Fund not achieving its daily investment objective will be more acute when the underlying index has an extreme one-day movement approaching 50%. **In addition, as a result of compounding, the Fund's performance for periods greater than a single day is likely to be either greater than or less than the inverse of the performance of the underlying index times the stated multiple in the Fund's investment objective, before accounting for Fund fees and expenses.**

COUNTERPARTY CREDIT RISK—The Fund may invest in financial instruments involving counterparties that attempt to gain exposure to a particular group of securities, index or asset class without actually purchasing those securities or investments, or to hedge a position. The Fund's use of such financial instruments, including swap agreements, involves risks that are different from those associated with ordinary portfolio securities transactions. For example, the Fund is exposed to the risk that the counterparty may be unwilling or unable to make timely payments to meet its contractual obligations or may fail to return holdings that are subject to the agreement with the counterparty. If the counterparty becomes bankrupt or defaults on its payment obligations to the Fund, the Fund may not receive the full amount that it is entitled to receive. If this occurs, the value of your shares in the Fund will decrease.

CREDIT RISK—The Fund could lose money if the debt securities or other instruments in which it invests decline in price, or the issuer or guarantor of such instrument fails to pay interest or principal when due because the issuer or guarantor of the instrument experiences an actual or perceived decline in its financial status. Generally, credit risk is increased when a portfolio security is downgraded or the perceived creditworthiness of the issuer or guarantor deteriorates, though the effect of any credit rating downgrade can be uncertain. To the extent the Fund invests in below investment grade instruments, it will be exposed to a greater amount of credit risk than a fund which only invests in investment grade securities. In addition, to the extent the Fund uses credit derivatives, such use will expose it to additional risk in the event that the bonds underlying the derivatives default. The degree of credit risk depends on the issuer's or guarantor's financial condition and on the terms of the instruments.

DEPOSITARY RECEIPT RISK—The Fund may hold the securities of non-U.S. companies in the form of ADRs. The underlying securities of the ADRs in the Fund's portfolio are subject to fluctuations in foreign currency exchange rates that may affect the value of the Fund's portfolio. In addition, the value of the securities underlying the ADRs may change materially when the U.S. markets are not open for trading. Investments in the underlying foreign securities also involve political and economic risks distinct from those associated with investing in the securities of U.S. issuers.

DERIVATIVES RISK—The Fund's investments in derivatives may pose risks in addition to and greater than those associated with investing directly in securities or other investments, including risks relating to leverage, imperfect correlations with underlying investments or the Fund's other portfolio holdings, high price volatility, lack of availability, counterparty credit, liquidity, valuation and legal restrictions. Their use is a highly specialized activity that involves investment techniques and risks different from those associated with ordinary portfolio securities transactions. If the Advisor is incorrect about its expectations of market conditions, the use of derivatives could also result in a loss, which in some cases may be unlimited. Certain risks are specific to the derivatives in which the Fund invests.

SWAP AGREEMENTS RISK—Swap agreements are contracts among the Fund and a counterparty to exchange the return of the pre-determined underlying investment (such as the rate of return of the underlying index).

Swap agreements may be negotiated bilaterally and traded OTC between two parties or, in some instances, must be transacted through a futures commission merchant and cleared through a clearinghouse that serves as a central counterparty. Risks associated with the use of swap agreements are different from those associated with ordinary portfolio securities transactions, due in part to the fact they could be considered illiquid and many swaps trade on the OTC market. Swaps are particularly subject to counterparty credit, correlation, valuation, liquidity and leveraging risks. Certain standardized swaps are subject to mandatory central clearing. Central clearing is expected to reduce counterparty credit risk and increase liquidity, but central clearing does not make swap transactions risk-free.

FUTURES CONTRACTS RISK—Futures contracts are typically exchange-traded contracts that call for the future delivery of an asset at a certain price and date, or cash settlement of the terms of the contract. Risks of futures contracts may be caused by an imperfect correlation between movements in the price of the instruments and the price of the underlying securities. In addition, there is the risk that the Fund may not be able to enter into a closing transaction because of an illiquid market. Exchanges can limit the number of positions that can be held or controlled by the Fund or the Advisor, thus limiting the ability to implement the Fund's strategies. Futures markets are highly volatile and the use of futures may increase the volatility of the Fund's net asset value ("NAV"). Futures also are subject to leverage risks and to liquidity risk.

OPTIONS CONTRACTS RISK—Options or options on futures contracts give the holder of the option the right to buy (or to sell) a position in a security or in a contract to the writer of the option, at a certain price. They are subject to correlation risk because there may be an imperfect correlation between the options and the securities markets that cause a given transaction to fail to achieve its objectives. The successful use of options depends on the Advisor's ability to correctly predict future price fluctuations and the degree of correlation between the options and securities markets. Exchanges can limit the number of positions that can be held or controlled by the Fund or the Advisor, thus limiting the ability to implement the Fund's strategies. Options also are particularly subject to leverage risk and can be subject to liquidity risk.

EARLY CLOSING RISK—The Fund is subject to the risk that unanticipated early closings of securities exchanges and other financial markets may result in the Fund's inability to buy or sell securities or other financial instruments on that day and may cause the Fund to incur substantial trading losses.

EQUITY RISK—The Fund is subject to the risk that the value of the equity securities and equity-based derivatives in the Fund's portfolio will decline due to volatility in the equity market caused by general market and economic conditions, perceptions regarding particular industries represented in the equity market, or factors relating to specific companies to which the Fund has investment exposure.

FOREIGN ISSUER EXPOSURE RISK—The Fund may invest in securities of foreign companies directly, or in financial instruments that are indirectly linked to the performance of foreign issuers, such as ADRs. The Fund's exposure to foreign issuers and investments in foreign securities, if any, are subject to additional risks in comparison to U.S. securities and U.S. issuers, including currency fluctuations, adverse political and economic developments, unreliable or untimely information, less liquidity, limited legal recourse and higher transactional costs.

INDUSTRY CONCENTRATION RISK—The Fund may concentrate (*i.e.*, invest more than 25% of its net assets) its investments in a limited number of issuers conducting business in the same industry or group of related industries. To the extent the Fund does so, the Fund is more vulnerable to adverse market, economic, regulatory, political or other developments affecting that industry or group of related industries than a fund that invests its assets more broadly. As of March 31, 2020, the underlying index components, and thus the Fund's investments, are concentrated in securities issued by companies in the industries described below. The industries in which the underlying index components, and thus the Fund's assets, may be concentrated will vary as the composition of the underlying index changes over time.

Interactive Media & Services Industry. As a result of the Fund's concentration in the Interactive Media & Services Industry, the Fund is subject to the risks associated with that Industry. The Interactive Media & Services Industry includes companies engaged in content and information creation or distribution through proprietary platforms, where revenues are derived primarily through pay-per-click advertisements, including search engines, social media and networking platforms, online classifieds, and online review companies. The prices of the securities of companies in the Interactive Media & Services Industry are closely tied to the

performance of the overall economy and may be affected by changes in general economic growth, consumer confidence and consumer spending. Changes in demographics and consumer tastes also may affect the success of companies in the Interactive Media & Services Industry. In addition, legislative or regulatory changes and increased government supervision may affect companies in the Interactive Media & Services Industry. The Interactive Media & Services Industry is a separate industry within the Communication Services Sector.

Semiconductors & Semiconductor Equipment Industry. As a result of the Fund's concentration in the Semiconductors & Semiconductor Equipment Industry, the Fund is subject to the risks associated with that Industry. The Semiconductors & Semiconductor Equipment Industry includes manufacturers of semiconductor equipment, semiconductors and related products, including equipment used in the solar power industry and manufacturers of solar modules and cells. Companies in the Semiconductors & Semiconductor Equipment Industry rely heavily on technology. The prices of the securities of companies in the Semiconductors & Semiconductor Equipment Industry may fluctuate widely due to competitive pressures, increased sensitivity to short product cycles and aggressive pricing, heavy expenses incurred for research and development of products or services that prove unsuccessful, problems related to bringing products to market, and rapid obsolescence of products. Legislative or regulatory changes and increased government supervision also may affect companies in the Semiconductors & Semiconductor Equipment Industry. The Semiconductors & Semiconductor Equipment Industry is a separate industry within the Information Technology Sector.

Software Industry. As a result of the Fund's concentration in the Software Industry, the Fund is subject to the risks associated with that Industry. The Software Industry includes companies engaged in developing and producing software designed for specialized applications and systems and database management software and manufacturers of home entertainment and educational software used primarily in the home. The prices of the securities of issuers in the Software Industry may fluctuate widely due to competitive pressures, increased sensitivity to short product cycles and aggressive pricing, heavy expenses incurred for research and development of products or services that prove unsuccessful, challenges related to bringing products to market, and rapid obsolescence of products. In addition, many software companies rely on a combination of patents, copyrights, trademarks and trade secret laws to establish and protect their proprietary rights in their products and technologies. There can be no assurance that the steps taken by software companies to protect their proprietary rights will be adequate to prevent misappropriation of their technology or that competitors will not independently develop technologies that are substantially equivalent or superior to such companies' technology. Legislative or regulatory changes and increased government supervision also may affect companies in the Software Industry. The Software Industry is a separate industry within the Information Technology Sector.

INTEREST RATE RISK—The market value of fixed income investments and related financial instruments will change in response to interest rate changes. During periods of falling interest rates, the values of fixed income securities generally rise. Conversely, during periods of rising interest rates, the values of such securities generally decline. Securities with greater interest rate sensitivity and longer maturities generally are subject to greater fluctuations in value. The Fund may invest in variable and floating rate securities. Although these instruments are generally less sensitive to interest rate changes than fixed rate instruments, the value of floating rate and variable securities may decline if their interest rates do not rise as quickly, or as much, as general interest rates. Changes in government or central bank policy, including changes in tax policy or changes in a central bank's implementation of specific policy goals, may have a substantial impact on interest rates, and could have an adverse effect on prices for fixed income securities and on the performance of the Fund. In particular, interest rates in the U.S. are at or near historically low levels and as a result, fixed income securities markets may experience heightened levels of interest rate risk. Any unexpected or sudden reversal of the fiscal policy underlying current interest rate levels could adversely affect the value of the Fund. There can be no guarantee that any particular government or central bank policy will be continued, discontinued or changed, nor that any such policy will have the desired effect on interest rates.

LARGE-CAPITALIZATION SECURITIES RISK—The Fund is subject to the risk that large-capitalization stocks may outperform other segments of the equity market or the equity market as a whole. Larger, more established companies may be unable to respond quickly to new competitive challenges such as changes in technology and may not be able to attain the high growth rate of smaller companies, especially during extended periods of economic expansion.

LEVERAGING RISK—The Fund achieves leveraged exposure to the underlying index through the use of derivative instruments. The more the Fund invests in leveraged instruments, the more this leverage will magnify any losses on those investments. The Fund's investment in these instruments generally requires a small investment relative to the amount of investment exposure assumed. As a result, such investments may give rise to losses that exceed the amount invested in those instruments. Since the Fund's investment strategy involves consistently applied leverage, the value of the Fund's shares will tend to increase or decrease more than the value of any increase or decrease in the underlying index. Leverage also will have the effect of magnifying tracking error.

LIQUIDITY AND VALUATION RISK—In certain circumstances, it may be difficult for the Fund to purchase and sell a particular investment within a reasonable time at a fair price, or the price at which it has been valued by the Advisor for purposes of the Fund's NAV, causing the Fund to be less liquid. While the Fund intends to invest in liquid securities and financial instruments, under certain market conditions, such as when trading in a particular investment has been halted temporarily by an exchange because the maximum price change of that investment has been realized, it may be difficult or impossible for the Fund to liquidate such investments. In addition, the ability of the Fund to assign an accurate daily value to certain investments may be difficult, and the Advisor may be required to fair value the investments.

MARKET RISK—The market value of the securities and derivatives held by the Fund may fluctuate over time in response to factors affecting individual companies or other factors such as changing economic, political or financial markets.

NON-DIVERSIFICATION RISK—The Fund is considered non-diversified and can invest a greater portion of its assets in securities of individual issuers than a diversified fund. As a result, changes in the market value of a single issuer's securities could cause greater fluctuations in the value of Fund shares than would occur in a diversified fund. The Fund may become diversified for periods of time solely as a result of changes in the composition of the underlying index (*e.g.*, changes in the relative market capitalization or weights of one or more index component stocks).

OTC TRADING RISK—Certain of the derivatives in which the Fund may invest may be traded (and privately negotiated) in the OTC market. While the OTC derivatives market is the primary trading venue for many derivatives, it is largely unregulated and provides for less transparency than a national securities or commodities exchange. As a result and similar to other privately negotiated contracts, the Fund is subject to counterparty credit risk with respect to such derivatives contracts.

PASSIVE INVESTMENT RISK—The Fund is not actively managed and the Advisor does not attempt to take defensive positions in rising markets. Therefore, the Fund may be subject to greater losses in a rising market than a fund that is actively managed.

PORTFOLIO TURNOVER RISK—Periodic rebalancing of the Fund's holdings pursuant to its daily investment objective may lead to a greater number of portfolio transactions in the Fund than experienced by other mutual funds. Such frequent and active trading may lead to significantly higher transaction costs because of increased broker commissions associated with such transactions.

REGULATORY AND LEGAL RISK—U.S. and non-U.S. governmental agencies and other regulators regularly implement additional regulations and legislators pass new laws that affect the investments held by the Fund, the strategies used by the Fund or the level of regulation or taxation applying to the Fund (such as regulations related to investments in derivatives and other transactions). These regulations and laws impact the investment strategies, performance, costs and operations of the Fund or taxation of shareholders.

REPURCHASE AGREEMENT RISK—The Fund's investment in repurchase agreements may be subject to market and credit risk with respect to the collateral securing the repurchase agreements. Investments in repurchase agreements also may be subject to the risk that the market value of the underlying obligations may decline prior to the expiration of the repurchase agreement term.

SECTOR RISK—The Fund is subject to the Sector Risks described below.

> ***Communication Services Sector Risk.*** The Fund's investments are exposed to issuers conducting business in the Communication Services Sector. The Communication Services Sector includes companies that facilitate communication and offer related content and information through various mediums. It includes telecom and

media & entertainment companies including producers of interactive gaming products and companies engaged in content and information creation or distribution through proprietary platforms. The Fund is subject to the risk that the securities of such issuers will underperform the market as a whole due to legislative or regulatory changes, adverse market conditions and/or increased competition affecting the Communication Services Sector. The performance of companies operating in the Communication Services Sector has historically been closely tied to the performance of the overall economy, and also is affected by economic growth, consumer confidence, attitudes and spending. Increased sensitivity to short product cycles and aggressive pricing, challenges in bringing products to market and changes in demographics and consumer tastes also can affect the demand for, and success of, communication services products and services in the marketplace.

Consumer Discretionary Sector Risk. The Fund's investments are exposed to issuers conducting business in the Consumer Discretionary Sector. The manufacturing segment of the Consumer Discretionary Sector includes automotive, household durable goods, leisure equipment and textiles and apparel. The services segment includes hotels, restaurants and other leisure facilities, media production and services, and consumer retailing and services. The Fund is subject to the risk that the securities of such issuers will underperform the market as a whole due to legislative or regulatory changes, adverse market conditions and/or increased competition affecting the Consumer Discretionary Sector. The performance of companies operating in the Consumer Discretionary Sector has historically been closely tied to the performance of the overall economy, and also is affected by economic growth, consumer confidence, attitudes and spending. Changes in demographics and consumer tastes also can affect the demand for, and success of, consumer products and services in the marketplace. Moreover, the Consumer Discretionary Sector encompasses those businesses that tend to be the most sensitive to economic cycles.

Consumer Staples Sector Risk. The Fund's investments are exposed to issuers conducting business in the Consumer Staples Sector. The Consumer Staples Sector includes manufacturers and distributors of food, beverages and tobacco and producers of non-durable household goods and personal products. It also includes food and drug retailing companies as well as hypermarkets and consumer super centers. The Fund is subject to the risk that the securities of such issuers will underperform the market as a whole due to legislative or regulatory changes, adverse market conditions and/or increased competition affecting the Consumer Staples Sector. The performance of companies operating in the Consumer Staples Sector has historically been closely tied to the performance of the overall economy, and also is affected by consumer confidence, demands and preferences, and spending. In addition, companies in the Consumer Staples Sector may be subject to risks pertaining to the supply of, demand for, and prices of raw materials.

Health Care Sector Risk. The Fund's investments are exposed to issuers conducting business in the Health Care Sector. The Health Care Sector includes health care providers and services, companies that manufacture and distribute health care equipment and supplies, and health care technology companies. It also includes companies involved in the research, development, production and marketing of pharmaceuticals and biotechnology products. The Fund is subject to the risk that the securities of such issuers will underperform the market as a whole due to legislative or regulatory changes, adverse market conditions and/or increased competition affecting the Health Care Sector. The prices of the securities of companies operating in the Health Care Sector are closely tied to government regulation and approval of their products and services, which can have a significant effect on the price and availability of those products and services.

Information Technology Sector Risk. The Fund's investments are exposed to issuers conducting business in the Information Technology Sector. The Information Technology Sector includes companies that offer software and information technology services, manufacturers and distributors of technology hardware and equipment such as communications equipment, cellular phones, computers and peripherals, electronic equipment and related instruments and semiconductors. The Fund is subject to the risk that the securities of such issuers will underperform the market as a whole due to legislative or regulatory changes, adverse market conditions and/or increased competition affecting the Information Technology Sector. The prices of the securities of companies operating in the Information Technology Sector are closely tied to market competition, increased sensitivity to short product cycles and aggressive pricing, and problems with bringing products to market.

SHAREHOLDER TRADING RISK—The Fund may be used as a tool for certain investors that employ trading strategies involving frequent trading. Such trading strategies may lead to increased portfolio turnover in the Fund and higher transaction costs. Large movements of assets into and out of the Fund due to active or frequent trading also may adversely affect the Fund's ability to achieve its investment objective.

SHORT SALES AND SHORT EXPOSURE RISK—Short selling a security involves selling a borrowed security with the expectation that the value of that security will decline, so that the security may be purchased at a lower price when returning the borrowed security. A short exposure through a derivative exposes the Fund to counterparty credit risk and leverage risk. The risk for loss on a short sale or other short exposure is greater than a direct investment in the security itself because the price of the borrowed security may rise, thereby increasing the price at which the security must be purchased. The risk of loss through a short sale or other short exposure may in some cases be theoretically unlimited. Government actions also may affect the Fund's ability to engage in short selling.

TEMPORARY DEFENSIVE INVESTMENT RISK—The Advisor generally does not attempt to take defensive positions in the Fund in declining markets. Therefore, the Fund may be subject to greater losses in a declining market than a fund that does take defensive positions in declining markets.

TRACKING ERROR RISK—The Advisor may not be able to cause the Fund's performance to match that of the Fund's benchmark, either on a daily or aggregate basis. Factors such as Fund expenses, imperfect correlation between the Fund's investments and those of the underlying index, rounding of share prices, changes to the composition of the underlying index, regulatory policies, high portfolio turnover rate, and the use of leverage all contribute to tracking error. Tracking error may cause the Fund's performance to be less than you expect.

TRADING HALT RISK—The Fund typically will hold futures contracts and short-term options. The major exchanges on which these contracts are traded, such as the Chicago Mercantile Exchange, have established limits on how much the trading price of a futures contract or option may decline over various time periods within a day, and may halt trading in a contract that exceeds such limits. If a trading halt occurs, the Fund may temporarily be unable to purchase or sell certain securities, futures contracts or options. Such a trading halt near the time the Fund prices its shares may limit the Fund's ability to use leverage and fully invest its assets, which could increase tracking error and adversely affect performance, and may prevent the Fund from achieving its investment objective.

U.S. GOVERNMENT SECURITIES RISK—U.S. government securities may or may not be backed by the full faith and credit of the U.S. government. The value of U.S. government securities will fluctuate and such securities are subject to the risks associated with fixed-income and debt securities, particularly interest rate and credit risk.

PERFORMANCE INFORMATION

A comparison of the Fund's performance with that of a broad measure of market performance may give some indication of the risks of an investment in the Fund; however, the Fund has not yet commenced operations and, therefore, does not have any performance history. Of course, once the Fund has performance, this past performance (before and after taxes) does not necessarily indicate how the Fund will perform in the future.

MANAGEMENT

INVESTMENT ADVISOR

Security Investors, LLC, which operates under the name Guggenheim Investments, serves as the investment adviser of the Fund.

PORTFOLIO MANAGERS

- **Michael P. Byrum**, CFA, Senior Vice President. Mr. Byrum has been associated with the Advisor since 1993.
- **Ryan A. Harder,** CFA, Portfolio Manager. Mr. Harder has been associated with the Advisor since 2004.

PURCHASE AND SALE OF FUND SHARES

Shares of the Fund are purchased by insurance companies for their separate accounts to fund variable life insurance and variable annuity contracts. All orders for the purchase of shares are subject to acceptance or rejection by the Trust. All redemption requests will be processed and payment with respect thereto will be made within seven days after tender.

TAX INFORMATION

The tax consequences of your investment in the Fund depend on the provisions of the annuity or life insurance program through which you invest. For more information on taxes, please refer to the accompanying prospectus of the annuity or life insurance program through which Fund shares are offered.

IMPORTANT INFORMATION ABOUT THE FUND

The Inverse Russell 2000® 2x Strategy Fund (the "Fund") is very different from most other mutual funds in that it seeks to provide **leveraged** investment results that match twice the inverse of the performance of a specific underlying index on a **daily basis**, a result opposite of most mutual funds. As a result, the Fund may be riskier than alternatives that do not use leverage because the performance of an investment in the Fund is magnified.

The effect of leverage on the Fund will generally cause the Fund's performance to not match the performance of the Fund's benchmark (as described below) over a period of time greater than a single trading day. This means that the return of the Fund for a period of longer than a single trading day will be the result of each day's compounded returns over the period, which will very likely differ from twice the inverse return of the Fund's underlying index (as defined below) for that period. As a consequence, especially in periods of market volatility, the path or trend of the benchmark during the longer period may be at least as important to the Fund's cumulative return for the longer period as the cumulative return of the benchmark for the relevant longer period. Further, the return for investors who invest for a period longer than a single trading day will not be the product of the return of the Fund's stated investment goal (*i.e.*, -2x) and the cumulative performance of the benchmark.

The Fund is not suitable for all investors. The Fund should be utilized only by investors who (a) understand the risks associated with the use of leverage, (b) understand the consequences of seeking daily leveraged investment results, (c) understand the risks of shorting and (d) intend to actively monitor and manage their investments. Investors who do not meet these criteria should not buy shares of the Fund. An investment in the Fund is not a complete investment program.

INVESTMENT OBJECTIVE

The Fund seeks to provide investment results that match, before fees and expenses, the performance of a specific benchmark on a daily basis. The Fund's current benchmark is 200% of the inverse (opposite) of the performance of the Russell 2000® Index (the "underlying index"). The Fund does not seek to achieve its investment objective over a period of time greater than one day.

FEES AND EXPENSES OF THE FUND

This table describes the fees and expenses that you may pay if you buy and hold shares of the Fund. Owners of variable annuity and insurance contracts that invest in the Fund also should refer to the variable insurance contract prospectus for a description of fees and expenses that may be deducted at the separate account level or contract level for any charges that may be incurred under a contract. If the information below were to reflect the deduction of insurance charges, fees and expenses would be higher.

SHAREHOLDER FEES *(fees paid directly from your investment)*	N/A
ANNUAL FUND OPERATING EXPENSES *(expenses that you pay each year as a percentage of the value of your investment)*	
Management Fees	0.90%
Other Expenses*	0.93%
Total Annual Fund Operating Expenses	1.83%

* "Other Expenses" is based on estimated amounts for the current fiscal year and does not include fees paid to the Fund's swap contract counterparties, or the management fees, performance fees, and expenses of the reference assets or trading vehicles underlying such swap contracts. These fees and expenses, which are not reflected in this Annual Fund Operating Expenses table, are embedded in the returns of the swap contracts (*i.e.*, the fees and expenses reduce the investment returns of the swap contracts) and represent an indirect cost of investing in the Fund.

EXAMPLE

This Example is intended to help you compare the cost of investing in the Fund with the cost of investing in other mutual funds. The Example does not reflect the fees and expenses which are, or may be, imposed under your variable insurance contract. If the Example were to reflect the deduction of such charges, the costs shown would be greater. The Example assumes that you invest $10,000 in the Fund for the time periods indicated and then redeem all of your shares at the end of those periods. The Example also assumes that your investment has a 5% return each year and that the Fund's operating expenses remain the same. Although your actual costs may be higher or lower, based on these assumptions your costs would be:

1 Year	3 Years
$186	$576

PORTFOLIO TURNOVER

The Fund pays transaction costs, such as commissions, when it buys and sells securities (or "turns over" its portfolio). A higher portfolio turnover rate may indicate higher transaction costs. These costs, which are not reflected in the Total Annual Fund Operating Expenses or the Example, affect the Fund's performance. Since the Fund had not yet commenced operations as of the most recent fiscal year end, there is no portfolio turnover rate to report.

PRINCIPAL INVESTMENT STRATEGIES

The Fund employs as its investment strategy a program of engaging in short sales of securities generally included in the underlying index and investing in derivative instruments, which primarily consist of equity index swaps and swaps on exchange-traded funds, futures contracts, and options on securities, securities indices, and futures contracts. While the Fund may write (sell) and purchase swaps, it expects primarily to write swaps. The Advisor attempts to consistently apply leverage to increase the Fund's exposure to -200% of the underlying index, and expects to rebalance the Fund's holdings daily to maintain such exposure. The Fund's investment in derivatives serves as a substitute for directly selling short each of the securities included in the underlying index. Certain of the Fund's derivatives investments may be traded in the over-the-counter ("OTC") market. Under normal circumstances, the Fund will invest at least 80% of its net assets, plus any borrowings for investment purposes, in financial instruments with economic characteristics that should perform opposite to the securities of companies included in the underlying index.

The Russell 2000® Index is composed of the 2,000 smallest companies in the Russell 3000® Index, representing approximately 10% of the Russell 3000® total market capitalization and consisting of capitalizations ranging from $5.9 million to $11.3 billion as of March 31, 2020. The Russell 3000® Index is composed of the 3,000 largest U.S. companies ranked by total market capitalization, representing approximately 98% of the U.S. investable equity market. To the extent the Fund's underlying index is concentrated in a particular industry the Fund will necessarily be concentrated in that industry. While the Fund's sector exposure may vary over time, as of March 31, 2020, the Fund has significant exposure to the Consumer Discretionary Sector, Financials Sector, Health Care Sector, Industrials Sector, Information Technology Sector, and Real Estate Sector, as each sector is defined by the Global Industry Classification Standard, a widely recognized industry classification methodology developed by MSCI, Inc. and Standard & Poor's Financial Services LLC.

On a day-to-day basis, the Fund may hold U.S. government securities or cash equivalents. The Fund also may enter into repurchase agreements with counterparties that are deemed to present acceptable credit risks. In an effort to ensure that the Fund is fully invested on a day-to-day basis, the Fund may conduct any necessary trading activity at or just prior to the close of the U.S. financial markets. The Fund is non-diversified and, therefore, may invest a greater percentage of its assets in a particular issuer in comparison to a diversified fund.

Investments in derivative instruments, such as futures, options and swap agreements, have the economic effect of creating financial leverage in the Fund's portfolio because such investments may give rise to losses that exceed the amount the Fund has invested in those instruments. Financial leverage will magnify, sometimes significantly, the Fund's exposure to any increase or decrease in prices associated with a particular reference asset resulting in increased volatility in the value of the Fund's portfolio. The value of the Fund's portfolio is likely to experience greater volatility over short-term periods. While such financial leverage has the potential to produce greater gains, it also may result in greater losses, which in some cases may cause the Fund to liquidate other portfolio investments at a loss to comply

with limits on leverage and asset segregation requirements imposed by the Investment Company Act of 1940 or to meet redemption requests.

PRINCIPAL RISKS

As with all mutual funds, a shareholder is subject to the risk that his or her investment could lose money. In addition to this risk, the Fund is subject to the principal risks described below.

COMPOUNDING RISK—In addition to the correlation risks described under "Correlation Risk," the Fund's returns are subject to the effects of compounding, which generally will cause the Fund's performance to not correlate to the performance of the benchmark over periods greater than a single day, before accounting for fees and fund expenses. Compounded returns are the result of reinvesting daily returns over periods greater than a single day. The Fund's compounded returns for periods greater than a single day will be different than the performance of the benchmark over the same period. The effects of compounding on the performance of the Fund will be more pronounced when the underlying index experiences increased volatility, the greater the leverage employed in the Fund, and over longer holding periods.

Compounding affects the performance of all investments over time, but has a more significant effect on a leveraged index fund because the magnified changes in performance produced by the use of leverage lead to greater increases and decreases in the fund's daily returns which are then compounded over time. The effects of compounding, therefore, have a more significant effect on the Fund because it seeks to match a multiple of the inverse performance of the Fund's underlying index on a daily basis.

Fund performance for periods greater than one day can be estimated given any set of assumptions for the following factors: (a) underlying index performance; (b) underlying index volatility; (c) financing rates associated with leverage; (d) other Fund expenses; (e) dividends or interest paid by companies in the underlying index; and (f) period of time. The table below illustrates the impact of two principal factors – volatility and index performance – on Fund performance. The table shows estimated Fund returns for a number of combinations of performance and volatility over a one-year period. Performance shown in the table assumes: (a) no dividends paid by the companies included in the underlying index; (b) no Fund expenses; and (c) a cost of leverage of zero percent. If Fund expenses, including the cost of leverage, were included, the Fund's performance would be lower than shown.

Areas shaded lighter represent those scenarios where the Fund can be expected to return more than twice the inverse performance of the underlying index; conversely, areas shaded darker represent those scenarios where the Fund can be expected to return the same or less than twice the inverse performance of the underlying index.

Index Performance		Annualized Volatility				
1x	**-2x**	**10%**	**25%**	**50%**	**75%**	**100%**
-60%	**120%**	506%	404%	199%	13%	-69%
-50%	**100%**	286%	229%	91%	-27%	-82%
-40%	**80%**	171%	128%	33%	-49%	-86%
-30%	**60%**	99%	70%	-1%	-62%	-90%
-20%	**40%**	52%	31%	-27%	-70%	-93%
-10%	**20%**	20%	3%	-42%	-77%	-94%
0%	**0%**	-3%	-18%	-52%	-81%	-96%
10%	**-20%**	-19%	-31%	-61%	-84%	-96%
20%	**-40%**	-32%	-43%	-67%	-87%	-97%
30%	**-60%**	-42%	-51%	-72%	-89%	-97%
40%	**-80%**	-50%	-58%	-75%	-91%	-97%
50%	**-100%**	-57%	-63%	-79%	-92%	-98%
60%	**-120%**	-62%	-68%	-82%	-93%	-98%

The underlying index's annualized historical volatility rate for the five-year period ended March 31, 2020 is 19.15%. The underlying index's highest one-year volatility rate during the five-year period is 27.46%. The underlying index's annualized performance for the five-year period ended March 31, 2020 is -0.25%.

Historical underlying index volatility and performance are not indications of what the underlying index volatility and performance will be in the future. The table is intended to isolate the effects of the underlying index volatility and index performance on the return of the Fund, and underscore that the Fund is designed as a short-term trading vehicle for investors who intend to actively monitor and manage their portfolios.

CORRELATION RISK—A number of factors may affect the Fund's ability to achieve a high degree of correlation with its benchmark, including instances in which the Fund does not hold or have exposure to each component security of the underlying index and the effect of compounding on the Fund's returns, and there can be no guarantee that the Fund will achieve a high degree of correlation. Failure to achieve a high degree of correlation may prevent the Fund from achieving its investment objective. The Fund does not attempt to, and should not be expected to, provide returns which are an inverse multiple of the returns of the underlying index for periods other than a single day. The risk of the Fund not achieving its daily investment objective will be more acute when the underlying index has an extreme one-day movement approaching 50%. **In addition, as a result of compounding, the Fund's performance for periods greater than a single day is likely to be either greater than or less than the inverse of the performance of the underlying index times the stated multiple in the Fund's investment objective, before accounting for Fund fees and expenses.**

COUNTERPARTY CREDIT RISK—The Fund may invest in financial instruments involving counterparties that attempt to gain exposure to a particular group of securities, index or asset class without actually purchasing those securities or investments, or to hedge a position. The Fund's use of such financial instruments, including swap agreements, involves risks that are different from those associated with ordinary portfolio securities transactions. For example, the Fund is exposed to the risk that the counterparty may be unwilling or unable to make timely payments to meet its contractual obligations or may fail to return holdings that are subject to the agreement with the counterparty. If the counterparty becomes bankrupt or defaults on its payment obligations to the Fund, the Fund may not receive the full amount that it is entitled to receive. If this occurs, the value of your shares in the Fund will decrease.

CREDIT RISK—The Fund could lose money if the debt securities or other instruments in which it invests decline in price, or the issuer or guarantor of such instrument fails to pay interest or principal when due because the issuer or guarantor of the instrument experiences an actual or perceived decline in its financial status. Generally, credit risk is increased when a portfolio security is downgraded or the perceived creditworthiness of the issuer or guarantor deteriorates, though the effect of any credit rating downgrade can be uncertain. To the extent the Fund invests in below investment grade instruments, it will be exposed to a greater amount of credit risk than a fund which only invests in investment grade securities. In addition, to the extent the Fund uses credit derivatives, such use will expose it to additional risk in the event that the bonds underlying the derivatives default. The degree of credit risk depends on the issuer's or guarantor's financial condition and on the terms of the instruments.

DERIVATIVES RISK—The Fund's investments in derivatives may pose risks in addition to and greater than those associated with investing directly in securities or other investments, including risks relating to leverage, imperfect correlations with underlying investments or the Fund's other portfolio holdings, high price volatility, lack of availability, counterparty credit, liquidity, valuation and legal restrictions. Their use is a highly specialized activity that involves investment techniques and risks different from those associated with ordinary portfolio securities transactions. If the Advisor is incorrect about its expectations of market conditions, the use of derivatives could also result in a loss, which in some cases may be unlimited. Certain risks are specific to the derivatives in which the Fund invests.

> **SWAP AGREEMENTS RISK**—Swap agreements are contracts among the Fund and a counterparty to exchange the return of the pre-determined underlying investment (such as the rate of return of the underlying index). Swap agreements may be negotiated bilaterally and traded OTC between two parties or, in some instances, must be transacted through a futures commission merchant and cleared through a clearinghouse that serves as a central counterparty. Risks associated with the use of swap agreements are different from those associated with ordinary portfolio securities transactions, due in part to the fact they could be considered illiquid and many swaps trade on the OTC market. Swaps are particularly subject to counterparty credit, correlation, valuation, liquidity and leveraging risks. Certain standardized swaps are subject to mandatory central clearing. Central clearing is expected to reduce counterparty credit risk and increase liquidity, but central clearing does not make swap transactions risk-free.

FUTURES CONTRACTS RISK—Futures contracts are typically exchange-traded contracts that call for the future delivery of an asset at a certain price and date, or cash settlement of the terms of the contract. Risks of futures contracts may be caused by an imperfect correlation between movements in the price of the instruments and the price of the underlying securities. In addition, there is the risk that the Fund may not be able to enter into a closing transaction because of an illiquid market. Exchanges can limit the number of positions that can be held or controlled by the Fund or the Advisor, thus limiting the ability to implement the Fund's strategies. Futures markets are highly volatile and the use of futures may increase the volatility of the Fund's net asset value ("NAV"). Futures also are subject to leverage risks and to liquidity risk.

OPTIONS CONTRACTS RISK—Options or options on futures contracts give the holder of the option the right to buy (or to sell) a position in a security or in a contract to the writer of the option, at a certain price. They are subject to correlation risk because there may be an imperfect correlation between the options and the securities markets that cause a given transaction to fail to achieve its objectives. The successful use of options depends on the Advisor's ability to correctly predict future price fluctuations and the degree of correlation between the options and securities markets. Exchanges can limit the number of positions that can be held or controlled by the Fund or the Advisor, thus limiting the ability to implement the Fund's strategies. Options also are particularly subject to leverage risk and can be subject to liquidity risk.

EARLY CLOSING RISK—The Fund is subject to the risk that unanticipated early closings of securities exchanges and other financial markets may result in the Fund's inability to buy or sell securities or other financial instruments on that day and may cause the Fund to incur substantial trading losses.

EQUITY RISK—The Fund is subject to the risk that the value of the equity securities and equity-based derivatives in the Fund's portfolio will decline due to volatility in the equity market caused by general market and economic conditions, perceptions regarding particular industries represented in the equity market, or factors relating to specific companies to which the Fund has investment exposure.

INTEREST RATE RISK—The market value of fixed income investments and related financial instruments will change in response to interest rate changes. During periods of falling interest rates, the values of fixed income securities generally rise. Conversely, during periods of rising interest rates, the values of such securities generally decline. Securities with greater interest rate sensitivity and longer maturities generally are subject to greater fluctuations in value. The Fund may invest in variable and floating rate securities. Although these instruments are generally less sensitive to interest rate changes than fixed rate instruments, the value of floating rate and variable securities may decline if their interest rates do not rise as quickly, or as much, as general interest rates. Changes in government or central bank policy, including changes in tax policy or changes in a central bank's implementation of specific policy goals, may have a substantial impact on interest rates, and could have an adverse effect on prices for fixed income securities and on the performance of the Fund. In particular, interest rates in the U.S. are at or near historically low levels and as a result, fixed income securities markets may experience heightened levels of interest rate risk. Any unexpected or sudden reversal of the fiscal policy underlying current interest rate levels could adversely affect the value of the Fund. There can be no guarantee that any particular government or central bank policy will be continued, discontinued or changed, nor that any such policy will have the desired effect on interest rates.

LEVERAGING RISK—The Fund achieves leveraged exposure to the underlying index through the use of derivative instruments. The more the Fund invests in leveraged instruments, the more this leverage will magnify any losses on those investments. The Fund's investment in these instruments generally requires a small investment relative to the amount of investment exposure assumed. As a result, such investments may give rise to losses that exceed the amount invested in those instruments. Since the Fund's investment strategy involves consistently applied leverage, the value of the Fund's shares will tend to increase or decrease more than the value of any increase or decrease in the underlying index. Leverage also will have the effect of magnifying tracking error.

LIQUIDITY AND VALUATION RISK—In certain circumstances, it may be difficult for the Fund to purchase and sell a particular investment within a reasonable time at a fair price, or the price at which it has been valued by the Advisor for purposes of the Fund's NAV, causing the Fund to be less liquid. While the Fund intends to invest in liquid securities and financial instruments, under certain market conditions, such as when trading in a particular investment has been halted temporarily by an exchange because the maximum price change of that investment has been realized, it may be difficult or impossible for the Fund to liquidate such investments. In addition, the ability of the Fund to assign an

accurate daily value to certain investments may be difficult, and the Advisor may be required to fair value the investments.

MARKET RISK—The market value of the securities and derivatives held by the Fund may fluctuate over time in response to factors affecting individual companies or other factors such as changing economic, political or financial markets.

NON-DIVERSIFICATION RISK—The Fund is considered non-diversified and can invest a greater portion of its assets in securities of individual issuers than a diversified fund. As a result, changes in the market value of a single issuer's securities could cause greater fluctuations in the value of Fund shares than would occur in a diversified fund. The Fund may become diversified for periods of time solely as a result of changes in the composition of the underlying index (*e.g.*, changes in the relative market capitalization or weights of one or more index component stocks).

OTC TRADING RISK—Certain of the derivatives in which the Fund may invest may be traded (and privately negotiated) in the OTC market. While the OTC derivatives market is the primary trading venue for many derivatives, it is largely unregulated and provides for less transparency than a national securities or commodities exchange. As a result and similar to other privately negotiated contracts, the Fund is subject to counterparty credit risk with respect to such derivatives contracts.

PASSIVE INVESTMENT RISK—The Fund is not actively managed and the Advisor does not attempt to take defensive positions in rising markets. Therefore, the Fund may be subject to greater losses in a rising market than a fund that is actively managed.

PORTFOLIO TURNOVER RISK—Periodic rebalancing of the Fund's holdings pursuant to its daily investment objective may lead to a greater number of portfolio transactions in the Fund than experienced by other mutual funds. Such frequent and active trading may lead to significantly higher transaction costs because of increased broker commissions associated with such transactions.

REAL ESTATE INVESTMENT TRUST ("REIT") RISK—REITs are securities that invest substantially all of their assets in real estate, trade like stocks and may qualify for special tax considerations. Investments in REITs subject the Fund to risks associated with the direct ownership of real estate. Market conditions or events affecting the overall real estate and REIT markets, such as declining property values or rising interest rates, could have a negative impact on the real estate market and the value of REITs in general. REITs may be affected by changes in the value of the underlying property owned by the trusts, economic downturns which may have a material effect on the real estate in which the REITs invest and their underlying portfolio securities. Further, REITs are dependent upon specialized management skills and may have their investments in relatively few properties, or in a small geographic area or a single property type. Failure of a company to qualify as a REIT under federal tax law may have adverse consequences to the Fund. In addition, REITs have their own expenses, and the Fund will bear a proportionate share of those expenses.

REGULATORY AND LEGAL RISK—U.S. and non-U.S. governmental agencies and other regulators regularly implement additional regulations and legislators pass new laws that affect the investments held by the Fund, the strategies used by the Fund or the level of regulation or taxation applying to the Fund (such as regulations related to investments in derivatives and other transactions). These regulations and laws impact the investment strategies, performance, costs and operations of the Fund or taxation of shareholders.

REPURCHASE AGREEMENT RISK—The Fund's investment in repurchase agreements may be subject to market and credit risk with respect to the collateral securing the repurchase agreements. Investments in repurchase agreements also may be subject to the risk that the market value of the underlying obligations may decline prior to the expiration of the repurchase agreement term.

SECTOR RISK—The Fund is subject to the Sector Risks described below.

> ***Consumer Discretionary Sector Risk.*** The Fund's investments are exposed to issuers conducting business in the Consumer Discretionary Sector. The manufacturing segment of the Consumer Discretionary Sector includes automotive, household durable goods, leisure equipment and textiles and apparel. The services segment includes hotels, restaurants and other leisure facilities, media production and services, and consumer retailing and services. The Fund is subject to the risk that the securities of such issuers will underperform the market as a whole due to legislative or regulatory changes, adverse market conditions and/or increased

competition affecting the Consumer Discretionary Sector. The performance of companies operating in the Consumer Discretionary Sector has historically been closely tied to the performance of the overall economy, and also is affected by economic growth, consumer confidence, attitudes and spending. Changes in demographics and consumer tastes also can affect the demand for, and success of, consumer products and services in the marketplace. Moreover, the Consumer Discretionary Sector encompasses those businesses that tend to be the most sensitive to economic cycles.

Financials Sector Risk. The Fund's investments are exposed to issuers conducting business in the Financials Sector. The Financials Sector includes companies involved in banking, thrifts and mortgage finance, specialized finance, consumer finance, asset management and custody banks, investment banking and brokerage, and insurance. It also includes the Financial Exchanges & Data and Mortgage Real Estate Investment Trusts (REITs) sub-industries. Certain Financials Sector issuers serve as counterparties with which the Fund may enter into derivatives agreements or other similar contractual arrangements. The Fund is subject to the risk that the securities of such issuers will underperform the market as a whole due to legislative or regulatory changes, adverse market conditions and/or increased competition affecting the Financials Sector, which may adversely affect a company's ability to fulfill its obligations as a financial counterparty. Companies operating in the Financials Sector are subject to extensive government regulation, which may limit the financial commitments they can make and the interest rates and fees they can charge. Profitability is largely dependent on the availability and cost of capital funds, and may fluctuate significantly when interest rates change or due to increased competition.

Health Care Sector Risk. The Fund's investments are exposed to issuers conducting business in the Health Care Sector. The Health Care Sector includes health care providers and services, companies that manufacture and distribute health care equipment and supplies, and health care technology companies. It also includes companies involved in the research, development, production and marketing of pharmaceuticals and biotechnology products. The Fund is subject to the risk that the securities of such issuers will underperform the market as a whole due to legislative or regulatory changes, adverse market conditions and/or increased competition affecting the Health Care Sector. The prices of the securities of companies operating in the Health Care Sector are closely tied to government regulation and approval of their products and services, which can have a significant effect on the price and availability of those products and services.

Industrials Sector Risk. The Fund's investments are exposed to issuers conducting business in the Industrials Sector. The Industrials Sector includes manufacturers and distributors of capital goods such as aerospace and defense, building projects, electrical equipment and machinery, and companies that offer construction and engineering services. It also includes providers of commercial and professional services including printing, environmental and facilities services, office services and supplies, security and alarm services, human resource and employment services, and research and consulting services. It also includes companies that provide transportation services. The Fund is subject to the risk that the securities of such issuers will underperform the market as a whole due to legislative or regulatory changes, adverse market conditions and/or increased competition affecting the Industrials Sector. The prices of the securities of companies operating in the Industrials Sector may fluctuate due to the level and volatility of commodity prices, the exchange value of the dollar, import controls, worldwide competition, liability for environmental damage, depletion of resources, and mandated expenditures for safety and pollution control devices.

Information Technology Sector Risk. The Fund's investments are exposed to issuers conducting business in the Information Technology Sector. The Information Technology Sector includes companies that offer software and information technology services, manufacturers and distributors of technology hardware and equipment such as communications equipment, cellular phones, computers and peripherals, electronic equipment and related instruments and semiconductors. The Fund is subject to the risk that the securities of such issuers will underperform the market as a whole due to legislative or regulatory changes, adverse market conditions and/or increased competition affecting the Information Technology Sector. The prices of the securities of companies operating in the Information Technology Sector are closely tied to market competition, increased sensitivity to short product cycles and aggressive pricing, and problems with bringing products to market.

Real Estate Sector Risk. The Fund's investments are exposed to issuers conducting business in the Real Estate Sector. The Real Estate Sector contains companies operating in real estate development and operations. It

also includes companies offering real estate-related services and REITs. The Fund is subject to the risk that the securities of such issuers will underperform the market as a whole due to legislative or regulatory changes, adverse market conditions and/or increased competition affecting the Real Estate Sector. The performance of companies operating in the Real Estate Sector has historically been cyclical and particularly sensitive to the overall economy and market changes, including declines in the value of real estate or, conversely, saturation of the real estate market, economic downturns and defaults by borrowers or tenants during such periods, increases in competition, limited availability of mortgage funds or other limits to accessing the credit or capital markets, and changes in interest rates.

SHAREHOLDER TRADING RISK—The Fund may be used as a tool for certain investors that employ trading strategies involving frequent trading. Such trading strategies may lead to increased portfolio turnover in the Fund and higher transaction costs. Large movements of assets into and out of the Fund due to active or frequent trading also may adversely affect the Fund's ability to achieve its investment objective.

SHORT SALES AND SHORT EXPOSURE RISK—Short selling a security involves selling a borrowed security with the expectation that the value of that security will decline, so that the security may be purchased at a lower price when returning the borrowed security. A short exposure through a derivative exposes the Fund to counterparty credit risk and leverage risk. The risk for loss on a short sale or other short exposure is greater than a direct investment in the security itself because the price of the borrowed security may rise, thereby increasing the price at which the security must be purchased. The risk of loss through a short sale or other short exposure may in some cases be theoretically unlimited. Government actions also may affect the Fund's ability to engage in short selling.

SMALL-CAPITALIZATION SECURITIES RISK—The Fund is subject to the risk that small-capitalization stocks may outperform other segments of the equity market or the equity market as a whole. Small-capitalization companies may be more vulnerable than larger, more established organizations to adverse business or economic developments. Securities of small-capitalization companies may experience much more price volatility, greater spreads between their bid and ask prices, significantly lower trading volumes, and cyclical or static growth prospects. Small-capitalization companies often have limited product lines, markets or financial resources, and may therefore be more vulnerable to adverse developments than larger capitalization companies.

TEMPORARY DEFENSIVE INVESTMENT RISK—The Advisor generally does not attempt to take defensive positions in the Fund in declining markets. Therefore, the Fund may be subject to greater losses in a declining market than a fund that does take defensive positions in declining markets.

TRACKING ERROR RISK—The Advisor may not be able to cause the Fund's performance to match that of the Fund's benchmark, either on a daily or aggregate basis. Factors such as Fund expenses, imperfect correlation between the Fund's investments and those of the underlying index, rounding of share prices, changes to the composition of the underlying index, regulatory policies, high portfolio turnover rate, and the use of leverage all contribute to tracking error. Tracking error may cause the Fund's performance to be less than you expect.

TRADING HALT RISK—The Fund typically will hold futures contracts and short-term options. The major exchanges on which these contracts are traded, such as the Chicago Mercantile Exchange, have established limits on how much the trading price of a futures contract or option may decline over various time periods within a day, and may halt trading in a contract that exceeds such limits. If a trading halt occurs, the Fund may temporarily be unable to purchase or sell certain securities, futures contracts or options.Such a trading halt near the time the Fund prices its shares may limit the Fund's ability to use leverage and fully invest its assets, which could increase tracking error and adversely affect performance, and may prevent the Fund from achieving its investment objective.

U.S. GOVERNMENT SECURITIES RISK—U.S. government securities may or may not be backed by the full faith and credit of the U.S. government. The value of U.S. government securities will fluctuate and such securities are subject to the risks associated with fixed-income and debt securities, particularly interest rate and credit risk.

PERFORMANCE INFORMATION

A comparison of the Fund's performance with that of a broad measure of market performance may give some indication of the risks of an investment in the Fund; however, the Fund has not yet commenced operations and, therefore, does not have any performance history. Of course, once the Fund has performance, this past performance (before and after taxes) does not necessarily indicate how the Fund will perform in the future.

MANAGEMENT

INVESTMENT ADVISOR

Security Investors, LLC, which operates under the name Guggenheim Investments, serves as the investment adviser of the Fund.

PORTFOLIO MANAGERS

- **Michael P. Byrum**, CFA, Senior Vice President. Mr. Byrum has been associated with the Advisor since 1993.
- **Ryan A. Harder,** CFA, Portfolio Manager. Mr. Harder has been associated with the Advisor since 2004.

PURCHASE AND SALE OF FUND SHARES

Shares of the Fund are purchased by insurance companies for their separate accounts to fund variable life insurance and variable annuity contracts. All orders for the purchase of shares are subject to acceptance or rejection by the Trust. All redemption requests will be processed and payment with respect thereto will be made within seven days after tender.

TAX INFORMATION

The tax consequences of your investment in the Fund depend on the provisions of the annuity or life insurance program through which you invest. For more information on taxes, please refer to the accompanying prospectus of the annuity or life insurance program through which Fund shares are offered.

IMPORTANT INFORMATION ABOUT THE FUND

The Inverse S&P 500® 2x Strategy Fund (the "Fund") is very different from most other mutual funds in that it seeks to provide **leveraged** investment results that match twice the inverse of the performance of a specific underlying index on a **daily basis**, a result opposite of most mutual funds. As a result, the Fund may be riskier than alternatives that do not use leverage because the performance of an investment in the Fund is magnified.

The effect of leverage on the Fund will generally cause the Fund's performance to not match the performance of the Fund's benchmark (as described below) over a period of time greater than a single trading day. This means that the return of the Fund for a period of longer than a single trading day will be the result of each day's compounded returns over the period, which will very likely differ from twice the inverse return of the Fund's underlying index (as defined below) for that period. As a consequence, especially in periods of market volatility, the path or trend of the benchmark during the longer period may be at least as important to the Fund's cumulative return for the longer period as the cumulative return of the benchmark for the relevant longer period. Further, the return for investors who invest for a period longer than a single trading day will not be the product of the return of the Fund's stated investment goal (*i.e.*, -2x) and the cumulative performance of the benchmark.

The Fund is not suitable for all investors. The Fund should be utilized only by investors who (a) understand the risks associated with the use of leverage, (b) understand the consequences of seeking daily leveraged investment results, (c) understand the risks of shorting and (d) intend to actively monitor and manage their investments. Investors who do not meet these criteria should not buy shares of the Fund. An investment in the Fund is not a complete investment program.

INVESTMENT OBJECTIVE

The Fund seeks to provide investment results that match, before fees and expenses, the performance of a specific benchmark on a daily basis. The Fund's current benchmark is 200% of the inverse (opposite) of the performance of the S&P 500® Index (the "underlying index"). The Fund does not seek to achieve its investment objective over a period of time greater than one day.

FEES AND EXPENSES OF THE FUND

This table describes the fees and expenses that you may pay if you buy and hold shares of the Fund. Owners of variable annuity and insurance contracts that invest in the Fund also should refer to the variable insurance contract prospectus for a description of fees and expenses that may be deducted at the separate account level or contract level for any charges that may be incurred under a contract. If the information below were to reflect the deduction of insurance charges, fees and expenses would be higher.

SHAREHOLDER FEES *(fees paid directly from your investment)*	N/A
ANNUAL FUND OPERATING EXPENSES *(expenses that you pay each year as a percentage of the value of your investment)*	
Management Fees	0.90%
Other Expenses*	0.87%
Total Annual Fund Operating Expenses	1.77%

* "Other Expenses" is based on estimated amounts for the current fiscal year and does not include fees paid to the Fund's swap contract counterparties, or the management fees, performance fees, and expenses of the reference assets or trading vehicles underlying such swap contracts. These fees and expenses, which are not reflected in this Annual Fund Operating Expenses table, are embedded in the returns of the swap contracts (*i.e.*, the fees and expenses reduce the investment returns of the swap contracts) and represent an indirect cost of investing in the Fund.

EXAMPLE

This Example is intended to help you compare the cost of investing in the Fund with the cost of investing in other mutual funds. The Example does not reflect the fees and expenses which are, or may be, imposed under your variable insurance contract. If the Example were to reflect the deduction of such charges, the costs shown would be greater. The Example assumes that you invest $10,000 in the Fund for the time periods indicated and then redeem all of your shares at the end of those periods. The Example also assumes that your investment has a 5% return each year and that the Fund's operating expenses remain the same. Although your actual costs may be higher or lower, based on these assumptions your costs would be:

1 Year	3 Years
$180	$557

PORTFOLIO TURNOVER

The Fund pays transaction costs, such as commissions, when it buys and sells securities (or "turns over" its portfolio). A higher portfolio turnover rate may indicate higher transaction costs. These costs, which are not reflected in the Total Annual Fund Operating Expenses or the Example, affect the Fund's performance. Since the Fund had not yet commenced operations as of the most recent fiscal year end, there is no portfolio turnover rate to report.

PRINCIPAL INVESTMENT STRATEGIES

The Fund employs as its investment strategy a program of engaging in short sales of securities generally included in the underlying index and investing in derivative instruments, which primarily consist of equity index swaps and swaps on exchange-traded funds, futures contracts, and options on securities, securities indices, and futures contracts. While the Fund may write (sell) and purchase swaps, it expects primarily to write swaps. The Advisor attempts to consistently apply leverage to increase the Fund's exposure to -200% of the underlying index, and expects to rebalance the Fund's holdings daily to maintain such exposure. The Fund's investment in derivatives serves as a substitute for directly selling short each of the securities included in the underlying index. Certain of the Fund's derivatives investments may be traded in the over-the-counter ("OTC") market. Under normal circumstances, the Fund will invest at least 80% of its net assets, plus any borrowings for investment purposes, in financial instruments with economic characteristics that should perform opposite to the securities of companies included in the underlying index.

The S&P 500® Index is a capitalization-weighted index composed of 500 common stocks, which are chosen by the Standard & Poor's Corporation on a statistical basis, and which generally represent large-capitalization companies with capitalizations ranging from $1.5 billion to $1,200.3 billion as of March 31, 2020. To the extent the Fund's underlying index is concentrated in a particular industry the Fund will necessarily be concentrated in that industry. While the Fund's sector exposure may vary over time, as of March 31, 2020, the Fund has significant exposure to the Communication Services Sector, Consumer Discretionary Sector, Consumer Staples Sector, Financials Sector, Health Care Sector, Industrials Sector, and Information Technology Sector, as each sector is defined by the Global Industry Classification Standard, a widely recognized industry classification methodology developed by MSCI, Inc. and Standard & Poor's Financial Services LLC.

On a day-to-day basis, the Fund may hold U.S. government securities or cash equivalents. The Fund also may enter into repurchase agreements with counterparties that are deemed to present acceptable credit risks. In an effort to ensure that the Fund is fully invested on a day-to-day basis, the Fund may conduct any necessary trading activity at or just prior to the close of the U.S. financial markets. The Fund is non-diversified and, therefore, may invest a greater percentage of its assets in a particular issuer in comparison to a diversified fund.

Investments in derivative instruments, such as futures, options and swap agreements, have the economic effect of creating financial leverage in the Fund's portfolio because such investments may give rise to losses that exceed the amount the Fund has invested in those instruments. Financial leverage will magnify, sometimes significantly, the Fund's exposure to any increase or decrease in prices associated with a particular reference asset resulting in increased volatility in the value of the Fund's portfolio. The value of the Fund's portfolio is likely to experience greater volatility over short-term periods. While such financial leverage has the potential to produce greater gains, it also may result in greater losses, which in some cases may cause the Fund to liquidate other portfolio investments at a loss to comply with limits on leverage and asset segregation requirements imposed by the Investment Company Act of 1940 or to meet redemption requests.

PRINCIPAL RISKS

As with all mutual funds, a shareholder is subject to the risk that his or her investment could lose money. In addition to this risk, the Fund is subject to the principal risks described below.

COMPOUNDING RISK—In addition to the correlation risks described under "Correlation Risk," the Fund's returns are subject to the effects of compounding, which generally will cause the Fund's performance to not correlate to the performance of the benchmark over periods greater than a single day, before accounting for fees and fund expenses. Compounded returns are the result of reinvesting daily returns over periods greater than a single day. The Fund's compounded returns for periods greater than a single day will be different than the performance of the benchmark over the same period. The effects of compounding on the performance of the Fund will be more pronounced when the underlying index experiences increased volatility, the greater the leverage employed in the Fund, and over longer holding periods.

Compounding affects the performance of all investments over time, but has a more significant effect on a leveraged index fund because the magnified changes in performance produced by the use of leverage lead to greater increases and decreases in the fund's daily returns which are then compounded over time. The effects of compounding, therefore, have a more significant effect on the Fund because it seeks to match a multiple of the inverse performance of the Fund's underlying index on a daily basis.

Fund performance for periods greater than one day can be estimated given any set of assumptions for the following factors: (a) underlying index performance; (b) underlying index volatility; (c) financing rates associated with leverage; (d) other Fund expenses; (e) dividends or interest paid by companies in the underlying index; and (f) period of time. The table below illustrates the impact of two principal factors – volatility and index performance – on Fund performance. The table shows estimated Fund returns for a number of combinations of performance and volatility over a one-year period. Performance shown in the table assumes: (a) no dividends paid by the companies included in the underlying index; (b) no Fund expenses; and (c) a cost of leverage of zero percent. If Fund expenses, including the cost of leverage, were included, the Fund's performance would be lower than shown.

Areas shaded lighter represent those scenarios where the Fund can be expected to return more than twice the inverse performance of the underlying index; conversely, areas shaded darker represent those scenarios where the Fund can be expected to return the same or less than twice the inverse performance of the underlying index.

Index Performance		Annualized Volatility				
1x	**-2x**	**10%**	**25%**	**50%**	**75%**	**100%**
-60%	**120%**	506%	404%	199%	13%	-69%
-50%	**100%**	286%	229%	91%	-27%	-82%
-40%	**80%**	171%	128%	33%	-49%	-86%
-30%	**60%**	99%	70%	-1%	-62%	-90%
-20%	**40%**	52%	31%	-27%	-70%	-93%
-10%	**20%**	20%	3%	-42%	-77%	-94%
0%	**0%**	-3%	-18%	-52%	-81%	-96%
10%	**-20%**	-19%	-31%	-61%	-84%	-96%
20%	**-40%**	-32%	-43%	-67%	-87%	-97%
30%	**-60%**	-42%	-51%	-72%	-89%	-97%
40%	**-80%**	-50%	-58%	-75%	-91%	-97%
50%	**-100%**	-57%	-63%	-79%	-92%	-98%
60%	**-120%**	-62%	-68%	-82%	-93%	-98%

The underlying index's annualized historical volatility rate for the five-year period ended March 31, 2020 is 13.65%. The underlying index's highest one-year volatility rate during the five-year period is 19.80%. The underlying index's annualized performance for the five-year period ended March 31, 2020 is 6.73%.

Historical underlying index volatility and performance are not indications of what the underlying index volatility and performance will be in the future. The table is intended to isolate the effects of the underlying index volatility and

index performance on the return of the Fund, and underscore that the Fund is designed as a short-term trading vehicle for investors who intend to actively monitor and manage their portfolios.

CORRELATION RISK—A number of factors may affect the Fund's ability to achieve a high degree of correlation with its benchmark, including instances in which the Fund does not hold or have exposure to each component security of the underlying index and the effect of compounding on the Fund's returns, and there can be no guarantee that the Fund will achieve a high degree of correlation. Failure to achieve a high degree of correlation may prevent the Fund from achieving its investment objective. The Fund does not attempt to, and should not be expected to, provide returns which are an inverse multiple of the returns of the underlying index for periods other than a single day. The risk of the Fund not achieving its daily investment objective will be more acute when the underlying index has an extreme one-day movement approaching 50%. **In addition, as a result of compounding, the Fund's performance for periods greater than a single day is likely to be either greater than or less than the inverse of the performance of the underlying index times the stated multiple in the Fund's investment objective, before accounting for Fund fees and expenses.**

COUNTERPARTY CREDIT RISK—The Fund may invest in financial instruments involving counterparties that attempt to gain exposure to a particular group of securities, index or asset class without actually purchasing those securities or investments, or to hedge a position. The Fund's use of such financial instruments, including swap agreements, involves risks that are different from those associated with ordinary portfolio securities transactions. For example, the Fund is exposed to the risk that the counterparty may be unwilling or unable to make timely payments to meet its contractual obligations or may fail to return holdings that are subject to the agreement with the counterparty. If the counterparty becomes bankrupt or defaults on its payment obligations to the Fund, the Fund may not receive the full amount that it is entitled to receive. If this occurs, the value of your shares in the Fund will decrease.

CREDIT RISK—The Fund could lose money if the debt securities or other instruments in which it invests decline in price, or the issuer or guarantor of such instrument fails to pay interest or principal when due because the issuer or guarantor of the instrument experiences an actual or perceived decline in its financial status. Generally, credit risk is increased when a portfolio security is downgraded or the perceived creditworthiness of the issuer or guarantor deteriorates, though the effect of any credit rating downgrade can be uncertain. To the extent the Fund invests in below investment grade instruments, it will be exposed to a greater amount of credit risk than a fund which only invests in investment grade securities. In addition, to the extent the Fund uses credit derivatives, such use will expose it to additional risk in the event that the bonds underlying the derivatives default. The degree of credit risk depends on the issuer's or guarantor's financial condition and on the terms of the instruments.

DERIVATIVES RISK—The Fund's investments in derivatives may pose risks in addition to and greater than those associated with investing directly in securities or other investments, including risks relating to leverage, imperfect correlations with underlying investments or the Fund's other portfolio holdings, high price volatility, lack of availability, counterparty credit, liquidity, valuation and legal restrictions. Their use is a highly specialized activity that involves investment techniques and risks different from those associated with ordinary portfolio securities transactions. If the Advisor is incorrect about its expectations of market conditions, the use of derivatives could also result in a loss, which in some cases may be unlimited. Certain risks are specific to the derivatives in which the Fund invests.

> **SWAP AGREEMENTS RISK**—Swap agreements are contracts among the Fund and a counterparty to exchange the return of the pre-determined underlying investment (such as the rate of return of the underlying index). Swap agreements may be negotiated bilaterally and traded OTC between two parties or, in some instances, must be transacted through a futures commission merchant and cleared through a clearinghouse that serves as a central counterparty. Risks associated with the use of swap agreements are different from those associated with ordinary portfolio securities transactions, due in part to the fact they could be considered illiquid and many swaps trade on the OTC market. Swaps are particularly subject to counterparty credit, correlation, valuation, liquidity and leveraging risks. Certain standardized swaps are subject to mandatory central clearing. Central clearing is expected to reduce counterparty credit risk and increase liquidity, but central clearing does not make swap transactions risk-free.
>
> **FUTURES CONTRACTS RISK**—Futures contracts are typically exchange-traded contracts that call for the future delivery of an asset at a certain price and date, or cash settlement of the terms of the contract. Risks of futures contracts may be caused by an imperfect correlation between movements in the price of the instruments and

the price of the underlying securities. In addition, there is the risk that the Fund may not be able to enter into a closing transaction because of an illiquid market. Exchanges can limit the number of positions that can be held or controlled by the Fund or the Advisor, thus limiting the ability to implement the Fund's strategies. Futures markets are highly volatile and the use of futures may increase the volatility of the Fund's net asset value ("NAV"). Futures also are subject to leverage risks and to liquidity risk.

OPTIONS CONTRACTS RISK—Options or options on futures contracts give the holder of the option the right to buy (or to sell) a position in a security or in a contract to the writer of the option, at a certain price. They are subject to correlation risk because there may be an imperfect correlation between the options and the securities markets that cause a given transaction to fail to achieve its objectives. The successful use of options depends on the Advisor's ability to correctly predict future price fluctuations and the degree of correlation between the options and securities markets. Exchanges can limit the number of positions that can be held or controlled by the Fund or the Advisor, thus limiting the ability to implement the Fund's strategies. Options also are particularly subject to leverage risk and can be subject to liquidity risk.

EARLY CLOSING RISK—The Fund is subject to the risk that unanticipated early closings of securities exchanges and other financial markets may result in the Fund's inability to buy or sell securities or other financial instruments on that day and may cause the Fund to incur substantial trading losses.

EQUITY RISK—The Fund is subject to the risk that the value of the equity securities and equity-based derivatives in the Fund's portfolio will decline due to volatility in the equity market caused by general market and economic conditions, perceptions regarding particular industries represented in the equity market, or factors relating to specific companies to which the Fund has investment exposure.

INTEREST RATE RISK—The market value of fixed income investments and related financial instruments will change in response to interest rate changes. During periods of falling interest rates, the values of fixed income securities generally rise. Conversely, during periods of rising interest rates, the values of such securities generally decline. Securities with greater interest rate sensitivity and longer maturities generally are subject to greater fluctuations in value. The Fund may invest in variable and floating rate securities. Although these instruments are generally less sensitive to interest rate changes than fixed rate instruments, the value of floating rate and variable securities may decline if their interest rates do not rise as quickly, or as much, as general interest rates. Changes in government or central bank policy, including changes in tax policy or changes in a central bank's implementation of specific policy goals, may have a substantial impact on interest rates, and could have an adverse effect on prices for fixed income securities and on the performance of the Fund. In particular, interest rates in the U.S. are at or near historically low levels and as a result, fixed income securities markets may experience heightened levels of interest rate risk. Any unexpected or sudden reversal of the fiscal policy underlying current interest rate levels could adversely affect the value of the Fund. There can be no guarantee that any particular government or central bank policy will be continued, discontinued or changed, nor that any such policy will have the desired effect on interest rates.

LARGE-CAPITALIZATION SECURITIES RISK—The Fund is subject to the risk that large-capitalization stocks may outperform other segments of the equity market or the equity market as a whole. Larger, more established companies may be unable to respond quickly to new competitive challenges such as changes in technology and may not be able to attain the high growth rate of smaller companies, especially during extended periods of economic expansion.

LEVERAGING RISK—The Fund achieves leveraged exposure to the underlying index through the use of derivative instruments. The more the Fund invests in leveraged instruments, the more this leverage will magnify any losses on those investments. The Fund's investment in these instruments generally requires a small investment relative to the amount of investment exposure assumed. As a result, such investments may give rise to losses that exceed the amount invested in those instruments. Since the Fund's investment strategy involves consistently applied leverage, the value of the Fund's shares will tend to increase or decrease more than the value of any increase or decrease in the underlying index. Leverage also will have the effect of magnifying tracking error.

LIQUIDITY AND VALUATION RISK—In certain circumstances, it may be difficult for the Fund to purchase and sell a particular investment within a reasonable time at a fair price, or the price at which it has been valued by the Advisor for purposes of the Fund's NAV, causing the Fund to be less liquid. While the Fund intends to invest in liquid securities and financial instruments, under certain market conditions, such as when trading in a particular investment has been halted temporarily by an exchange because the maximum price change of that investment has been realized, it may

be difficult or impossible for the Fund to liquidate such investments. In addition, the ability of the Fund to assign an accurate daily value to certain investments may be difficult, and the Advisor may be required to fair value the investments.

MARKET RISK—The market value of the securities and derivatives held by the Fund may fluctuate over time in response to factors affecting individual companies or other factors such as changing economic, political or financial markets.

NON-DIVERSIFICATION RISK—The Fund is considered non-diversified and can invest a greater portion of its assets in securities of individual issuers than a diversified fund. As a result, changes in the market value of a single issuer's securities could cause greater fluctuations in the value of Fund shares than would occur in a diversified fund. The Fund may become diversified for periods of time solely as a result of changes in the composition of the underlying index (*e.g.*, changes in the relative market capitalization or weights of one or more index component stocks).

OTC TRADING RISK—Certain of the derivatives in which the Fund may invest may be traded (and privately negotiated) in the OTC market. While the OTC derivatives market is the primary trading venue for many derivatives, it is largely unregulated and provides for less transparency than a national securities or commodities exchange. As a result and similar to other privately negotiated contracts, the Fund is subject to counterparty credit risk with respect to such derivatives contracts.

PASSIVE INVESTMENT RISK—The Fund is not actively managed and the Advisor does not attempt to take defensive positions in rising markets. Therefore, the Fund may be subject to greater losses in a rising market than a fund that is actively managed.

PORTFOLIO TURNOVER RISK—Periodic rebalancing of the Fund's holdings pursuant to its daily investment objective may lead to a greater number of portfolio transactions in the Fund than experienced by other mutual funds. Such frequent and active trading may lead to significantly higher transaction costs because of increased broker commissions associated with such transactions.

REAL ESTATE INVESTMENT TRUST ("REIT") RISK—REITs are securities that invest substantially all of their assets in real estate, trade like stocks and may qualify for special tax considerations. Investments in REITs subject the Fund to risks associated with the direct ownership of real estate. Market conditions or events affecting the overall real estate and REIT markets, such as declining property values or rising interest rates, could have a negative impact on the real estate market and the value of REITs in general. REITs may be affected by changes in the value of the underlying property owned by the trusts, economic downturns which may have a material effect on the real estate in which the REITs invest and their underlying portfolio securities. Further, REITs are dependent upon specialized management skills and may have their investments in relatively few properties, or in a small geographic area or a single property type. Failure of a company to qualify as a REIT under federal tax law may have adverse consequences to the Fund. In addition, REITs have their own expenses, and the Fund will bear a proportionate share of those expenses.

REGULATORY AND LEGAL RISK—U.S. and non-U.S. governmental agencies and other regulators regularly implement additional regulations and legislators pass new laws that affect the investments held by the Fund, the strategies used by the Fund or the level of regulation or taxation applying to the Fund (such as regulations related to investments in derivatives and other transactions). These regulations and laws impact the investment strategies, performance, costs and operations of the Fund or taxation of shareholders.

REPURCHASE AGREEMENT RISK—The Fund's investment in repurchase agreements may be subject to market and credit risk with respect to the collateral securing the repurchase agreements. Investments in repurchase agreements also may be subject to the risk that the market value of the underlying obligations may decline prior to the expiration of the repurchase agreement term.

SECTOR RISK—The Fund is subject to the Sector Risks described below.

> ***Communication Services Sector Risk.*** The Fund's investments are exposed to issuers conducting business in the Communication Services Sector. The Communication Services Sector includes companies that facilitate communication and offer related content and information through various mediums. It includes telecom and media & entertainment companies including producers of interactive gaming products and companies engaged in content and information creation or distribution through proprietary platforms. The Fund is subject

to the risk that the securities of such issuers will underperform the market as a whole due to legislative or regulatory changes, adverse market conditions and/or increased competition affecting the Communication Services Sector. The performance of companies operating in the Communication Services Sector has historically been closely tied to the performance of the overall economy, and also is affected by economic growth, consumer confidence, attitudes and spending. Increased sensitivity to short product cycles and aggressive pricing, challenges in bringing products to market and changes in demographics and consumer tastes also can affect the demand for, and success of, communication services products and services in the marketplace.

Consumer Discretionary Sector Risk. The Fund's investments are exposed to issuers conducting business in the Consumer Discretionary Sector. The manufacturing segment of the Consumer Discretionary Sector includes automotive, household durable goods, leisure equipment and textiles and apparel. The services segment includes hotels, restaurants and other leisure facilities, media production and services, and consumer retailing and services. The Fund is subject to the risk that the securities of such issuers will underperform the market as a whole due to legislative or regulatory changes, adverse market conditions and/or increased competition affecting the Consumer Discretionary Sector. The performance of companies operating in the Consumer Discretionary Sector has historically been closely tied to the performance of the overall economy, and also is affected by economic growth, consumer confidence, attitudes and spending. Changes in demographics and consumer tastes also can affect the demand for, and success of, consumer products and services in the marketplace. Moreover, the Consumer Discretionary Sector encompasses those businesses that tend to be the most sensitive to economic cycles.

Consumer Staples Sector Risk. The Fund's investments are exposed to issuers conducting business in the Consumer Staples Sector. The Consumer Staples Sector includes manufacturers and distributors of food, beverages and tobacco and producers of non-durable household goods and personal products. It also includes food and drug retailing companies as well as hypermarkets and consumer super centers. The Fund is subject to the risk that the securities of such issuers will underperform the market as a whole due to legislative or regulatory changes, adverse market conditions and/or increased competition affecting the Consumer Staples Sector. The performance of companies operating in the Consumer Staples Sector has historically been closely tied to the performance of the overall economy, and also is affected by consumer confidence, demands and preferences, and spending. In addition, companies in the Consumer Staples Sector may be subject to risks pertaining to the supply of, demand for, and prices of raw materials.

Financials Sector Risk. The Fund's investments are exposed to issuers conducting business in the Financials Sector. The Financials Sector includes companies involved in banking, thrifts and mortgage finance, specialized finance, consumer finance, asset management and custody banks, investment banking and brokerage, and insurance. It also includes the Financial Exchanges & Data and Mortgage Real Estate Investment Trusts (REITs) sub-industries. Certain Financials Sector issuers serve as counterparties with which the Fund may enter into derivatives agreements or other similar contractual arrangements. The Fund is subject to the risk that the securities of such issuers will underperform the market as a whole due to legislative or regulatory changes, adverse market conditions and/or increased competition affecting the Financials Sector, which may adversely affect a company's ability to fulfill its obligations as a financial counterparty. Companies operating in the Financials Sector are subject to extensive government regulation, which may limit the financial commitments they can make and the interest rates and fees they can charge. Profitability is largely dependent on the availability and cost of capital funds, and may fluctuate significantly when interest rates change or due to increased competition.

Health Care Sector Risk. The Fund's investments are exposed to issuers conducting business in the Health Care Sector. The Health Care Sector includes health care providers and services, companies that manufacture and distribute health care equipment and supplies, and health care technology companies. It also includes companies involved in the research, development, production and marketing of pharmaceuticals and biotechnology products. The Fund is subject to the risk that the securities of such issuers will underperform the market as a whole due to legislative or regulatory changes, adverse market conditions and/or increased competition affecting the Health Care Sector. The prices of the securities of companies operating in the Health Care Sector are closely tied to government regulation and approval of their products and services, which can have a significant effect on the price and availability of those products and services.

Industrials Sector Risk. The Fund's investments are exposed to issuers conducting business in the Industrials Sector. The Industrials Sector includes manufacturers and distributors of capital goods such as aerospace and defense, building projects, electrical equipment and machinery, and companies that offer construction and engineering services. It also includes providers of commercial and professional services including printing, environmental and facilities services, office services and supplies, security and alarm services, human resource and employment services, and research and consulting services. It also includes companies that provide transportation services. The Fund is subject to the risk that the securities of such issuers will underperform the market as a whole due to legislative or regulatory changes, adverse market conditions and/or increased competition affecting the Industrials Sector. The prices of the securities of companies operating in the Industrials Sector may fluctuate due to the level and volatility of commodity prices, the exchange value of the dollar, import controls, worldwide competition, liability for environmental damage, depletion of resources, and mandated expenditures for safety and pollution control devices.

Information Technology Sector Risk. The Fund's investments are exposed to issuers conducting business in the Information Technology Sector. The Information Technology Sector includes companies that offer software and information technology services, manufacturers and distributors of technology hardware and equipment such as communications equipment, cellular phones, computers and peripherals, electronic equipment and related instruments and semiconductors. The Fund is subject to the risk that the securities of such issuers will underperform the market as a whole due to legislative or regulatory changes, adverse market conditions and/or increased competition affecting the Information Technology Sector. The prices of the securities of companies operating in the Information Technology Sector are closely tied to market competition, increased sensitivity to short product cycles and aggressive pricing, and problems with bringing products to market.

SHAREHOLDER TRADING RISK—The Fund may be used as a tool for certain investors that employ trading strategies involving frequent trading. Such trading strategies may lead to increased portfolio turnover in the Fund and higher transaction costs. Large movements of assets into and out of the Fund due to active or frequent trading also may adversely affect the Fund's ability to achieve its investment objective.

SHORT SALES AND SHORT EXPOSURE RISK—Short selling a security involves selling a borrowed security with the expectation that the value of that security will decline, so that the security may be purchased at a lower price when returning the borrowed security. A short exposure through a derivative exposes the Fund to counterparty credit risk and leverage risk. The risk for loss on a short sale or other short exposure is greater than a direct investment in the security itself because the price of the borrowed security may rise, thereby increasing the price at which the security must be purchased. The risk of loss through a short sale or other short exposure may in some cases be theoretically unlimited. Government actions also may affect the Fund’s ability to engage in short selling.

TEMPORARY DEFENSIVE INVESTMENT RISK—The Advisor generally does not attempt to take defensive positions in the Fund in declining markets. Therefore, the Fund may be subject to greater losses in a declining market than a fund that does take defensive positions in declining markets.

TRACKING ERROR RISK—The Advisor may not be able to cause the Fund’s performance to match that of the Fund’s benchmark, either on a daily or aggregate basis. Factors such as Fund expenses, imperfect correlation between the Fund’s investments and those of the underlying index, rounding of share prices, changes to the composition of the underlying index, regulatory policies, high portfolio turnover rate, and the use of leverage all contribute to tracking error. Tracking error may cause the Fund’s performance to be less than you expect.

TRADING HALT RISK—The Fund typically will hold futures contracts and short-term options. The major exchanges on which these contracts are traded, such as the Chicago Mercantile Exchange, have established limits on how much the trading price of a futures contract or option may decline over various time periods within a day, and may halt trading in a contract that exceeds such limits. If a trading halt occurs, the Fund may temporarily be unable to purchase or sell certain securities, futures contracts or options. Such a trading halt near the time the Fund prices its shares may limit the Fund’s ability to use leverage and fully invest its assets, which could increase tracking error and adversely affect performance, and may prevent the Fund from achieving its investment objective.

U.S. GOVERNMENT SECURITIES RISK—U.S. government securities may or may not be backed by the full faith and credit of the U.S. government. The value of U.S. government securities will fluctuate and such securities are subject to the risks associated with fixed-income and debt securities, particularly interest rate and credit risk.

PERFORMANCE INFORMATION

A comparison of the Fund's performance with that of a broad measure of market performance may give some indication of the risks of an investment in the Fund; however, the Fund has not yet commenced operations and, therefore, does not have any performance history. Of course, once the Fund has performance, this past performance (before and after taxes) does not necessarily indicate how the Fund will perform in the future.

MANAGEMENT

INVESTMENT ADVISOR

Security Investors, LLC, which operates under the name Guggenheim Investments, serves as the investment adviser of the Fund.

PORTFOLIO MANAGERS

- **Michael P. Byrum**, CFA, Senior Vice President. Mr. Byrum has been associated with the Advisor since 1993.
- **Ryan A. Harder,** CFA, Portfolio Manager. Mr. Harder has been associated with the Advisor since 2004.

PURCHASE AND SALE OF FUND SHARES

Shares of the Fund are purchased by insurance companies for their separate accounts to fund variable life insurance and variable annuity contracts. All orders for the purchase of shares are subject to acceptance or rejection by the Trust. All redemption requests will be processed and payment with respect thereto will be made within seven days after tender.

TAX INFORMATION

The tax consequences of your investment in the Fund depend on the provisions of the annuity or life insurance program through which you invest. For more information on taxes, please refer to the accompanying prospectus of the annuity or life insurance program through which Fund shares are offered.

IMPORTANT INFORMATION ABOUT THE FUND

The Inverse Mid-Cap Strategy Fund (the "Fund") is very different from most other mutual funds in that it seeks to provide investment results that match the inverse of the performance of a specific underlying index on a **daily basis**, a result opposite of most mutual funds. As a result, the Fund may be riskier than alternatives that do not rely on the use of derivatives to achieve their investment objectives.

Because the Fund seeks daily inverse investment results, the return of the Fund for a period of longer than a single trading day will be the result of each day's compounded returns over the period, which will very likely differ from the inverse return of the Fund's underlying index (as defined below) for that period. As a consequence, especially in periods of market volatility, the path or trend of the benchmark during the longer period may be at least as important to the Fund's return for the longer period as the cumulative return of the benchmark for the relevant longer period. Further, the return for investors who invest for a period longer than a single trading day will not be the product of the return of the Fund's stated investment goal (*i.e.*, -1x) and the cumulative performance of the benchmark.

The Fund is not suitable for all investors. The Fund should be utilized only by investors who (a) understand the consequences of seeking daily inverse investment results, (b) understand the risks of shorting and (c) intend to actively monitor and manage their investments. Investors who do not meet these criteria should not buy shares of the Fund. An investment in the Fund is not a complete investment program.

INVESTMENT OBJECTIVE

The Fund seeks to provide investment results that match, before fees and expenses, the performance of a specific benchmark on a daily basis. The Fund's current benchmark is the inverse (opposite) of the performance of the S&P MidCap 400® Index (the "underlying index"). The Fund does not seek to achieve its investment objective over a period of time greater than one day.

FEES AND EXPENSES OF THE FUND

This table describes the fees and expenses that you may pay if you buy and hold shares of the Fund. Owners of variable annuity and insurance contracts that invest in the Fund also should refer to the variable insurance contract prospectus for a description of fees and expenses that may be deducted at the separate account level or contract level for any charges that may be incurred under a contract. If the information below were to reflect the deduction of insurance charges, fees and expenses would be higher.

SHAREHOLDER FEES *(fees paid directly from your investment)*	N/A
ANNUAL FUND OPERATING EXPENSES *(expenses that you pay each year as a percentage of the value of your investment)*	
Management Fees	0.90%
Other Expenses*	0.98%
Acquired Fund Fees and Expenses	0.11%
Total Annual Fund Operating Expenses**	1.99%
Fee Waiver***	-0.07%
Total Annual Fund Operating Expenses After Fee Waiver**	1.92%

* "Other Expenses" does not include fees paid to the Fund's swap contract counterparties, or the management fees, performance fees, and expenses of the reference assets or trading vehicles underlying such swap contracts. These fees and expenses, which are not reflected in this Annual Fund Operating Expenses table, are embedded in the returns of the swap contracts (*i.e.*, the fees and expenses reduce the investment returns of the swap contracts) and represent an indirect cost of investing in the Fund.

** The Total Annual Fund Operating Expenses and Total Annual Fund Operating Expenses After Fee Waiver in this fee table may not correlate to the expense ratios in the Fund's financial highlights and financial statements because the financial highlights and financial statements reflect only the operating expenses of the Fund and do

not include Acquired Fund Fees and Expenses, which are fees and expenses incurred indirectly by the Fund through its investments in certain underlying investment companies.

*** The Advisor has contractually agreed through May 1, 2021, to waive the amount of the Fund's management fee to the extent necessary to offset the proportionate share of any management fee paid by the Fund with respect to any Fund investment in an underlying fund for which the Advisor or any of its affiliates also serves as investment manager. The agreement may be terminated by the Advisor at the conclusion of any one-year term or by the Fund's Board of Trustees at any time, and when the Advisor ceases to serve as such.

EXAMPLE

This Example is intended to help you compare the cost of investing in the Fund with the cost of investing in other mutual funds. The Example does not reflect the fees and expenses which are, or may be, imposed under your variable insurance contract. If the Example were to reflect the deduction of such charges, the costs shown would be greater. The Example assumes that you invest $10,000 in the Fund for the time periods indicated and then redeem all of your shares at the end of those periods. The Example also assumes that your investment has a 5% return each year and that the Fund's operating expenses remain the same. Although your actual costs may be higher or lower, based on these assumptions your costs would be:

1 Year	3 Years	5 Years	10 Years
$195	$618	$1,066	$2,311

PORTFOLIO TURNOVER

The Fund pays transaction costs, such as commissions, when it buys and sells securities (or "turns over" its portfolio). A higher portfolio turnover rate may indicate higher transaction costs. These costs, which are not reflected in the Total Annual Fund Operating Expenses or the Example, affect the Fund's performance. During the most recent fiscal year, the Fund's portfolio turnover rate was 185% of the average value of its portfolio. The Fund's portfolio turnover rate is calculated without regard to cash instruments and most derivatives. If such instruments were included, the Fund's portfolio turnover rate might be significantly higher.

PRINCIPAL INVESTMENT STRATEGIES

Unlike a traditional index fund, the Fund's investment objective is to perform opposite the underlying index, and the Fund generally will not own the securities included in the underlying index. Instead, the Fund employs as its investment strategy a program of engaging in short sales of securities included in the underlying index and investing to a significant extent in derivative instruments, which primarily consist of equity index swaps and swaps on exchange-traded funds ("ETFs"), futures contracts, and options on securities, futures contracts, and stock indices. The Advisor expects to rebalance the Fund's positions daily to maintain exposure that is opposite to that of the underlying index. While the Fund may write (sell) and purchase swaps, it expects primarily to write swaps. The Fund's investment in derivatives serves as a substitute for directly selling short each of the securities included in the underlying index and produces inverse exposure to the underlying index. Certain of the Fund's derivatives investments may be traded in the over-the-counter ("OTC") market. Under normal circumstances, the Fund will invest at least 80% of its net assets, plus any borrowings for investment purposes, in financial instruments with economic characteristics that should perform opposite to the securities of companies included in the underlying index.

Investments in derivative instruments, such as futures, options and swap agreements, have the economic effect of creating financial leverage in the Fund's portfolio because such investments may give rise to losses that exceed the amount the Fund has invested in those instruments. Financial leverage will magnify, sometimes significantly, the Fund's exposure to any increase or decrease in prices associated with a particular reference asset resulting in increased volatility in the value of the Fund's portfolio. The value of the Fund's portfolio is likely to experience greater volatility over short-term periods. While such financial leverage has the potential to produce greater gains, it also may result in greater losses, which in some cases may cause the Fund to liquidate other portfolio investments at a loss to comply with limits on leverage and asset segregation requirements imposed by the Investment Company Act of 1940 or to meet redemption requests.

The S&P MidCap 400® Index is a modified capitalization-weighted index composed of 400 mid-cap stocks chosen by Standard & Poor's Corporation for market size, liquidity, and industry group representation. The S&P MidCap 400® Index covers approximately 7% of the U.S. equities market and generally represents mid-capitalization companies

with capitalizations ranging from $289.3 million to $12.6 billion as of March 31, 2020. To the extent the Fund's underlying index is concentrated in a particular industry the Fund will necessarily be concentrated in that industry. While the Fund's sector exposure may vary over time, as of March 31, 2020, the Fund has significant exposure to the Consumer Discretionary Sector, Financials Sector, Health Care Sector, Industrials Sector, Information Technology Sector, and Real Estate Sector, as each sector is defined by the Global Industry Classification Standard, a widely recognized industry classification methodology developed by MSCI, Inc. and Standard & Poor's Financial Services LLC.

On a day-to-day basis, the Fund may hold U.S. government securities or cash equivalents. The Fund also may enter into repurchase agreements with counterparties that are deemed to present acceptable credit risks. In an effort to ensure that the Fund is fully invested on a day-to-day basis, the Fund may conduct any necessary trading activity at or just prior to the close of the U.S. financial markets. The Fund is non-diversified and, therefore, may invest a greater percentage of its assets in a particular issuer in comparison to a diversified fund.

The Fund may invest a portion of its assets, and at times, a substantial portion of its assets, in other short-term fixed-income investment companies advised by the Advisor, or an affiliate of the Advisor, for various purposes, including for liquidity management purposes (*e.g.*, to increase yield on liquid investments used to collateralize derivatives positions) or when such investment companies present a more cost-effective investment option than direct investments in the underlying securities. Investments in these investment companies will significantly increase the portfolio's exposure to certain other asset categories, including: (i) a broad range of high yield, high risk debt securities rated below the top four long-term rating categories by a nationally recognized statistical rating organization or, if unrated, determined by the Advisor to be of comparable quality (also known as "junk bonds"); (ii) securities issued by the U.S. government or its agencies and instrumentalities; (iii) collateralized loan obligations ("CLOs"), other asset-backed securities (including mortgage-backed securities) and similarly structured debt investments; and (iv) other short-term fixed income securities. Such investments will expose the Fund to the risks of these asset categories and increases or decreases in the value of these investments may cause the Fund to deviate from its investment objective.

PRINCIPAL RISKS

As with all mutual funds, a shareholder is subject to the risk that his or her investment could lose money. In addition to this risk, the Fund is subject to the principal risks described below.

ASSET-BACKED AND MORTGAGE-BACKED SECURITIES RISK—Through its investments in other investment companies, the Fund may have exposure to asset-backed securities, including mortgage-backed securities and structured finance investments. Investors in these securities generally receive payments that are part interest and part return of principal. These payments may vary based on the rate at which the underlying borrowers pay off their loans. Some asset-backed securities, including mortgage-backed securities, may have structures that make their reaction to interest rates and other factors difficult to predict, making their prices very volatile and they are subject to liquidity risk. The terms of many structured finance investments and other instruments are tied to the London Interbank Offered Rate ("LIBOR"), which functions as a reference rate or benchmark. It is anticipated that LIBOR will be discontinued at the end of 2021, which may cause increased volatility and illiquidity in the markets for instruments with terms tied to LIBOR or other adverse consequences for these instruments. These events may adversely affect the Fund and its investments in such instruments.

CLO RISK—Through its investments in other investment companies, the Fund may have exposure to CLOs. A CLO is a trust typically collateralized by a pool of loans, which may include, among others, domestic and foreign senior secured loans, senior unsecured loans, and subordinate corporate loans, including loans that may be rated below investment grade or equivalent unrated loans. The cash flows from the trust are split into two or more portions, called tranches, varying in risk and yield. CLO tranches can experience substantial losses due to actual defaults, increased sensitivity to defaults due to collateral default and disappearance of protecting tranches, market anticipation of defaults, as well as aversion to CLO securities as a class. The risks of an investment in a CLO depend largely on the type of the collateral securities and the class of the CLO in which the Fund invests.

COMPOUNDING RISK—In addition to the correlation risks described under "Correlation Risk," the Fund's returns are subject to the effects of compounding, which generally will cause the Fund's performance to not correlate to the performance of the benchmark over periods greater than a single day, before accounting for fees and fund expenses. Compounded returns are the result of reinvesting daily returns over periods greater than a single day. The Fund's compounded returns for periods greater than a single day will be different than the performance of the benchmark

over the same period. The effects of compounding on the performance of the Fund will be more pronounced when the underlying index experiences increased volatility and over longer holding periods.

Fund performance for periods greater than one day can be estimated given any set of assumptions for the following factors: (a) underlying index performance; (b) underlying index volatility; (c) financing rates associated with leverage; (d) other Fund expenses; (e) dividends or interest paid by companies in the underlying index; and (f) period of time. The table below illustrates the impact of two principal factors – volatility and index performance – on Fund performance. The table shows estimated Fund returns for a number of combinations of performance and volatility over a one-year period. Performance shown in the table assumes: (a) no dividends paid by the companies included in the underlying index; (b) no Fund expenses; and (c) a cost of leverage of zero percent. If Fund expenses, including the cost of leverage, were included, the Fund's performance would be lower than shown.

Areas shaded lighter represent those scenarios where the Fund can be expected to return more than the inverse performance of the underlying index; conversely, areas shaded darker represent those scenarios where the Fund can be expected to return the same or less than the inverse performance of the underlying index.

Index Performance		**Annualized Volatility**				
1x	**-1x**	**10%**	**25%**	**50%**	**75%**	**100%**
-60%	**60%**	148%	132%	96%	42%	-6%
-50%	**50%**	98%	87%	57%	14%	-28%
-40%	**40%**	65%	56%	30%	-5%	-38%
-30%	**30%**	42%	34%	13%	-18%	-47%
-20%	**20%**	24%	18%	-3%	-28%	-54%
-10%	**10%**	10%	4%	-13%	-36%	-59%
0%	**0%**	-1%	-6%	-22%	-43%	-64%
10%	**-10%**	-10%	-15%	-29%	-48%	-67%
20%	**-20%**	-17%	-22%	-35%	-53%	-69%
30%	**-30%**	-24%	-28%	-40%	-56%	-71%
40%	**-40%**	-29%	-33%	-44%	-60%	-73%
50%	**-50%**	-34%	-37%	-48%	-62%	-76%
60%	**-60%**	-38%	-41%	-51%	-65%	-78%

The underlying index's annualized historical volatility rate for the five-year period ended March 31, 2020 is 17.27%. The underlying index's highest one-year volatility rate during the five-year period is 26.67%. The underlying index's annualized performance for the five-year period ended March 31, 2020 is 0.56%.

Historical underlying index volatility and performance are not indications of what the underlying index volatility and performance will be in the future. The table is intended to isolate the effects of the underlying index volatility and index performance on the return of the Fund, and underscore that the Fund is designed as a short-term trading vehicle for investors who intend to actively monitor and manage their portfolios.

CORRELATION RISK—A number of factors may affect the Fund's ability to achieve a high degree of correlation with its benchmark, including instances in which the Fund does not hold or have exposure to each component security of the underlying index and the effect of compounding on the Fund's returns, and there can be no guarantee that the Fund will achieve a high degree of correlation. Failure to achieve a high degree of correlation may prevent the Fund from achieving its investment objective. The Fund does not attempt to, and should not be expected to, provide returns which are the inverse of the returns of the underlying index for periods other than a single day. The risk of the Fund not achieving its daily investment objective will be more acute when the underlying index has an extreme one-day movement approaching 50%. **In addition, as a result of compounding, the Fund's performance for periods greater than a single day is likely to be either greater than or less than the performance of the inverse of the underlying index, before accounting for Fund fees and expenses.**

COUNTERPARTY CREDIT RISK—The Fund may invest in financial instruments involving counterparties that attempt to gain exposure to a particular group of securities, index or asset class without actually purchasing those securities

or investments, or to hedge a position. The Fund's use of such financial instruments, including swap agreements, involves risks that are different from those associated with ordinary portfolio securities transactions. For example, the Fund is exposed to the risk that the counterparty may be unwilling or unable to make timely payments to meet its contractual obligations or may fail to return holdings that are subject to the agreement with the counterparty. If the counterparty becomes bankrupt or defaults on its payment obligations to the Fund, the Fund may not receive the full amount that it is entitled to receive. If this occurs, the value of your shares in the Fund will decrease.

CREDIT RISK—The Fund could lose money if the debt securities or other instruments in which it invests decline in price, or the issuer or guarantor of such instrument fails to pay interest or principal when due because the issuer or guarantor of the instrument experiences an actual or perceived decline in its financial status. Generally, credit risk is increased when a portfolio security is downgraded or the perceived creditworthiness of the issuer or guarantor deteriorates, though the effect of any credit rating downgrade can be uncertain. To the extent the Fund invests in below investment grade instruments, it will be exposed to a greater amount of credit risk than a fund which only invests in investment grade securities. In addition, to the extent the Fund uses credit derivatives, such use will expose it to additional risk in the event that the bonds underlying the derivatives default. The degree of credit risk depends on the issuer's or guarantor's financial condition and on the terms of the instruments.

DERIVATIVES RISK—The Fund's investments in derivatives may pose risks in addition to and greater than those associated with investing directly in securities or other investments, including risks relating to leverage, imperfect correlations with underlying investments or the Fund's other portfolio holdings, high price volatility, lack of availability, counterparty credit, liquidity, valuation and legal restrictions. Their use is a highly specialized activity that involves investment techniques and risks different from those associated with ordinary portfolio securities transactions. If the Advisor is incorrect about its expectations of market conditions, the use of derivatives could also result in a loss, which in some cases may be unlimited. Certain risks are specific to the derivatives in which the Fund invests.

SWAP AGREEMENTS RISK—Swap agreements are contracts among the Fund and a counterparty to exchange the return of the pre-determined underlying investment (such as the rate of return of the underlying index). Swap agreements may be negotiated bilaterally and traded OTC between two parties or, in some instances, must be transacted through a futures commission merchant and cleared through a clearinghouse that serves as a central counterparty. Risks associated with the use of swap agreements are different from those associated with ordinary portfolio securities transactions, due in part to the fact they could be considered illiquid and many swaps trade on the OTC market. Swaps are particularly subject to counterparty credit, correlation, valuation, liquidity and leveraging risks. Certain standardized swaps are subject to mandatory central clearing. Central clearing is expected to reduce counterparty credit risk and increase liquidity, but central clearing does not make swap transactions risk-free.

FUTURES CONTRACTS RISK—Futures contracts are typically exchange-traded contracts that call for the future delivery of an asset at a certain price and date, or cash settlement of the terms of the contract. Risks of futures contracts may be caused by an imperfect correlation between movements in the price of the instruments and the price of the underlying securities. In addition, there is the risk that the Fund may not be able to enter into a closing transaction because of an illiquid market. Exchanges can limit the number of positions that can be held or controlled by the Fund or the Advisor, thus limiting the ability to implement the Fund's strategies. Futures markets are highly volatile and the use of futures may increase the volatility of the Fund's net asset value ("NAV"). Futures also are subject to leverage risks and to liquidity risk.

OPTIONS CONTRACTS RISK—Options or options on futures contracts give the holder of the option the right to buy (or to sell) a position in a security or in a contract to the writer of the option, at a certain price. They are subject to correlation risk because there may be an imperfect correlation between the options and the securities markets that cause a given transaction to fail to achieve its objectives. The successful use of options depends on the Advisor's ability to correctly predict future price fluctuations and the degree of correlation between the options and securities markets. Exchanges can limit the number of positions that can be held or controlled by the Fund or the Advisor, thus limiting the ability to implement the Fund's strategies. Options also are particularly subject to leverage risk and can be subject to liquidity risk.

EARLY CLOSING RISK—The Fund is subject to the risk that unanticipated early closings of securities exchanges and other financial markets may result in the Fund's inability to buy or sell securities or other financial instruments on that day and may cause the Fund to incur substantial trading losses.

EQUITY RISK—The Fund is subject to the risk that the value of the equity securities and equity-based derivatives in the Fund's portfolio will decline due to volatility in the equity market caused by general market and economic conditions, perceptions regarding particular industries represented in the equity market, or factors relating to specific companies to which the Fund has investment exposure.

HIGH YIELD AND UNRATED SECURITIES RISK—The Fund's exposure to higher yielding, below investment grade and unrated high risk debt securities (commonly known as "junk bonds") may present additional risk because these securities may be less liquid and present greater credit risk than investment grade bonds. The price of high yield securities tends to be subject to greater volatility due to issuer-specific operating results and outlook and to real or perceived adverse economic and competitive industry conditions. This exposure may be obtained through investments in other investment companies.

INTEREST RATE RISK—The market value of fixed income investments and related financial instruments will change in response to interest rate changes. During periods of falling interest rates, the values of fixed income securities generally rise. Conversely, during periods of rising interest rates, the values of such securities generally decline. Securities with greater interest rate sensitivity and longer maturities generally are subject to greater fluctuations in value. The Fund may invest in variable and floating rate securities. Although these instruments are generally less sensitive to interest rate changes than fixed rate instruments, the value of floating rate and variable securities may decline if their interest rates do not rise as quickly, or as much, as general interest rates. Changes in government or central bank policy, including changes in tax policy or changes in a central bank's implementation of specific policy goals, may have a substantial impact on interest rates, and could have an adverse effect on prices for fixed income securities and on the performance of the Fund. In particular, interest rates in the U.S. are at or near historically low levels and as a result, fixed income securities markets may experience heightened levels of interest rate risk. Any unexpected or sudden reversal of the fiscal policy underlying current interest rate levels could adversely affect the value of the Fund. There can be no guarantee that any particular government or central bank policy will be continued, discontinued or changed, nor that any such policy will have the desired effect on interest rates.

INVESTMENT IN INVESTMENT VEHICLES RISK—Investing in other investment vehicles, including ETFs, closed-end funds, affiliated short-term fixed income funds and other mutual funds, subjects the Fund to those risks affecting the investment vehicle, including the possibility that the value of the underlying securities held by the investment vehicle could decrease or the portfolio becomes illiquid. Moreover, the Fund and its shareholders will incur its pro rata share of the underlying vehicles' expenses, which will reduce the Fund's performance. In addition, investments in an ETF are subject to, among other risks, the risk that the ETF's shares may trade at a discount or premium relative to the NAV of the shares and the listing exchange may halt trading of the ETF's shares.

INVESTMENT IN LOANS RISK—Investing in loans involves special types of risks, including credit risk, interest rate risk, counterparty risk and prepayment risk. Loans may offer a fixed or floating interest rate. Loans are often generally below investment grade and may be unrated. Loans may be difficult to value and some can be subject to liquidity risk.

LIQUIDITY AND VALUATION RISK—In certain circumstances, it may be difficult for the Fund to purchase and sell a particular investment within a reasonable time at a fair price, or the price at which it has been valued by the Advisor for purposes of the Fund's NAV, causing the Fund to be less liquid. While the Fund intends to invest in liquid securities and financial instruments, under certain market conditions, such as when trading in a particular investment has been halted temporarily by an exchange because the maximum price change of that investment has been realized, it may be difficult or impossible for the Fund to liquidate such investments. In addition, the ability of the Fund to assign an accurate daily value to certain investments may be difficult, and the Advisor may be required to fair value the investments.

MARKET RISK—The market value of the securities and derivatives held by the Fund may fluctuate over time in response to factors affecting individual companies or other factors such as changing economic, political or financial markets.

MID-CAPITALIZATION SECURITIES RISK—The Fund is subject to the risk that medium-capitalization stocks may outperform other segments of the equity market or the equity market as a whole. Securities of medium-capitalization companies may experience more price volatility, greater spreads between their bid and ask prices, lower trading volumes, and cyclical or static growth prospects. Medium-capitalization companies often have limited product lines, markets or financial resources, and may therefore be more vulnerable to adverse developments than larger capitalization companies.

NON-DIVERSIFICATION RISK—The Fund is considered non-diversified and can invest a greater portion of its assets in securities of individual issuers than a diversified fund. As a result, changes in the market value of a single issuer's securities could cause greater fluctuations in the value of Fund shares than would occur in a diversified fund. The Fund may become diversified for periods of time solely as a result of changes in the composition of the underlying index (*e.g.*, changes in the relative market capitalization or weights of one or more index component stocks).

OTC TRADING RISK—Certain of the derivatives in which the Fund may invest may be traded (and privately negotiated) in the OTC market. While the OTC derivatives market is the primary trading venue for many derivatives, it is largely unregulated and provides for less transparency than a national securities or commodities exchange. As a result and similar to other privately negotiated contracts, the Fund is subject to counterparty credit risk with respect to such derivatives contracts.

PASSIVE INVESTMENT RISK—The Fund is not actively managed and the Advisor does not attempt to take defensive positions in rising markets. Therefore, the Fund may be subject to greater losses in a rising market than a fund that is actively managed.

PORTFOLIO TURNOVER RISK—Periodic rebalancing of the Fund's holdings pursuant to its daily investment objective may lead to a greater number of portfolio transactions in the Fund than experienced by other mutual funds. Such frequent and active trading may lead to significantly higher transaction costs because of increased broker commissions associated with such transactions.

PREPAYMENT AND EXTENSION RISK—Prepayment risk is the risk that the principal on mortgage-backed securities, other asset-backed securities or any debt security with an embedded call option may be prepaid at any time, which could reduce the security's yield and market value. In the case of prepayment risk, if the investment is converted, prepaid or redeemed before maturity, the portfolio manager may not be able to invest the proceeds in other investments providing as high a level of income, resulting in a reduced yield to the Fund. The rate of prepayments tends to increase as interest rates fall, which could cause the average maturity of the portfolio to shorten. Conversely, extension risk is the risk that an unexpected rise in interest rates will extend the life of a mortgage- or asset-backed security beyond the prepayment time. If the Fund's investments are locked in at a lower interest rate for a longer period of time, the portfolio manager may be unable to capitalize on securities with higher interest rates or wider spreads.

REAL ESTATE INVESTMENT TRUST ("REIT") RISK—REITs are securities that invest substantially all of their assets in real estate, trade like stocks and may qualify for special tax considerations. Investments in REITs subject the Fund to risks associated with the direct ownership of real estate. Market conditions or events affecting the overall real estate and REIT markets, such as declining property values or rising interest rates, could have a negative impact on the real estate market and the value of REITs in general. REITs may be affected by changes in the value of the underlying property owned by the trusts, economic downturns which may have a material effect on the real estate in which the REITs invest and their underlying portfolio securities. Further, REITs are dependent upon specialized management skills and may have their investments in relatively few properties, or in a small geographic area or a single property type. Failure of a company to qualify as a REIT under federal tax law may have adverse consequences to the Fund. In addition, REITs have their own expenses, and the Fund will bear a proportionate share of those expenses.

REGULATORY AND LEGAL RISK—U.S. and non-U.S. governmental agencies and other regulators regularly implement additional regulations and legislators pass new laws that affect the investments held by the Fund, the strategies used by the Fund or the level of regulation or taxation applying to the Fund (such as regulations related to investments in derivatives and other transactions). These regulations and laws impact the investment strategies, performance, costs and operations of the Fund or taxation of shareholders.

REPURCHASE AGREEMENT RISK—The Fund's investment in repurchase agreements may be subject to market and credit risk with respect to the collateral securing the repurchase agreements. Investments in repurchase agreements also may be subject to the risk that the market value of the underlying obligations may decline prior to the expiration of the repurchase agreement term.

SECTOR RISK—The Fund is subject to the Sector Risks described below.

Consumer Discretionary Sector Risk. The Fund's investments are exposed to issuers conducting business in the Consumer Discretionary Sector. The manufacturing segment of the Consumer Discretionary Sector includes automotive, household durable goods, leisure equipment and textiles and apparel. The services segment includes hotels, restaurants and other leisure facilities, media production and services, and consumer retailing and services. The Fund is subject to the risk that the securities of such issuers will underperform the market as a whole due to legislative or regulatory changes, adverse market conditions and/or increased competition affecting the Consumer Discretionary Sector. The performance of companies operating in the Consumer Discretionary Sector has historically been closely tied to the performance of the overall economy, and also is affected by economic growth, consumer confidence, attitudes and spending. Changes in demographics and consumer tastes also can affect the demand for, and success of, consumer products and services in the marketplace. Moreover, the Consumer Discretionary Sector encompasses those businesses that tend to be the most sensitive to economic cycles.

Financials Sector Risk. The Fund's investments are exposed to issuers conducting business in the Financials Sector. The Financials Sector includes companies involved in banking, thrifts and mortgage finance, specialized finance, consumer finance, asset management and custody banks, investment banking and brokerage, and insurance. It also includes the Financial Exchanges & Data and Mortgage Real Estate Investment Trusts (REITs) sub-industries. Certain Financials Sector issuers serve as counterparties with which the Fund may enter into derivatives agreements or other similar contractual arrangements. The Fund is subject to the risk that the securities of such issuers will underperform the market as a whole due to legislative or regulatory changes, adverse market conditions and/or increased competition affecting the Financials Sector, which may adversely affect a company's ability to fulfill its obligations as a financial counterparty. Companies operating in the Financials Sector are subject to extensive government regulation, which may limit the financial commitments they can make and the interest rates and fees they can charge. Profitability is largely dependent on the availability and cost of capital funds, and may fluctuate significantly when interest rates change or due to increased competition.

Health Care Sector Risk. The Fund's investments are exposed to issuers conducting business in the Health Care Sector. The Health Care Sector includes health care providers and services, companies that manufacture and distribute health care equipment and supplies, and health care technology companies. It also includes companies involved in the research, development, production and marketing of pharmaceuticals and biotechnology products. The Fund is subject to the risk that the securities of such issuers will underperform the market as a whole due to legislative or regulatory changes, adverse market conditions and/or increased competition affecting the Health Care Sector. The prices of the securities of companies operating in the Health Care Sector are closely tied to government regulation and approval of their products and services, which can have a significant effect on the price and availability of those products and services.

Industrials Sector Risk. The Fund's investments are exposed to issuers conducting business in the Industrials Sector. The Industrials Sector includes manufacturers and distributors of capital goods such as aerospace and defense, building projects, electrical equipment and machinery, and companies that offer construction and engineering services. It also includes providers of commercial and professional services including printing, environmental and facilities services, office services and supplies, security and alarm services, human resource and employment services, and research and consulting services. It also includes companies that provide transportation services. The Fund is subject to the risk that the securities of such issuers will underperform the market as a whole due to legislative or regulatory changes, adverse market conditions and/or increased competition affecting the Industrials Sector. The prices of the securities of companies operating in the Industrials Sector may fluctuate due to the level and volatility of commodity prices, the exchange value of the dollar, import controls, worldwide competition, liability for environmental damage, depletion of resources, and mandated expenditures for safety and pollution control devices.

Information Technology Sector Risk. The Fund's investments are exposed to issuers conducting business in the Information Technology Sector. The Information Technology Sector includes companies that offer software and information technology services, manufacturers and distributors of technology hardware and equipment such as communications equipment, cellular phones, computers and peripherals, electronic equipment and related instruments and semiconductors. The Fund is subject to the risk that the securities of such issuers will underperform the market as a whole due to legislative or regulatory changes, adverse market conditions and/or increased competition affecting the Information Technology Sector. The prices of the securities of companies operating in the Information Technology Sector are closely tied to market competition, increased sensitivity to short product cycles and aggressive pricing, and problems with bringing products to market.

Real Estate Sector Risk. The Fund's investments are exposed to issuers conducting business in the Real Estate Sector. The Real Estate Sector contains companies operating in real estate development and operations. It also includes companies offering real estate-related services and REITs. The Fund is subject to the risk that the securities of such issuers will underperform the market as a whole due to legislative or regulatory changes, adverse market conditions and/or increased competition affecting the Real Estate Sector. The performance of companies operating in the Real Estate Sector has historically been cyclical and particularly sensitive to the overall economy and market changes, including declines in the value of real estate or, conversely, saturation of the real estate market, economic downturns and defaults by borrowers or tenants during such periods, increases in competition, limited availability of mortgage funds or other limits to accessing the credit or capital markets, and changes in interest rates.

SHAREHOLDER TRADING RISK—The Fund may be used as a tool for certain investors that employ trading strategies involving frequent trading. Such trading strategies may lead to increased portfolio turnover in the Fund and higher transaction costs. Large movements of assets into and out of the Fund due to active or frequent trading also may adversely affect the Fund's ability to achieve its investment objective.

SHORT SALES AND SHORT EXPOSURE RISK—Short selling a security involves selling a borrowed security with the expectation that the value of that security will decline, so that the security may be purchased at a lower price when returning the borrowed security. A short exposure through a derivative exposes the Fund to counterparty credit risk and leverage risk. The risk for loss on a short sale or other short exposure is greater than a direct investment in the security itself because the price of the borrowed security may rise, thereby increasing the price at which the security must be purchased. The risk of loss through a short sale or other short exposure may in some cases be theoretically unlimited. Government actions also may affect the Fund's ability to engage in short selling.

TEMPORARY DEFENSIVE INVESTMENT RISK—The Advisor generally does not attempt to take defensive positions in the Fund in declining markets. Therefore, the Fund may be subject to greater losses in a declining market than a fund that does take defensive positions in declining markets.

TRACKING ERROR RISK—The Advisor may not be able to cause the Fund's performance to match that of the Fund's benchmark, either on a daily or aggregate basis. Factors such as Fund expenses, imperfect correlation between the Fund's investments and those of the underlying index, rounding of share prices, changes to the composition of the underlying index, regulatory policies, and high portfolio turnover rate, all contribute to tracking error. Tracking error may cause the Fund's performance to be less than you expect.

TRADING HALT RISK—The Fund typically will hold futures contracts and short-term options. The major exchanges on which these contracts are traded, such as the Chicago Mercantile Exchange, have established limits on how much the trading price of a futures contract or option may decline over various time periods within a day, and may halt trading in a contract that exceeds such limits. If a trading halt occurs, the Fund may temporarily be unable to purchase or sell certain securities, futures contracts or options. Such a trading halt near the time the Fund prices its shares may limit the Fund's ability to fully invest its assets, which could increase tracking error and adversely affect performance, and may prevent the Fund from achieving its investment objective.

U.S. GOVERNMENT SECURITIES RISK—U.S. government securities may or may not be backed by the full faith and credit of the U.S. government. The value of U.S. government securities will fluctuate and such securities are subject to the risks associated with fixed-income and debt securities, particularly interest rate and credit risk.

PERFORMANCE INFORMATION

The following bar chart shows the performance of the shares of the Fund from year to year. The variability of performance over time provides an indication of the risks of investing in the Fund. The following table shows the performance of the shares of the Fund as an average over different periods of time in comparison to the performance of a broad-based market index. The figures in the bar chart and table assume the reinvestment of dividends and capital gains distributions. The performance information below does not reflect fees and expenses of any variable contract that may use the Fund as its underlying investment and would be lower if it did. Of course, this past performance (before taxes) does not necessarily indicate how the Fund will perform in the future.

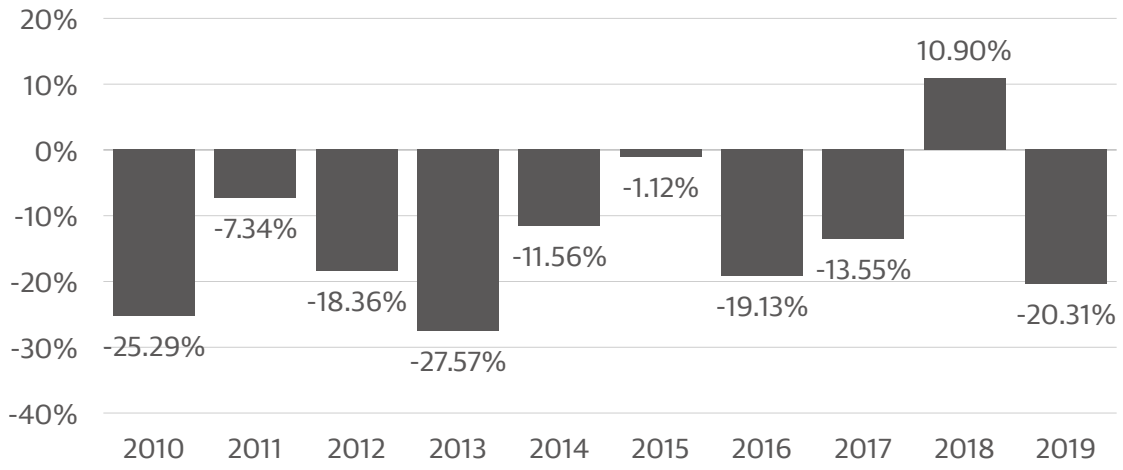

Highest Quarter Return		Lowest Quarter Return	
Q3 2011	19.27%	Q4 2011	-14.44%

AVERAGE ANNUAL TOTAL RETURN

(for periods ended December 31, 2019)

	Past 1 Year	Past 5 Years	Past 10 Years
Inverse Mid-Cap Strategy Fund	-20.31%	-9.38%	-14.00%
S&P MidCap 400® Index *(reflects no deduction for fees, expenses or taxes)*	26.20%	9.03%	12.72%

MANAGEMENT

INVESTMENT ADVISOR

Security Investors, LLC, which operates under the name Guggenheim Investments, serves as the investment adviser of the Fund.

PORTFOLIO MANAGERS

- **Michael P. Byrum**, CFA, Senior Vice President. Mr. Byrum has been associated with the Advisor since 1993.
- **Ryan A. Harder,** CFA, Portfolio Manager. Mr. Harder has been associated with the Advisor since 2004.

PURCHASE AND SALE OF FUND SHARES

Shares of the Fund are purchased by insurance companies for their separate accounts to fund variable life insurance and variable annuity contracts. All orders for the purchase of shares are subject to acceptance or rejection by the Trust. All redemption requests will be processed and payment with respect thereto will be made within seven days after tender.

TAX INFORMATION

The tax consequences of your investment in the Fund depend on the provisions of the annuity or life insurance program through which you invest. For more information on taxes, please refer to the accompanying prospectus of the annuity or life insurance program through which Fund shares are offered.

IMPORTANT INFORMATION ABOUT THE FUND

The Inverse NASDAQ-100® Strategy Fund (the "Fund") is very different from most other mutual funds in that it seeks to provide investment results that match the inverse of the performance of a specific underlying index on a **daily basis**, a result opposite of most mutual funds. As a result, the Fund may be riskier than alternatives that do not rely on the use of derivatives to achieve their investment objectives.

Because the Fund seeks daily inverse investment results, the return of the Fund for a period of longer than a single trading day will be the result of each day's compounded returns over the period, which will very likely differ from the inverse return of the Fund's underlying index (as defined below) for that period. As a consequence, especially in periods of market volatility, the path or trend of the benchmark during the longer period may be at least as important to the Fund's return for the longer period as the cumulative return of the benchmark for the relevant longer period. Further, the return for investors who invest for a period longer than a single trading day will not be the product of the return of the Fund's stated investment goal (*i.e.*, -1x) and the cumulative performance of the benchmark.

The Fund is not suitable for all investors. The Fund should be utilized only by investors who (a) understand the consequences of seeking daily inverse investment results, (b) understand the risks of shorting and (c) intend to actively monitor and manage their investments. Investors who do not meet these criteria should not buy shares of the Fund. An investment in the Fund is not a complete investment program.

INVESTMENT OBJECTIVE

The Fund seeks to provide investment results that match, before fees and expenses, the performance of a specific benchmark on a daily basis. The Fund's current benchmark is the inverse (opposite) of the performance of the NASDAQ-100 Index® (the "underlying index"). The Fund does not seek to achieve its investment objective over a period of time greater than one day.

FEES AND EXPENSES OF THE FUND

This table describes the fees and expenses that you may pay if you buy and hold shares of the Fund. Owners of variable annuity and insurance contracts that invest in the Fund also should refer to the variable insurance contract prospectus for a description of fees and expenses that may be deducted at the separate account level or contract level for any charges that may be incurred under a contract. If the information below were to reflect the deduction of insurance charges, fees and expenses would be higher.

SHAREHOLDER FEES *(fees paid directly from your investment)*	N/A
ANNUAL FUND OPERATING EXPENSES *(expenses that you pay each year as a percentage of the value of your investment)*	
Management Fees	0.90%
Other Expenses*	1.02%
Acquired Fund Fees and Expenses	0.11%
Total Annual Fund Operating Expenses**	2.03%
Fee Waiver***	-0.08%
Total Annual Fund Operating Expenses After Fee Waiver**	1.95%

* "Other Expenses" does not include fees paid to the Fund's swap contract counterparties, or the management fees, performance fees, and expenses of the reference assets or trading vehicles underlying such swap contracts. These fees and expenses, which are not reflected in this Annual Fund Operating Expenses table, are embedded in the returns of the swap contracts (*i.e.*, the fees and expenses reduce the investment returns of the swap contracts) and represent an indirect cost of investing in the Fund.

** The Total Annual Fund Operating Expenses and Total Annual Fund Operating Expenses After Fee Waiver in this fee table may not correlate to the expense ratios in the Fund's financial highlights and financial statements because the financial highlights and financial statements reflect only the operating expenses of the Fund and do

not include Acquired Fund Fees and Expenses, which are fees and expenses incurred indirectly by the Fund through its investments in certain underlying investment companies.

*** The Advisor has contractually agreed through May 1, 2021, to waive the amount of the Fund's management fee to the extent necessary to offset the proportionate share of any management fee paid by the Fund with respect to any Fund investment in an underlying fund for which the Advisor or any of its affiliates also serves as investment manager. The agreement may be terminated by the Advisor at the conclusion of any one-year term or by the Fund's Board of Trustees at any time, and when the Advisor ceases to serve as such.

EXAMPLE

This Example is intended to help you compare the cost of investing in the Fund with the cost of investing in other mutual funds. The Example does not reflect the fees and expenses which are, or may be, imposed under your variable insurance contract. If the Example were to reflect the deduction of such charges, the costs shown would be greater. The Example assumes that you invest $10,000 in the Fund for the time periods indicated and then redeem all of your shares at the end of those periods. The Example also assumes that your investment has a 5% return each year and that the Fund's operating expenses remain the same. Although your actual costs may be higher or lower, based on these assumptions your costs would be:

1 Year	3 Years	5 Years	10 Years
$198	$629	$1,086	$2,352

PORTFOLIO TURNOVER

The Fund pays transaction costs, such as commissions, when it buys and sells securities (or "turns over" its portfolio). A higher portfolio turnover rate may indicate higher transaction costs. These costs, which are not reflected in the Total Annual Fund Operating Expenses or the Example, affect the Fund's performance. During the most recent fiscal year, the Fund's portfolio turnover rate was 418% of the average value of its portfolio. The Fund's portfolio turnover rate is calculated without regard to cash instruments and most derivatives. If such instruments were included, the Fund's portfolio turnover rate might be significantly higher.

PRINCIPAL INVESTMENT STRATEGIES

Unlike a traditional index fund, the Fund's investment objective is to perform opposite the underlying index, and the Fund generally will not own the securities included in the underlying index. Instead, the Fund employs as its investment strategy a program of engaging in short sales of securities included in the underlying index and investing to a significant extent in derivative instruments, which primarily consist of equity index swaps and swaps on exchange-traded funds ("ETFs"), futures contracts, and options on securities, futures contracts, and stock indices. The Advisor expects to rebalance the Fund's positions daily to maintain exposure that is opposite to that of the underlying index. While the Fund may write (sell) and purchase swaps, it expects primarily to write swaps. The Fund's investment in derivatives serves as a substitute for directly selling short each of the securities included in the underlying index and produces inverse exposure to the underlying index. Certain of the Fund's derivatives investments may be traded in the over-the-counter ("OTC") market. The Fund also may invest in American Depositary Receipts ("ADRs") to gain inverse exposure to international companies included in the underlying index. Under normal circumstances, the Fund will invest at least 80% of its net assets, plus any borrowings for investment purposes, in financial instruments with economic characteristics that should perform opposite to the securities of companies included in the underlying index.

Investments in derivative instruments, such as futures, options and swap agreements, have the economic effect of creating financial leverage in the Fund's portfolio because such investments may give rise to losses that exceed the amount the Fund has invested in those instruments. Financial leverage will magnify, sometimes significantly, the Fund's exposure to any increase or decrease in prices associated with a particular reference asset resulting in increased volatility in the value of the Fund's portfolio. The value of the Fund's portfolio is likely to experience greater volatility over short-term periods. While such financial leverage has the potential to produce greater gains, it also may result in greater losses, which in some cases may cause the Fund to liquidate other portfolio investments at a loss to comply with limits on leverage and asset segregation requirements imposed by the Investment Company Act of 1940 or to meet redemption requests.

The NASDAQ-100 Index® is a modified capitalization-weighted index composed of 100 of the largest non-financial companies listed on The Nasdaq Stock Market with capitalizations ranging from $5.2 billion to $1,200.3 billion as of March 31, 2020. To the extent the Fund's underlying index is concentrated in a particular industry the Fund will

necessarily be concentrated in that industry. While the Fund's sector exposure may vary over time, as of March 31, 2020, the Fund has significant exposure to the Communication Services Sector, Consumer Discretionary Sector, and Information Technology Sector, as each sector is defined by the Global Industry Classification Standard, a widely recognized industry classification methodology developed by MSCI, Inc. and Standard & Poor's Financial Services LLC.

On a day-to-day basis, the Fund may hold U.S. government securities or cash equivalents. The Fund also may enter into repurchase agreements with counterparties that are deemed to present acceptable credit risks. In an effort to ensure that the Fund is fully invested on a day-to-day basis, the Fund may conduct any necessary trading activity at or just prior to the close of the U.S. financial markets. The Fund is non-diversified and, therefore, may invest a greater percentage of its assets in a particular issuer in comparison to a diversified fund.

The Fund may invest a portion of its assets, and at times, a substantial portion of its assets, in other short-term fixed-income investment companies advised by the Advisor, or an affiliate of the Advisor, for various purposes, including for liquidity management purposes (*e.g.*, to increase yield on liquid investments used to collateralize derivatives positions) or when such investment companies present a more cost-effective investment option than direct investments in the underlying securities. Investments in these investment companies will significantly increase the portfolio's exposure to certain other asset categories, including: (i) a broad range of high yield, high risk debt securities rated below the top four long-term rating categories by a nationally recognized statistical rating organization or, if unrated, determined by the Advisor to be of comparable quality (also known as "junk bonds"); (ii) securities issued by the U.S. government or its agencies and instrumentalities; (iii) collateralized loan obligations ("CLOs"), other asset-backed securities (including mortgage-backed securities) and similarly structured debt investments; and (iv) other short-term fixed income securities. Such investments will expose the Fund to the risks of these asset categories and increases or decreases in the value of these investments may cause the Fund to deviate from its investment objective.

PRINCIPAL RISKS

As with all mutual funds, a shareholder is subject to the risk that his or her investment could lose money. In addition to this risk, the Fund is subject to the principal risks described below.

ASSET-BACKED AND MORTGAGE-BACKED SECURITIES RISK—Through its investments in other investment companies, the Fund may have exposure to asset-backed securities, including mortgage-backed securities and structured finance investments. Investors in these securities generally receive payments that are part interest and part return of principal. These payments may vary based on the rate at which the underlying borrowers pay off their loans. Some asset-backed securities, including mortgage-backed securities, may have structures that make their reaction to interest rates and other factors difficult to predict, making their prices very volatile and they are subject to liquidity risk. The terms of many structured finance investments and other instruments are tied to the London Interbank Offered Rate ("LIBOR"), which functions as a reference rate or benchmark. It is anticipated that LIBOR will be discontinued at the end of 2021, which may cause increased volatility and illiquidity in the markets for instruments with terms tied to LIBOR or other adverse consequences for these instruments. These events may adversely affect the Fund and its investments in such instruments.

CLO RISK—Through its investments in other investment companies, the Fund may have exposure to CLOs. A CLO is a trust typically collateralized by a pool of loans, which may include, among others, domestic and foreign senior secured loans, senior unsecured loans, and subordinate corporate loans, including loans that may be rated below investment grade or equivalent unrated loans. The cash flows from the trust are split into two or more portions, called tranches, varying in risk and yield. CLO tranches can experience substantial losses due to actual defaults, increased sensitivity to defaults due to collateral default and disappearance of protecting tranches, market anticipation of defaults, as well as aversion to CLO securities as a class. The risks of an investment in a CLO depend largely on the type of the collateral securities and the class of the CLO in which the Fund invests.

COMPOUNDING RISK—In addition to the correlation risks described under "Correlation Risk," the Fund's returns are subject to the effects of compounding, which generally will cause the Fund's performance to not correlate to the performance of the benchmark over periods greater than a single day, before accounting for fees and fund expenses. Compounded returns are the result of reinvesting daily returns over periods greater than a single day. The Fund's compounded returns for periods greater than a single day will be different than the performance of the benchmark over the same period. The effects of compounding on the performance of the Fund will be more pronounced when the underlying index experiences increased volatility and over longer holding periods.

Fund performance for periods greater than one day can be estimated given any set of assumptions for the following factors: (a) underlying index performance; (b) underlying index volatility; (c) financing rates associated with leverage; (d) other Fund expenses; (e) dividends or interest paid by companies in the underlying index; and (f) period of time. The table below illustrates the impact of two principal factors – volatility and index performance – on Fund performance. The table shows estimated Fund returns for a number of combinations of performance and volatility over a one-year period. Performance shown in the table assumes: (a) no dividends paid by the companies included in the underlying index; (b) no Fund expenses; and (c) a cost of leverage of zero percent. If Fund expenses, including the cost of leverage, were included, the Fund's performance would be lower than shown.

Areas shaded lighter represent those scenarios where the Fund can be expected to return more than the inverse performance of the underlying index; conversely, areas shaded darker represent those scenarios where the Fund can be expected to return the same or less than the inverse performance of the underlying index.

Index Performance		**Annualized Volatility**				
1x	**-1x**	**10%**	**25%**	**50%**	**75%**	**100%**
-60%	**60%**	148%	132%	96%	42%	-6%
-50%	**50%**	98%	87%	57%	14%	-28%
-40%	**40%**	65%	56%	30%	-5%	-38%
-30%	**30%**	42%	34%	13%	-18%	-47%
-20%	**20%**	24%	18%	-3%	-28%	-54%
-10%	**10%**	10%	4%	-13%	-36%	-59%
0%	**0%**	-1%	-6%	-22%	-43%	-64%
10%	**-10%**	-10%	-15%	-29%	-48%	-67%
20%	**-20%**	-17%	-22%	-35%	-53%	-69%
30%	**-30%**	-24%	-28%	-40%	-56%	-71%
40%	**-40%**	-29%	-33%	-44%	-60%	-73%
50%	**-50%**	-34%	-37%	-48%	-62%	-76%
60%	**-60%**	-38%	-41%	-51%	-65%	-78%

The underlying index's annualized historical volatility rate for the five-year period ended March 31, 2020 is 15.58%. The underlying index's highest one-year volatility rate during the five-year period is 18.73%. The underlying index's annualized performance for the five-year period ended March 31, 2020 is 13.81%.

Historical underlying index volatility and performance are not indications of what the underlying index volatility and performance will be in the future. The table is intended to isolate the effects of the underlying index volatility and index performance on the return of the Fund, and underscore that the Fund is designed as a short-term trading vehicle for investors who intend to actively monitor and manage their portfolios.

CORRELATION RISK—A number of factors may affect the Fund's ability to achieve a high degree of correlation with its benchmark, including instances in which the Fund does not hold or have exposure to each component security of the underlying index and the effect of compounding on the Fund's returns, and there can be no guarantee that the Fund will achieve a high degree of correlation. Failure to achieve a high degree of correlation may prevent the Fund from achieving its investment objective. The Fund does not attempt to, and should not be expected to, provide returns which are the inverse of the returns of the underlying index for periods other than a single day. The risk of the Fund not achieving its daily investment objective will be more acute when the underlying index has an extreme one-day movement approaching 50%. **In addition, as a result of compounding, the Fund's performance for periods greater than a single day is likely to be either greater than or less than the performance of the inverse of the underlying index, before accounting for Fund fees and expenses.**

COUNTERPARTY CREDIT RISK—The Fund may invest in financial instruments involving counterparties that attempt to gain exposure to a particular group of securities, index or asset class without actually purchasing those securities or investments, or to hedge a position. The Fund's use of such financial instruments, including swap agreements, involves risks that are different from those associated with ordinary portfolio securities transactions. For example, the Fund is exposed to the risk that the counterparty may be unwilling or unable to make timely payments to meet

its contractual obligations or may fail to return holdings that are subject to the agreement with the counterparty. If the counterparty becomes bankrupt or defaults on its payment obligations to the Fund, the Fund may not receive the full amount that it is entitled to receive. If this occurs, the value of your shares in the Fund will decrease.

CREDIT RISK—The Fund could lose money if the debt securities or other instruments in which it invests decline in price, or the issuer or guarantor of such instrument fails to pay interest or principal when due because the issuer or guarantor of the instrument experiences an actual or perceived decline in its financial status. Generally, credit risk is increased when a portfolio security is downgraded or the perceived creditworthiness of the issuer or guarantor deteriorates, though the effect of any credit rating downgrade can be uncertain. To the extent the Fund invests in below investment grade instruments, it will be exposed to a greater amount of credit risk than a fund which only invests in investment grade securities. In addition, to the extent the Fund uses credit derivatives, such use will expose it to additional risk in the event that the bonds underlying the derivatives default. The degree of credit risk depends on the issuer's or guarantor's financial condition and on the terms of the instruments.

DEPOSITARY RECEIPT RISK—The Fund may hold the securities of non-U.S. companies in the form of ADRs. The underlying securities of the ADRs in the Fund's portfolio are subject to fluctuations in foreign currency exchange rates that may affect the value of the Fund's portfolio. In addition, the value of the securities underlying the ADRs may change materially when the U.S. markets are not open for trading. Investments in the underlying foreign securities also involve political and economic risks distinct from those associated with investing in the securities of U.S. issuers.

DERIVATIVES RISK—The Fund's investments in derivatives may pose risks in addition to and greater than those associated with investing directly in securities or other investments, including risks relating to leverage, imperfect correlations with underlying investments or the Fund's other portfolio holdings, high price volatility, lack of availability, counterparty credit, liquidity, valuation and legal restrictions. Their use is a highly specialized activity that involves investment techniques and risks different from those associated with ordinary portfolio securities transactions. If the Advisor is incorrect about its expectations of market conditions, the use of derivatives could also result in a loss, which in some cases may be unlimited. Certain risks are specific to the derivatives in which the Fund invests.

SWAP AGREEMENTS RISK—Swap agreements are contracts among the Fund and a counterparty to exchange the return of the pre-determined underlying investment (such as the rate of return of the underlying index). Swap agreements may be negotiated bilaterally and traded OTC between two parties or, in some instances, must be transacted through a futures commission merchant and cleared through a clearinghouse that serves as a central counterparty. Risks associated with the use of swap agreements are different from those associated with ordinary portfolio securities transactions, due in part to the fact they could be considered illiquid and many swaps trade on the OTC market. Swaps are particularly subject to counterparty credit, correlation, valuation, liquidity and leveraging risks. Certain standardized swaps are subject to mandatory central clearing. Central clearing is expected to reduce counterparty credit risk and increase liquidity, but central clearing does not make swap transactions risk-free.

FUTURES CONTRACTS RISK—Futures contracts are typically exchange-traded contracts that call for the future delivery of an asset at a certain price and date, or cash settlement of the terms of the contract. Risks of futures contracts may be caused by an imperfect correlation between movements in the price of the instruments and the price of the underlying securities. In addition, there is the risk that the Fund may not be able to enter into a closing transaction because of an illiquid market. Exchanges can limit the number of positions that can be held or controlled by the Fund or the Advisor, thus limiting the ability to implement the Fund's strategies. Futures markets are highly volatile and the use of futures may increase the volatility of the Fund's net asset value ("NAV"). Futures also are subject to leverage risks and to liquidity risk.

OPTIONS CONTRACTS RISK—Options or options on futures contracts give the holder of the option the right to buy (or to sell) a position in a security or in a contract to the writer of the option, at a certain price. They are subject to correlation risk because there may be an imperfect correlation between the options and the securities markets that cause a given transaction to fail to achieve its objectives. The successful use of options depends on the Advisor's ability to correctly predict future price fluctuations and the degree of correlation between the options and securities markets. Exchanges can limit the number of positions that can be held or controlled by the Fund or the Advisor, thus limiting the ability to implement the Fund's strategies. Options also are particularly subject to leverage risk and can be subject to liquidity risk.

EARLY CLOSING RISK—The Fund is subject to the risk that unanticipated early closings of securities exchanges and other financial markets may result in the Fund's inability to buy or sell securities or other financial instruments on that day and may cause the Fund to incur substantial trading losses.

EQUITY RISK—The Fund is subject to the risk that the value of the equity securities and equity-based derivatives in the Fund's portfolio will decline due to volatility in the equity market caused by general market and economic conditions, perceptions regarding particular industries represented in the equity market, or factors relating to specific companies to which the Fund has investment exposure.

FOREIGN ISSUER EXPOSURE RISK—The Fund may invest in securities of foreign companies directly, or in financial instruments that are indirectly linked to the performance of foreign issuers, such as ADRs. The Fund's exposure to foreign issuers and investments in foreign securities, if any, are subject to additional risks in comparison to U.S. securities and U.S. issuers, including currency fluctuations, adverse political and economic developments, unreliable or untimely information, less liquidity, limited legal recourse and higher transactional costs.

HIGH YIELD AND UNRATED SECURITIES RISK—The Fund's exposure to higher yielding, below investment grade and unrated high risk debt securities (commonly known as "junk bonds") may present additional risk because these securities may be less liquid and present greater credit risk than investment grade bonds. The price of high yield securities tends to be subject to greater volatility due to issuer-specific operating results and outlook and to real or perceived adverse economic and competitive industry conditions. This exposure may be obtained through investments in other investment companies.

INTEREST RATE RISK—The market value of fixed income investments and related financial instruments will change in response to interest rate changes. During periods of falling interest rates, the values of fixed income securities generally rise. Conversely, during periods of rising interest rates, the values of such securities generally decline. Securities with greater interest rate sensitivity and longer maturities generally are subject to greater fluctuations in value. The Fund may invest in variable and floating rate securities. Although these instruments are generally less sensitive to interest rate changes than fixed rate instruments, the value of floating rate and variable securities may decline if their interest rates do not rise as quickly, or as much, as general interest rates. Changes in government or central bank policy, including changes in tax policy or changes in a central bank's implementation of specific policy goals, may have a substantial impact on interest rates, and could have an adverse effect on prices for fixed income securities and on the performance of the Fund. In particular, interest rates in the U.S. are at or near historically low levels and as a result, fixed income securities markets may experience heightened levels of interest rate risk. Any unexpected or sudden reversal of the fiscal policy underlying current interest rate levels could adversely affect the value of the Fund. There can be no guarantee that any particular government or central bank policy will be continued, discontinued or changed, nor that any such policy will have the desired effect on interest rates.

INVESTMENT IN INVESTMENT VEHICLES RISK—Investing in other investment vehicles, including ETFs, closed-end funds, affiliated short-term fixed income funds and other mutual funds, subjects the Fund to those risks affecting the investment vehicle, including the possibility that the value of the underlying securities held by the investment vehicle could decrease or the portfolio becomes illiquid. Moreover, the Fund and its shareholders will incur its pro rata share of the underlying vehicles' expenses, which will reduce the Fund's performance. In addition, investments in an ETF are subject to, among other risks, the risk that the ETF's shares may trade at a discount or premium relative to the NAV of the shares and the listing exchange may halt trading of the ETF's shares.

INVESTMENT IN LOANS RISK—Investing in loans involves special types of risks, including credit risk, interest rate risk, counterparty risk and prepayment risk. Loans may offer a fixed or floating interest rate. Loans are often generally below investment grade and may be unrated. Loans may be difficult to value and some can be subject to liquidity risk.

LARGE-CAPITALIZATION SECURITIES RISK—The Fund is subject to the risk that large-capitalization stocks may outperform other segments of the equity market or the equity market as a whole. Larger, more established companies may be unable to respond quickly to new competitive challenges such as changes in technology and may not be able to attain the high growth rate of smaller companies, especially during extended periods of economic expansion.

LIQUIDITY AND VALUATION RISK—In certain circumstances, it may be difficult for the Fund to purchase and sell a particular investment within a reasonable time at a fair price, or the price at which it has been valued by the Advisor

for purposes of the Fund's NAV, causing the Fund to be less liquid. While the Fund intends to invest in liquid securities and financial instruments, under certain market conditions, such as when trading in a particular investment has been halted temporarily by an exchange because the maximum price change of that investment has been realized, it may be difficult or impossible for the Fund to liquidate such investments. In addition, the ability of the Fund to assign an accurate daily value to certain investments may be difficult, and the Advisor may be required to fair value the investments.

MARKET RISK—The market value of the securities and derivatives held by the Fund may fluctuate over time in response to factors affecting individual companies or other factors such as changing economic, political or financial markets.

NON-DIVERSIFICATION RISK—The Fund is considered non-diversified and can invest a greater portion of its assets in securities of individual issuers than a diversified fund. As a result, changes in the market value of a single issuer's securities could cause greater fluctuations in the value of Fund shares than would occur in a diversified fund. The Fund may become diversified for periods of time solely as a result of changes in the composition of the underlying index (*e.g.*, changes in the relative market capitalization or weights of one or more index component stocks).

OTC TRADING RISK—Certain of the derivatives in which the Fund may invest may be traded (and privately negotiated) in the OTC market. While the OTC derivatives market is the primary trading venue for many derivatives, it is largely unregulated and provides for less transparency than a national securities or commodities exchange. As a result and similar to other privately negotiated contracts, the Fund is subject to counterparty credit risk with respect to such derivatives contracts.

PASSIVE INVESTMENT RISK—The Fund is not actively managed and the Advisor does not attempt to take defensive positions in rising markets. Therefore, the Fund may be subject to greater losses in a rising market than a fund that is actively managed.

PORTFOLIO TURNOVER RISK—Periodic rebalancing of the Fund's holdings pursuant to its daily investment objective may lead to a greater number of portfolio transactions in the Fund than experienced by other mutual funds. Such frequent and active trading may lead to significantly higher transaction costs because of increased broker commissions associated with such transactions.

PREPAYMENT AND EXTENSION RISK—Prepayment risk is the risk that the principal on mortgage-backed securities, other asset-backed securities or any debt security with an embedded call option may be prepaid at any time, which could reduce the security's yield and market value. In the case of prepayment risk, if the investment is converted, prepaid or redeemed before maturity, the portfolio manager may not be able to invest the proceeds in other investments providing as high a level of income, resulting in a reduced yield to the Fund. The rate of prepayments tends to increase as interest rates fall, which could cause the average maturity of the portfolio to shorten. Conversely, extension risk is the risk that an unexpected rise in interest rates will extend the life of a mortgage- or asset-backed security beyond the prepayment time. If the Fund's investments are locked in at a lower interest rate for a longer period of time, the portfolio manager may be unable to capitalize on securities with higher interest rates or wider spreads.

REGULATORY AND LEGAL RISK—U.S. and non-U.S. governmental agencies and other regulators regularly implement additional regulations and legislators pass new laws that affect the investments held by the Fund, the strategies used by the Fund or the level of regulation or taxation applying to the Fund (such as regulations related to investments in derivatives and other transactions). These regulations and laws impact the investment strategies, performance, costs and operations of the Fund or taxation of shareholders.

REPURCHASE AGREEMENT RISK—The Fund's investment in repurchase agreements may be subject to market and credit risk with respect to the collateral securing the repurchase agreements. Investments in repurchase agreements also may be subject to the risk that the market value of the underlying obligations may decline prior to the expiration of the repurchase agreement term.

SECTOR RISK—The Fund is subject to the Sector Risks described below.

> ***Communication Services Sector Risk.*** The Fund's investments are exposed to issuers conducting business in the Communication Services Sector. The Communication Services Sector includes companies that facilitate

communication and offer related content and information through various mediums. It includes telecom and media & entertainment companies including producers of interactive gaming products and companies engaged in content and information creation or distribution through proprietary platforms. The Fund is subject to the risk that the securities of such issuers will underperform the market as a whole due to legislative or regulatory changes, adverse market conditions and/or increased competition affecting the Communication Services Sector. The performance of companies operating in the Communication Services Sector has historically been closely tied to the performance of the overall economy, and also is affected by economic growth, consumer confidence, attitudes and spending. Increased sensitivity to short product cycles and aggressive pricing, challenges in bringing products to market and changes in demographics and consumer tastes also can affect the demand for, and success of, communication services products and services in the marketplace.

Consumer Discretionary Sector Risk. The Fund's investments are exposed to issuers conducting business in the Consumer Discretionary Sector. The manufacturing segment of the Consumer Discretionary Sector includes automotive, household durable goods, leisure equipment and textiles and apparel. The services segment includes hotels, restaurants and other leisure facilities, media production and services, and consumer retailing and services. The Fund is subject to the risk that the securities of such issuers will underperform the market as a whole due to legislative or regulatory changes, adverse market conditions and/or increased competition affecting the Consumer Discretionary Sector. The performance of companies operating in the Consumer Discretionary Sector has historically been closely tied to the performance of the overall economy, and also is affected by economic growth, consumer confidence, attitudes and spending. Changes in demographics and consumer tastes also can affect the demand for, and success of, consumer products and services in the marketplace. Moreover, the Consumer Discretionary Sector encompasses those businesses that tend to be the most sensitive to economic cycles.

Information Technology Sector Risk. The Fund's investments are exposed to issuers conducting business in the Information Technology Sector. The Information Technology Sector includes companies that offer software and information technology services, manufacturers and distributors of technology hardware and equipment such as communications equipment, cellular phones, computers and peripherals, electronic equipment and related instruments and semiconductors. The Fund is subject to the risk that the securities of such issuers will underperform the market as a whole due to legislative or regulatory changes, adverse market conditions and/or increased competition affecting the Information Technology Sector. The prices of the securities of companies operating in the Information Technology Sector are closely tied to market competition, increased sensitivity to short product cycles and aggressive pricing, and problems with bringing products to market.

SHAREHOLDER TRADING RISK—The Fund may be used as a tool for certain investors that employ trading strategies involving frequent trading. Such trading strategies may lead to increased portfolio turnover in the Fund and higher transaction costs. Large movements of assets into and out of the Fund due to active or frequent trading also may adversely affect the Fund's ability to achieve its investment objective.

SHORT SALES AND SHORT EXPOSURE RISK—Short selling a security involves selling a borrowed security with the expectation that the value of that security will decline, so that the security may be purchased at a lower price when returning the borrowed security. A short exposure through a derivative exposes the Fund to counterparty credit risk and leverage risk. The risk for loss on a short sale or other short exposure is greater than a direct investment in the security itself because the price of the borrowed security may rise, thereby increasing the price at which the security must be purchased. The risk of loss through a short sale or other short exposure may in some cases be theoretically unlimited. Government actions also may affect the Fund's ability to engage in short selling.

TEMPORARY DEFENSIVE INVESTMENT RISK—The Advisor generally does not attempt to take defensive positions in the Fund in declining markets. Therefore, the Fund may be subject to greater losses in a declining market than a fund that does take defensive positions in declining markets.

TRACKING ERROR RISK—The Advisor may not be able to cause the Fund's performance to match that of the Fund's benchmark, either on a daily or aggregate basis. Factors such as Fund expenses, imperfect correlation between the Fund's investments and those of the underlying index, rounding of share prices, changes to the composition of the

underlying index, regulatory policies, and high portfolio turnover rate all contribute to tracking error. Tracking error may cause the Fund's performance to be less than you expect.

TRADING HALT RISK—The Fund typically will hold futures contracts and short-term options. The major exchanges on which these contracts are traded, such as the Chicago Mercantile Exchange, have established limits on how much the trading price of a futures contract or option may decline over various time periods within a day, and may halt trading in a contract that exceeds such limits. If a trading halt occurs, the Fund may temporarily be unable to purchase or sell certain securities, futures contracts or options. Such a trading halt near the time the Fund prices its shares may limit the Fund's ability to fully invest its assets, which could increase tracking error and adversely affect performance, and may prevent the Fund from achieving its investment objective.

U.S. GOVERNMENT SECURITIES RISK—U.S. government securities may or may not be backed by the full faith and credit of the U.S. government. The value of U.S. government securities will fluctuate and such securities are subject to the risks associated with fixed-income and debt securities, particularly interest rate and credit risk.

PERFORMANCE INFORMATION

The following bar chart shows the performance of the shares of the Fund from year to year. The variability of performance over time provides an indication of the risks of investing in the Fund. The following table shows the performance of the shares of the Fund as an average over different periods of time in comparison to the performance of a broad-based market index. The figures in the bar chart and table assume the reinvestment of dividends and capital gains distributions. The performance information below does not reflect fees and expenses of any variable contract that may use the Fund as its underlying investment and would be lower if it did. Of course, this past performance (before taxes) does not necessarily indicate how the Fund will perform in the future.

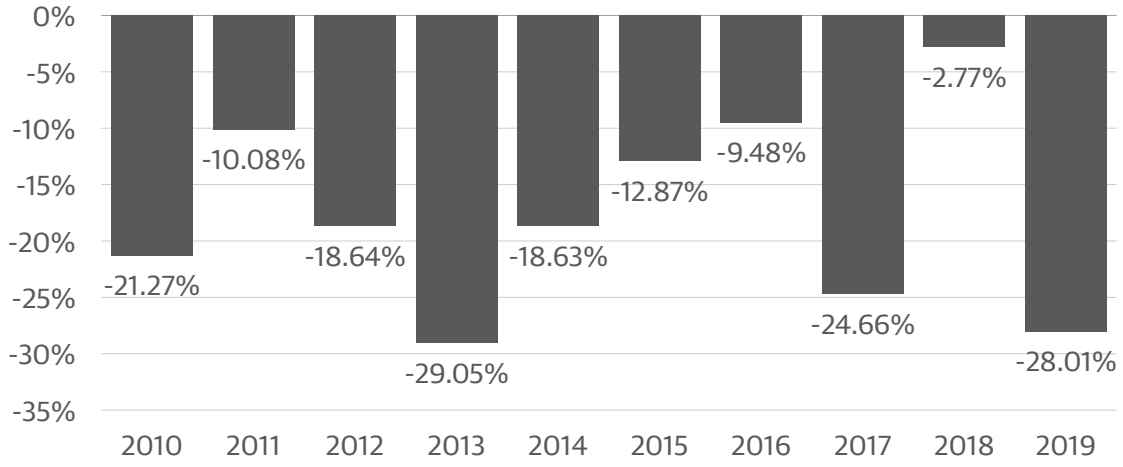

Highest Quarter Return		Lowest Quarter Return	
Q4 2018	17.68%	Q1 2012	-18.17%

AVERAGE ANNUAL TOTAL RETURN

(for periods ended December 31, 2019)

	Past 1 Year	Past 5 Years	Past 10 Years
Inverse NASDAQ-100® Strategy Fund	-28.01%	-16.09%	-17.95%
NASDAQ-100® Index *(reflects no deduction for fees, expenses or taxes)*	39.46%	16.91%	18.07%

MANAGEMENT

INVESTMENT ADVISOR

Security Investors, LLC, which operates under the name Guggenheim Investments, serves as the investment adviser of the Fund.

PORTFOLIO MANAGERS

- **Michael P. Byrum**, CFA, Senior Vice President. Mr. Byrum has been associated with the Advisor since 1993.
- **Ryan A. Harder,** CFA, Portfolio Manager. Mr. Harder has been associated with the Advisor since 2004.

PURCHASE AND SALE OF FUND SHARES

Shares of the Fund are purchased by insurance companies for their separate accounts to fund variable life insurance and variable annuity contracts. All orders for the purchase of shares are subject to acceptance or rejection by the Trust. All redemption requests will be processed and payment with respect thereto will be made within seven days after tender.

TAX INFORMATION

The tax consequences of your investment in the Fund depend on the provisions of the annuity or life insurance program through which you invest. For more information on taxes, please refer to the accompanying prospectus of the annuity or life insurance program through which Fund shares are offered.

IMPORTANT INFORMATION ABOUT THE FUND

The Inverse Russell 2000® Strategy Fund (the "Fund") is very different from most other mutual funds in that it seeks to provide investment results that match the inverse of the performance of a specific underlying index on a **daily basis**, a result opposite of most mutual funds. As a result, the Fund may be riskier than alternatives that do not rely on the use of derivatives to achieve their investment objectives.

Because the Fund seeks daily inverse investment results, the return of the Fund for a period of longer than a single trading day will be the result of each day's compounded returns over the period, which will very likely differ from the inverse return of the Fund's underlying index (as defined below) for that period. As a consequence, especially in periods of market volatility, the path or trend of the benchmark during the longer period may be at least as important to the Fund's return for the longer period as the cumulative return of the benchmark for the relevant longer period. Further, the return for investors who invest for a period longer than a single trading day will not be the product of the return of the Fund's stated investment goal (*i.e.*, -1x) and the cumulative performance of the benchmark.

The Fund is not suitable for all investors. The Fund should be utilized only by investors who (a) understand the consequences of seeking daily inverse investment results, (b) understand the risks of shorting and (c) intend to actively monitor and manage their investments. Investors who do not meet these criteria should not buy shares of the Fund. An investment in the Fund is not a complete investment program.

INVESTMENT OBJECTIVE

The Fund seeks to provide investment results that match, before fees and expenses, the performance of a specific benchmark on a daily basis. The Fund's current benchmark is the inverse (opposite) of the performance of the Russell 2000® Index (the "underlying index"). The Fund does not seek to achieve its investment objective over a period of time greater than one day.

FEES AND EXPENSES OF THE FUND

This table describes the fees and expenses that you may pay if you buy and hold shares of the Fund. Owners of variable annuity and insurance contracts that invest in the Fund also should refer to the variable insurance contract prospectus for a description of fees and expenses that may be deducted at the separate account level or contract level for any charges that may be incurred under a contract. If the information below were to reflect the deduction of insurance charges, fees and expenses would be higher.

SHAREHOLDER FEES *(fees paid directly from your investment)*	N/A
ANNUAL FUND OPERATING EXPENSES *(expenses that you pay each year as a percentage of the value of your investment)*	
Management Fees	0.90%
Other Expenses*	1.03%
Acquired Fund Fees and Expenses	0.11%
Total Annual Fund Operating Expenses**	2.04%
Fee Waiver***	-0.08%
Total Annual Fund Operating Expenses After Fee Waiver**	1.96%

* "Other Expenses" does not include fees paid to the Fund's swap contract counterparties, or the management fees, performance fees, and expenses of the reference assets or trading vehicles underlying such swap contracts. These fees and expenses, which are not reflected in this Annual Fund Operating Expenses table, are embedded in the returns of the swap contracts (*i.e.*, the fees and expenses reduce the investment returns of the swap contracts) and represent an indirect cost of investing in the Fund.

** The Total Annual Fund Operating Expenses in this fee table may not correlate to the expense ratios in the Fund's financial highlights and financial statements because the financial highlights and financial statements reflect only the operating expenses of the Fund and do not include Acquired Fund Fees and Expenses, which are fees

and expenses incurred indirectly by the Fund through its investments in certain underlying investment companies.

*** The Advisor has contractually agreed through May 1, 2021, to waive the amount of the Fund's management fee to the extent necessary to offset the proportionate share of any management fee paid by the Fund with respect to any Fund investment in an underlying fund for which the Advisor or any of its affiliates also serves as investment manager. The agreement may be terminated by the Advisor at the conclusion of any one-year term or by the Fund's Board of Trustees at any time, and when the Advisor ceases to serve as such.

EXAMPLE

This Example is intended to help you compare the cost of investing in the Fund with the cost of investing in other mutual funds. The Example does not reflect the fees and expenses which are, or may be, imposed under your variable insurance contract. If the Example were to reflect the deduction of such charges, the costs shown would be greater. The Example assumes that you invest $10,000 in the Fund for the time periods indicated and then redeem all of your shares at the end of those periods. The Example also assumes that your investment has a 5% return each year and that the Fund's operating expenses remain the same. Although your actual costs may be higher or lower, based on these assumptions your costs would be:

1 Year	3 Years	5 Years	10 Years
$199	$632	$1,091	$2,363

PORTFOLIO TURNOVER

The Fund pays transaction costs, such as commissions, when it buys and sells securities (or "turns over" its portfolio). A higher portfolio turnover rate may indicate higher transaction costs. These costs, which are not reflected in the Total Annual Fund Operating Expenses or the Example, affect the Fund's performance. During the most recent fiscal year, the Fund's portfolio turnover rate was 164% of the average value of its portfolio. The Fund's portfolio turnover rate is calculated without regard to cash instruments and most derivatives. If such instruments were included, the Fund's portfolio turnover rate might be significantly higher.

PRINCIPAL INVESTMENT STRATEGIES

Unlike a traditional index fund, the Fund's investment objective is to perform opposite the underlying index, and the Fund generally will not own the securities included in the underlying index. Instead, the Fund employs as its investment strategy a program of engaging in short sales of securities included in the underlying index and investing to a significant extent in derivative instruments, which primarily consist of equity index swaps and swaps on exchange-traded funds ("ETFs"), futures contracts, and options on securities, futures contracts, and stock indices. The Advisor expects to rebalance the Fund's positions daily to maintain exposure that is opposite to that of the underlying index. While the Fund may write (sell) and purchase swaps, it expects primarily to write swaps. The Fund's investment in derivatives serves as a substitute for directly selling short each of the securities included in the underlying index and produces inverse exposure to the underlying index. Certain of the Fund's derivatives investments may be traded in the over-the-counter ("OTC") market. Under normal circumstances, the Fund will invest at least 80% of its net assets, plus any borrowings for investment purposes, in financial instruments with economic characteristics that should perform opposite to the securities of companies included in the underlying index.

Investments in derivative instruments, such as futures, options and swap agreements, have the economic effect of creating financial leverage in the Fund's portfolio because such investments may give rise to losses that exceed the amount the Fund has invested in those instruments. Financial leverage will magnify, sometimes significantly, the Fund's exposure to any increase or decrease in prices associated with a particular reference asset resulting in increased volatility in the value of the Fund's portfolio. The value of the Fund's portfolio is likely to experience greater volatility over short-term periods. While such financial leverage has the potential to produce greater gains, it also may result in greater losses, which in some cases may cause the Fund to liquidate other portfolio investments at a loss to comply with limits on leverage and asset segregation requirements imposed by the Investment Company Act of 1940 or to meet redemption requests.

The Russell 2000® Index is composed of the 2,000 smallest companies in the Russell 3000® Index, representing approximately 10% of the Russell 3000® total market capitalization and consisting of capitalizations ranging from $5.9 million to $11.3 billion as of March 31, 2020. The Russell 3000® Index is composed of the 3,000 largest U.S. companies ranked by total market capitalization, representing approximately 98% of the U.S. investable equity market. To the extent the Fund's underlying index is concentrated in a particular industry the Fund will necessarily

be concentrated in that industry. While the Fund's sector exposure may vary over time, as of March 31, 2020, the Fund has significant exposure to the Financials Sector, Health Care Sector, Industrials Sector, and Information Technology Sector, as each sector is defined by the Global Industry Classification Standard, a widely recognized industry classification methodology developed by MSCI, Inc. and Standard & Poor's Financial Services LLC.

On a day-to-day basis, the Fund may hold U.S. government securities or cash equivalents. The Fund also may enter into repurchase agreements with counterparties that are deemed to present acceptable credit risks. In an effort to ensure that the Fund is fully invested on a day-to-day basis, the Fund may conduct any necessary trading activity at or just prior to the close of the U.S. financial markets. The Fund is non-diversified and, therefore, may invest a greater percentage of its assets in a particular issuer in comparison to a diversified fund.

The Fund may invest a portion of its assets, and at times, a substantial portion of its assets, in other short-term fixed-income investment companies advised by the Advisor, or an affiliate of the Advisor, for various purposes, including for liquidity management purposes (*e.g.*, to increase yield on liquid investments used to collateralize derivatives positions) or when such investment companies present a more cost-effective investment option than direct investments in the underlying securities. Investments in these investment companies will significantly increase the portfolio's exposure to certain other asset categories, including: (i) a broad range of high yield, high risk debt securities rated below the top four long-term rating categories by a nationally recognized statistical rating organization or, if unrated, determined by the Advisor to be of comparable quality (also known as "junk bonds"); (ii) securities issued by the U.S. government or its agencies and instrumentalities; (iii) collateralized loan obligations ("CLOs"), other asset-backed securities (including mortgage-backed securities) and similarly structured debt investments; and (iv) other short-term fixed income securities. Such investments will expose the Fund to the risks of these asset categories and increases or decreases in the value of these investments may cause the Fund to deviate from its investment objective.

PRINCIPAL RISKS

As with all mutual funds, a shareholder is subject to the risk that his or her investment could lose money. In addition to this risk, the Fund is subject to the principal risks described below.

ASSET-BACKED AND MORTGAGE-BACKED SECURITIES RISK—Through its investments in other investment companies, the Fund may have exposure to asset-backed securities, including mortgage-backed securities and structured finance investments. Investors in these securities generally receive payments that are part interest and part return of principal. These payments may vary based on the rate at which the underlying borrowers pay off their loans. Some asset-backed securities, including mortgage-backed securities, may have structures that make their reaction to interest rates and other factors difficult to predict, making their prices very volatile and they are subject to liquidity risk. The terms of many structured finance investments and other instruments are tied to the London Interbank Offered Rate ("LIBOR"), which functions as a reference rate or benchmark. It is anticipated that LIBOR will be discontinued at the end of 2021, which may cause increased volatility and illiquidity in the markets for instruments with terms tied to LIBOR or other adverse consequences for these instruments. These events may adversely affect the Fund and its investments in such instruments.

CLO RISK—Through its investments in other investment companies, the Fund may have exposure to CLOs. A CLO is a trust typically collateralized by a pool of loans, which may include, among others, domestic and foreign senior secured loans, senior unsecured loans, and subordinate corporate loans, including loans that may be rated below investment grade or equivalent unrated loans. The cash flows from the trust are split into two or more portions, called tranches, varying in risk and yield. CLO tranches can experience substantial losses due to actual defaults, increased sensitivity to defaults due to collateral default and disappearance of protecting tranches, market anticipation of defaults, as well as aversion to CLO securities as a class. The risks of an investment in a CLO depend largely on the type of the collateral securities and the class of the CLO in which the Fund invests.

COMPOUNDING RISK—In addition to the correlation risks described under "Correlation Risk," the Fund's returns are subject to the effects of compounding, which generally will cause the Fund's performance to not correlate to the performance of the benchmark over periods greater than a single day, before accounting for fees and fund expenses. Compounded returns are the result of reinvesting daily returns over periods greater than a single day. The Fund's compounded returns for periods greater than a single day will be different than the performance of the benchmark over the same period. The effects of compounding on the performance of the Fund will be more pronounced when the underlying index experiences increased volatility and over longer holding periods.

Fund performance for periods greater than one day can be estimated given any set of assumptions for the following factors: (a) underlying index performance; (b) underlying index volatility; (c) financing rates associated with leverage; (d) other Fund expenses; (e) dividends or interest paid by companies in the underlying index; and (f) period of time. The table below illustrates the impact of two principal factors – volatility and index performance – on Fund performance. The table shows estimated Fund returns for a number of combinations of performance and volatility over a one-year period. Performance shown in the table assumes: (a) no dividends paid by the companies included in the underlying index; (b) no Fund expenses; and (c) a cost of leverage of zero percent. If Fund expenses, including the cost of leverage, were included, the Fund's performance would be lower than shown.

Areas shaded lighter represent those scenarios where the Fund can be expected to return more than the inverse performance of the underlying index; conversely, areas shaded darker represent those scenarios where the Fund can be expected to return the same or less than the inverse performance of the underlying index.

Index Performance		**Annualized Volatility**				
1x	**-1x**	**10%**	**25%**	**50%**	**75%**	**100%**
-60%	**60%**	148%	132%	96%	42%	-6%
-50%	**50%**	98%	87%	57%	14%	-28%
-40%	**40%**	65%	56%	30%	-5%	-38%
-30%	**30%**	42%	34%	13%	-18%	-47%
-20%	**20%**	24%	18%	-3%	-28%	-54%
-10%	**10%**	10%	4%	-13%	-36%	-59%
0%	**0%**	-1%	-6%	-22%	-43%	-64%
10%	**-10%**	-10%	-15%	-29%	-48%	-67%
20%	**-20%**	-17%	-22%	-35%	-53%	-69%
30%	**-30%**	-24%	-28%	-40%	-56%	-71%
40%	**-40%**	-29%	-33%	-44%	-60%	-73%
50%	**-50%**	-34%	-37%	-48%	-62%	-76%
60%	**-60%**	-38%	-41%	-51%	-65%	-78%

The underlying index's annualized historical volatility rate for the five-year period ended March 31, 2020 is 19.15%. The underlying index's highest one-year volatility rate during the five-year period is 27.46%. The underlying index's annualized performance for the five-year period ended March 31, 2020 is -0.25%.

Historical underlying index volatility and performance are not indications of what the underlying index volatility and performance will be in the future. The table is intended to isolate the effects of the underlying index volatility and index performance on the return of the Fund, and underscore that the Fund is designed as a short-term trading vehicle for investors who intend to actively monitor and manage their portfolios.

CORRELATION RISK—A number of factors may affect the Fund's ability to achieve a high degree of correlation with its benchmark, including instances in which the Fund does not hold or have exposure to each component security of the underlying index and the effect of compounding on the Fund's returns, and there can be no guarantee that the Fund will achieve a high degree of correlation. Failure to achieve a high degree of correlation may prevent the Fund from achieving its investment objective. The Fund does not attempt to, and should not be expected to, provide returns which are the inverse of the returns of the underlying index for periods other than a single day. The risk of the Fund not achieving its daily investment objective will be more acute when the underlying index has an extreme one-day movement approaching 50%. **In addition, as a result of compounding, the Fund's performance for periods greater than a single day is likely to be either greater than or less than the performance of the inverse of the underlying index, before accounting for Fund fees and expenses.**

COUNTERPARTY CREDIT RISK—The Fund may invest in financial instruments involving counterparties that attempt to gain exposure to a particular group of securities, index or asset class without actually purchasing those securities or investments, or to hedge a position. The Fund's use of such financial instruments, including swap agreements, involves risks that are different from those associated with ordinary portfolio securities transactions. For example, the Fund is exposed to the risk that the counterparty may be unwilling or unable to make timely payments to meet its contractual obligations or may fail to return holdings that are subject to the agreement with the counterparty.

If the counterparty becomes bankrupt or defaults on its payment obligations to the Fund, the Fund may not receive the full amount that it is entitled to receive. If this occurs, the value of your shares in the Fund will decrease.

CREDIT RISK—The Fund could lose money if the debt securities or other instruments in which it invests decline in price, or the issuer or guarantor of such instrument fails to pay interest or principal when due because the issuer or guarantor of the instrument experiences an actual or perceived decline in its financial status. Generally, credit risk is increased when a portfolio security is downgraded or the perceived creditworthiness of the issuer or guarantor deteriorates, though the effect of any credit rating downgrade can be uncertain. To the extent the Fund invests in below investment grade instruments, it will be exposed to a greater amount of credit risk than a fund which only invests in investment grade securities. In addition, to the extent the Fund uses credit derivatives, such use will expose it to additional risk in the event that the bonds underlying the derivatives default. The degree of credit risk depends on the issuer's or guarantor's financial condition and on the terms of the instruments.

DERIVATIVES RISK—The Fund's investments in derivatives may pose risks in addition to and greater than those associated with investing directly in securities or other investments, including risks relating to leverage, imperfect correlations with underlying investments or the Fund's other portfolio holdings, high price volatility, lack of availability, counterparty credit, liquidity, valuation and legal restrictions. Their use is a highly specialized activity that involves investment techniques and risks different from those associated with ordinary portfolio securities transactions. If the Advisor is incorrect about its expectations of market conditions, the use of derivatives could also result in a loss, which in some cases may be unlimited. Certain risks are specific to the derivatives in which the Fund invests.

> **SWAP AGREEMENTS RISK**—Swap agreements are contracts among the Fund and a counterparty to exchange the return of the pre-determined underlying investment (such as the rate of return of the underlying index). Swap agreements may be negotiated bilaterally and traded OTC between two parties or, in some instances, must be transacted through a futures commission merchant and cleared through a clearinghouse that serves as a central counterparty. Risks associated with the use of swap agreements are different from those associated with ordinary portfolio securities transactions, due in part to the fact they could be considered illiquid and many swaps trade on the OTC market. Swaps are particularly subject to counterparty credit, correlation, valuation, liquidity and leveraging risks. Certain standardized swaps are subject to mandatory central clearing. Central clearing is expected to reduce counterparty credit risk and increase liquidity, but central clearing does not make swap transactions risk-free.
>
> **FUTURES CONTRACTS RISK**—Futures contracts are typically exchange-traded contracts that call for the future delivery of an asset at a certain price and date, or cash settlement of the terms of the contract. Risks of futures contracts may be caused by an imperfect correlation between movements in the price of the instruments and the price of the underlying securities. In addition, there is the risk that the Fund may not be able to enter into a closing transaction because of an illiquid market. Exchanges can limit the number of positions that can be held or controlled by the Fund or the Advisor, thus limiting the ability to implement the Fund's strategies. Futures markets are highly volatile and the use of futures may increase the volatility of the Fund's net asset value ("NAV"). Futures also are subject to leverage risks and to liquidity risk.
>
> **OPTIONS CONTRACTS RISK**—Options or options on futures contracts give the holder of the option the right to buy (or to sell) a position in a security or in a contract to the writer of the option, at a certain price. They are subject to correlation risk because there may be an imperfect correlation between the options and the securities markets that cause a given transaction to fail to achieve its objectives. The successful use of options depends on the Advisor's ability to correctly predict future price fluctuations and the degree of correlation between the options and securities markets. Exchanges can limit the number of positions that can be held or controlled by the Fund or the Advisor, thus limiting the ability to implement the Fund's strategies. Options also are particularly subject to leverage risk and can be subject to liquidity risk.

EARLY CLOSING RISK—The Fund is subject to the risk that unanticipated early closings of securities exchanges and other financial markets may result in the Fund's inability to buy or sell securities or other financial instruments on that day and may cause the Fund to incur substantial trading losses.

EQUITY RISK—The Fund is subject to the risk that the value of the equity securities and equity-based derivatives in the Fund's portfolio will decline due to volatility in the equity market caused by general market and economic conditions, perceptions regarding particular industries represented in the equity market, or factors relating to specific companies to which the Fund has investment exposure.

HIGH YIELD AND UNRATED SECURITIES RISK—The Fund's exposure to higher yielding, below investment grade and unrated high risk debt securities (commonly known as "junk bonds") may present additional risk because these securities may be less liquid and present greater credit risk than investment grade bonds. The price of high yield securities tends to be subject to greater volatility due to issuer-specific operating results and outlook and to real or perceived adverse economic and competitive industry conditions. This exposure may be obtained through investments in other investment companies.

INTEREST RATE RISK—The market value of fixed income investments and related financial instruments will change in response to interest rate changes. During periods of falling interest rates, the values of fixed income securities generally rise. Conversely, during periods of rising interest rates, the values of such securities generally decline. Securities with greater interest rate sensitivity and longer maturities generally are subject to greater fluctuations in value. The Fund may invest in variable and floating rate securities. Although these instruments are generally less sensitive to interest rate changes than fixed rate instruments, the value of floating rate and variable securities may decline if their interest rates do not rise as quickly, or as much, as general interest rates. Changes in government or central bank policy, including changes in tax policy or changes in a central bank's implementation of specific policy goals, may have a substantial impact on interest rates, and could have an adverse effect on prices for fixed income securities and on the performance of the Fund. In particular, interest rates in the U.S. are at or near historically low levels and as a result, fixed income securities markets may experience heightened levels of interest rate risk. Any unexpected or sudden reversal of the fiscal policy underlying current interest rate levels could adversely affect the value of the Fund. There can be no guarantee that any particular government or central bank policy will be continued, discontinued or changed, nor that any such policy will have the desired effect on interest rates.

INVESTMENT IN INVESTMENT VEHICLES RISK—Investing in other investment vehicles, including ETFs, closed-end funds, affiliated short-term fixed income funds and other mutual funds, subjects the Fund to those risks affecting the investment vehicle, including the possibility that the value of the underlying securities held by the investment vehicle could decrease or the portfolio becomes illiquid. Moreover, the Fund and its shareholders will incur its pro rata share of the underlying vehicles' expenses, which will reduce the Fund's performance. In addition, investments in an ETF are subject to, among other risks, the risk that the ETF's shares may trade at a discount or premium relative to the NAV of the shares and the listing exchange may halt trading of the ETF's shares.

INVESTMENT IN LOANS RISK—Investing in loans involves special types of risks, including credit risk, interest rate risk, counterparty risk and prepayment risk. Loans may offer a fixed or floating interest rate. Loans are often generally below investment grade and may be unrated. Loans may be difficult to value and some can be subject to liquidity risk.

LIQUIDITY AND VALUATION RISK—In certain circumstances, it may be difficult for the Fund to purchase and sell a particular investment within a reasonable time at a fair price, or the price at which it has been valued by the Advisor for purposes of the Fund's NAV, causing the Fund to be less liquid. While the Fund intends to invest in liquid securities and financial instruments, under certain market conditions, such as when trading in a particular investment has been halted temporarily by an exchange because the maximum price change of that investment has been realized, it may be difficult or impossible for the Fund to liquidate such investments. In addition, the ability of the Fund to assign an accurate daily value to certain investments may be difficult, and the Advisor may be required to fair value the investments.

MARKET RISK—The market value of the securities and derivatives held by the Fund may fluctuate over time in response to factors affecting individual companies or other factors such as changing economic, political or financial markets.

NON-DIVERSIFICATION RISK—The Fund is considered non-diversified and can invest a greater portion of its assets in securities of individual issuers than a diversified fund. As a result, changes in the market value of a single issuer's securities could cause greater fluctuations in the value of Fund shares than would occur in a diversified fund. The Fund may become diversified for periods of time solely as a result of changes in the composition of the underlying index (*e.g.*, changes in the relative market capitalization or weights of one or more index component stocks).

OTC TRADING RISK—Certain of the derivatives in which the Fund may invest may be traded (and privately negotiated) in the OTC market. While the OTC derivatives market is the primary trading venue for many derivatives, it is largely unregulated and provides for less transparency than a national securities or commodities exchange. As a result and similar to other privately negotiated contracts, the Fund is subject to counterparty credit risk with respect to such derivatives contracts.

PASSIVE INVESTMENT RISK—The Fund is not actively managed and the Advisor does not attempt to take defensive positions in rising markets. Therefore, the Fund may be subject to greater losses in a rising market than a fund that is actively managed.

PORTFOLIO TURNOVER RISK—Periodic rebalancing of the Fund's holdings pursuant to its daily investment objective may lead to a greater number of portfolio transactions in the Fund than experienced by other mutual funds. Such frequent and active trading may lead to significantly higher transaction costs because of increased broker commissions associated with such transactions.

PREPAYMENT AND EXTENSION RISK—Prepayment risk is the risk that the principal on mortgage-backed securities, other asset-backed securities or any debt security with an embedded call option may be prepaid at any time, which could reduce the security's yield and market value. In the case of prepayment risk, if the investment is converted, prepaid or redeemed before maturity, the portfolio manager may not be able to invest the proceeds in other investments providing as high a level of income, resulting in a reduced yield to the Fund. The rate of prepayments tends to increase as interest rates fall, which could cause the average maturity of the portfolio to shorten. Conversely, extension risk is the risk that an unexpected rise in interest rates will extend the life of a mortgage- or asset-backed security beyond the prepayment time. If the Fund's investments are locked in at a lower interest rate for a longer period of time, the portfolio manager may be unable to capitalize on securities with higher interest rates or wider spreads.

REAL ESTATE INVESTMENT TRUST ("REIT") RISK—REITs are securities that invest substantially all of their assets in real estate, trade like stocks and may qualify for special tax considerations. Investments in REITs subject the Fund to risks associated with the direct ownership of real estate. Market conditions or events affecting the overall real estate and REIT markets, such as declining property values or rising interest rates, could have a negative impact on the real estate market and the value of REITs in general. REITs may be affected by changes in the value of the underlying property owned by the trusts, economic downturns which may have a material effect on the real estate in which the REITs invest and their underlying portfolio securities. Further, REITs are dependent upon specialized management skills and may have their investments in relatively few properties, or in a small geographic area or a single property type. Failure of a company to qualify as a REIT under federal tax law may have adverse consequences to the Fund. In addition, REITs have their own expenses, and the Fund will bear a proportionate share of those expenses.

REGULATORY AND LEGAL RISK—U.S. and non-U.S. governmental agencies and other regulators regularly implement additional regulations and legislators pass new laws that affect the investments held by the Fund, the strategies used by the Fund or the level of regulation or taxation applying to the Fund (such as regulations related to investments in derivatives and other transactions). These regulations and laws impact the investment strategies, performance, costs and operations of the Fund or taxation of shareholders.

REPURCHASE AGREEMENT RISK—The Fund's investment in repurchase agreements may be subject to market and credit risk with respect to the collateral securing the repurchase agreements. Investments in repurchase agreements also may be subject to the risk that the market value of the underlying obligations may decline prior to the expiration of the repurchase agreement term.

SECTOR RISK—The Fund is subject to the Sector Risks described below.

> ***Financials Sector Risk.*** The Fund's investments are exposed to issuers conducting business in the Financials Sector. The Financials Sector includes companies involved in banking, thrifts and mortgage finance, specialized finance, consumer finance, asset management and custody banks, investment banking and brokerage, and insurance. It also includes the Financial Exchanges & Data and Mortgage Real Estate Investment Trusts (REITs) sub-industries. Certain Financials Sector issuers serve as counterparties with which the Fund may enter into derivatives agreements or other similar contractual arrangements. The Fund is subject to the risk that the securities of such issuers will underperform the market as a whole due to legislative or regulatory changes, adverse market conditions and/or increased competition affecting the Financials Sector, which may adversely affect a company's ability to fulfill its obligations as a financial counterparty. Companies operating in the Financials Sector are subject to extensive government regulation, which may limit the financial commitments they can make and the interest rates and fees they can charge. Profitability is largely dependent on the availability and cost of capital funds, and may fluctuate significantly when interest rates change or due to increased competition.

Health Care Sector Risk. The Fund's investments are exposed to issuers conducting business in the Health Care Sector. The Health Care Sector includes health care providers and services, companies that manufacture and distribute health care equipment and supplies, and health care technology companies. It also includes companies involved in the research, development, production and marketing of pharmaceuticals and biotechnology products. The Fund is subject to the risk that the securities of such issuers will underperform the market as a whole due to legislative or regulatory changes, adverse market conditions and/or increased competition affecting the Health Care Sector. The prices of the securities of companies operating in the Health Care Sector are closely tied to government regulation and approval of their products and services, which can have a significant effect on the price and availability of those products and services.

Industrials Sector Risk. The Fund's investments are exposed to issuers conducting business in the Industrials Sector. The Industrials Sector includes manufacturers and distributors of capital goods such as aerospace and defense, building projects, electrical equipment and machinery, and companies that offer construction and engineering services. It also includes providers of commercial and professional services including printing, environmental and facilities services, office services and supplies, security and alarm services, human resource and employment services, and research and consulting services. It also includes companies that provide transportation services. The Fund is subject to the risk that the securities of such issuers will underperform the market as a whole due to legislative or regulatory changes, adverse market conditions and/or increased competition affecting the Industrials Sector. The prices of the securities of companies operating in the Industrials Sector may fluctuate due to the level and volatility of commodity prices, the exchange value of the dollar, import controls, worldwide competition, liability for environmental damage, depletion of resources, and mandated expenditures for safety and pollution control devices.

Information Technology Sector Risk. The Fund's investments are exposed to issuers conducting business in the Information Technology Sector. The Information Technology Sector includes companies that offer software and information technology services, manufacturers and distributors of technology hardware and equipment such as communications equipment, cellular phones, computers and peripherals, electronic equipment and related instruments and semiconductors. The Fund is subject to the risk that the securities of such issuers will underperform the market as a whole due to legislative or regulatory changes, adverse market conditions and/or increased competition affecting the Information Technology Sector. The prices of the securities of companies operating in the Information Technology Sector are closely tied to market competition, increased sensitivity to short product cycles and aggressive pricing, and problems with bringing products to market.

SHAREHOLDER TRADING RISK—The Fund may be used as a tool for certain investors that employ trading strategies involving frequent trading. Such trading strategies may lead to increased portfolio turnover in the Fund and higher transaction costs. Large movements of assets into and out of the Fund due to active or frequent trading also may adversely affect the Fund's ability to achieve its investment objective.

SHORT SALES AND SHORT EXPOSURE RISK—Short selling a security involves selling a borrowed security with the expectation that the value of that security will decline, so that the security may be purchased at a lower price when returning the borrowed security. A short exposure through a derivative exposes the Fund to counterparty credit risk and leverage risk. The risk for loss on a short sale or other short exposure is greater than a direct investment in the security itself because the price of the borrowed security may rise, thereby increasing the price at which the security must be purchased. The risk of loss through a short sale or other short exposure may in some cases be theoretically unlimited. Government actions also may affect the Fund's ability to engage in short selling.

SMALL-CAPITALIZATION SECURITIES RISK—The Fund is subject to the risk that small-capitalization stocks may outperform other segments of the equity market or the equity market as a whole. Small-capitalization companies may be more vulnerable than larger, more established organizations to adverse business or economic developments. Securities of small-capitalization companies may experience much more price volatility, greater spreads between their bid and ask prices, significantly lower trading volumes, and cyclical or static growth prospects. Small-capitalization companies often have limited product lines, markets or financial resources, and may therefore be more vulnerable to adverse developments than larger capitalization companies.

TEMPORARY DEFENSIVE INVESTMENT RISK—The Advisor generally does not attempt to take defensive positions in the Fund in declining markets. Therefore, the Fund may be subject to greater losses in a declining market than a fund that does take defensive positions in declining markets.

TRACKING ERROR RISK—The Advisor may not be able to cause the Fund's performance to match that of the Fund's benchmark, either on a daily or aggregate basis. Factors such as Fund expenses, imperfect correlation between the Fund's investments and those of the underlying index, rounding of share prices, changes to the composition of the underlying index, regulatory policies, and high portfolio turnover rate all contribute to tracking error. Tracking error may cause the Fund's performance to be less than you expect.

TRADING HALT RISK—The Fund typically will hold futures contracts and short-term options. The major exchanges on which these contracts are traded, such as the Chicago Mercantile Exchange, have established limits on how much the trading price of a futures contract or option may decline over various time periods within a day, and may halt trading in a contract that exceeds such limits. If a trading halt occurs, the Fund may temporarily be unable to purchase or sell certain securities, futures contracts or options. Such a trading halt near the time the Fund prices its shares may limit the Fund's ability to fully invest its assets, which could increase tracking error and adversely affect performance, and may prevent the Fund from achieving its investment objective.

U.S. GOVERNMENT SECURITIES RISK—U.S. government securities may or may not be backed by the full faith and credit of the U.S. government. The value of U.S. government securities will fluctuate and such securities are subject to the risks associated with fixed-income and debt securities, particularly interest rate and credit risk.

PERFORMANCE INFORMATION

The following bar chart shows the performance of the shares of the Fund from year to year. The variability of performance over time provides an indication of the risks of investing in the Fund. The following table shows the performance of the shares of the Fund as an average over different periods of time in comparison to the performance of a broad-based market index. The figures in the bar chart and table assume the reinvestment of dividends and capital gains distributions. The performance information below does not reflect fees and expenses of any variable contract that may use the Fund as its underlying investment and would be lower if it did. Of course, this past performance (before taxes) does not necessarily indicate how the Fund will perform in the future.

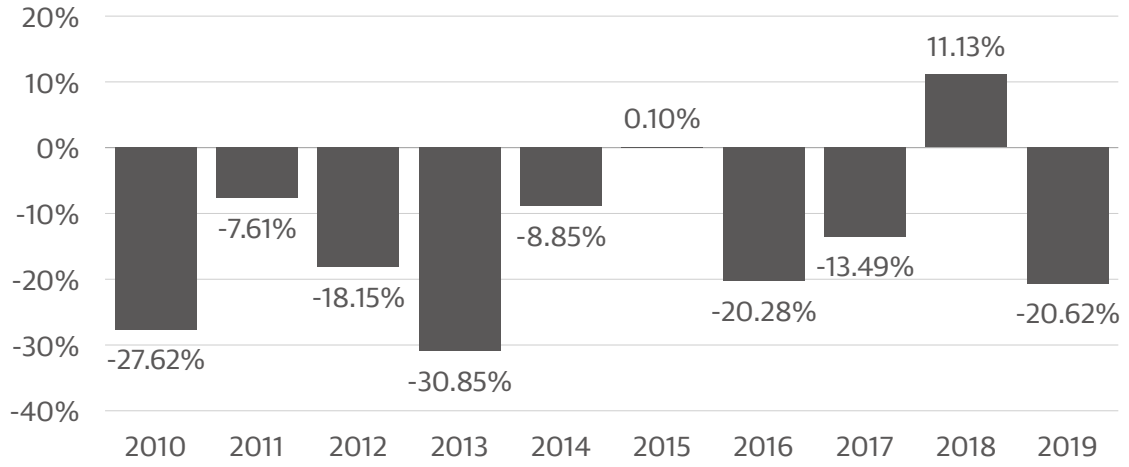

Highest Quarter Return
Q4 2018 24.10%

Lowest Quarter Return
Q4 2011 -17.51%

AVERAGE ANNUAL TOTAL RETURN

(for periods ended December 31, 2019)

	Past 1 Year	Past 5 Years	Past 10 Years
Inverse Russell 2000® Strategy Fund	-20.62%	-9.44%	-14.45%
Russell 2000® Index *(reflects no deduction for fees, expenses or taxes)*	25.52%	9.64%	13.47%

MANAGEMENT

INVESTMENT ADVISOR

Security Investors, LLC, which operates under the name Guggenheim Investments, serves as the investment adviser of the Fund.

PORTFOLIO MANAGERS

- **Michael P. Byrum**, CFA, Senior Vice President. Mr. Byrum has been associated with the Advisor since 1993.
- **Ryan A. Harder,** CFA, Portfolio Manager. Mr. Harder has been associated with the Advisor since 2004.

PURCHASE AND SALE OF FUND SHARES

Shares of the Fund are purchased by insurance companies for their separate accounts to fund variable life insurance and variable annuity contracts. All orders for the purchase of shares are subject to acceptance or rejection by the Trust. All redemption requests will be processed and payment with respect thereto will be made within seven days after tender.

TAX INFORMATION

The tax consequences of your investment in the Fund depend on the provisions of the annuity or life insurance program through which you invest. For more information on taxes, please refer to the accompanying prospectus of the annuity or life insurance program through which Fund shares are offered.

IMPORTANT INFORMATION ABOUT THE FUND

The Inverse S&P 500® Strategy Fund (the "Fund") is very different from most other mutual funds in that it seeks to provide investment results that match the inverse of the performance of a specific underlying index on a **daily basis**, a result opposite of most mutual funds. As a result, the Fund may be riskier than alternatives that do not rely on the use of derivatives to achieve their investment objectives.

Because the Fund seeks daily inverse investment results, the return of the Fund for a period of longer than a single trading day will be the result of each day's compounded returns over the period, which will very likely differ from the inverse return of the Fund's underlying index (as defined below) for that period. As a consequence, especially in periods of market volatility, the path or trend of the benchmark during the longer period may be at least as important to the Fund's return for the longer period as the cumulative return of the benchmark for the relevant longer period. Further, the return for investors who invest for a period longer than a single trading day will not be the product of the return of the Fund's stated investment goal (*i.e.*, -1x) and the cumulative performance of the benchmark.

The Fund is not suitable for all investors. The Fund should be utilized only by investors who (a) understand the consequences of seeking daily inverse investment results, (b) understand the risks of shorting and (c) intend to actively monitor and manage their investments. Investors who do not meet these criteria should not buy shares of the Fund. An investment in the Fund is not a complete investment program.

INVESTMENT OBJECTIVE

The Fund seeks to provide investment results that match, before fees and expenses, the performance of a specific benchmark on a daily basis. The Fund's current benchmark is the inverse (opposite) of the performance of the S&P 500® Index (the "underlying index"). The Fund does not seek to achieve its investment objective over a period of time greater than one day.

FEES AND EXPENSES OF THE FUND

This table describes the fees and expenses that you may pay if you buy and hold shares of the Fund. Owners of variable annuity and insurance contracts that invest in the Fund also should refer to the variable insurance contract prospectus for a description of fees and expenses that may be deducted at the separate account level or contract level for any charges that may be incurred under a contract. If the information below were to reflect the deduction of insurance charges, fees and expenses would be higher.

SHAREHOLDER FEES *(fees paid directly from your investment)*	N/A
ANNUAL FUND OPERATING EXPENSES *(expenses that you pay each year as a percentage of the value of your investment)*	
Management Fees	0.90%
Other Expenses*	0.98%
Acquired Fund Fees and Expenses	0.09%
Total Annual Fund Operating Expenses**	1.97%
Fee Waiver***	-0.06%
Total Annual Fund Operating Expenses After Fee Waiver**	1.91%

* "Other Expenses" does not include fees paid to the Fund's swap contract counterparties, or the management fees, performance fees, and expenses of the reference assets or trading vehicles underlying such swap contracts. These fees and expenses, which are not reflected in this Annual Fund Operating Expenses table, are embedded in the returns of the swap contracts (*i.e.*, the fees and expenses reduce the investment returns of the swap contracts) and represent an indirect cost of investing in the Fund.

** The Total Annual Fund Operating Expenses and Total Annual Fund Operating Expenses After Fee Waiver in this fee table may not correlate to the expense ratios in the Fund's financial highlights and financial statements because the financial highlights and financial statements reflect only the operating expenses of the Fund and do

not include Acquired Fund Fees and Expenses, which are fees and expenses incurred indirectly by the Fund through its investments in certain underlying investment companies.

*** The Advisor has contractually agreed through May 1, 2021, to waive the amount of the Fund's management fee to the extent necessary to offset the proportionate share of any management fee paid by the Fund with respect to any Fund investment in an underlying fund for which the Advisor or any of its affiliates also serves as investment manager. The agreement may be terminated by the Advisor at the conclusion of any one-year term or by the Fund's Board of Trustees at any time, and when the Advisor ceases to serve as such.

EXAMPLE

This Example is intended to help you compare the cost of investing in the Fund with the cost of investing in other mutual funds. The Example does not reflect the fees and expenses which are, or may be, imposed under your variable insurance contract. If the Example were to reflect the deduction of such charges, the costs shown would be greater. The Example assumes that you invest $10,000 in the Fund for the time periods indicated and then redeem all of your shares at the end of those periods. The Example also assumes that your investment has a 5% return each year and that the Fund's operating expenses remain the same. Although your actual costs may be higher or lower, based on these assumptions your costs would be:

1 Year	3 Years	5 Years	10 Years
$194	$613	$1,057	$2,291

PORTFOLIO TURNOVER

The Fund pays transaction costs, such as commissions, when it buys and sells securities (or "turns over" its portfolio). A higher portfolio turnover rate may indicate higher transaction costs. These costs, which are not reflected in the Total Annual Fund Operating Expenses or the Example, affect the Fund's performance. During the most recent fiscal year, the Fund's portfolio turnover rate was 442% of the average value of its portfolio. The Fund's portfolio turnover rate is calculated without regard to cash instruments and most derivatives. If such instruments were included, the Fund's portfolio turnover rate might be significantly higher.

PRINCIPAL INVESTMENT STRATEGIES

Unlike a traditional index fund, the Fund's investment objective is to perform opposite the underlying index, and the Fund generally will not own the securities included in the underlying index. Instead, the Fund employs as its investment strategy a program of engaging in short sales of securities included in the underlying index and investing to a significant extent in derivative instruments, which primarily consist of equity index swaps and swaps on exchange-traded funds ("ETFs"), futures contracts, and options on securities, futures contracts, and stock indices. The Advisor expects to rebalance the Fund's positions daily to maintain exposure that is opposite to that of the underlying index. While the Fund may write (sell) and purchase swaps, it expects primarily to write swaps. The Fund's investment in derivatives serves as a substitute for directly selling short each of the securities included in the underlying index and produces inverse exposure to the underlying index. Certain of the Fund's derivatives investments may be traded in the over-the-counter ("OTC") market. Under normal circumstances, the Fund will invest at least 80% of its net assets, plus any borrowings for investment purposes, in financial instruments with economic characteristics that should perform opposite to the securities of companies included in the underlying index.

Investments in derivative instruments, such as futures, options and swap agreements, have the economic effect of creating financial leverage in the Fund's portfolio because such investments may give rise to losses that exceed the amount the Fund has invested in those instruments. Financial leverage will magnify, sometimes significantly, the Fund's exposure to any increase or decrease in prices associated with a particular reference asset resulting in increased volatility in the value of the Fund's portfolio. The value of the Fund's portfolio is likely to experience greater volatility over short-term periods. While such financial leverage has the potential to produce greater gains, it also may result in greater losses, which in some cases may cause the Fund to liquidate other portfolio investments at a loss to comply with limits on leverage and asset segregation requirements imposed by the Investment Company Act of 1940 or to meet redemption requests.

The S&P 500® Index is a capitalization-weighted index composed of 500 common stocks, which are chosen by the Standard & Poor's Corporation on a statistical basis, and which generally represent large-capitalization companies with capitalizations ranging from $1.5 billion to $1,200.3 billion as of March 31, 2020. To the extent the Fund's underlying index is concentrated in a particular industry the Fund will necessarily be concentrated in that industry.

While the Fund's sector exposure may vary over time, as of March 31, 2020, the Fund has significant exposure to the Communication Services Sector, Consumer Discretionary Sector, Financials Sector, Health Care Sector, and Information Technology Sector, as each sector is defined by the Global Industry Classification Standard, a widely recognized industry classification methodology developed by MSCI, Inc. and Standard & Poor's Financial Services LLC.

On a day-to-day basis, the Fund may hold U.S. government securities or cash equivalents. The Fund also may enter into repurchase agreements with counterparties that are deemed to present acceptable credit risks. In an effort to ensure that the Fund is fully invested on a day-to-day basis, the Fund may conduct any necessary trading activity at or just prior to the close of the U.S. financial markets. The Fund is non-diversified and, therefore, may invest a greater percentage of its assets in a particular issuer in comparison to a diversified fund.

The Fund may invest a portion of its assets, and at times, a substantial portion of its assets, in other short-term fixed-income investment companies advised by the Advisor, or an affiliate of the Advisor, for various purposes, including for liquidity management purposes (*e.g.*, to increase yield on liquid investments used to collateralize derivatives positions) or when such investment companies present a more cost-effective investment option than direct investments in the underlying securities. Investments in these investment companies will significantly increase the portfolio's exposure to certain other asset categories, including: (i) a broad range of high yield, high risk debt securities rated below the top four long-term rating categories by a nationally recognized statistical rating organization or, if unrated, determined by the Advisor to be of comparable quality (also known as "junk bonds"); (ii) securities issued by the U.S. government or its agencies and instrumentalities; (iii) collateralized loan obligations ("CLOs"), other asset-backed securities (including mortgage-backed securities) and similarly structured debt investments; and (iv) other short-term fixed income securities. Such investments will expose the Fund to the risks of these asset categories and increases or decreases in the value of these investments may cause the Fund to deviate from its investment objective.

PRINCIPAL RISKS

As with all mutual funds, a shareholder is subject to the risk that his or her investment could lose money. In addition to this risk, the Fund is subject to the principal risks described below.

ASSET-BACKED AND MORTGAGE-BACKED SECURITIES RISK—Through its investments in other investment companies, the Fund may have exposure to asset-backed securities, including mortgage-backed securities and structured finance investments. Investors in these securities generally receive payments that are part interest and part return of principal. These payments may vary based on the rate at which the underlying borrowers pay off their loans. Some asset-backed securities, including mortgage-backed securities, may have structures that make their reaction to interest rates and other factors difficult to predict, making their prices very volatile and they are subject to liquidity risk. The terms of many structured finance investments and other instruments are tied to the London Interbank Offered Rate ("LIBOR"), which functions as a reference rate or benchmark. It is anticipated that LIBOR will be discontinued at the end of 2021, which may cause increased volatility and illiquidity in the markets for instruments with terms tied to LIBOR or other adverse consequences for these instruments. These events may adversely affect the Fund and its investments in such instruments.

CLO RISK—Through its investments in other investment companies, the Fund may have exposure to CLOs. A CLO is a trust typically collateralized by a pool of loans, which may include, among others, domestic and foreign senior secured loans, senior unsecured loans, and subordinate corporate loans, including loans that may be rated below investment grade or equivalent unrated loans. The cash flows from the trust are split into two or more portions, called tranches, varying in risk and yield. CLO tranches can experience substantial losses due to actual defaults, increased sensitivity to defaults due to collateral default and disappearance of protecting tranches, market anticipation of defaults, as well as aversion to CLO securities as a class. The risks of an investment in a CLO depend largely on the type of the collateral securities and the class of the CLO in which the Fund invests.

COMPOUNDING RISK—In addition to the correlation risks described under "Correlation Risk," the Fund's returns are subject to the effects of compounding, which generally will cause the Fund's performance to not correlate to the performance of the benchmark over periods greater than a single day, before accounting for fees and fund expenses. Compounded returns are the result of reinvesting daily returns over periods greater than a single day. The Fund's compounded returns for periods greater than a single day will be different than the performance of the benchmark over the same period. The effects of compounding on the performance of the Fund will be more pronounced when the underlying index experiences increased volatility and over longer holding periods.

Fund performance for periods greater than one day can be estimated given any set of assumptions for the following factors: (a) underlying index performance; (b) underlying index volatility; (c) financing rates associated with leverage; (d) other Fund expenses; (e) dividends or interest paid by companies in the underlying index; and (f) period of time. The table below illustrates the impact of two principal factors – volatility and index performance – on Fund performance. The table shows estimated Fund returns for a number of combinations of performance and volatility over a one-year period. Performance shown in the table assumes: (a) no dividends paid by the companies included in the underlying index; (b) no Fund expenses; and (c) a cost of leverage of zero percent. If Fund expenses, including the cost of leverage, were included, the Fund's performance would be lower than shown.

Areas shaded lighter represent those scenarios where the Fund can be expected to return more than the inverse performance of the underlying index; conversely, areas shaded darker represent those scenarios where the Fund can be expected to return the same or less than the inverse performance of the underlying index.

Index Performance		**Annualized Volatility**				
1x	**-1x**	**10%**	**25%**	**50%**	**75%**	**100%**
-60%	**60%**	148%	132%	96%	42%	-6%
-50%	**50%**	98%	87%	57%	14%	-28%
-40%	**40%**	65%	56%	30%	-5%	-38%
-30%	**30%**	42%	34%	13%	-18%	-47%
-20%	**20%**	24%	18%	-3%	-28%	-54%
-10%	**10%**	10%	4%	-13%	-36%	-59%
0%	**0%**	-1%	-6%	-22%	-43%	-64%
10%	**-10%**	-10%	-15%	-29%	-48%	-67%
20%	**-20%**	-17%	-22%	-35%	-53%	-69%
30%	**-30%**	-24%	-28%	-40%	-56%	-71%
40%	**-40%**	-29%	-33%	-44%	-60%	-73%
50%	**-50%**	-34%	-37%	-48%	-62%	-76%
60%	**-60%**	-38%	-41%	-51%	-65%	-78%

The underlying index's annualized historical volatility rate for the five-year period ended March 31, 2020 is 13.65%. The underlying index's highest one-year volatility rate during the five-year period is 19.80%. The underlying index's annualized performance for the five-year period ended March 31, 2020 is 6.73%.

Historical underlying index volatility and performance are not indications of what the underlying index volatility and performance will be in the future. The table is intended to isolate the effects of the underlying index volatility and index performance on the return of the Fund, and underscore that the Fund is designed as a short-term trading vehicle for investors who intend to actively monitor and manage their portfolios.

CORRELATION RISK—A number of factors may affect the Fund's ability to achieve a high degree of correlation with its benchmark, including instances in which the Fund does not hold or have exposure to each component security of the underlying index and the effect of compounding on the Fund's returns, and there can be no guarantee that the Fund will achieve a high degree of correlation. Failure to achieve a high degree of correlation may prevent the Fund from achieving its investment objective. The Fund does not attempt to, and should not be expected to, provide returns which are the inverse of the returns of the underlying index for periods other than a single day. The risk of the Fund not achieving its daily investment objective will be more acute when the underlying index has an extreme one-day movement approaching 50%. **In addition, as a result of compounding, the Fund's performance for periods greater than a single day is likely to be either greater than or less than the performance of the inverse of the underlying index, before accounting for Fund fees and expenses.**

COUNTERPARTY CREDIT RISK—The Fund may invest in financial instruments involving counterparties that attempt to gain exposure to a particular group of securities, index or asset class without actually purchasing those securities or investments, or to hedge a position. The Fund's use of such financial instruments, including swap agreements, involves risks that are different from those associated with ordinary portfolio securities transactions. For example, the Fund is exposed to the risk that the counterparty may be unwilling or unable to make timely payments to meet

its contractual obligations or may fail to return holdings that are subject to the agreement with the counterparty. If the counterparty becomes bankrupt or defaults on its payment obligations to the Fund, the Fund may not receive the full amount that it is entitled to receive. If this occurs, the value of your shares in the Fund will decrease.

CREDIT RISK—The Fund could lose money if the debt securities or other instruments in which it invests decline in price, or the issuer or guarantor of such instrument fails to pay interest or principal when due because the issuer or guarantor of the instrument experiences an actual or perceived decline in its financial status. Generally, credit risk is increased when a portfolio security is downgraded or the perceived creditworthiness of the issuer or guarantor deteriorates, though the effect of any credit rating downgrade can be uncertain. To the extent the Fund invests in below investment grade instruments, it will be exposed to a greater amount of credit risk than a fund which only invests in investment grade securities. In addition, to the extent the Fund uses credit derivatives, such use will expose it to additional risk in the event that the bonds underlying the derivatives default. The degree of credit risk depends on the issuer's or guarantor's financial condition and on the terms of the instruments.

DERIVATIVES RISK—The Fund's investments in derivatives may pose risks in addition to and greater than those associated with investing directly in securities or other investments, including risks relating to leverage, imperfect correlations with underlying investments or the Fund's other portfolio holdings, high price volatility, lack of availability, counterparty credit, liquidity, valuation and legal restrictions. Their use is a highly specialized activity that involves investment techniques and risks different from those associated with ordinary portfolio securities transactions. If the Advisor is incorrect about its expectations of market conditions, the use of derivatives could also result in a loss, which in some cases may be unlimited. Certain risks are specific to the derivatives in which the Fund invests.

SWAP AGREEMENTS RISK—Swap agreements are contracts among the Fund and a counterparty to exchange the return of the pre-determined underlying investment (such as the rate of return of the underlying index). Swap agreements may be negotiated bilaterally and traded OTC between two parties or, in some instances, must be transacted through a futures commission merchant and cleared through a clearinghouse that serves as a central counterparty. Risks associated with the use of swap agreements are different from those associated with ordinary portfolio securities transactions, due in part to the fact they could be considered illiquid and many swaps trade on the OTC market. Swaps are particularly subject to counterparty credit, correlation, valuation, liquidity and leveraging risks. Certain standardized swaps are subject to mandatory central clearing. Central clearing is expected to reduce counterparty credit risk and increase liquidity, but central clearing does not make swap transactions risk-free.

FUTURES CONTRACTS RISK—Futures contracts are typically exchange-traded contracts that call for the future delivery of an asset at a certain price and date, or cash settlement of the terms of the contract. Risks of futures contracts may be caused by an imperfect correlation between movements in the price of the instruments and the price of the underlying securities. In addition, there is the risk that the Fund may not be able to enter into a closing transaction because of an illiquid market. Exchanges can limit the number of positions that can be held or controlled by the Fund or the Advisor, thus limiting the ability to implement the Fund's strategies. Futures markets are highly volatile and the use of futures may increase the volatility of the Fund's net asset value ("NAV"). Futures also are subject to leverage risks and to liquidity risk.

OPTIONS CONTRACTS RISK—Options or options on futures contracts give the holder of the option the right to buy (or to sell) a position in a security or in a contract to the writer of the option, at a certain price. They are subject to correlation risk because there may be an imperfect correlation between the options and the securities markets that cause a given transaction to fail to achieve its objectives. The successful use of options depends on the Advisor's ability to correctly predict future price fluctuations and the degree of correlation between the options and securities markets. Exchanges can limit the number of positions that can be held or controlled by the Fund or the Advisor, thus limiting the ability to implement the Fund's strategies. Options also are particularly subject to leverage risk and can be subject to liquidity risk.

EARLY CLOSING RISK—The Fund is subject to the risk that unanticipated early closings of securities exchanges and other financial markets may result in the Fund's inability to buy or sell securities or other financial instruments on that day and may cause the Fund to incur substantial trading losses.

EQUITY RISK—The Fund is subject to the risk that the value of the equity securities and equity-based derivatives in the Fund's portfolio will decline due to volatility in the equity market caused by general market and economic conditions, perceptions regarding particular industries represented in the equity market, or factors relating to specific companies to which the Fund has investment exposure.

HIGH YIELD AND UNRATED SECURITIES RISK—The Fund's exposure to higher yielding, below investment grade and unrated high risk debt securities (commonly known as "junk bonds") may present additional risk because these securities may be less liquid and present greater credit risk than investment grade bonds. The price of high yield securities tends to be subject to greater volatility due to issuer-specific operating results and outlook and to real or perceived adverse economic and competitive industry conditions. This exposure may be obtained through investments in other investment companies.

INTEREST RATE RISK—The market value of fixed income investments and related financial instruments will change in response to interest rate changes. During periods of falling interest rates, the values of fixed income securities generally rise. Conversely, during periods of rising interest rates, the values of such securities generally decline. Securities with greater interest rate sensitivity and longer maturities generally are subject to greater fluctuations in value. The Fund may invest in variable and floating rate securities. Although these instruments are generally less sensitive to interest rate changes than fixed rate instruments, the value of floating rate and variable securities may decline if their interest rates do not rise as quickly, or as much, as general interest rates. Changes in government or central bank policy, including changes in tax policy or changes in a central bank's implementation of specific policy goals, may have a substantial impact on interest rates, and could have an adverse effect on prices for fixed income securities and on the performance of the Fund. In particular, interest rates in the U.S. are at or near historically low levels and as a result, fixed income securities markets may experience heightened levels of interest rate risk. Any unexpected or sudden reversal of the fiscal policy underlying current interest rate levels could adversely affect the value of the Fund. There can be no guarantee that any particular government or central bank policy will be continued, discontinued or changed, nor that any such policy will have the desired effect on interest rates.

INVESTMENT IN INVESTMENT VEHICLES RISK—Investing in other investment vehicles, including ETFs, closed-end funds, affiliated short-term fixed income funds and other mutual funds, subjects the Fund to those risks affecting the investment vehicle, including the possibility that the value of the underlying securities held by the investment vehicle could decrease or the portfolio becomes illiquid. Moreover, the Fund and its shareholders will incur its pro rata share of the underlying vehicles' expenses, which will reduce the Fund's performance. In addition, investments in an ETF are subject to, among other risks, the risk that the ETF's shares may trade at a discount or premium relative to the NAV of the shares and the listing exchange may halt trading of the ETF's shares.

INVESTMENT IN LOANS RISK—Investing in loans involves special types of risks, including credit risk, interest rate risk, counterparty risk and prepayment risk. Loans may offer a fixed or floating interest rate. Loans are often generally below investment grade and may be unrated. Loans may be difficult to value and some can be subject to liquidity risk.

LARGE-CAPITALIZATION SECURITIES RISK—The Fund is subject to the risk that large-capitalization stocks may outperform other segments of the equity market or the equity market as a whole. Larger, more established companies may be unable to respond quickly to new competitive challenges such as changes in technology and may not be able to attain the high growth rate of smaller companies, especially during extended periods of economic expansion.

LIQUIDITY AND VALUATION RISK—In certain circumstances, it may be difficult for the Fund to purchase and sell a particular investment within a reasonable time at a fair price, or the price at which it has been valued by the Advisor for purposes of the Fund's NAV, causing the Fund to be less liquid. While the Fund intends to invest in liquid securities and financial instruments, under certain market conditions, such as when trading in a particular investment has been halted temporarily by an exchange because the maximum price change of that investment has been realized, it may be difficult or impossible for the Fund to liquidate such investments. In addition, the ability of the Fund to assign an accurate daily value to certain investments may be difficult, and the Advisor may be required to fair value the investments.

MARKET RISK—The market value of the securities and derivatives held by the Fund may fluctuate over time in response to factors affecting individual companies or other factors such as changing economic, political or financial markets.

NON-DIVERSIFICATION RISK—The Fund is considered non-diversified and can invest a greater portion of its assets in securities of individual issuers than a diversified fund. As a result, changes in the market value of a single issuer's securities could cause greater fluctuations in the value of Fund shares than would occur in a diversified fund. The Fund may become diversified for periods of time solely as a result of changes in the composition of the underlying index (*e.g.*, changes in the relative market capitalization or weights of one or more index component stocks).

OTC TRADING RISK—Certain of the derivatives in which the Fund may invest may be traded (and privately negotiated) in the OTC market. While the OTC derivatives market is the primary trading venue for many derivatives, it is largely unregulated and provides for less transparency than a national securities or commodities exchange. As a result and similar to other privately negotiated contracts, the Fund is subject to counterparty credit risk with respect to such derivatives contracts.

PASSIVE INVESTMENT RISK—The Fund is not actively managed and the Advisor does not attempt to take defensive positions in rising markets. Therefore, the Fund may be subject to greater losses in a rising market than a fund that is actively managed.

PORTFOLIO TURNOVER RISK—Periodic rebalancing of the Fund's holdings pursuant to its daily investment objective may lead to a greater number of portfolio transactions in the Fund than experienced by other mutual funds. Such frequent and active trading may lead to significantly higher transaction costs because of increased broker commissions associated with such transactions.

PREPAYMENT AND EXTENSION RISK—Prepayment risk is the risk that the principal on mortgage-backed securities, other asset-backed securities or any debt security with an embedded call option may be prepaid at any time, which could reduce the security's yield and market value. In the case of prepayment risk, if the investment is converted, prepaid or redeemed before maturity, the portfolio manager may not be able to invest the proceeds in other investments providing as high a level of income, resulting in a reduced yield to the Fund. The rate of prepayments tends to increase as interest rates fall, which could cause the average maturity of the portfolio to shorten. Conversely, extension risk is the risk that an unexpected rise in interest rates will extend the life of a mortgage- or asset-backed security beyond the prepayment time. If the Fund's investments are locked in at a lower interest rate for a longer period of time, the portfolio manager may be unable to capitalize on securities with higher interest rates or wider spreads.

REGULATORY AND LEGAL RISK—U.S. and non-U.S. governmental agencies and other regulators regularly implement additional regulations and legislators pass new laws that affect the investments held by the Fund, the strategies used by the Fund or the level of regulation or taxation applying to the Fund (such as regulations related to investments in derivatives and other transactions). These regulations and laws impact the investment strategies, performance, costs and operations of the Fund or taxation of shareholders.

REPURCHASE AGREEMENT RISK—The Fund's investment in repurchase agreements may be subject to market and credit risk with respect to the collateral securing the repurchase agreements. Investments in repurchase agreements also may be subject to the risk that the market value of the underlying obligations may decline prior to the expiration of the repurchase agreement term.

SECTOR RISK—The Fund is subject to the Sector Risks described below.

> ***Communication Services Sector Risk.*** The Fund's investments are exposed to issuers conducting business in the Communication Services Sector. The Communication Services Sector includes companies that facilitate communication and offer related content and information through various mediums. It includes telecom and media & entertainment companies including producers of interactive gaming products and companies engaged in content and information creation or distribution through proprietary platforms. The Fund is subject to the risk that the securities of such issuers will underperform the market as a whole due to legislative or regulatory changes, adverse market conditions and/or increased competition affecting the Communication Services Sector. The performance of companies operating in the Communication Services Sector has historically been closely tied to the performance of the overall economy, and also is affected by economic growth, consumer confidence, attitudes and spending. Increased sensitivity to short product cycles and aggressive pricing, challenges in bringing products to market and changes in demographics and consumer

tastes also can affect the demand for, and success of, communication services products and services in the marketplace.

Consumer Discretionary Sector Risk. The Fund's investments are exposed to issuers conducting business in the Consumer Discretionary Sector. The manufacturing segment of the Consumer Discretionary Sector includes automotive, household durable goods, leisure equipment and textiles and apparel. The services segment includes hotels, restaurants and other leisure facilities, media production and services, and consumer retailing and services. The Fund is subject to the risk that the securities of such issuers will underperform the market as a whole due to legislative or regulatory changes, adverse market conditions and/or increased competition affecting the Consumer Discretionary Sector. The performance of companies operating in the Consumer Discretionary Sector has historically been closely tied to the performance of the overall economy, and also is affected by economic growth, consumer confidence, attitudes and spending. Changes in demographics and consumer tastes also can affect the demand for, and success of, consumer products and services in the marketplace. Moreover, the Consumer Discretionary Sector encompasses those businesses that tend to be the most sensitive to economic cycles.

Financials Sector Risk. The Fund's investments are exposed to issuers conducting business in the Financials Sector. The Financials Sector includes companies involved in banking, thrifts and mortgage finance, specialized finance, consumer finance, asset management and custody banks, investment banking and brokerage, and insurance. It also includes the Financial Exchanges & Data and Mortgage Real Estate Investment Trusts (REITs) sub-industries. Certain Financials Sector issuers serve as counterparties with which the Fund may enter into derivatives agreements or other similar contractual arrangements. The Fund is subject to the risk that the securities of such issuers will underperform the market as a whole due to legislative or regulatory changes, adverse market conditions and/or increased competition affecting the Financials Sector, which may adversely affect a company's ability to fulfill its obligations as a financial counterparty. Companies operating in the Financials Sector are subject to extensive government regulation, which may limit the financial commitments they can make and the interest rates and fees they can charge. Profitability is largely dependent on the availability and cost of capital funds, and may fluctuate significantly when interest rates change or due to increased competition.

Health Care Sector Risk. The Fund's investments are exposed to issuers conducting business in the Health Care Sector. The Health Care Sector includes health care providers and services, companies that manufacture and distribute health care equipment and supplies, and health care technology companies. It also includes companies involved in the research, development, production and marketing of pharmaceuticals and biotechnology products. The Fund is subject to the risk that the securities of such issuers will underperform the market as a whole due to legislative or regulatory changes, adverse market conditions and/or increased competition affecting the Health Care Sector. The prices of the securities of companies operating in the Health Care Sector are closely tied to government regulation and approval of their products and services, which can have a significant effect on the price and availability of those products and services.

Information Technology Sector Risk. The Fund's investments are exposed to issuers conducting business in the Information Technology Sector. The Information Technology Sector includes companies that offer software and information technology services, manufacturers and distributors of technology hardware and equipment such as communications equipment, cellular phones, computers and peripherals, electronic equipment and related instruments and semiconductors. The Fund is subject to the risk that the securities of such issuers will underperform the market as a whole due to legislative or regulatory changes, adverse market conditions and/or increased competition affecting the Information Technology Sector. The prices of the securities of companies operating in the Information Technology Sector are closely tied to market competition, increased sensitivity to short product cycles and aggressive pricing, and problems with bringing products to market.

SHAREHOLDER TRADING RISK—The Fund may be used as a tool for certain investors that employ trading strategies involving frequent trading. Such trading strategies may lead to increased portfolio turnover in the Fund and higher transaction costs. Large movements of assets into and out of the Fund due to active or frequent trading also may adversely affect the Fund's ability to achieve its investment objective.

SHORT SALES AND SHORT EXPOSURE RISK—Short selling a security involves selling a borrowed security with the expectation that the value of that security will decline, so that the security may be purchased at a lower price when returning the borrowed security. A short exposure through a derivative exposes the Fund to counterparty credit risk and leverage risk. The risk for loss on a short sale or other short exposure is greater than a direct investment in the security itself because the price of the borrowed security may rise, thereby increasing the price at which the security must be purchased. The risk of loss through a short sale or other short exposure may in some cases be theoretically unlimited. Government actions also may affect the Fund's ability to engage in short selling.

TEMPORARY DEFENSIVE INVESTMENT RISK—The Advisor generally does not attempt to take defensive positions in the Fund in declining markets. Therefore, the Fund may be subject to greater losses in a declining market than a fund that does take defensive positions in declining markets.

TRACKING ERROR RISK—The Advisor may not be able to cause the Fund's performance to match that of the Fund's benchmark, either on a daily or aggregate basis. Factors such as Fund expenses, imperfect correlation between the Fund's investments and those of the underlying index, rounding of share prices, changes to the composition of the underlying index, regulatory policies, and high portfolio turnover rate all contribute to tracking error. Tracking error may cause the Fund's performance to be less than you expect.

TRADING HALT RISK—The Fund typically will hold futures contracts and short-term options. The major exchanges on which these contracts are traded, such as the Chicago Mercantile Exchange, have established limits on how much the trading price of a futures contract or option may decline over various time periods within a day, and may halt trading in a contract that exceeds such limits. If a trading halt occurs, the Fund may temporarily be unable to purchase or sell certain securities, futures contracts or options. Such a trading halt near the time the Fund prices its shares may limit the Fund's ability to fully invest its assets, which could increase tracking error and adversely affect performance, and may prevent the Fund from achieving its investment objective.

U.S. GOVERNMENT SECURITIES RISK—U.S. government securities may or may not be backed by the full faith and credit of the U.S. government. The value of U.S. government securities will fluctuate and such securities are subject to the risks associated with fixed-income and debt securities, particularly interest rate and credit risk.

PERFORMANCE INFORMATION

The following bar chart shows the performance of the shares of the Fund from year to year. The variability of performance over time provides an indication of the risks of investing in the Fund. The following table shows the performance of the shares of the Fund as an average over different periods of time in comparison to the performance of a broad-based market index. The figures in the bar chart and table assume the reinvestment of dividends and capital gains distributions. The performance information below does not reflect fees and expenses of any variable contract that may use the Fund as its underlying investment and would be lower if it did. Of course, this past performance (before taxes) does not necessarily indicate how the Fund will perform in the future.

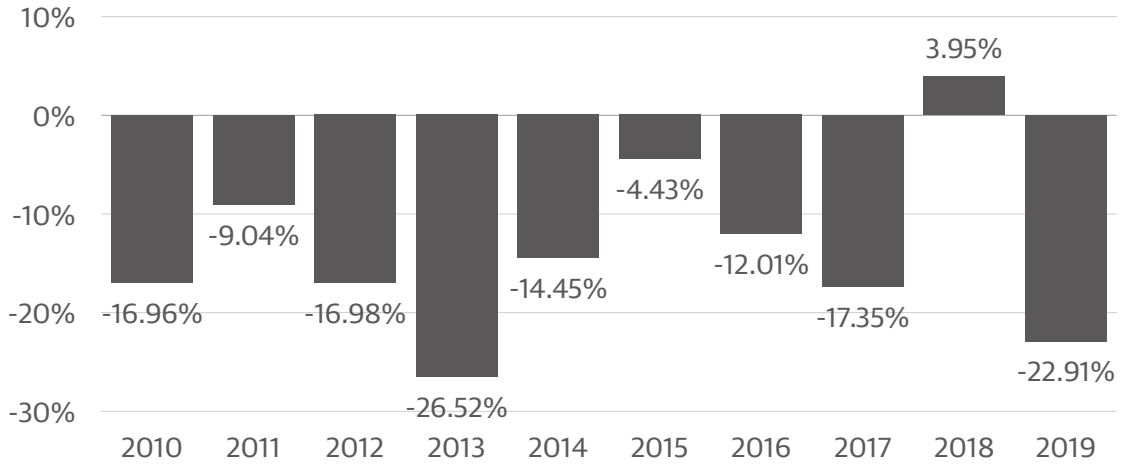

Highest Quarter Return		Lowest Quarter Return	
Q4 2018	14.64%	Q4 2011	-12.43%

AVERAGE ANNUAL TOTAL RETURN

(for periods ended December 31, 2019)

	Past 1 Year	Past 5 Years	Past 10 Years
Inverse S&P 500® Strategy Fund	-22.91%	-11.04%	-14.07%
S&P 500® Index *(reflects no deduction for fees, expenses or taxes)*	31.49%	11.70%	13.56%

MANAGEMENT

INVESTMENT ADVISOR

Security Investors, LLC, which operates under the name Guggenheim Investments, serves as the investment adviser of the Fund.

PORTFOLIO MANAGERS

- **Michael P. Byrum**, CFA, Senior Vice President. Mr. Byrum has been associated with the Advisor since 1993.
- **Ryan A. Harder,** CFA, Portfolio Manager. Mr. Harder has been associated with the Advisor since 2004.

PURCHASE AND SALE OF FUND SHARES

Shares of the Fund are purchased by insurance companies for their separate accounts to fund variable life insurance and variable annuity contracts. All orders for the purchase of shares are subject to acceptance or rejection by the Trust. All redemption requests will be processed and payment with respect thereto will be made within seven days after tender.

TAX INFORMATION

The tax consequences of your investment in the Fund depend on the provisions of the annuity or life insurance program through which you invest. For more information on taxes, please refer to the accompanying prospectus of the annuity or life insurance program through which Fund shares are offered.

IMPORTANT INFORMATION ABOUT THE FUND

The Mid-Cap 1.5x Strategy Fund (the "Fund") is very different from most other mutual funds in that it seeks **daily leveraged** investment results. As a result, the Fund may be riskier than alternatives that do not use leverage because the performance of an investment in the Fund is magnified.

The effect of leverage on the Fund will generally cause the Fund's performance to not correlate to the performance of the Fund's benchmark (as described below) over a period of time greater than a single trading day. This means that the return of the Fund for a period of longer than a single trading day will be the result of each day's compounded returns over the period, which will very likely differ from 150% of the return of the Fund's underlying index (as defined below) for that period. As a consequence, especially in periods of market volatility, the path or trend of the benchmark during the longer period may be at least as important to the Fund's cumulative return for the longer period as the cumulative return of the benchmark for the relevant longer period. Further, the return for investors who invest for a period longer than a single trading day will not be the product of the return of the Fund's stated investment goal (*i.e.*, 1.5x) and the cumulative performance of the benchmark.

The Fund is not suitable for all investors. The Fund should be utilized only by investors who (a) understand the risks associated with the use of leverage, (b) understand the consequences of seeking daily leveraged investment results, and (c) intend to actively monitor and manage their investments. Investors who do not meet these criteria should not buy shares of the Fund. An investment in the Fund is not a complete investment program.

INVESTMENT OBJECTIVE

The Fund seeks to provide investment results that correlate, before fees and expenses, to the performance of a specific benchmark for mid-cap securities on a daily basis. The Fund's current benchmark is 150% of the performance of the S&P MidCap 400® Index (the "underlying index"). The Fund does not seek to achieve its investment objective over a period of time greater than one day.

FEES AND EXPENSES OF THE FUND

This table describes the fees and expenses that you may pay if you buy and hold shares of the Fund. Owners of variable annuity and insurance contracts that invest in the Fund also should refer to the variable insurance contract prospectus for a description of fees and expenses that may be deducted at the separate account level or contract level for any charges that may be incurred under a contract. If the information below were to reflect the deduction of insurance charges, fees and expenses would be higher.

SHAREHOLDER FEES *(fees paid directly from your investment)*	N/A
ANNUAL FUND OPERATING EXPENSES *(expenses that you pay each year as a percentage of the value of your investment)*	
Management Fees	0.90%
Other Expenses*	0.97%
Acquired Fund Fees and Expenses	0.11%
Total Annual Fund Operating Expenses**	1.98%
Fee Waiver***	-0.07%
Total Annual Fund Operating Expenses After Fee Waiver**	1.91%

* "Other Expenses" does not include fees paid to the Fund's swap contract counterparties, or the management fees, performance fees, and expenses of the reference assets or trading vehicles underlying such swap contracts. These fees and expenses, which are not reflected in this Annual Fund Operating Expenses table, are embedded in the returns of the swap contracts (*i.e.*, the fees and expenses reduce the investment returns of the swap contracts) and represent an indirect cost of investing in the Fund.

** The Total Annual Fund Operating Expenses and Total Annual Fund Operating Expenses After Fee Waiver in this fee table may not correlate to the expense ratios in the Fund's financial highlights and financial statements because the financial highlights and financial statements reflect only the operating expenses of the Fund and do

not include Acquired Fund Fees and Expenses, which are fees and expenses incurred indirectly by the Fund through its investments in certain underlying investment companies.

*** The Advisor has contractually agreed through May 1, 2021, to waive the amount of the Fund's management fee to the extent necessary to offset the proportionate share of any management fee paid by the Fund with respect to any Fund investment in an underlying fund for which the Advisor or any of its affiliates also serves as investment manager. The agreement may be terminated by the Advisor at the conclusion of any one-year term or by the Fund's Board of Trustees at any time, and when the Advisor ceases to serve as such.

EXAMPLE

This Example is intended to help you compare the cost of investing in the Fund with the cost of investing in other mutual funds. The Example does not reflect the fees and expenses which are, or may be, imposed under your variable insurance contract. If the Example were to reflect the deduction of such charges, the costs shown would be greater. The Example assumes that you invest $10,000 in the Fund for the time periods indicated and then redeem all of your shares at the end of those periods. The Example also assumes that your investment has a 5% return each year and that the Fund's operating expenses remain the same. Although your actual costs may be higher or lower, based on these assumptions your costs would be:

1 Year	3 Years	5 Years	10 Years
$194	$615	$1,061	$2,301

PORTFOLIO TURNOVER

The Fund pays transaction costs, such as commissions, when it buys and sells securities (or "turns over" its portfolio). A higher portfolio turnover rate may indicate higher transaction costs. These costs, which are not reflected in the Total Annual Fund Operating Expenses or the Example, affect the Fund's performance. During the most recent fiscal year, the Fund's portfolio turnover rate was 274% of the average value of its portfolio. The Fund's portfolio turnover rate is calculated without regard to cash instruments and most derivatives. If such instruments were included, the Fund's portfolio turnover rate might be significantly higher.

PRINCIPAL INVESTMENT STRATEGIES

The Fund employs as its investment strategy a program of investing in the common stock of companies that are generally within the capitalization range of the underlying index and derivative instruments, which primarily consist of equity index swaps and swaps on exchange-traded funds ("ETFs"), futures contracts, and options on securities, futures contracts, and stock indices. While the Fund may write (sell) and purchase swaps, it expects primarily to purchase swaps. Swap agreements and futures and options contracts, if used properly, may enable the Fund to meet its objective by increasing the Fund's exposure to the securities included in the underlying index or to securities whose performance is highly correlated to that of the Fund's benchmark. The Advisor attempts to consistently apply leverage to increase the Fund's exposure to 150% of the underlying index, and expects to rebalance the Fund's holdings daily to maintain such exposure. As a result, the Fund's use of derivatives and the leveraged investment exposure created by such use are expected to be significant. Certain of the Fund's derivatives investments may be traded in the over-the-counter ("OTC") market. Under normal circumstances, the Fund will invest at least 80% of its net assets, plus any borrowings for investment purposes, in securities of companies included in the underlying index and derivatives and other instruments whose performance is expected to correspond to that of the Fund's benchmark.

Investments in derivative instruments, such as futures, options and swap agreements, have the economic effect of creating financial leverage in the Fund's portfolio because such investments may give rise to losses that exceed the amount the Fund has invested in those instruments. Financial leverage will magnify, sometimes significantly, the Fund's exposure to any increase or decrease in prices associated with a particular reference asset resulting in increased volatility in the value of the Fund's portfolio. The value of the Fund's portfolio is likely to experience greater volatility over short-term periods. While such financial leverage has the potential to produce greater gains, it also may result in greater losses, which in some cases may cause the Fund to liquidate other portfolio investments at a loss to comply with limits on leverage and asset segregation requirements imposed by the Investment Company Act of 1940 or to meet redemption requests.

The S&P MidCap 400® Index is a modified capitalization-weighted index composed of 400 mid-cap stocks chosen by S&P for market size, liquidity, and industry group representation. The S&P MidCap 400® Index covers approximately 7% of the U.S. equities market and generally represents mid-capitalization companies with capitalizations ranging

from $289.3 million to $12.6 billion as of March 31, 2020. To the extent the Fund's underlying index is concentrated in a particular industry the Fund will necessarily be concentrated in that industry. While the Fund's sector exposure may vary over time, as of March 31, 2020, the Fund has significant exposure to the Consumer Discretionary Sector, Financials Sector, Health Care Sector, Industrials Sector, Information Technology Sector, and Real Estate Sector, as each sector is defined by the Global Industry Classification Standard, a widely recognized industry classification methodology developed by MSCI, Inc. and Standard & Poor's Financial Services LLC.

On a day-to-day basis, the Fund may hold U.S. government securities or cash equivalents. The Fund also may enter into repurchase agreements with counterparties that are deemed to present acceptable credit risks. In an effort to ensure that the Fund is fully invested on a day-to-day basis, the Fund may conduct any necessary trading activity at or just prior to the close of the U.S. financial markets. The Fund is non-diversified and, therefore, may invest a greater percentage of its assets in a particular issuer in comparison to a diversified fund.

The Fund may invest a portion of its assets, and at times, a substantial portion of its assets, in other short-term fixed-income investment companies advised by the Advisor, or an affiliate of the Advisor, for various purposes, including for liquidity management purposes (*e.g.*, to increase yield on liquid investments used to collateralize derivatives positions) or when such investment companies present a more cost-effective investment option than direct investments in the underlying securities. Investments in these investment companies will significantly increase the portfolio's exposure to certain other asset categories, including: (i) a broad range of high yield, high risk debt securities rated below the top four long-term rating categories by a nationally recognized statistical rating organization or, if unrated, determined by the Advisor to be of comparable quality (also known as "junk bonds"); (ii) securities issued by the U.S. government or its agencies and instrumentalities; (iii) collateralized loan obligations ("CLOs"), other asset-backed securities (including mortgage-backed securities) and similarly structured debt investments; and (iv) other short-term fixed income securities. Such investments will expose the Fund to the risks of these asset categories and increases or decreases in the value of these investments may cause the Fund to deviate from its investment objective.

PRINCIPAL RISKS

As with all mutual funds, a shareholder is subject to the risk that his or her investment could lose money. In addition to this risk, the Fund is subject to the principal risks described below.

ASSET-BACKED AND MORTGAGE-BACKED SECURITIES RISK—Through its investments in other investment companies, the Fund may have exposure to asset-backed securities, including mortgage-backed securities and structured finance investments. Investors in these securities generally receive payments that are part interest and part return of principal. These payments may vary based on the rate at which the underlying borrowers pay off their loans. Some asset-backed securities, including mortgage-backed securities, may have structures that make their reaction to interest rates and other factors difficult to predict, making their prices very volatile and they are subject to liquidity risk. The terms of many structured finance investments and other instruments are tied to the London Interbank Offered Rate ("LIBOR"), which functions as a reference rate or benchmark. It is anticipated that LIBOR will be discontinued at the end of 2021, which may cause increased volatility and illiquidity in the markets for instruments with terms tied to LIBOR or other adverse consequences for these instruments. These events may adversely affect the Fund and its investments in such instruments.

CLO RISK—Through its investments in other investment companies, the Fund may have exposure to CLOs. A CLO is a trust typically collateralized by a pool of loans, which may include, among others, domestic and foreign senior secured loans, senior unsecured loans, and subordinate corporate loans, including loans that may be rated below investment grade or equivalent unrated loans. The cash flows from the trust are split into two or more portions, called tranches, varying in risk and yield. CLO tranches can experience substantial losses due to actual defaults, increased sensitivity to defaults due to collateral default and disappearance of protecting tranches, market anticipation of defaults, as well as aversion to CLO securities as a class. The risks of an investment in a CLO depend largely on the type of the collateral securities and the class of the CLO in which the Fund invests.

COMPOUNDING RISK—In addition to the correlation risks described under "Correlation Risk," the Fund's returns are subject to the effects of compounding, which generally will cause the Fund's performance to not correlate to the performance of the benchmark over periods greater than a single day, before accounting for fees and fund expenses. Compounded returns are the result of reinvesting daily returns over periods greater than a single day. The Fund's compounded returns for periods greater than a single day will be different than the performance of the benchmark over the same period. The effects of compounding on the performance of the Fund will be more pronounced when

the underlying index experiences increased volatility, the greater the leverage employed in the Fund, and over longer holding periods.

Compounding affects the performance of all investments over time, but has a more significant effect on a leveraged index fund because the magnified changes in performance produced by the use of leverage lead to greater increases and decreases in the fund's daily returns which are then compounded over time. The effects of compounding, therefore, have a more significant effect on the Fund because it seeks to match a multiple of the performance of the Fund's underlying index on a daily basis.

Fund performance for periods greater than one day can be estimated given any set of assumptions for the following factors: (a) underlying index performance; (b) underlying index volatility; (c) financing rates associated with leverage; (d) other Fund expenses; (e) dividends or interest paid by companies in the underlying index; and (f) period of time. The table below illustrates the impact of two principal factors – volatility and index performance – on Fund performance. The table shows estimated Fund returns for a number of combinations of performance and volatility over a one-year period. Performance shown in the table assumes: (a) no dividends paid by the companies included in the underlying index; (b) no Fund expenses; and (c) a cost of leverage of zero percent. If Fund expenses, including the cost of leverage, were included, the Fund's performance would be lower than shown.

Areas shaded lighter represent those scenarios where the Fund can be expected to return more than 150% of the performance of the underlying index; conversely, areas shaded darker represent those scenarios where the Fund can be expected to return less than 150% of the performance of the underlying index.

Index Performance		**Annualized Volatility**				
1x	**1.5x**	**10%**	**25%**	**50%**	**75%**	**100%**
-60%	**-90%**	-75%	-75%	-77%	-79%	-83%
-50%	**-75%**	-65%	-65%	-68%	-72%	-76%
-40%	**-60%**	-54%	-55%	-58%	-62%	-68%
-30%	**-45%**	-42%	-43%	-47%	-52%	-60%
-20%	**-30%**	-29%	-31%	-34%	-42%	-51%
-10%	**-15%**	-15%	-17%	-23%	-32%	-41%
0%	**0%**	0%	-2%	-9%	-19%	-32%
10%	**15%**	14%	13%	5%	-6%	-21%
20%	**30%**	31%	29%	19%	9%	-9%
30%	**45%**	47%	45%	35%	20%	2%
40%	**60%**	65%	62%	50%	35%	13%
50%	**75%**	83%	79%	68%	49%	25%
60%	**90%**	102%	98%	85%	63%	38%

The underlying index's annualized historical volatility rate for the five-year period ended March 31, 2020 is 17.27%. The underlying index's highest one-year volatility rate during the five-year period is 26.67%. The underlying index's annualized performance for the five-year period ended March 31, 2020 is 0.56%.

Historical underlying index volatility and performance are not indications of what the underlying index volatility and performance will be in the future. The table is intended to isolate the effects of the underlying index volatility and index performance on the return of the Fund, and underscore that the Fund is designed as a short-term trading vehicle for investors who intend to actively monitor and manage their portfolios.

CORRELATION RISK—A number of factors may affect the Fund's ability to achieve a high degree of correlation with its benchmark, including instances in which the Fund does not hold or have exposure to each component security of the underlying index and the effect of compounding on the Fund's returns, and there can be no guarantee that the Fund will achieve a high degree of correlation. Failure to achieve a high degree of correlation may prevent the Fund from achieving its investment objective. The Fund does not attempt to, and should not be expected to, provide returns which are a multiple of the returns of the underlying index for periods other than a single day. The risk of the Fund not achieving its daily investment objective will be more acute when the underlying index has an extreme one-day

movement approaching 50%. **In addition, as a result of compounding, the Fund's performance for periods greater than a single day is likely to be either greater than or less than the performance of the underlying index times the stated multiple in the Fund's investment objective, before accounting for Fund fees and expenses.**

COUNTERPARTY CREDIT RISK—The Fund may invest in financial instruments involving counterparties that attempt to gain exposure to a particular group of securities, index or asset class without actually purchasing those securities or investments, or to hedge a position. The Fund's use of such financial instruments, including swap agreements, involves risks that are different from those associated with ordinary portfolio securities transactions. For example, the Fund is exposed to the risk that the counterparty may be unwilling or unable to make timely payments to meet its contractual obligations or may fail to return holdings that are subject to the agreement with the counterparty. If the counterparty becomes bankrupt or defaults on its payment obligations to the Fund, the Fund may not receive the full amount that it is entitled to receive. If this occurs, the value of your shares in the Fund will decrease.

CREDIT RISK—The Fund could lose money if the debt securities or other instruments in which it invests decline in price, or the issuer or guarantor of such instrument fails to pay interest or principal when due because the issuer or guarantor of the instrument experiences an actual or perceived decline in its financial status. Generally, credit risk is increased when a portfolio security is downgraded or the perceived creditworthiness of the issuer or guarantor deteriorates, though the effect of any credit rating downgrade can be uncertain. To the extent the Fund invests in below investment grade instruments, it will be exposed to a greater amount of credit risk than a fund which only invests in investment grade securities. In addition, to the extent the Fund uses credit derivatives, such use will expose it to additional risk in the event that the bonds underlying the derivatives default. The degree of credit risk depends on the issuer's or guarantor's financial condition and on the terms of the instruments.

DERIVATIVES RISK—The Fund's investments in derivatives may pose risks in addition to and greater than those associated with investing directly in securities or other investments, including risks relating to leverage, imperfect correlations with underlying investments or the Fund's other portfolio holdings, high price volatility, lack of availability, counterparty credit, liquidity, valuation and legal restrictions. Their use is a highly specialized activity that involves investment techniques and risks different from those associated with ordinary portfolio securities transactions. If the Advisor is incorrect about its expectations of market conditions, the use of derivatives could also result in a loss, which in some cases may be unlimited. Certain risks are specific to the derivatives in which the Fund invests.

SWAP AGREEMENTS RISK—Swap agreements are contracts among the Fund and a counterparty to exchange the return of the pre-determined underlying investment (such as the rate of return of the underlying index). Swap agreements may be negotiated bilaterally and traded OTC between two parties or, in some instances, must be transacted through a futures commission merchant and cleared through a clearinghouse that serves as a central counterparty. Risks associated with the use of swap agreements are different from those associated with ordinary portfolio securities transactions, due in part to the fact they could be considered illiquid and many swaps trade on the OTC market. Swaps are particularly subject to counterparty credit, correlation, valuation, liquidity and leveraging risks. Certain standardized swaps are subject to mandatory central clearing. Central clearing is expected to reduce counterparty credit risk and increase liquidity, but central clearing does not make swap transactions risk-free.

FUTURES CONTRACTS RISK—Futures contracts are typically exchange-traded contracts that call for the future delivery of an asset at a certain price and date, or cash settlement of the terms of the contract. Risks of futures contracts may be caused by an imperfect correlation between movements in the price of the instruments and the price of the underlying securities. In addition, there is the risk that the Fund may not be able to enter into a closing transaction because of an illiquid market. Exchanges can limit the number of positions that can be held or controlled by the Fund or the Advisor, thus limiting the ability to implement the Fund's strategies. Futures markets are highly volatile and the use of futures may increase the volatility of the Fund's net asset value ("NAV"). Futures also are subject to leverage risks and to liquidity risk.

OPTIONS CONTRACTS RISK—Options or options on futures contracts give the holder of the option the right to buy (or to sell) a position in a security or in a contract to the writer of the option, at a certain price. They are subject to correlation risk because there may be an imperfect correlation between the options and the securities markets that cause a given transaction to fail to achieve its objectives. The successful use of options depends on the Advisor's ability to correctly predict future price fluctuations and the degree of correlation between the

options and securities markets. Exchanges can limit the number of positions that can be held or controlled by the Fund or the Advisor, thus limiting the ability to implement the Fund's strategies. Options also are particularly subject to leverage risk and can be subject to liquidity risk.

EARLY CLOSING RISK—The Fund is subject to the risk that unanticipated early closings of securities exchanges and other financial markets may result in the Fund's inability to buy or sell securities or other financial instruments on that day and may cause the Fund to incur substantial trading losses.

EQUITY RISK—The Fund is subject to the risk that the value of the equity securities and equity-based derivatives in the Fund's portfolio will decline due to volatility in the equity market caused by general market and economic conditions, perceptions regarding particular industries represented in the equity market, or factors relating to specific companies to which the Fund has investment exposure.

HIGH YIELD AND UNRATED SECURITIES RISK—The Fund's exposure to higher yielding, below investment grade and unrated high risk debt securities (commonly known as "junk bonds") may present additional risk because these securities may be less liquid and present greater credit risk than investment grade bonds. The price of high yield securities tends to be subject to greater volatility due to issuer-specific operating results and outlook and to real or perceived adverse economic and competitive industry conditions. This exposure may be obtained through investments in other investment companies.

INTEREST RATE RISK—The market value of fixed income investments and related financial instruments will change in response to interest rate changes. During periods of falling interest rates, the values of fixed income securities generally rise. Conversely, during periods of rising interest rates, the values of such securities generally decline. Securities with greater interest rate sensitivity and longer maturities generally are subject to greater fluctuations in value. The Fund may invest in variable and floating rate securities. Although these instruments are generally less sensitive to interest rate changes than fixed rate instruments, the value of floating rate and variable securities may decline if their interest rates do not rise as quickly, or as much, as general interest rates. Changes in government or central bank policy, including changes in tax policy or changes in a central bank's implementation of specific policy goals, may have a substantial impact on interest rates, and could have an adverse effect on prices for fixed income securities and on the performance of the Fund. In particular, interest rates in the U.S. are at or near historically low levels and as a result, fixed income securities markets may experience heightened levels of interest rate risk. Any unexpected or sudden reversal of the fiscal policy underlying current interest rate levels could adversely affect the value of the Fund. There can be no guarantee that any particular government or central bank policy will be continued, discontinued or changed, nor that any such policy will have the desired effect on interest rates.

INVESTMENT IN INVESTMENT VEHICLES RISK—Investing in other investment vehicles, including ETFs, closed-end funds, affiliated short-term fixed income funds and other mutual funds, subjects the Fund to those risks affecting the investment vehicle, including the possibility that the value of the underlying securities held by the investment vehicle could decrease or the portfolio becomes illiquid. Moreover, the Fund and its shareholders will incur its pro rata share of the underlying vehicles' expenses, which will reduce the Fund's performance. In addition, investments in an ETF are subject to, among other risks, the risk that the ETF's shares may trade at a discount or premium relative to the NAV of the shares and the listing exchange may halt trading of the ETF's shares.

INVESTMENT IN LOANS RISK—Investing in loans involves special types of risks, including credit risk, interest rate risk, counterparty risk and prepayment risk. Loans may offer a fixed or floating interest rate. Loans are often generally below investment grade and may be unrated. Loans may be difficult to value and some can be subject to liquidity risk.

LEVERAGING RISK—The Fund achieves leveraged exposure to the underlying index through the use of derivative instruments. The more the Fund invests in leveraged instruments, the more this leverage will magnify any losses on those investments. The Fund's investment in these instruments generally requires a small investment relative to the amount of investment exposure assumed. As a result, such investments may give rise to losses that exceed the amount invested in those instruments. Since the Fund's investment strategy involves consistently applied leverage, the value of the Fund's shares will tend to increase or decrease more than the value of any increase or decrease in the underlying index. Leverage also will have the effect of magnifying tracking error.

LIQUIDITY AND VALUATION RISK—In certain circumstances, it may be difficult for the Fund to purchase and sell a particular investment within a reasonable time at a fair price, or the price at which it has been valued by the Advisor for purposes of the Fund's NAV, causing the Fund to be less liquid. While the Fund intends to invest in liquid securities and financial instruments, under certain market conditions, such as when trading in a particular investment has been halted temporarily by an exchange because the maximum price change of that investment has been realized, it may be difficult or impossible for the Fund to liquidate such investments. In addition, the ability of the Fund to assign an accurate daily value to certain investments may be difficult, and the Advisor may be required to fair value the investments.

MARKET RISK—The market value of the securities and derivatives held by the Fund may fluctuate over time in response to factors affecting individual companies or other factors such as changing economic, political or financial markets.

MID-CAPITALIZATION SECURITIES RISK—The Fund is subject to the risk that medium-capitalization stocks may underperform other segments of the equity market or the equity market as a whole. Securities of medium-capitalization companies may experience more price volatility, greater spreads between their bid and ask prices, lower trading volumes, and cyclical or static growth prospects. Medium-capitalization companies often have limited product lines, markets or financial resources, and may therefore be more vulnerable to adverse developments than larger capitalization companies.

NON-DIVERSIFICATION RISK—The Fund is considered non-diversified and can invest a greater portion of its assets in securities of individual issuers than a diversified fund. As a result, changes in the market value of a single issuer's securities could cause greater fluctuations in the value of Fund shares than would occur in a diversified fund. The Fund may become diversified for periods of time solely as a result of changes in the composition of the underlying index (*e.g.*, changes in the relative market capitalization or weights of one or more index component stocks).

OTC TRADING RISK—Certain of the derivatives in which the Fund may invest may be traded (and privately negotiated) in the OTC market. While the OTC derivatives market is the primary trading venue for many derivatives, it is largely unregulated and provides for less transparency than a national securities or commodities exchange. As a result and similar to other privately negotiated contracts, the Fund is subject to counterparty credit risk with respect to such derivatives contracts.

PASSIVE INVESTMENT RISK—The Fund is not actively managed and the Advisor does not attempt to take defensive positions in declining markets. Therefore, the Fund may be subject to greater losses in a declining market than a fund that is actively managed.

PORTFOLIO TURNOVER RISK—Periodic rebalancing of the Fund's holdings pursuant to its daily investment objective may lead to a greater number of portfolio transactions in the Fund than experienced by other mutual funds. Such frequent and active trading may lead to significantly higher transaction costs because of increased broker commissions associated with such transactions.

PREPAYMENT AND EXTENSION RISK—Prepayment risk is the risk that the principal on mortgage-backed securities, other asset-backed securities or any debt security with an embedded call option may be prepaid at any time, which could reduce the security's yield and market value. In the case of prepayment risk, if the investment is converted, prepaid or redeemed before maturity, the portfolio manager may not be able to invest the proceeds in other investments providing as high a level of income, resulting in a reduced yield to the Fund. The rate of prepayments tends to increase as interest rates fall, which could cause the average maturity of the portfolio to shorten. Conversely, extension risk is the risk that an unexpected rise in interest rates will extend the life of a mortgage- or asset-backed security beyond the prepayment time. If the Fund's investments are locked in at a lower interest rate for a longer period of time, the portfolio manager may be unable to capitalize on securities with higher interest rates or wider spreads.

REAL ESTATE INVESTMENT TRUST ("REIT") RISK—REITs are securities that invest substantially all of their assets in real estate, trade like stocks and may qualify for special tax considerations. Investments in REITs subject the Fund to risks associated with the direct ownership of real estate. Market conditions or events affecting the overall real estate and REIT markets, such as declining property values or rising interest rates, could have a negative impact on the real estate market and the value of REITs in general. REITs may be affected by changes in the value of the underlying property owned by the trusts, economic downturns which may have a material effect on the real estate in which the

REITs invest and their underlying portfolio securities. Further, REITs are dependent upon specialized management skills and may have their investments in relatively few properties, or in a small geographic area or a single property type. Failure of a company to qualify as a REIT under federal tax law may have adverse consequences to the Fund. In addition, REITs have their own expenses, and the Fund will bear a proportionate share of those expenses.

REGULATORY AND LEGAL RISK—U.S. and non-U.S. governmental agencies and other regulators regularly implement additional regulations and legislators pass new laws that affect the investments held by the Fund, the strategies used by the Fund or the level of regulation or taxation applying to the Fund (such as regulations related to investments in derivatives and other transactions). These regulations and laws impact the investment strategies, performance, costs and operations of the Fund or taxation of shareholders.

REPURCHASE AGREEMENT RISK—The Fund's investment in repurchase agreements may be subject to market and credit risk with respect to the collateral securing the repurchase agreements. Investments in repurchase agreements also may be subject to the risk that the market value of the underlying obligations may decline prior to the expiration of the repurchase agreement term.

SECTOR RISK—The Fund is subject to the Sector Risks described below.

Consumer Discretionary Sector Risk. The Fund's investments are exposed to issuers conducting business in the Consumer Discretionary Sector. The manufacturing segment of the Consumer Discretionary Sector includes automotive, household durable goods, leisure equipment and textiles and apparel. The services segment includes hotels, restaurants and other leisure facilities, media production and services, and consumer retailing and services. The Fund is subject to the risk that the securities of such issuers will underperform the market as a whole due to legislative or regulatory changes, adverse market conditions and/or increased competition affecting the Consumer Discretionary Sector. The performance of companies operating in the Consumer Discretionary Sector has historically been closely tied to the performance of the overall economy, and also is affected by economic growth, consumer confidence, attitudes and spending. Changes in demographics and consumer tastes also can affect the demand for, and success of, consumer products and services in the marketplace. Moreover, the Consumer Discretionary Sector encompasses those businesses that tend to be the most sensitive to economic cycles.

Financials Sector Risk. The Fund's investments are exposed to issuers conducting business in the Financials Sector. The Financials Sector includes companies involved in banking, thrifts and mortgage finance, specialized finance, consumer finance, asset management and custody banks, investment banking and brokerage, and insurance. It also includes the Financial Exchanges & Data and Mortgage Real Estate Investment Trusts (REITs) sub-industries. Certain Financials Sector issuers serve as counterparties with which the Fund may enter into derivatives agreements or other similar contractual arrangements. The Fund is subject to the risk that the securities of such issuers will underperform the market as a whole due to legislative or regulatory changes, adverse market conditions and/or increased competition affecting the Financials Sector, which may adversely affect a company's ability to fulfill its obligations as a financial counterparty. Companies operating in the Financials Sector are subject to extensive government regulation, which may limit the financial commitments they can make and the interest rates and fees they can charge. Profitability is largely dependent on the availability and cost of capital funds, and may fluctuate significantly when interest rates change or due to increased competition.

Health Care Sector Risk. The Fund's investments are exposed to issuers conducting business in the Health Care Sector. The Health Care Sector includes health care providers and services, companies that manufacture and distribute health care equipment and supplies, and health care technology companies. It also includes companies involved in the research, development, production and marketing of pharmaceuticals and biotechnology products. The Fund is subject to the risk that the securities of such issuers will underperform the market as a whole due to legislative or regulatory changes, adverse market conditions and/or increased competition affecting the Health Care Sector. The prices of the securities of companies operating in the Health Care Sector are closely tied to government regulation and approval of their products and services, which can have a significant effect on the price and availability of those products and services.

Industrials Sector Risk. The Fund's investments are exposed to issuers conducting business in the Industrials Sector. The Industrials Sector includes manufacturers and distributors of capital goods such as aerospace and

defense, building projects, electrical equipment and machinery, and companies that offer construction and engineering services. It also includes providers of commercial and professional services including printing, environmental and facilities services, office services and supplies, security and alarm services, human resource and employment services, and research and consulting services. It also includes companies that provide transportation services. The Fund is subject to the risk that the securities of such issuers will underperform the market as a whole due to legislative or regulatory changes, adverse market conditions and/or increased competition affecting the Industrials Sector. The prices of the securities of companies operating in the Industrials Sector may fluctuate due to the level and volatility of commodity prices, the exchange value of the dollar, import controls, worldwide competition, liability for environmental damage, depletion of resources, and mandated expenditures for safety and pollution control devices.

Information Technology Sector Risk. The Fund's investments are exposed to issuers conducting business in the Information Technology Sector. The Information Technology Sector includes companies that offer software and information technology services, manufacturers and distributors of technology hardware and equipment such as communications equipment, cellular phones, computers and peripherals, electronic equipment and related instruments and semiconductors. The Fund is subject to the risk that the securities of such issuers will underperform the market as a whole due to legislative or regulatory changes, adverse market conditions and/or increased competition affecting the Information Technology Sector. The prices of the securities of companies operating in the Information Technology Sector are closely tied to market competition, increased sensitivity to short product cycles and aggressive pricing, and problems with bringing products to market.

Real Estate Sector Risk. The Fund's investments are exposed to issuers conducting business in the Real Estate Sector. The Real Estate Sector contains companies operating in real estate development and operations. It also includes companies offering real estate-related services and REITs. The Fund is subject to the risk that the securities of such issuers will underperform the market as a whole due to legislative or regulatory changes, adverse market conditions and/or increased competition affecting the Real Estate Sector. The performance of companies operating in the Real Estate Sector has historically been cyclical and particularly sensitive to the overall economy and market changes, including declines in the value of real estate or, conversely, saturation of the real estate market, economic downturns and defaults by borrowers or tenants during such periods, increases in competition, limited availability of mortgage funds or other limits to accessing the credit or capital markets, and changes in interest rates.

SHAREHOLDER TRADING RISK—The Fund may be used as a tool for certain investors that employ trading strategies involving frequent trading. Such trading strategies may lead to increased portfolio turnover in the Fund and higher transaction costs. Large movements of assets into and out of the Fund due to active or frequent trading also may adversely affect the Fund's ability to achieve its investment objective.

TEMPORARY DEFENSIVE INVESTMENT RISK—The Advisor generally does not attempt to take defensive positions in the Fund in declining markets. Therefore, the Fund may be subject to greater losses in a declining market than a fund that does take defensive positions in declining markets.

TRACKING ERROR RISK—The Advisor may not be able to cause the Fund's performance to correlate to that of the Fund's benchmark, either on a daily or aggregate basis. Factors such as Fund expenses, imperfect correlation between the Fund's investments and those of the underlying index, rounding of share prices, changes to the composition of the underlying index, regulatory policies, high portfolio turnover rate, and the use of leverage all contribute to tracking error. Tracking error may cause the Fund's performance to be less than you expect.

TRADING HALT RISK—The Fund typically will hold futures contracts and short-term options. The major exchanges on which these contracts are traded, such as the Chicago Mercantile Exchange, have established limits on how much the trading price of a futures contract or option may decline over various time periods within a day, and may halt trading in a contract that exceeds such limits. If a trading halt occurs, the Fund may temporarily be unable to purchase or sell certain securities, futures contracts or options. Such a trading halt near the time the Fund prices its shares may limit the Fund's ability to use leverage and fully invest its assets, which could increase tracking error and adversely affect performance, and may prevent the Fund from achieving its investment objective.

U.S. GOVERNMENT SECURITIES RISK—U.S. government securities may or may not be backed by the full faith and credit of the U.S. government. The value of U.S. government securities will fluctuate and such securities are subject to the risks associated with fixed-income and debt securities, particularly interest rate and credit risk.

PERFORMANCE INFORMATION

The following bar chart shows the performance of the shares of the Fund from year to year. The variability of performance over time provides an indication of the risks of investing in the Fund. The following table shows the performance of the shares of the Fund as an average over different periods of time in comparison to the performance of a broad-based market index. The figures in the bar chart and table assume the reinvestment of dividends and capital gains distributions. The performance information below does not reflect fees and expenses of any variable contract that may use the Fund as its underlying investment and would be lower if it did. Of course, this past performance (before taxes) does not necessarily indicate how the Fund will perform in the future.

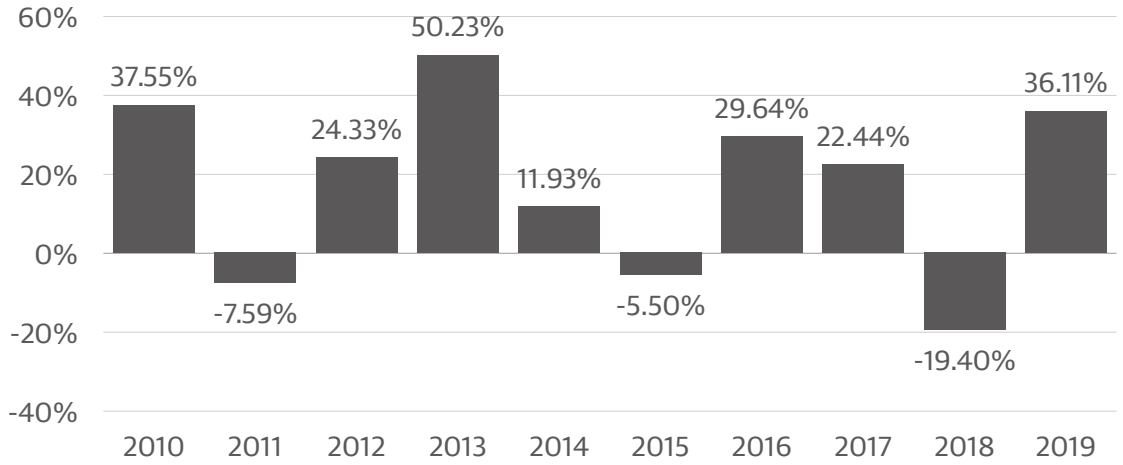

Highest Quarter Return
Q1 2019 21.30%

Lowest Quarter Return
Q3 2011 -29.85%

AVERAGE ANNUAL TOTAL RETURN

(for periods ended December 31, 2019)

	Past 1 Year	Past 5 Years	Past 10 Years
Mid-Cap 1.5x Strategy Fund	36.11%	10.48%	15.90%
S&P MidCap 400® Index *(reflects no deduction for fees, expenses or taxes)*	26.20%	9.03%	12.72%

MANAGEMENT

INVESTMENT ADVISOR

Security Investors, LLC, which operates under the name Guggenheim Investments, serves as the investment adviser of the Fund.

PORTFOLIO MANAGERS

- **Michael P. Byrum**, CFA, Senior Vice President. Mr. Byrum has been associated with the Advisor since 1993.
- **Ryan A. Harder,** CFA, Portfolio Manager. Mr. Harder has been associated with the Advisor since 2004.

PURCHASE AND SALE OF FUND SHARES

Shares of the Fund are purchased by insurance companies for their separate accounts to fund variable life insurance and variable annuity contracts. All orders for the purchase of shares are subject to acceptance or rejection by the Trust. All redemption requests will be processed and payment with respect thereto will be made within seven days after tender.

TAX INFORMATION

The tax consequences of your investment in the Fund depend on the provisions of the annuity or life insurance program through which you invest. For more information on taxes, please refer to the accompanying prospectus of the annuity or life insurance program through which Fund shares are offered.

IMPORTANT INFORMATION ABOUT THE FUND

The Nova Fund (the "Fund") is very different from most other mutual funds in that it seeks **daily leveraged** investment results. As a result, the Fund may be riskier than alternatives that do not use leverage because the performance of an investment in the Fund is magnified.

The effect of leverage on the Fund will generally cause the Fund's performance to not match the performance of the Fund's benchmark (as described below) over a period of time greater than a single trading day. This means that the return of the Fund for a period of longer than a single trading day will be the result of each day's compounded returns over the period, which will very likely differ from 150% of the return of the Fund's underlying index (as defined below) for that period. As a consequence, especially in periods of market volatility, the path or trend of the benchmark during the longer period may be at least as important to the Fund's cumulative return for the longer period as the cumulative return of the benchmark for the relevant longer period. Further, the return for investors who invest for a period longer than a single trading day will not be the product of the return of the Fund's stated investment goal (*i.e.*, 1.5x) and the cumulative performance of the benchmark.

The Fund is not suitable for all investors. The Fund should be utilized only by investors who (a) understand the risks associated with the use of leverage, (b) understand the consequences of seeking daily leveraged investment results, and (c) intend to actively monitor and manage their investments. Investors who do not meet these criteria should not buy shares of the Fund. An investment in the Fund is not a complete investment program.

INVESTMENT OBJECTIVE

The Fund seeks to provide investment results that match, before fees and expenses, the performance of a specific benchmark on a daily basis. The Fund's current benchmark is 150% of the performance of the S&P 500® Index (the "underlying index"). The Fund does not seek to achieve its investment objective over a period of time greater than one day.

FEES AND EXPENSES OF THE FUND

This table describes the fees and expenses that you may pay if you buy and hold shares of the Fund. Owners of variable annuity and insurance contracts that invest in the Fund also should refer to the variable insurance contract prospectus for a description of fees and expenses that may be deducted at the separate account level or contract level for any charges that may be incurred under a contract. If the information below were to reflect the deduction of insurance charges, fees and expenses would be higher.

SHAREHOLDER FEES *(fees paid directly from your investment)*	N/A
ANNUAL FUND OPERATING EXPENSES *(expenses that you pay each year as a percentage of the value of your investment)*	
Management Fees	0.75%
Other Expenses*	0.97%
Acquired Fund Fees and Expenses	0.09%
Total Annual Fund Operating Expenses**	1.81%
Fee Waiver***	-0.06%
Total Annual Fund Operating Expenses After Fee Waiver**	1.75%

* "Other Expenses" does not include fees paid to the Fund's swap contract counterparties, or the management fees, performance fees, and expenses of the reference assets or trading vehicles underlying such swap contracts. These fees and expenses, which are not reflected in this Annual Fund Operating Expenses table, are embedded in the returns of the swap contracts (*i.e.*, the fees and expenses reduce the investment returns of the swap contracts) and represent an indirect cost of investing in the Fund.

** The Total Annual Fund Operating Expenses and Total Annual Fund Operating Expenses After Fee Waiver in this fee table may not correlate to the expense ratios in the Fund's financial highlights and financial statements because the financial highlights and financial statements reflect only the operating expenses of the Fund and do

not include Acquired Fund Fees and Expenses, which are fees and expenses incurred indirectly by the Fund through its investments in certain underlying investment companies.

*** The Advisor has contractually agreed through May 1, 2021, to waive the amount of the Fund's management fee to the extent necessary to offset the proportionate share of any management fee paid by the Fund with respect to any Fund investment in an underlying fund for which the Advisor or any of its affiliates also serves as investment manager. The agreement may be terminated by the Advisor at the conclusion of any one-year term or by the Fund's Board of Trustees at any time, and when the Advisor ceases to serve as such.

EXAMPLE

This Example is intended to help you compare the cost of investing in the Fund with the cost of investing in other mutual funds. The Example does not reflect the fees and expenses which are, or may be, imposed under your variable insurance contract. If the Example were to reflect the deduction of such charges, the costs shown would be greater. The Example assumes that you invest $10,000 in the Fund for the time periods indicated and then redeem all of your shares at the end of those periods. The Example also assumes that your investment has a 5% return each year and that the Fund's operating expenses remain the same. Although your actual costs may be higher or lower, based on these assumptions your costs would be:

1 Year	3 Years	5 Years	10 Years
$178	$564	$974	$2,122

PORTFOLIO TURNOVER

The Fund pays transaction costs, such as commissions, when it buys and sells securities (or "turns over" its portfolio). A higher portfolio turnover rate may indicate higher transaction costs. These costs, which are not reflected in the Total Annual Fund Operating Expenses or the Example, affect the Fund's performance. During the most recent fiscal year, the Fund's portfolio turnover rate was 336% of the average value of its portfolio. The Fund's portfolio turnover rate is calculated without regard to cash instruments and most derivatives. If such instruments were included, the Fund's portfolio turnover rate might be significantly higher.

PRINCIPAL INVESTMENT STRATEGIES

The Fund employs as its investment strategy a program of investing in the common stock of companies that are generally within the capitalization range of the underlying index and leveraged derivative instruments, which primarily consist of equity index swaps and swaps on exchange-traded funds ("ETFs"), futures contracts, and options on securities, futures contracts, and stock indices. While the Fund may write (sell) and purchase swaps, it expects primarily to purchase swaps. Swap agreements and futures and options contracts, if used properly, may enable the Fund to meet its objective by increasing the Fund's exposure to the securities included in the underlying index or to securities whose performance is highly correlated to that of the Fund's benchmark. The Advisor attempts to consistently apply leverage to increase the Fund's exposure to 150% of the underlying index, and expects to rebalance the Fund's holdings daily to maintain such exposure. The Fund's use of derivatives and the leveraged investment exposure created by such use are expected to be significant. Certain of the Fund's derivatives investments may be traded in the over-the-counter ("OTC") market.

Investments in derivative instruments, such as futures, options and swap agreements, have the economic effect of creating financial leverage in the Fund's portfolio because such investments may give rise to losses that exceed the amount the Fund has invested in those instruments. Financial leverage will magnify, sometimes significantly, the Fund's exposure to any increase or decrease in prices associated with a particular reference asset resulting in increased volatility in the value of the Fund's portfolio. The value of the Fund's portfolio is likely to experience greater volatility over short-term periods. While such financial leverage has the potential to produce greater gains, it also may result in greater losses, which in some cases may cause the Fund to liquidate other portfolio investments at a loss to comply with limits on leverage and asset segregation requirements imposed by the Investment Company Act of 1940 or to meet redemption requests.

The S&P 500® Index is a capitalization-weighted index composed of 500 common stocks, which are chosen by the Standard & Poor's Corporation on a statistical basis, and which generally represent large-capitalization companies with capitalizations ranging from $1.5 billion to $1,200.3 billion as of March 31, 2020. To the extent the Fund's underlying index is concentrated in a particular industry the Fund will necessarily be concentrated in that industry.

While the Fund's sector exposure may vary over time, as of March 31, 2020, the Fund has significant exposure to the Communication Services Sector, Consumer Discretionary Sector, Consumer Staples Sector, Financials Sector, Health Care Sector, Industrials Sector, and Information Technology Sector, as each sector is defined by the Global Industry Classification Standard, a widely recognized industry classification methodology developed by MSCI, Inc. and Standard & Poor's Financial Services LLC.

On a day-to-day basis, the Fund may hold U.S. government securities or cash equivalents. The Fund also may enter into repurchase agreements with counterparties that are deemed to present acceptable credit risks. In an effort to ensure that the Fund is fully invested on a day-to-day basis, the Fund may conduct any necessary trading activity at or just prior to the close of the U.S. financial markets. The Fund is non-diversified and, therefore, may invest a greater percentage of its assets in a particular issuer in comparison to a diversified fund.

The Fund may invest a portion of its assets, and at times, a substantial portion of its assets, in other short-term fixed-income investment companies advised by the Advisor, or an affiliate of the Advisor, for various purposes, including for liquidity management purposes (*e.g.*, to increase yield on liquid investments used to collateralize derivatives positions) or when such investment companies present a more cost-effective investment option than direct investments in the underlying securities. Investments in these investment companies will significantly increase the portfolio's exposure to certain other asset categories, including: (i) a broad range of high yield, high risk debt securities rated below the top four long-term rating categories by a nationally recognized statistical rating organization or, if unrated, determined by the Advisor to be of comparable quality (also known as "junk bonds"); (ii) securities issued by the U.S. government or its agencies and instrumentalities; (iii) collateralized loan obligations ("CLOs"), other asset-backed securities (including mortgage-backed securities) and similarly structured debt investments; and (iv) other short-term fixed income securities. Such investments will expose the Fund to the risks of these asset categories and increases or decreases in the value of these investments may cause the Fund to deviate from its investment objective.

PRINCIPAL RISKS

As with all mutual funds, a shareholder is subject to the risk that his or her investment could lose money. In addition to this risk, the Fund is subject to the principal risks described below.

ASSET-BACKED AND MORTGAGE-BACKED SECURITIES RISK—Through its investments in other investment companies, the Fund may have exposure to asset-backed securities, including mortgage-backed securities and structured finance investments. Investors in these securities generally receive payments that are part interest and part return of principal. These payments may vary based on the rate at which the underlying borrowers pay off their loans. Some asset-backed securities, including mortgage-backed securities, may have structures that make their reaction to interest rates and other factors difficult to predict, making their prices very volatile and they are subject to liquidity risk. The terms of many structured finance investments and other instruments are tied to the London Interbank Offered Rate ("LIBOR"), which functions as a reference rate or benchmark. It is anticipated that LIBOR will be discontinued at the end of 2021, which may cause increased volatility and illiquidity in the markets for instruments with terms tied to LIBOR or other adverse consequences for these instruments. These events may adversely affect the Fund and its investments in such instruments.

CLO RISK—Through its investments in other investment companies, the Fund may have exposure to CLOs. A CLO is a trust typically collateralized by a pool of loans, which may include, among others, domestic and foreign senior secured loans, senior unsecured loans, and subordinate corporate loans, including loans that may be rated below investment grade or equivalent unrated loans. The cash flows from the trust are split into two or more portions, called tranches, varying in risk and yield. CLO tranches can experience substantial losses due to actual defaults, increased sensitivity to defaults due to collateral default and disappearance of protecting tranches, market anticipation of defaults, as well as aversion to CLO securities as a class. The risks of an investment in a CLO depend largely on the type of the collateral securities and the class of the CLO in which the Fund invests.

COMPOUNDING RISK—In addition to the correlation risks described under "Correlation Risk," the Fund's returns are subject to the effects of compounding, which generally will cause the Fund's performance to not correlate to the performance of the benchmark over periods greater than a single day, before accounting for fees and fund expenses. Compounded returns are the result of reinvesting daily returns over periods greater than a single day. The Fund's compounded returns for periods greater than a single day will be different than the performance of the benchmark over the same period. The effects of compounding on the performance of the Fund will be more pronounced when

the underlying index experiences increased volatility, the greater the leverage employed in the Fund, and over longer holding periods.

Compounding affects the performance of all investments over time, but has a more significant effect on a leveraged index fund because the magnified changes in performance produced by the use of leverage lead to greater increases and decreases in the fund's daily returns which are then compounded over time. The effects of compounding, therefore, have a more significant effect on the Fund because it seeks to match a multiple of the performance of the Fund's underlying index on a daily basis.

Fund performance for periods greater than one day can be estimated given any set of assumptions for the following factors: (a) underlying index performance; (b) underlying index volatility; (c) financing rates associated with leverage; (d) other Fund expenses; (e) dividends or interest paid by companies in the underlying index; and (f) period of time. The table below illustrates the impact of two principal factors – volatility and index performance – on Fund performance. The table shows estimated Fund returns for a number of combinations of performance and volatility over a one-year period. Performance shown in the table assumes: (a) no dividends paid by the companies included in the underlying index; (b) no Fund expenses; and (c) a cost of leverage of zero percent. If Fund expenses, including the cost of leverage, were included, the Fund's performance would be lower than shown.

Areas shaded lighter represent those scenarios where the Fund can be expected to return more than 150% of the performance of the underlying index; conversely, areas shaded darker represent those scenarios where the Fund can be expected to return less than 150% of the performance of the underlying index.

Index Performance		**Annualized Volatility**				
1x	**1.5x**	**10%**	**25%**	**50%**	**75%**	**100%**
-60%	**-90%**	-75%	-75%	-77%	-79%	-83%
-50%	**-75%**	-65%	-65%	-68%	-72%	-76%
-40%	**-60%**	-54%	-55%	-58%	-62%	-68%
-30%	**-45%**	-42%	-43%	-47%	-52%	-60%
-20%	**-30%**	-29%	-31%	-34%	-42%	-51%
-10%	**-15%**	-15%	-17%	-23%	-32%	-41%
0%	**0%**	0%	-2%	-9%	-19%	-32%
10%	**15%**	14%	13%	5%	-6%	-21%
20%	**30%**	31%	29%	19%	9%	-9%
30%	**45%**	47%	45%	35%	20%	2%
40%	**60%**	65%	62%	50%	35%	13%
50%	**75%**	83%	79%	68%	49%	25%
60%	**90%**	102%	98%	85%	63%	38%

The underlying index's annualized historical volatility rate for the five-year period ended March 31, 2020 is 13.65%. The underlying index's highest one-year volatility rate during the five-year period is 19.80%. The underlying index's annualized performance for the five-year period ended March 31, 2020 is 6.73%.

Historical underlying index volatility and performance are not indications of what the underlying index volatility and performance will be in the future. The table is intended to isolate the effects of the underlying index volatility and index performance on the return of the Fund, and underscore that the Fund is designed as a short-term trading vehicle for investors who intend to actively monitor and manage their portfolios.

CORRELATION RISK—A number of factors may affect the Fund's ability to achieve a high degree of correlation with its benchmark, including instances in which the Fund does not hold or have exposure to each component security of the underlying index and the effect of compounding on the Fund's returns, and there can be no guarantee that the Fund will achieve a high degree of correlation. Failure to achieve a high degree of correlation may prevent the Fund from achieving its investment objective. The Fund does not attempt to, and should not be expected to, provide returns which are a multiple of the returns of the underlying index for periods other than a single day. The risk of the Fund not achieving its daily investment objective will be more acute when the underlying index has an extreme one-day

movement approaching 50%. **In addition, as a result of compounding, the Fund's performance for periods greater than a single day is likely to be either greater than or less than the performance of the underlying index times the stated multiple in the Fund's investment objective, before accounting for Fund fees and expenses.**

COUNTERPARTY CREDIT RISK—The Fund may invest in financial instruments involving counterparties that attempt to gain exposure to a particular group of securities, index or asset class without actually purchasing those securities or investments, or to hedge a position. The Fund's use of such financial instruments, including swap agreements, involves risks that are different from those associated with ordinary portfolio securities transactions. For example, the Fund is exposed to the risk that the counterparty may be unwilling or unable to make timely payments to meet its contractual obligations or may fail to return holdings that are subject to the agreement with the counterparty. If the counterparty becomes bankrupt or defaults on its payment obligations to the Fund, the Fund may not receive the full amount that it is entitled to receive. If this occurs, the value of your shares in the Fund will decrease.

CREDIT RISK—The Fund could lose money if the debt securities or other instruments in which it invests decline in price, or the issuer or guarantor of such instrument fails to pay interest or principal when due because the issuer or guarantor of the instrument experiences an actual or perceived decline in its financial status. Generally, credit risk is increased when a portfolio security is downgraded or the perceived creditworthiness of the issuer or guarantor deteriorates, though the effect of any credit rating downgrade can be uncertain. To the extent the Fund invests in below investment grade instruments, it will be exposed to a greater amount of credit risk than a fund which only invests in investment grade securities. In addition, to the extent the Fund uses credit derivatives, such use will expose it to additional risk in the event that the bonds underlying the derivatives default. The degree of credit risk depends on the issuer's or guarantor's financial condition and on the terms of the instruments.

DERIVATIVES RISK—The Fund's investments in derivatives may pose risks in addition to and greater than those associated with investing directly in securities or other investments, including risks relating to leverage, imperfect correlations with underlying investments or the Fund's other portfolio holdings, high price volatility, lack of availability, counterparty credit, liquidity, valuation and legal restrictions. Their use is a highly specialized activity that involves investment techniques and risks different from those associated with ordinary portfolio securities transactions. If the Advisor is incorrect about its expectations of market conditions, the use of derivatives could also result in a loss, which in some cases may be unlimited. Certain risks are specific to the derivatives in which the Fund invests.

SWAP AGREEMENTS RISK—Swap agreements are contracts among the Fund and a counterparty to exchange the return of the pre-determined underlying investment (such as the rate of return of the underlying index). Swap agreements may be negotiated bilaterally and traded OTC between two parties or, in some instances, must be transacted through a futures commission merchant and cleared through a clearinghouse that serves as a central counterparty. Risks associated with the use of swap agreements are different from those associated with ordinary portfolio securities transactions, due in part to the fact they could be considered illiquid and many swaps trade on the OTC market. Swaps are particularly subject to counterparty credit, correlation, valuation, liquidity and leveraging risks. Certain standardized swaps are subject to mandatory central clearing. Central clearing is expected to reduce counterparty credit risk and increase liquidity, but central clearing does not make swap transactions risk-free.

FUTURES CONTRACTS RISK—Futures contracts are typically exchange-traded contracts that call for the future delivery of an asset at a certain price and date, or cash settlement of the terms of the contract. Risks of futures contracts may be caused by an imperfect correlation between movements in the price of the instruments and the price of the underlying securities. In addition, there is the risk that the Fund may not be able to enter into a closing transaction because of an illiquid market. Exchanges can limit the number of positions that can be held or controlled by the Fund or the Advisor, thus limiting the ability to implement the Fund's strategies. Futures markets are highly volatile and the use of futures may increase the volatility of the Fund's net asset value ("NAV"). Futures also are subject to leverage risks and to liquidity risk.

OPTIONS CONTRACTS RISK—Options or options on futures contracts give the holder of the option the right to buy (or to sell) a position in a security or in a contract to the writer of the option, at a certain price. They are subject to correlation risk because there may be an imperfect correlation between the options and the securities markets that cause a given transaction to fail to achieve its objectives. The successful use of options depends on the Advisor's ability to correctly predict future price fluctuations and the degree of correlation between the

options and securities markets. Exchanges can limit the number of positions that can be held or controlled by the Fund or the Advisor, thus limiting the ability to implement the Fund's strategies. Options also are particularly subject to leverage risk and can be subject to liquidity risk.

EARLY CLOSING RISK—The Fund is subject to the risk that unanticipated early closings of securities exchanges and other financial markets may result in the Fund's inability to buy or sell securities or other financial instruments on that day and may cause the Fund to incur substantial trading losses.

EQUITY RISK—The Fund is subject to the risk that the value of the equity securities and equity-based derivatives in the Fund's portfolio will decline due to volatility in the equity market caused by general market and economic conditions, perceptions regarding particular industries represented in the equity market, or factors relating to specific companies to which the Fund has investment exposure.

HIGH YIELD AND UNRATED SECURITIES RISK—The Fund's exposure to higher yielding, below investment grade and unrated high risk debt securities (commonly known as "junk bonds") may present additional risk because these securities may be less liquid and present greater credit risk than investment grade bonds. The price of high yield securities tends to be subject to greater volatility due to issuer-specific operating results and outlook and to real or perceived adverse economic and competitive industry conditions. This exposure may be obtained through investments in other investment companies.

INTEREST RATE RISK—The market value of fixed income investments and related financial instruments will change in response to interest rate changes. During periods of falling interest rates, the values of fixed income securities generally rise. Conversely, during periods of rising interest rates, the values of such securities generally decline. Securities with greater interest rate sensitivity and longer maturities generally are subject to greater fluctuations in value. The Fund may invest in variable and floating rate securities. Although these instruments are generally less sensitive to interest rate changes than fixed rate instruments, the value of floating rate and variable securities may decline if their interest rates do not rise as quickly, or as much, as general interest rates. Changes in government or central bank policy, including changes in tax policy or changes in a central bank's implementation of specific policy goals, may have a substantial impact on interest rates, and could have an adverse effect on prices for fixed income securities and on the performance of the Fund. In particular, interest rates in the U.S. are at or near historically low levels and as a result, fixed income securities markets may experience heightened levels of interest rate risk. Any unexpected or sudden reversal of the fiscal policy underlying current interest rate levels could adversely affect the value of the Fund. There can be no guarantee that any particular government or central bank policy will be continued, discontinued or changed, nor that any such policy will have the desired effect on interest rates.

INVESTMENT IN INVESTMENT VEHICLES RISK—Investing in other investment vehicles, including ETFs, closed-end funds, affiliated short-term fixed income funds and other mutual funds, subjects the Fund to those risks affecting the investment vehicle, including the possibility that the value of the underlying securities held by the investment vehicle could decrease or the portfolio becomes illiquid. Moreover, the Fund and its shareholders will incur its pro rata share of the underlying vehicles' expenses, which will reduce the Fund's performance. In addition, investments in an ETF are subject to, among other risks, the risk that the ETF's shares may trade at a discount or premium relative to the NAV of the shares and the listing exchange may halt trading of the ETF's shares.

INVESTMENT IN LOANS RISK—Investing in loans involves special types of risks, including credit risk, interest rate risk, counterparty risk and prepayment risk. Loans may offer a fixed or floating interest rate. Loans are often generally below investment grade and may be unrated. Loans may be difficult to value and some can be subject to liquidity risk.

LARGE-CAPITALIZATION SECURITIES RISK—The Fund is subject to the risk that large-capitalization stocks may underperform other segments of the equity market or the equity market as a whole. Larger, more established companies may be unable to respond quickly to new competitive challenges such as changes in technology and may not be able to attain the high growth rate of smaller companies, especially during extended periods of economic expansion.

LEVERAGING RISK—The Fund achieves leveraged exposure to the underlying index through the use of derivative instruments. The more the Fund invests in leveraged instruments, the more this leverage will magnify any losses on those investments. The Fund's investment in these instruments generally requires a small investment relative to the

amount of investment exposure assumed. As a result, such investments may give rise to losses that exceed the amount invested in those instruments. Since the Fund's investment strategy involves consistently applied leverage, the value of the Fund's shares will tend to increase or decrease more than the value of any increase or decrease in the underlying index. Leverage also will have the effect of magnifying tracking error.

LIQUIDITY AND VALUATION RISK—In certain circumstances, it may be difficult for the Fund to purchase and sell a particular investment within a reasonable time at a fair price, or the price at which it has been valued by the Advisor for purposes of the Fund's NAV, causing the Fund to be less liquid. While the Fund intends to invest in liquid securities and financial instruments, under certain market conditions, such as when trading in a particular investment has been halted temporarily by an exchange because the maximum price change of that investment has been realized, it may be difficult or impossible for the Fund to liquidate such investments. In addition, the ability of the Fund to assign an accurate daily value to certain investments may be difficult, and the Advisor may be required to fair value the investments.

MARKET RISK—The market value of the securities and derivatives held by the Fund may fluctuate over time in response to factors affecting individual companies or other factors such as changing economic, political or financial markets.

NON-DIVERSIFICATION RISK—The Fund is considered non-diversified and can invest a greater portion of its assets in securities of individual issuers than a diversified fund. As a result, changes in the market value of a single issuer's securities could cause greater fluctuations in the value of Fund shares than would occur in a diversified fund. The Fund may become diversified for periods of time solely as a result of changes in the composition of the underlying index (*e.g.*, changes in the relative market capitalization or weights of one or more index component stocks).

OTC TRADING RISK—Certain of the derivatives in which the Fund may invest may be traded (and privately negotiated) in the OTC market. While the OTC derivatives market is the primary trading venue for many derivatives, it is largely unregulated and provides for less transparency than a national securities or commodities exchange. As a result and similar to other privately negotiated contracts, the Fund is subject to counterparty credit risk with respect to such derivatives contracts.

PASSIVE INVESTMENT RISK—The Fund is not actively managed and the Advisor does not attempt to take defensive positions in declining markets. Therefore, the Fund may be subject to greater losses in a declining market than a fund that is actively managed.

PORTFOLIO TURNOVER RISK—Periodic rebalancing of the Fund's holdings pursuant to its daily investment objective may lead to a greater number of portfolio transactions in the Fund than experienced by other mutual funds. Such frequent and active trading may lead to significantly higher transaction costs because of increased broker commissions associated with such transactions.

PREPAYMENT AND EXTENSION RISK—Prepayment risk is the risk that the principal on mortgage-backed securities, other asset-backed securities or any debt security with an embedded call option may be prepaid at any time, which could reduce the security's yield and market value. In the case of prepayment risk, if the investment is converted, prepaid or redeemed before maturity, the portfolio manager may not be able to invest the proceeds in other investments providing as high a level of income, resulting in a reduced yield to the Fund. The rate of prepayments tends to increase as interest rates fall, which could cause the average maturity of the portfolio to shorten. Conversely, extension risk is the risk that an unexpected rise in interest rates will extend the life of a mortgage- or asset-backed security beyond the prepayment time. If the Fund's investments are locked in at a lower interest rate for a longer period of time, the portfolio manager may be unable to capitalize on securities with higher interest rates or wider spreads.

REGULATORY AND LEGAL RISK—U.S. and non-U.S. governmental agencies and other regulators regularly implement additional regulations and legislators pass new laws that affect the investments held by the Fund, the strategies used by the Fund or the level of regulation or taxation applying to the Fund (such as regulations related to investments in derivatives and other transactions). These regulations and laws impact the investment strategies, performance, costs and operations of the Fund or taxation of shareholders.

REPURCHASE AGREEMENT RISK—The Fund's investment in repurchase agreements may be subject to market and credit risk with respect to the collateral securing the repurchase agreements. Investments in repurchase agreements

also may be subject to the risk that the market value of the underlying obligations may decline prior to the expiration of the repurchase agreement term.

SECTOR RISK—The Fund is subject to the Sector Risks described below.

Communication Services Sector Risk. The Fund's investments are exposed to issuers conducting business in the Communication Services Sector. The Communication Services Sector includes companies that facilitate communication and offer related content and information through various mediums. It includes telecom and media & entertainment companies including producers of interactive gaming products and companies engaged in content and information creation or distribution through proprietary platforms. The Fund is subject to the risk that the securities of such issuers will underperform the market as a whole due to legislative or regulatory changes, adverse market conditions and/or increased competition affecting the Communication Services Sector. The performance of companies operating in the Communication Services Sector has historically been closely tied to the performance of the overall economy, and also is affected by economic growth, consumer confidence, attitudes and spending. Increased sensitivity to short product cycles and aggressive pricing, challenges in bringing products to market and changes in demographics and consumer tastes also can affect the demand for, and success of, communication services products and services in the marketplace.

Consumer Discretionary Sector Risk. The Fund's investments are exposed to issuers conducting business in the Consumer Discretionary Sector. The manufacturing segment of the Consumer Discretionary Sector includes automotive, household durable goods, leisure equipment and textiles and apparel. The services segment includes hotels, restaurants and other leisure facilities, media production and services, and consumer retailing and services. The Fund is subject to the risk that the securities of such issuers will underperform the market as a whole due to legislative or regulatory changes, adverse market conditions and/or increased competition affecting the Consumer Discretionary Sector. The performance of companies operating in the Consumer Discretionary Sector has historically been closely tied to the performance of the overall economy, and also is affected by economic growth, consumer confidence, attitudes and spending. Changes in demographics and consumer tastes also can affect the demand for, and success of, consumer products and services in the marketplace. Moreover, the Consumer Discretionary Sector encompasses those businesses that tend to be the most sensitive to economic cycles.

Consumer Staples Sector Risk. The Fund's investments are exposed to issuers conducting business in the Consumer Staples Sector. The Consumer Staples Sector includes manufacturers and distributors of food, beverages and tobacco and producers of non-durable household goods and personal products. It also includes food and drug retailing companies as well as hypermarkets and consumer super centers. The Fund is subject to the risk that the securities of such issuers will underperform the market as a whole due to legislative or regulatory changes, adverse market conditions and/or increased competition affecting the Consumer Staples Sector. The performance of companies operating in the Consumer Staples Sector has historically been closely tied to the performance of the overall economy, and also is affected by consumer confidence, demands and preferences, and spending. In addition, companies in the Consumer Staples Sector may be subject to risks pertaining to the supply of, demand for, and prices of raw materials.

Financials Sector Risk. The Fund's investments are exposed to issuers conducting business in the Financials Sector. The Financials Sector includes companies involved in banking, thrifts and mortgage finance, specialized finance, consumer finance, asset management and custody banks, investment banking and brokerage, and insurance. It also includes the Financial Exchanges & Data and Mortgage Real Estate Investment Trusts (REITs) sub-industries. Certain Financials Sector issuers serve as counterparties with which the Fund may enter into derivatives agreements or other similar contractual arrangements. The Fund is subject to the risk that the securities of such issuers will underperform the market as a whole due to legislative or regulatory changes, adverse market conditions and/or increased competition affecting the Financials Sector, which may adversely affect a company's ability to fulfill its obligations as a financial counterparty. Companies operating in the Financials Sector are subject to extensive government regulation, which may limit the financial commitments they can make and the interest rates and fees they can charge. Profitability is largely dependent on the availability and cost of capital funds, and may fluctuate significantly when interest rates change or due to increased competition.

Health Care Sector Risk. The Fund's investments are exposed to issuers conducting business in the Health Care Sector. The Health Care Sector includes health care providers and services, companies that manufacture and distribute health care equipment and supplies, and health care technology companies. It also includes companies involved in the research, development, production and marketing of pharmaceuticals and biotechnology products. The Fund is subject to the risk that the securities of such issuers will underperform the market as a whole due to legislative or regulatory changes, adverse market conditions and/or increased competition affecting the Health Care Sector. The prices of the securities of companies operating in the Health Care Sector are closely tied to government regulation and approval of their products and services, which can have a significant effect on the price and availability of those products and services.

Industrials Sector Risk. The Fund's investments are exposed to issuers conducting business in the Industrials Sector. The Industrials Sector includes manufacturers and distributors of capital goods such as aerospace and defense, building projects, electrical equipment and machinery, and companies that offer construction and engineering services. It also includes providers of commercial and professional services including printing, environmental and facilities services, office services and supplies, security and alarm services, human resource and employment services, and research and consulting services. It also includes companies that provide transportation services. The Fund is subject to the risk that the securities of such issuers will underperform the market as a whole due to legislative or regulatory changes, adverse market conditions and/or increased competition affecting the Industrials Sector. The prices of the securities of companies operating in the Industrials Sector may fluctuate due to the level and volatility of commodity prices, the exchange value of the dollar, import controls, worldwide competition, liability for environmental damage, depletion of resources, and mandated expenditures for safety and pollution control devices.

Information Technology Sector Risk. The Fund's investments are exposed to issuers conducting business in the Information Technology Sector. The Information Technology Sector includes companies that offer software and information technology services, manufacturers and distributors of technology hardware and equipment such as communications equipment, cellular phones, computers and peripherals, electronic equipment and related instruments and semiconductors. The Fund is subject to the risk that the securities of such issuers will underperform the market as a whole due to legislative or regulatory changes, adverse market conditions and/or increased competition affecting the Information Technology Sector. The prices of the securities of companies operating in the Information Technology Sector are closely tied to market competition, increased sensitivity to short product cycles and aggressive pricing, and problems with bringing products to market.

SHAREHOLDER TRADING RISK—The Fund may be used as a tool for certain investors that employ trading strategies involving frequent trading. Such trading strategies may lead to increased portfolio turnover in the Fund and higher transaction costs. Large movements of assets into and out of the Fund due to active or frequent trading also may adversely affect the Fund's ability to achieve its investment objective.

TEMPORARY DEFENSIVE INVESTMENT RISK—The Advisor generally does not attempt to take defensive positions in the Fund in declining markets. Therefore, the Fund may be subject to greater losses in a declining market than a fund that does take defensive positions in declining markets.

TRACKING ERROR RISK—The Advisor may not be able to cause the Fund's performance to match that of the Fund's benchmark, either on a daily or aggregate basis. Factors such as Fund expenses, imperfect correlation between the Fund's investments and those of the underlying index, rounding of share prices, changes to the composition of the underlying index, regulatory policies, high portfolio turnover rate, and the use of leverage all contribute to tracking error. Tracking error may cause the Fund's performance to be less than you expect.

TRADING HALT RISK—The Fund typically will hold futures contracts and short-term options. The major exchanges on which these contracts are traded, such as the Chicago Mercantile Exchange, have established limits on how much the trading price of a futures contract or option may decline over various time periods within a day, and may halt trading in a contract that exceeds such limits. If a trading halt occurs, the Fund may temporarily be unable to purchase or sell certain securities, futures contracts or options. Such a trading halt near the time the Fund prices its shares may limit the Fund's ability to use leverage and fully invest its assets, which could increase tracking error and adversely affect performance, and may prevent the Fund from achieving its investment objective.

U.S. GOVERNMENT SECURITIES RISK—U.S. government securities may or may not be backed by the full faith and credit of the U.S. government. The value of U.S. government securities will fluctuate and such securities are subject to the risks associated with fixed-income and debt securities, particularly interest rate and credit risk.

PERFORMANCE INFORMATION

The following bar chart shows the performance of the shares of the Fund from year to year. The variability of performance over time provides an indication of the risks of investing in the Fund. The following table shows the performance of the shares of the Fund as an average over different periods of time in comparison to the performance of a broad-based market index. The figures in the bar chart and table assume the reinvestment of dividends and capital gains distributions. The performance information below does not reflect fees and expenses of any variable contract that may use the Fund as its underlying investment and would be lower if it did. Of course, this past performance (before taxes) does not necessarily indicate how the Fund will perform in the future.

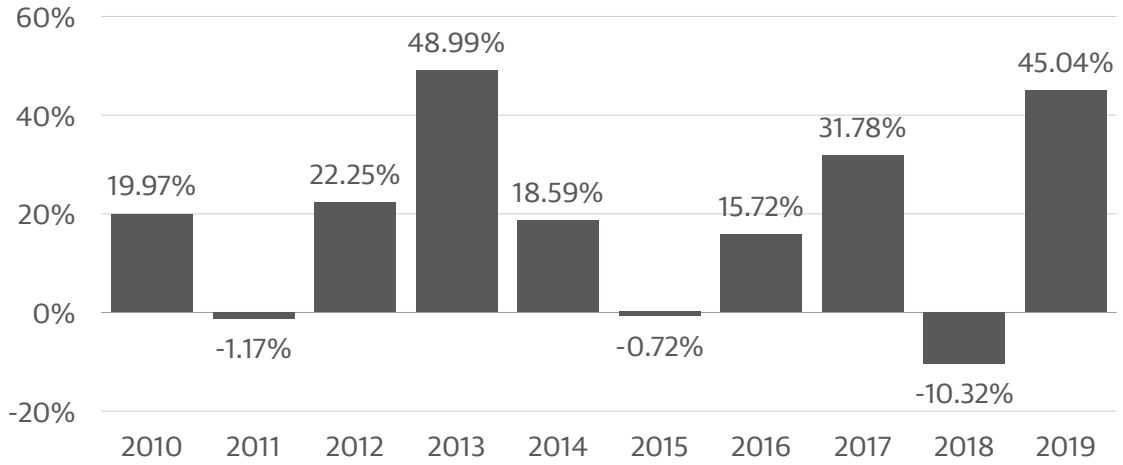

Highest Quarter Return
Q1 2019 19.89%

Lowest Quarter Return
Q3 2011 -21.63%

AVERAGE ANNUAL TOTAL RETURN

(for periods ended December 31, 2019)

	Past 1 Year	Past 5 Years	Past 10 Years
Nova Fund	45.04%	14.52%	17.56%
S&P 500® Index *(reflects no deduction for fees, expenses or taxes)*	31.49%	11.70%	13.56%

MANAGEMENT

INVESTMENT ADVISOR

Security Investors, LLC, which operates under the name Guggenheim Investments, serves as the investment adviser of the Fund.

PORTFOLIO MANAGERS

- **Michael P. Byrum**, CFA, Senior Vice President. Mr. Byrum has been associated with the Advisor since 1993.
- **Ryan A. Harder,** CFA, Portfolio Manager. Mr. Harder has been associated with the Advisor since 2004.

PURCHASE AND SALE OF FUND SHARES

Shares of the Fund are purchased by insurance companies for their separate accounts to fund variable life insurance and variable annuity contracts. All orders for the purchase of shares are subject to acceptance or rejection by the Trust. All redemption requests will be processed and payment with respect thereto will be made within seven days after tender.

TAX INFORMATION

The tax consequences of your investment in the Fund depend on the provisions of the annuity or life insurance program through which you invest. For more information on taxes, please refer to the accompanying prospectus of the annuity or life insurance program through which Fund shares are offered.

NASDAQ-100® FUND

INVESTMENT OBJECTIVE

The NASDAQ-100® Fund (the "Fund") seeks to provide investment results that correspond, before fees and expenses, to a benchmark for over-the-counter ("OTC") securities on a daily basis. The Fund's current benchmark is the NASDAQ-100 Index® (the "underlying index").

FEES AND EXPENSES OF THE FUND

This table describes the fees and expenses that you may pay if you buy and hold shares of the Fund. Owners of variable annuity and insurance contracts that invest in the Fund also should refer to the variable insurance contract prospectus for a description of fees and expenses that may be deducted at the separate account level or contract level for any charges that may be incurred under a contract. If the information below were to reflect the deduction of insurance charges, fees and expenses would be higher.

SHAREHOLDER FEES *(fees paid directly from your investment)*	N/A
ANNUAL FUND OPERATING EXPENSES *(expenses that you pay each year as a percentage of the value of your investment)*	
Management Fees	0.75%
Other Expenses*	1.01%
Acquired Fund Fees and Expenses	0.09%
Total Annual Fund Operating Expenses**	1.85%
Fee Waiver***	-0.06%
Total Annual Fund Operating Expenses After Fee Waiver**	1.79%

* "Other Expenses" does not include fees paid to the Fund's swap contract counterparties, or the management fees, performance fees, and expenses of the reference assets or trading vehicles underlying such swap contracts. These fees and expenses, which are not reflected in this Annual Fund Operating Expenses table, are embedded in the returns of the swap contracts (*i.e.*, the fees and expenses reduce the investment returns of the swap contracts) and represent an indirect cost of investing in the Fund.

** The Total Annual Fund Operating Expenses and Total Annual Fund Operating Expenses After Fee Waiver in this fee table may not correlate to the expense ratios in the Fund's financial highlights and financial statements because the financial highlights and financial statements reflect only the operating expenses of the Fund and do not include Acquired Fund Fees and Expenses, which are fees and expenses incurred indirectly by the Fund through its investments in certain underlying investment companies.

*** The Advisor has contractually agreed through May 1, 2021, to waive the amount of the Fund's management fee to the extent necessary to offset the proportionate share of any management fee paid by the Fund with respect to any Fund investment in an underlying fund for which the Advisor or any of its affiliates also serves as investment manager. The agreement may be terminated by the Advisor at the conclusion of any one-year term or by the Fund's Board of Trustees at any time, and when the Advisor ceases to serve as such.

EXAMPLE

This Example is intended to help you compare the cost of investing in the Fund with the cost of investing in other mutual funds. The Example does not reflect the fees and expenses which are, or may be, imposed under your variable insurance contract. If the Example were to reflect the deduction of such charges, the costs shown would be greater. The Example assumes that you invest $10,000 in the Fund for the time periods indicated and then redeem all of your shares at the end of those periods. The Example also assumes that your investment has a 5% return each year and that the Fund's operating expenses remain the same. Although your actual costs may be higher or lower, based on these assumptions your costs would be:

1 Year	3 Years	5 Years	10 Years
$182	$576	$995	$2,164

PORTFOLIO TURNOVER

The Fund pays transaction costs, such as commissions, when it buys and sells securities (or "turns over" its portfolio). A higher portfolio turnover rate may indicate higher transaction costs. These costs, which are not reflected in the Total Annual Fund Operating Expenses or the Example, affect the Fund's performance. During the most recent fiscal year, the Fund's portfolio turnover rate was 61% of the average value of its portfolio. The Fund's portfolio turnover rate is calculated without regard to cash instruments and most derivatives. If such instruments were included, the Fund's portfolio turnover rate might be significantly higher.

PRINCIPAL INVESTMENT STRATEGIES

The Fund employs as its investment strategy a program of investing in the common stock of companies that are generally within the capitalization range of the underlying index and derivative instruments, which primarily consist of equity index swaps and swaps on exchange-traded funds ("ETFs"), futures contracts, and options on securities, futures contracts, and stock indices. While the Fund may write (sell) and purchase swaps, it expects primarily to purchase swaps. Swap agreements and futures and options contracts enable the Fund to pursue its objective without investing directly in the securities included in the underlying index or in the same proportion that those securities are represented in the underlying index. Certain of the Fund's derivatives investments may be traded in the OTC market. The Fund also may invest in American Depositary Receipts ("ADRs") to gain exposure to international companies included in the underlying index. Under normal circumstances, the Fund will invest at least 80% of its net assets, plus any borrowings for investment purposes, in securities of companies in the underlying index and derivatives and other instruments whose performance is expected to correspond to that of the underlying index.

Investments in derivative instruments, such as futures, options and swap agreements, have the economic effect of creating financial leverage in the Fund's portfolio because such investments may give rise to losses that exceed the amount the Fund has invested in those instruments. Financial leverage will magnify, sometimes significantly, the Fund's exposure to any increase or decrease in prices associated with a particular reference asset resulting in increased volatility in the value of the Fund's portfolio. The value of the Fund's portfolio is likely to experience greater volatility over short-term periods. While such financial leverage has the potential to produce greater gains, it also may result in greater losses, which in some cases may cause the Fund to liquidate other portfolio investments at a loss to comply with limits on leverage and asset segregation requirements imposed by the Investment Company Act of 1940 or to meet redemption requests.

The NASDAQ-100 Index® is a modified capitalization-weighted index composed of 100 of the largest non-financial companies listed on The Nasdaq Stock Market with capitalizations ranging from $5.2 billion to $1,200.3 billion as of March 31, 2020. To the extent the Fund's underlying index is concentrated in a particular industry the Fund will necessarily be concentrated in that industry. While the Fund's sector exposure may vary over time, as of March 31, 2020, the Fund has significant exposure to the Communication Services Sector, Consumer Discretionary Sector, and Information Technology Sector, as each sector is defined by the Global Industry Classification Standard, a widely recognized industry classification methodology developed by MSCI, Inc. and Standard & Poor's Financial Services LLC.

On a day-to-day basis, the Fund may hold U.S. government securities or cash equivalents. The Fund also may enter into repurchase agreements with counterparties that are deemed to present acceptable credit risks. In an effort to ensure that the Fund is fully invested on a day-to-day basis, the Fund may conduct any necessary trading activity at or just prior to the close of the U.S. financial markets. The Fund is non-diversified and, therefore, may invest a greater percentage of its assets in a particular issuer in comparison to a diversified fund.

The Fund may invest a portion of its assets, and at times, a substantial portion of its assets, in other short-term fixed-income investment companies advised by the Advisor, or an affiliate of the Advisor, for various purposes, including for liquidity management purposes (*e.g.*, to increase yield on liquid investments used to collateralize derivatives positions) or when such investment companies present a more cost-effective investment option than direct investments in the underlying securities. Investments in these investment companies will significantly increase the portfolio's exposure to certain other asset categories, including: (i) a broad range of high yield, high risk debt securities rated below the top four long-term rating categories by a nationally recognized statistical rating organization or, if unrated, determined by the Advisor to be of comparable quality (also known as "junk bonds"); (ii) securities issued by the U.S. government or its agencies and instrumentalities; (iii) collateralized loan obligations ("CLOs"), other asset-backed securities (including mortgage-backed securities) and similarly structured debt investments; and (iv) other

short-term fixed income securities. Such investments will expose the Fund to the risks of these asset categories and increases or decreases in the value of these investments may cause the Fund to deviate from its investment objective.

PRINCIPAL RISKS

As with all mutual funds, a shareholder is subject to the risk that his or her investment could lose money. In addition to this risk, the Fund is subject to the principal risks described below.

ASSET-BACKED AND MORTGAGE-BACKED SECURITIES RISK—Through its investments in other investment companies, the Fund may have exposure to asset-backed securities, including mortgage-backed securities and structured finance investments. Investors in these securities generally receive payments that are part interest and part return of principal. These payments may vary based on the rate at which the underlying borrowers pay off their loans. Some asset-backed securities, including mortgage-backed securities, may have structures that make their reaction to interest rates and other factors difficult to predict, making their prices very volatile and they are subject to liquidity risk. The terms of many structured finance investments and other instruments are tied to the London Interbank Offered Rate ("LIBOR"), which functions as a reference rate or benchmark. It is anticipated that LIBOR will be discontinued at the end of 2021, which may cause increased volatility and illiquidity in the markets for instruments with terms tied to LIBOR or other adverse consequences for these instruments. These events may adversely affect the Fund and its investments in such instruments.

CLO RISK—Through its investments in other investment companies, the Fund may have exposure to CLOs. A CLO is a trust typically collateralized by a pool of loans, which may include, among others, domestic and foreign senior secured loans, senior unsecured loans, and subordinate corporate loans, including loans that may be rated below investment grade or equivalent unrated loans. The cash flows from the trust are split into two or more portions, called tranches, varying in risk and yield. CLO tranches can experience substantial losses due to actual defaults, increased sensitivity to defaults due to collateral default and disappearance of protecting tranches, market anticipation of defaults, as well as aversion to CLO securities as a class. The risks of an investment in a CLO depend largely on the type of the collateral securities and the class of the CLO in which the Fund invests.

COUNTERPARTY CREDIT RISK—The Fund may invest in financial instruments involving counterparties that attempt to gain exposure to a particular group of securities, index or asset class without actually purchasing those securities or investments, or to hedge a position. The Fund's use of such financial instruments, including swap agreements, involves risks that are different from those associated with ordinary portfolio securities transactions. For example, the Fund is exposed to the risk that the counterparty may be unwilling or unable to make timely payments to meet its contractual obligations or may fail to return holdings that are subject to the agreement with the counterparty. If the counterparty becomes bankrupt or defaults on its payment obligations to the Fund, the Fund may not receive the full amount that it is entitled to receive. If this occurs, the value of your shares in the Fund will decrease.

CREDIT RISK—The Fund could lose money if the debt securities or other instruments in which it invests decline in price, or the issuer or guarantor of such instrument fails to pay interest or principal when due because the issuer or guarantor of the instrument experiences an actual or perceived decline in its financial status. Generally, credit risk is increased when a portfolio security is downgraded or the perceived creditworthiness of the issuer or guarantor deteriorates, though the effect of any credit rating downgrade can be uncertain. To the extent the Fund invests in below investment grade instruments, it will be exposed to a greater amount of credit risk than a fund which only invests in investment grade securities. In addition, to the extent the Fund uses credit derivatives, such use will expose it to additional risk in the event that the bonds underlying the derivatives default. The degree of credit risk depends on the issuer's or guarantor's financial condition and on the terms of the instruments.

DEPOSITARY RECEIPT RISK—The Fund may hold the securities of non-U.S. companies in the form of ADRs. The underlying securities of the ADRs in the Fund's portfolio are subject to fluctuations in foreign currency exchange rates that may affect the value of the Fund's portfolio. In addition, the value of the securities underlying the ADRs may change materially when the U.S. markets are not open for trading. Investments in the underlying foreign securities also involve political and economic risks distinct from those associated with investing in the securities of U.S. issuers.

DERIVATIVES RISK—The Fund's investments in derivatives may pose risks in addition to and greater than those associated with investing directly in securities or other investments, including risks relating to leverage, imperfect correlations with underlying investments or the Fund's other portfolio holdings, high price volatility, lack of availability, counterparty credit, liquidity, valuation and legal restrictions. Their use is a highly specialized activity

that involves investment techniques and risks different from those associated with ordinary portfolio securities transactions. If the Advisor is incorrect about its expectations of market conditions, the use of derivatives could also result in a loss, which in some cases may be unlimited. Certain risks are specific to the derivatives in which the Fund invests.

SWAP AGREEMENTS RISK—Swap agreements are contracts among the Fund and a counterparty to exchange the return of the pre-determined underlying investment (such as the rate of return of the underlying index). Swap agreements may be negotiated bilaterally and traded OTC between two parties or, in some instances, must be transacted through a futures commission merchant and cleared through a clearinghouse that serves as a central counterparty. Risks associated with the use of swap agreements are different from those associated with ordinary portfolio securities transactions, due in part to the fact they could be considered illiquid and many swaps trade on the OTC market. Swaps are particularly subject to counterparty credit, correlation, valuation, liquidity and leveraging risks. Certain standardized swaps are subject to mandatory central clearing. Central clearing is expected to reduce counterparty credit risk and increase liquidity, but central clearing does not make swap transactions risk-free.

FUTURES CONTRACTS RISK—Futures contracts are typically exchange-traded contracts that call for the future delivery of an asset at a certain price and date, or cash settlement of the terms of the contract. Risks of futures contracts may be caused by an imperfect correlation between movements in the price of the instruments and the price of the underlying securities. In addition, there is the risk that the Fund may not be able to enter into a closing transaction because of an illiquid market. Exchanges can limit the number of positions that can be held or controlled by the Fund or the Advisor, thus limiting the ability to implement the Fund's strategies. Futures markets are highly volatile and the use of futures may increase the volatility of the Fund's net asset value ("NAV"). Futures also are subject to leverage risks and to liquidity risk.

OPTIONS CONTRACTS RISK—Options or options on futures contracts give the holder of the option the right to buy (or to sell) a position in a security or in a contract to the writer of the option, at a certain price. They are subject to correlation risk because there may be an imperfect correlation between the options and the securities markets that cause a given transaction to fail to achieve its objectives. The successful use of options depends on the Advisor's ability to correctly predict future price fluctuations and the degree of correlation between the options and securities markets. Exchanges can limit the number of positions that can be held or controlled by the Fund or the Advisor, thus limiting the ability to implement the Fund's strategies. Options also are particularly subject to leverage risk and can be subject to liquidity risk.

EARLY CLOSING RISK—The Fund is subject to the risk that unanticipated early closings of securities exchanges and other financial markets may result in the Fund's inability to buy or sell securities or other financial instruments on that day and may cause the Fund to incur substantial trading losses.

EQUITY RISK—The Fund is subject to the risk that the value of the equity securities and equity-based derivatives in the Fund's portfolio will decline due to volatility in the equity market caused by general market and economic conditions, perceptions regarding particular industries represented in the equity market, or factors relating to specific companies to which the Fund has investment exposure.

FOREIGN ISSUER EXPOSURE RISK—The Fund may invest in securities of foreign companies directly, or in financial instruments that are indirectly linked to the performance of foreign issuers, such as ADRs. The Fund's exposure to foreign issuers and investments in foreign securities, if any, are subject to additional risks in comparison to U.S. securities and U.S. issuers, including currency fluctuations, adverse political and economic developments, unreliable or untimely information, less liquidity, limited legal recourse and higher transactional costs.

HIGH YIELD AND UNRATED SECURITIES RISK—The Fund's exposure to higher yielding, below investment grade and unrated high risk debt securities (commonly known as "junk bonds") may present additional risk because these securities may be less liquid and present greater credit risk than investment grade bonds. The price of high yield securities tends to be subject to greater volatility due to issuer-specific operating results and outlook and to real or perceived adverse economic and competitive industry conditions. This exposure may be obtained through investments in other investment companies.

INTEREST RATE RISK—The market value of fixed income investments and related financial instruments will change in response to interest rate changes. During periods of falling interest rates, the values of fixed income securities generally rise. Conversely, during periods of rising interest rates, the values of such securities generally decline. Securities with greater interest rate sensitivity and longer maturities generally are subject to greater fluctuations in value. The Fund may invest in variable and floating rate securities. Although these instruments are generally less sensitive to interest rate changes than fixed rate instruments, the value of floating rate and variable securities may decline if their interest rates do not rise as quickly, or as much, as general interest rates. Changes in government or central bank policy, including changes in tax policy or changes in a central bank's implementation of specific policy goals, may have a substantial impact on interest rates, and could have an adverse effect on prices for fixed income securities and on the performance of the Fund. In particular, interest rates in the U.S. are at or near historically low levels and as a result, fixed income securities markets may experience heightened levels of interest rate risk. Any unexpected or sudden reversal of the fiscal policy underlying current interest rate levels could adversely affect the value of the Fund. There can be no guarantee that any particular government or central bank policy will be continued, discontinued or changed, nor that any such policy will have the desired effect on interest rates.

INVESTMENT IN INVESTMENT VEHICLES RISK—Investing in other investment vehicles, including ETFs, closed-end funds, affiliated short-term fixed income funds and other mutual funds, subjects the Fund to those risks affecting the investment vehicle, including the possibility that the value of the underlying securities held by the investment vehicle could decrease or the portfolio becomes illiquid. Moreover, the Fund and its shareholders will incur its pro rata share of the underlying vehicles' expenses, which will reduce the Fund's performance. In addition, investments in an ETF are subject to, among other risks, the risk that the ETF's shares may trade at a discount or premium relative to the NAV of the shares and the listing exchange may halt trading of the ETF's shares.

INVESTMENT IN LOANS RISK—Investing in loans involves special types of risks, including credit risk, interest rate risk, counterparty risk and prepayment risk. Loans may offer a fixed or floating interest rate. Loans are often generally below investment grade and may be unrated. Loans may be difficult to value and some can be subject to liquidity risk.

LARGE-CAPITALIZATION SECURITIES RISK—The Fund is subject to the risk that large-capitalization stocks may underperform other segments of the equity market or the equity market as a whole. Larger, more established companies may be unable to respond quickly to new competitive challenges such as changes in technology and may not be able to attain the high growth rate of smaller companies, especially during extended periods of economic expansion.

LIQUIDITY AND VALUATION RISK—In certain circumstances, it may be difficult for the Fund to purchase and sell a particular investment within a reasonable time at a fair price, or the price at which it has been valued by the Advisor for purposes of the Fund's NAV, causing the Fund to be less liquid. While the Fund intends to invest in liquid securities and financial instruments, under certain market conditions, such as when trading in a particular investment has been halted temporarily by an exchange because the maximum price change of that investment has been realized, it may be difficult or impossible for the Fund to liquidate such investments. In addition, the ability of the Fund to assign an accurate daily value to certain investments may be difficult, and the Advisor may be required to fair value the investments.

MARKET RISK—The market value of the securities and derivatives held by the Fund may fluctuate over time in response to factors affecting individual companies or other factors such as changing economic, political or financial markets.

NON-DIVERSIFICATION RISK—The Fund is considered non-diversified and can invest a greater portion of its assets in securities of individual issuers than a diversified fund. As a result, changes in the market value of a single issuer's securities could cause greater fluctuations in the value of Fund shares than would occur in a diversified fund. The Fund may become diversified for periods of time solely as a result of changes in the composition of the underlying index (*e.g.*, changes in the relative market capitalization or weights of one or more index component stocks).

OTC TRADING RISK—Certain of the derivatives in which the Fund may invest may be traded (and privately negotiated) in the OTC market. While the OTC derivatives market is the primary trading venue for many derivatives, it is largely unregulated and provides for less transparency than a national securities or commodities exchange. As a result and similar to other privately negotiated contracts, the Fund is subject to counterparty credit risk with respect to such derivatives contracts.

PASSIVE INVESTMENT RISK—The Fund is not actively managed and the Advisor does not attempt to take defensive positions in declining markets. Therefore, the Fund may be subject to greater losses in a declining market than a fund that is actively managed.

PORTFOLIO TURNOVER RISK—Periodic rebalancing of the Fund's holdings pursuant to its daily investment objective may lead to a greater number of portfolio transactions in the Fund than experienced by other mutual funds. Such frequent and active trading may lead to significantly higher transaction costs because of increased broker commissions associated with such transactions.

PREPAYMENT AND EXTENSION RISK—Prepayment risk is the risk that the principal on mortgage-backed securities, other asset-backed securities or any debt security with an embedded call option may be prepaid at any time, which could reduce the security's yield and market value. In the case of prepayment risk, if the investment is converted, prepaid or redeemed before maturity, the portfolio manager may not be able to invest the proceeds in other investments providing as high a level of income, resulting in a reduced yield to the Fund. The rate of prepayments tends to increase as interest rates fall, which could cause the average maturity of the portfolio to shorten. Conversely, extension risk is the risk that an unexpected rise in interest rates will extend the life of a mortgage- or asset-backed security beyond the prepayment time. If the Fund's investments are locked in at a lower interest rate for a longer period of time, the portfolio manager may be unable to capitalize on securities with higher interest rates or wider spreads.

REGULATORY AND LEGAL RISK—U.S. and non-U.S. governmental agencies and other regulators regularly implement additional regulations and legislators pass new laws that affect the investments held by the Fund, the strategies used by the Fund or the level of regulation or taxation applying to the Fund (such as regulations related to investments in derivatives and other transactions). These regulations and laws impact the investment strategies, performance, costs and operations of the Fund or taxation of shareholders.

REPURCHASE AGREEMENT RISK—The Fund's investment in repurchase agreements may be subject to market and credit risk with respect to the collateral securing the repurchase agreements. Investments in repurchase agreements also may be subject to the risk that the market value of the underlying obligations may decline prior to the expiration of the repurchase agreement term.

SECTOR RISK—The Fund is subject to the Sector Risks described below.

Communication Services Sector Risk. The Fund's investments are exposed to issuers conducting business in the Communication Services Sector. The Communication Services Sector includes companies that facilitate communication and offer related content and information through various mediums. It includes telecom and media & entertainment companies including producers of interactive gaming products and companies engaged in content and information creation or distribution through proprietary platforms. The Fund is subject to the risk that the securities of such issuers will underperform the market as a whole due to legislative or regulatory changes, adverse market conditions and/or increased competition affecting the Communication Services Sector. The performance of companies operating in the Communication Services Sector has historically been closely tied to the performance of the overall economy, and also is affected by economic growth, consumer confidence, attitudes and spending. Increased sensitivity to short product cycles and aggressive pricing, challenges in bringing products to market and changes in demographics and consumer tastes also can affect the demand for, and success of, communication services products and services in the marketplace.

Consumer Discretionary Sector Risk. The Fund's investments are exposed to issuers conducting business in the Consumer Discretionary Sector. The manufacturing segment of the Consumer Discretionary Sector includes automotive, household durable goods, leisure equipment and textiles and apparel. The services segment includes hotels, restaurants and other leisure facilities, media production and services, and consumer retailing and services. The Fund is subject to the risk that the securities of such issuers will underperform the market as a whole due to legislative or regulatory changes, adverse market conditions and/or increased competition affecting the Consumer Discretionary Sector. The performance of companies operating in the Consumer Discretionary Sector has historically been closely tied to the performance of the overall economy, and also is affected by economic growth, consumer confidence, attitudes and spending. Changes in demographics and consumer tastes also can affect the demand for, and success of, consumer products and

services in the marketplace. Moreover, the Consumer Discretionary Sector encompasses those businesses that tend to be the most sensitive to economic cycles.

Information Technology Sector Risk. The Fund's investments are exposed to issuers conducting business in the Information Technology Sector. The Information Technology Sector includes companies that offer software and information technology services, manufacturers and distributors of technology hardware and equipment such as communications equipment, cellular phones, computers and peripherals, electronic equipment and related instruments and semiconductors. The Fund is subject to the risk that the securities of such issuers will underperform the market as a whole due to legislative or regulatory changes, adverse market conditions and/or increased competition affecting the Information Technology Sector. The prices of the securities of companies operating in the Information Technology Sector are closely tied to market competition, increased sensitivity to short product cycles and aggressive pricing, and problems with bringing products to market.

SHAREHOLDER TRADING RISK—The Fund may be used as a tool for certain investors that employ trading strategies involving frequent trading. Such trading strategies may lead to increased portfolio turnover in the Fund and higher transaction costs. Large movements of assets into and out of the Fund due to active or frequent trading also may adversely affect the Fund's ability to achieve its investment objective.

TEMPORARY DEFENSIVE INVESTMENT RISK—The Advisor generally does not attempt to take defensive positions in the Fund in declining markets. Therefore, the Fund may be subject to greater losses in a declining market than a fund that does take defensive positions in declining markets.

TRACKING ERROR RISK—The Advisor may not be able to cause the Fund's performance to correspond to that of the Fund's benchmark, either on a daily or aggregate basis. Factors such as Fund expenses, imperfect correlation between the Fund's investments and those of the underlying index, rounding of share prices, changes to the composition of the underlying index, regulatory policies, and high portfolio turnover rate all contribute to tracking error. Tracking error may cause the Fund's performance to be less than you expect.

TRADING HALT RISK—The Fund typically will hold futures contracts and short-term options. The major exchanges on which these contracts are traded, such as the Chicago Mercantile Exchange, have established limits on how much the trading price of a futures contract or option may decline over various time periods within a day, and may halt trading in a contract that exceeds such limits. If a trading halt occurs, the Fund may temporarily be unable to purchase or sell certain securities, futures contracts or options. Such a trading halt near the time the Fund prices its shares may limit the Fund's ability to fully invest its assets, which could increase tracking error and adversely affect performance, and may prevent the Fund from achieving its investment objective.

U.S. GOVERNMENT SECURITIES RISK—U.S. government securities may or may not be backed by the full faith and credit of the U.S. government. The value of U.S. government securities will fluctuate and such securities are subject to the risks associated with fixed-income and debt securities, particularly interest rate and credit risk.

PERFORMANCE INFORMATION

The following bar chart shows the performance of the shares of the Fund from year to year. The variability of performance over time provides an indication of the risks of investing in the Fund. The following table shows the performance of the shares of the Fund as an average over different periods of time in comparison to the performance of a broad-based market index. The figures in the bar chart and table assume the reinvestment of dividends and capital gains distributions. The performance information below does not reflect fees and expenses of any variable contract that may use the Fund as its underlying investment and would be lower if it did. Of course, this past performance (before taxes) does not necessarily indicate how the Fund will perform in the future.

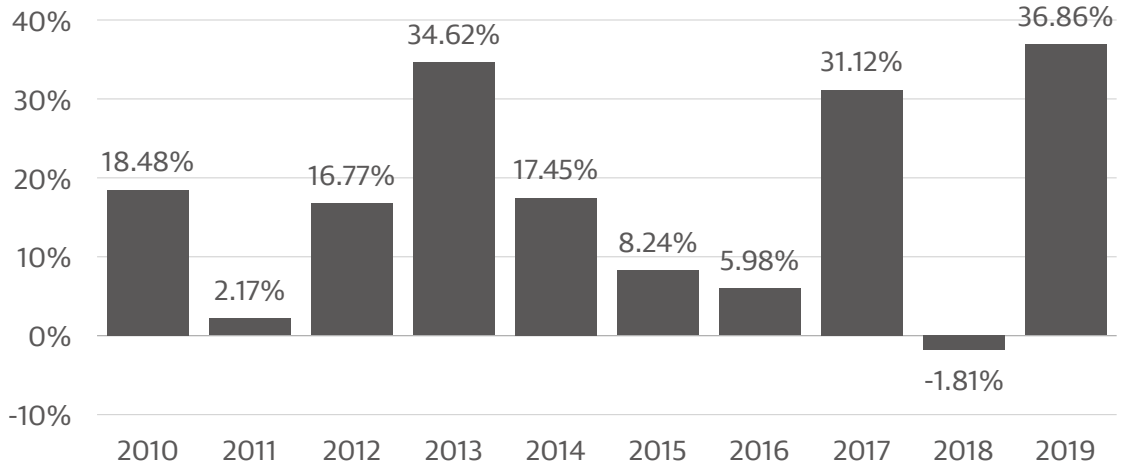

Highest Quarter Return
Q1 2012 20.76%

Lowest Quarter Return
Q4 2018 -17.38%

AVERAGE ANNUAL TOTAL RETURN
(for periods ended December 31, 2019)

	Past 1 Year	Past 5 Years	Past 10 Years
NASDAQ-100® Fund	36.86%	15.11%	16.28%
NASDAQ-100 Index® *(reflects no deduction for fees, expenses or taxes)*	39.46%	16.91%	18.07%

MANAGEMENT

INVESTMENT ADVISOR

Security Investors, LLC, which operates under the name Guggenheim Investments, serves as the investment adviser of the Fund.

PORTFOLIO MANAGERS

- **Michael P. Byrum**, CFA, Senior Vice President. Mr. Byrum has been associated with the Advisor since 1993.
- **Ryan A. Harder,** CFA, Portfolio Manager. Mr. Harder has been associated with the Advisor since 2004.

PURCHASE AND SALE OF FUND SHARES

Shares of the Fund are purchased by insurance companies for their separate accounts to fund variable life insurance and variable annuity contracts. All orders for the purchase of shares are subject to acceptance or rejection by the Trust. All redemption requests will be processed and payment with respect thereto will be made within seven days after tender.

TAX INFORMATION

The tax consequences of your investment in the Fund depend on the provisions of the annuity or life insurance program through which you invest. For more information on taxes, please refer to the accompanying prospectus of the annuity or life insurance program through which Fund shares are offered.

RUSSELL 2000® FUND

INVESTMENT OBJECTIVE

The Russell 2000® Fund (the "Fund") seeks to provide investment results that match, before fees and expenses, the performance of a specific benchmark on a daily basis. The Fund's current benchmark is the Russell 2000® Index (the "underlying index").

FEES AND EXPENSES OF THE FUND

This table describes the fees and expenses that you may pay if you buy and hold shares of the Fund. Owners of variable annuity and insurance contracts that invest in the Fund also should refer to the variable insurance contract prospectus for a description of fees and expenses that may be deducted at the separate account level or contract level for any charges that may be incurred under a contract. If the information below were to reflect the deduction of insurance charges, fees and expenses would be higher.

SHAREHOLDER FEES *(fees paid directly from your investment)*	N/A
ANNUAL FUND OPERATING EXPENSES *(expenses that you pay each year as a percentage of the value of your investment)*	
Management Fees	0.75%
Other Expenses*	0.92%
Total Annual Fund Operating Expenses	1.67%

* "Other Expenses" is based on estimated amounts for the current fiscal year and does not include fees paid to the Fund's swap contract counterparties, or the management fees, performance fees, and expenses of the reference assets or trading vehicles underlying such swap contracts. These fees and expenses, which are not reflected in this Annual Fund Operating Expenses table, are embedded in the returns of the swap contracts (*i.e.*, the fees and expenses reduce the investment returns of the swap contracts) and represent an indirect cost of investing in the Fund.

EXAMPLE

This Example is intended to help you compare the cost of investing in the Fund with the cost of investing in other mutual funds. The Example does not reflect the fees and expenses which are, or may be, imposed under your variable insurance contract. If the Example were to reflect the deduction of such charges, the costs shown would be greater. The Example assumes that you invest $10,000 in the Fund for the time periods indicated and then redeem all of your shares at the end of those periods. The Example also assumes that your investment has a 5% return each year and that the Fund's operating expenses remain the same. Although your actual costs may be higher or lower, based on these assumptions your costs would be:

1 Year	3 Years
$170	$526

PORTFOLIO TURNOVER

The Fund pays transaction costs, such as commissions, when it buys and sells securities (or "turns over" its portfolio). A higher portfolio turnover rate may indicate higher transaction costs. These costs, which are not reflected in the Total Annual Fund Operating Expenses or the Example, affect the Fund's performance. Since the Fund had not yet commenced operations as of the most recent fiscal year end, there is no portfolio turnover rate to report.

PRINCIPAL INVESTMENT STRATEGIES

The Fund employs as its investment strategy a program of investing in the common stock of companies that are generally within the capitalization range of the underlying index and derivative instruments, which primarily consist of equity index swaps and swaps on exchange-traded funds ("ETFs"), futures contracts, and options on securities, futures contracts, and stock indices. While the Fund may write (sell) and purchase swaps, it expects primarily to purchase swaps. Swap agreements and futures and options contracts enable the Fund to pursue its objective without investing directly in the securities included in the underlying index or in the same proportion that those securities

are represented in the underlying index. Certain of the Fund's derivatives investments may be traded in the over-the-counter ("OTC") market. Under normal circumstances, the Fund will invest at least 80% of its net assets, plus any borrowings for investment purposes, in securities of companies in the underlying index and derivatives and other instruments whose performance is expected to correspond to that of the underlying index.

Investments in derivative instruments, such as futures, options and swap agreements, have the economic effect of creating financial leverage in the Fund's portfolio because such investments may give rise to losses that exceed the amount the Fund has invested in those instruments. Financial leverage will magnify, sometimes significantly, the Fund's exposure to any increase or decrease in prices associated with a particular reference asset resulting in increased volatility in the value of the Fund's portfolio. The value of the Fund's portfolio is likely to experience greater volatility over short-term periods. While such financial leverage has the potential to produce greater gains, it also may result in greater losses, which in some cases may cause the Fund to liquidate other portfolio investments at a loss to comply with limits on leverage and asset segregation requirements imposed by the Investment Company Act of 1940 or to meet redemption requests.

The Russell 2000® Index is composed of the 2,000 smallest companies in the Russell 3000® Index, representing approximately 10% of the Russell 3000® total market capitalization and consisting of capitalizations ranging from $5.9 million to $11.3 billion as of March 31, 2020. The Russell 3000® Index is composed of the 3,000 largest U.S. companies ranked by total market capitalization, representing approximately 98% of the U.S. investable equity market. To the extent the Fund's underlying index is concentrated in a particular industry the Fund will necessarily be concentrated in that industry. While the Fund's sector exposure may vary over time, as of March 31, 2020, the Fund has significant exposure to the Financials Sector, Health Care Sector, Industrials Sector, and Information Technology Sector, as each sector is defined by the Global Industry Classification Standard, a widely recognized industry classification methodology developed by MSCI, Inc. and Standard & Poor's Financial Services LLC.

On a day-to-day basis, the Fund may hold short-term U.S. government securities or cash equivalents. The Fund also may enter into repurchase agreements with counterparties that are deemed to present acceptable credit risks. In an effort to ensure that the Fund is fully invested on a day-to-day basis, the Fund may conduct any necessary trading activity at or just prior to the close of the U.S. financial markets. The Fund is non-diversified and, therefore, may invest a greater percentage of its assets in a particular issuer in comparison to a diversified fund.

PRINCIPAL RISKS

As with all mutual funds, a shareholder is subject to the risk that his or her investment could lose money. In addition to this risk, the Fund is subject to the principal risks described below.

COUNTERPARTY CREDIT RISK—The Fund may invest in financial instruments involving counterparties that attempt to gain exposure to a particular group of securities, index or asset class without actually purchasing those securities or investments, or to hedge a position. The Fund's use of such financial instruments, including swap agreements, involves risks that are different from those associated with ordinary portfolio securities transactions. For example, the Fund is exposed to the risk that the counterparty may be unwilling or unable to make timely payments to meet its contractual obligations or may fail to return holdings that are subject to the agreement with the counterparty. If the counterparty becomes bankrupt or defaults on its payment obligations to the Fund, the Fund may not receive the full amount that it is entitled to receive. If this occurs, the value of your shares in the Fund will decrease.

CREDIT RISK—The Fund could lose money if the debt securities or other instruments in which it invests decline in price, or the issuer or guarantor of such instrument fails to pay interest or principal when due because the issuer or guarantor of the instrument experiences an actual or perceived decline in its financial status. Generally, credit risk is increased when a portfolio security is downgraded or the perceived creditworthiness of the issuer or guarantor deteriorates, though the effect of any credit rating downgrade can be uncertain. To the extent the Fund invests in below investment grade instruments, it will be exposed to a greater amount of credit risk than a fund which only invests in investment grade securities. In addition, to the extent the Fund uses credit derivatives, such use will expose it to additional risk in the event that the bonds underlying the derivatives default. The degree of credit risk depends on the issuer's or guarantor's financial condition and on the terms of the instruments.

DERIVATIVES RISK—The Fund's investments in derivatives may pose risks in addition to and greater than those associated with investing directly in securities or other investments, including risks relating to leverage, imperfect correlations with underlying investments or the Fund's other portfolio holdings, high price volatility, lack of

availability, counterparty credit, liquidity, valuation and legal restrictions. Their use is a highly specialized activity that involves investment techniques and risks different from those associated with ordinary portfolio securities transactions. If the Advisor is incorrect about its expectations of market conditions, the use of derivatives could also result in a loss, which in some cases may be unlimited. Certain risks are specific to the derivatives in which the Fund invests.

SWAP AGREEMENTS RISK—Swap agreements are contracts among the Fund and a counterparty to exchange the return of the pre-determined underlying investment (such as the rate of return of the underlying index). Swap agreements may be negotiated bilaterally and traded OTC between two parties or, in some instances, must be transacted through a futures commission merchant and cleared through a clearinghouse that serves as a central counterparty. Risks associated with the use of swap agreements are different from those associated with ordinary portfolio securities transactions, due in part to the fact they could be considered illiquid and many swaps trade on the OTC market. Swaps are particularly subject to counterparty credit, correlation, valuation, liquidity and leveraging risks. Certain standardized swaps are subject to mandatory central clearing. Central clearing is expected to reduce counterparty credit risk and increase liquidity, but central clearing does not make swap transactions risk-free.

FUTURES CONTRACTS RISK—Futures contracts are typically exchange-traded contracts that call for the future delivery of an asset at a certain price and date, or cash settlement of the terms of the contract. Risks of futures contracts may be caused by an imperfect correlation between movements in the price of the instruments and the price of the underlying securities. In addition, there is the risk that the Fund may not be able to enter into a closing transaction because of an illiquid market. Exchanges can limit the number of positions that can be held or controlled by the Fund or the Advisor, thus limiting the ability to implement the Fund's strategies. Futures markets are highly volatile and the use of futures may increase the volatility of the Fund's net asset value ("NAV"). Futures also are subject to leverage risks and to liquidity risk.

OPTIONS CONTRACTS RISK—Options or options on futures contracts give the holder of the option the right to buy (or to sell) a position in a security or in a contract to the writer of the option, at a certain price. They are subject to correlation risk because there may be an imperfect correlation between the options and the securities markets that cause a given transaction to fail to achieve its objectives. The successful use of options depends on the Advisor's ability to correctly predict future price fluctuations and the degree of correlation between the options and securities markets. Exchanges can limit the number of positions that can be held or controlled by the Fund or the Advisor, thus limiting the ability to implement the Fund's strategies. Options also are particularly subject to leverage risk and can be subject to liquidity risk.

EARLY CLOSING RISK—The Fund is subject to the risk that unanticipated early closings of securities exchanges and other financial markets may result in the Fund's inability to buy or sell securities or other financial instruments on that day and may cause the Fund to incur substantial trading losses.

EQUITY RISK—The Fund is subject to the risk that the value of the equity securities and equity-based derivatives in the Fund's portfolio will decline due to volatility in the equity market caused by general market and economic conditions, perceptions regarding particular industries represented in the equity market, or factors relating to specific companies to which the Fund has investment exposure.

INTEREST RATE RISK—The market value of fixed income investments and related financial instruments will change in response to interest rate changes. During periods of falling interest rates, the values of fixed income securities generally rise. Conversely, during periods of rising interest rates, the values of such securities generally decline. Securities with greater interest rate sensitivity and longer maturities generally are subject to greater fluctuations in value. The Fund may invest in variable and floating rate securities. Although these instruments are generally less sensitive to interest rate changes than fixed rate instruments, the value of floating rate and variable securities may decline if their interest rates do not rise as quickly, or as much, as general interest rates. Changes in government or central bank policy, including changes in tax policy or changes in a central bank's implementation of specific policy goals, may have a substantial impact on interest rates, and could have an adverse effect on prices for fixed income securities and on the performance of the Fund. In particular, interest rates in the U.S. are at or near historically low levels and as a result, fixed income securities markets may experience heightened levels of interest rate risk. Any unexpected or sudden reversal of the fiscal policy underlying current interest rate levels could adversely affect the

value of the Fund. There can be no guarantee that any particular government or central bank policy will be continued, discontinued or changed, nor that any such policy will have the desired effect on interest rates.

LIQUIDITY AND VALUATION RISK—In certain circumstances, it may be difficult for the Fund to purchase and sell a particular investment within a reasonable time at a fair price, or the price at which it has been valued by the Advisor for purposes of the Fund's NAV, causing the Fund to be less liquid. While the Fund intends to invest in liquid securities and financial instruments, under certain market conditions, such as when trading in a particular investment has been halted temporarily by an exchange because the maximum price change of that investment has been realized, it may be difficult or impossible for the Fund to liquidate such investments. In addition, the ability of the Fund to assign an accurate daily value to certain investments may be difficult, and the Advisor may be required to fair value the investments.

MARKET RISK—The market value of the securities and derivatives held by the Fund may fluctuate over time in response to factors affecting individual companies or other factors such as changing economic, political or financial markets.

NON-DIVERSIFICATION RISK—The Fund is considered non-diversified and can invest a greater portion of its assets in securities of individual issuers than a diversified fund. As a result, changes in the market value of a single issuer's securities could cause greater fluctuations in the value of Fund shares than would occur in a diversified fund. The Fund may become diversified for periods of time solely as a result of changes in the composition of the underlying index (*e.g.*, changes in the relative market capitalization or weights of one or more index component stocks).

OTC TRADING RISK—Certain of the derivatives in which the Fund may invest may be traded (and privately negotiated) in the OTC market. While the OTC derivatives market is the primary trading venue for many derivatives, it is largely unregulated and provides for less transparency than a national securities or commodities exchange. As a result and similar to other privately negotiated contracts, the Fund is subject to counterparty credit risk with respect to such derivatives contracts.

PASSIVE INVESTMENT RISK—The Fund is not actively managed and the Advisor does not attempt to take defensive positions in declining markets. Therefore, the Fund may be subject to greater losses in a declining market than a fund that is actively managed.

PORTFOLIO TURNOVER RISK—Periodic rebalancing of the Fund's holdings pursuant to its daily investment objective may lead to a greater number of portfolio transactions in the Fund than experienced by other mutual funds. Such frequent and active trading may lead to significantly higher transaction costs because of increased broker commissions associated with such transactions.

REGULATORY AND LEGAL RISK—U.S. and non-U.S. governmental agencies and other regulators regularly implement additional regulations and legislators pass new laws that affect the investments held by the Fund, the strategies used by the Fund or the level of regulation or taxation applying to the Fund (such as regulations related to investments in derivatives and other transactions). These regulations and laws impact the investment strategies, performance, costs and operations of the Fund or taxation of shareholders.

REPURCHASE AGREEMENT RISK—The Fund's investment in repurchase agreements may be subject to market and credit risk with respect to the collateral securing the repurchase agreements. Investments in repurchase agreements also may be subject to the risk that the market value of the underlying obligations may decline prior to the expiration of the repurchase agreement term.

SECTOR RISK—The Fund is subject to the Sector Risks described below.

> ***Financials Sector Risk.*** The Fund's investments are exposed to issuers conducting business in the Financials Sector. The Financials Sector includes companies involved in banking, thrifts and mortgage finance, specialized finance, consumer finance, asset management and custody banks, investment banking and brokerage, and insurance. It also includes the Financial Exchanges & Data and Mortgage Real Estate Investment Trusts (REITs) sub-industries. Certain Financials Sector issuers serve as counterparties with which the Fund may enter into derivatives agreements or other similar contractual arrangements. The Fund is subject to the risk that the securities of such issuers will underperform the market as a whole due to legislative or regulatory changes, adverse market conditions and/or increased competition affecting the Financials Sector,

which may adversely affect a company's ability to fulfill its obligations as a financial counterparty. Companies operating in the Financials Sector are subject to extensive government regulation, which may limit the financial commitments they can make and the interest rates and fees they can charge. Profitability is largely dependent on the availability and cost of capital funds, and may fluctuate significantly when interest rates change or due to increased competition.

Health Care Sector Risk. The Fund's investments are exposed to issuers conducting business in the Health Care Sector. The Health Care Sector includes health care providers and services, companies that manufacture and distribute health care equipment and supplies, and health care technology companies. It also includes companies involved in the research, development, production and marketing of pharmaceuticals and biotechnology products. The Fund is subject to the risk that the securities of such issuers will underperform the market as a whole due to legislative or regulatory changes, adverse market conditions and/or increased competition affecting the Health Care Sector. The prices of the securities of companies operating in the Health Care Sector are closely tied to government regulation and approval of their products and services, which can have a significant effect on the price and availability of those products and services.

Industrials Sector Risk. The Fund's investments are exposed to issuers conducting business in the Industrials Sector. The Industrials Sector includes manufacturers and distributors of capital goods such as aerospace and defense, building projects, electrical equipment and machinery, and companies that offer construction and engineering services. It also includes providers of commercial and professional services including printing, environmental and facilities services, office services and supplies, security and alarm services, human resource and employment services, and research and consulting services. It also includes companies that provide transportation services. The Fund is subject to the risk that the securities of such issuers will underperform the market as a whole due to legislative or regulatory changes, adverse market conditions and/or increased competition affecting the Industrials Sector. The prices of the securities of companies operating in the Industrials Sector may fluctuate due to the level and volatility of commodity prices, the exchange value of the dollar, import controls, worldwide competition, liability for environmental damage, depletion of resources, and mandated expenditures for safety and pollution control devices.

Information Technology Sector Risk. The Fund's investments are exposed to issuers conducting business in the Information Technology Sector. The Information Technology Sector includes companies that offer software and information technology services, manufacturers and distributors of technology hardware and equipment such as communications equipment, cellular phones, computers and peripherals, electronic equipment and related instruments and semiconductors. The Fund is subject to the risk that the securities of such issuers will underperform the market as a whole due to legislative or regulatory changes, adverse market conditions and/or increased competition affecting the Information Technology Sector. The prices of the securities of companies operating in the Information Technology Sector are closely tied to market competition, increased sensitivity to short product cycles and aggressive pricing, and problems with bringing products to market.

SHAREHOLDER TRADING RISK—The Fund may be used as a tool for certain investors that employ trading strategies involving frequent trading. Such trading strategies may lead to increased portfolio turnover in the Fund and higher transaction costs. Large movements of assets into and out of the Fund due to active or frequent trading also may adversely affect the Fund's ability to achieve its investment objective.

SMALL-CAPITALIZATION SECURITIES RISK—The Fund is subject to the risk that small-capitalization stocks may underperform other segments of the equity market or the equity market as a whole. Small-capitalization companies may be more vulnerable than larger, more established organizations to adverse business or economic developments. Securities of small-capitalization companies may experience much more price volatility, greater spreads between their bid and ask prices, significantly lower trading volumes, and cyclical or static growth prospects. Small-capitalization companies often have limited product lines, markets or financial resources, and may therefore be more vulnerable to adverse developments than larger capitalization companies.

TEMPORARY DEFENSIVE INVESTMENT RISK—The Advisor generally does not attempt to take defensive positions in the Fund in declining markets. Therefore, the Fund may be subject to greater losses in a declining market than a fund that does take defensive positions in declining markets.

TRACKING ERROR RISK—The Advisor may not be able to cause the Fund's performance to match that of the Fund's benchmark, either on a daily or aggregate basis. Factors such as Fund expenses, imperfect correlation between the Fund's investments and those of the underlying index, rounding of share prices, changes to the composition of the underlying index, regulatory policies, and high portfolio turnover rate all contribute to tracking error. Tracking error may cause the Fund's performance to be less than you expect.

TRADING HALT RISK—The Fund typically will hold futures contracts and short-term options. The major exchanges on which these contracts are traded, such as the Chicago Mercantile Exchange, have established limits on how much the trading price of a futures contract or option may decline over various time periods within a day, and may halt trading in a contract that exceeds such limits. If a trading halt occurs, the Fund may temporarily be unable to purchase or sell certain securities, futures contracts or options. Such a trading halt near the time the Fund prices its shares may limit the Fund's ability to fully invest its assets, which could increase tracking error and adversely affect performance, and may prevent the Fund from achieving its investment objective.

U.S. GOVERNMENT SECURITIES RISK—U.S. government securities may or may not be backed by the full faith and credit of the U.S. government. The value of U.S. government securities will fluctuate and such securities are subject to the risks associated with fixed-income and debt securities, particularly interest rate and credit risk.

PERFORMANCE INFORMATION

A comparison of the Fund's performance with that of a broad measure of market performance may give some indication of the risks of an investment in the Fund; however, the Fund has not yet commenced operations and, therefore, does not have any performance history. Of course, once the Fund has performance, this past performance (before and after taxes) does not necessarily indicate how the Fund will perform in the future.

MANAGEMENT

INVESTMENT ADVISOR

Security Investors, LLC, which operates under the name Guggenheim Investments, serves as the investment adviser of the Fund.

PORTFOLIO MANAGERS

- **Michael P. Byrum**, CFA, Senior Vice President. Mr. Byrum has been associated with the Advisor since 1993.
- **Ryan A. Harder,** CFA, Portfolio Manager. Mr. Harder has been associated with the Advisor since 2004.

PURCHASE AND SALE OF FUND SHARES

Shares of the Fund are purchased by insurance companies for their separate accounts to fund variable life insurance and variable annuity contracts. All orders for the purchase of shares are subject to acceptance or rejection by the Trust. All redemption requests will be processed and payment with respect thereto will be made within seven days after tender.

TAX INFORMATION

The tax consequences of your investment in the Fund depend on the provisions of the annuity or life insurance program through which you invest. For more information on taxes, please refer to the accompanying prospectus of the annuity or life insurance program through which Fund shares are offered.

IMPORTANT INFORMATION ABOUT THE FUND

The Russell 2000® 1.5x Strategy Fund (the "Fund") is very different from most other mutual funds in that it seeks **daily leveraged** investment results. As a result, the Fund may be riskier than alternatives that do not use leverage because the performance of an investment in the Fund is magnified.

The effect of leverage on the Fund will generally cause the Fund's performance to not correlate to the performance of the Fund's benchmark (as described below) over a period of time greater than a single trading day. This means that the return of the Fund for a period of longer than a single trading day will be the result of each day's compounded returns over the period, which will very likely differ from 150% of the return of the Fund's underlying index (as defined below) for that period. As a consequence, especially in periods of market volatility, the path or trend of the benchmark during the longer period may be at least as important to the Fund's cumulative return for the longer period as the cumulative return of the benchmark for the relevant longer period. Further, the return for investors who invest for a period longer than a single trading day will not be the product of the return of the Fund's stated investment goal (*i.e.*, 1.5x) and the cumulative performance of the benchmark.

The Fund is not suitable for all investors. The Fund should be utilized only by investors who (a) understand the risks associated with the use of leverage, (b) understand the consequences of seeking daily leveraged investment results, and (c) intend to actively monitor and manage their investments. Investors who do not meet these criteria should not buy shares of the Fund. An investment in the Fund is not a complete investment program.

INVESTMENT OBJECTIVE

The Fund seeks to provide investment results that correlate, before fees and expenses, to the performance of a specific benchmark for small-cap securities on a daily basis. The Fund's current benchmark is 150% of the performance of the Russell 2000® Index (the "underlying index"). The Fund does not seek to achieve its investment objective over a period of time greater than one day.

FEES AND EXPENSES OF THE FUND

This table describes the fees and expenses that you may pay if you buy and hold shares of the Fund. Owners of variable annuity and insurance contracts that invest in the Fund also should refer to the variable insurance contract prospectus for a description of fees and expenses that may be deducted at the separate account level or contract level for any charges that may be incurred under a contract. If the information below were to reflect the deduction of insurance charges, fees and expenses would be higher.

SHAREHOLDER FEES *(fees paid directly from your investment)*	N/A
ANNUAL FUND OPERATING EXPENSES *(expenses that you pay each year as a percentage of the value of your investment)*	
Management Fees	0.90%
Other Expenses*	1.02%
Acquired Fund Fees and Expenses	0.11%
Total Annual Fund Operating Expenses**	2.03%
Fee Waiver***	-0.07%
Total Annual Fund Operating Expenses After Fee Waiver**	1.96%

* "Other Expenses" does not include fees paid to the Fund's swap contract counterparties, or the management fees, performance fees, and expenses of the reference assets or trading vehicles underlying such swap contracts. These fees and expenses, which are not reflected in this Annual Fund Operating Expenses table, are embedded in the returns of the swap contracts (*i.e.*, the fees and expenses reduce the investment returns of the swap contracts) and represent an indirect cost of investing in the Fund.

** The Total Annual Fund Operating Expenses and Total Annual Fund Operating Expenses After Fee Waiver in this fee table may not correlate to the expense ratios in the Fund's financial highlights and financial statements

because the financial highlights and financial statements reflect only the operating expenses of the Fund and do not include Acquired Fund Fees and Expenses, which are fees and expenses incurred indirectly by the Fund through its investments in certain underlying investment companies.

*** The Advisor has contractually agreed through May 1, 2021, to waive the amount of the Fund's management fee to the extent necessary to offset the proportionate share of any management fee paid by the Fund with respect to any Fund investment in an underlying fund for which the Advisor or any of its affiliates also serves as investment manager. The agreement may be terminated by the Advisor at the conclusion of any one-year term or by the Fund's Board of Trustees at any time, and when the Advisor ceases to serve as such.

EXAMPLE

This Example is intended to help you compare the cost of investing in the Fund with the cost of investing in other mutual funds. The Example does not reflect the fees and expenses which are, or may be, imposed under your variable insurance contract. If the Example were to reflect the deduction of such charges, the costs shown would be greater. The Example assumes that you invest $10,000 in the Fund for the time periods indicated and then redeem all of your shares at the end of those periods. The Example also assumes that your investment has a 5% return each year and that the Fund's operating expenses remain the same. Although your actual costs may be higher or lower, based on these assumptions your costs would be:

1 Year	3 Years	5 Years	10 Years
$199	$630	$1,087	$2,353

PORTFOLIO TURNOVER

The Fund pays transaction costs, such as commissions, when it buys and sells securities (or "turns over" its portfolio). A higher portfolio turnover rate may indicate higher transaction costs. These costs, which are not reflected in the Total Annual Fund Operating Expenses or the Example, affect the Fund's performance. During the most recent fiscal year, the Fund's portfolio turnover rate was 127% of the average value of its portfolio. The Fund's portfolio turnover rate is calculated without regard to cash instruments and most derivatives. If such instruments were included, the Fund's portfolio turnover rate might be significantly higher.

PRINCIPAL INVESTMENT STRATEGIES

The Fund employs as its investment strategy a program of investing in the common stock of companies that are generally within the capitalization range of the underlying index and derivative instruments, which primarily consist of equity index swaps and swaps on exchange-traded funds ("ETFs"), futures contracts, and options on securities, futures contracts, and stock indices. While the Fund may write (sell) and purchase swaps, it expects primarily to purchase swaps. Swap agreements and futures and options contracts, if used properly, may enable the Fund to meet its objective by increasing the Fund's exposure to the securities included in the underlying index or to securities whose performance is highly correlated to that of the Fund's benchmark. The Advisor attempts to consistently apply leverage to increase the Fund's exposure to 150% of the underlying index, and expects to rebalance the Fund's holdings daily to maintain such exposure. As a result, the Fund's use of derivatives and the leveraged investment exposure created by such use are expected to be significant. Certain of the Fund's derivatives investments may be traded in the over-the-counter ("OTC") market. Under normal circumstances, the Fund will invest at least 80% of its net assets, plus any borrowings for investment purposes, in financial instruments with economic characteristics that should perform similarly to the securities of companies included in the Fund's benchmark.

Investments in derivative instruments, such as futures, options and swap agreements, have the economic effect of creating financial leverage in the Fund's portfolio because such investments may give rise to losses that exceed the amount the Fund has invested in those instruments. Financial leverage will magnify, sometimes significantly, the Fund's exposure to any increase or decrease in prices associated with a particular reference asset resulting in increased volatility in the value of the Fund's portfolio. The value of the Fund's portfolio is likely to experience greater volatility over short-term periods. While such financial leverage has the potential to produce greater gains, it also may result in greater losses, which in some cases may cause the Fund to liquidate other portfolio investments at a loss to comply with limits on leverage and asset segregation requirements imposed by the Investment Company Act of 1940 or to meet redemption requests.

The Russell 2000® Index is composed of the 2,000 smallest companies in the Russell 3000® Index, representing approximately 10% of the Russell 3000® total market capitalization and consisting of capitalizations ranging from $5.9 million to $11.3 billion as of March 31, 2020. The Russell 3000® Index is composed of the 3,000 largest U.S. companies ranked by total market capitalization, representing approximately 98% of the U.S. investable equity market. To the extent the Fund's underlying index is concentrated in a particular industry the Fund will necessarily be concentrated in that industry. While the Fund's sector exposure may vary over time, as of March 31, 2020, the Fund has significant exposure to the Consumer Discretionary Sector, Financials Sector, Health Care Sector, Industrials Sector, Information Technology Sector, and Real Estate Sector, as each sector is defined by the Global Industry Classification Standard, a widely recognized industry classification methodology developed by MSCI, Inc. and Standard & Poor's Financial Services LLC.

On a day-to-day basis, the Fund may hold U.S. government securities or cash equivalents. The Fund also may enter into repurchase agreements with counterparties that are deemed to present acceptable credit risks. In an effort to ensure that the Fund is fully invested on a day-to-day basis, the Fund may conduct any necessary trading activity at or just prior to the close of the U.S. financial markets. The Fund is non-diversified and, therefore, may invest a greater percentage of its assets in a particular issuer in comparison to a diversified fund.

The Fund may invest a portion of its assets, and at times, a substantial portion of its assets, in other short-term fixed-income investment companies advised by the Advisor, or an affiliate of the Advisor, for various purposes, including for liquidity management purposes (*e.g.*, to increase yield on liquid investments used to collateralize derivatives positions) or when such investment companies present a more cost-effective investment option than direct investments in the underlying securities. Investments in these investment companies will significantly increase the portfolio's exposure to certain other asset categories, including: (i) a broad range of high yield, high risk debt securities rated below the top four long-term rating categories by a nationally recognized statistical rating organization or, if unrated, determined by the Advisor to be of comparable quality (also known as "junk bonds"); (ii) securities issued by the U.S. government or its agencies and instrumentalities; (iii) collateralized loan obligations ("CLOs"), other asset-backed securities (including mortgage-backed securities) and similarly structured debt investments; and (iv) other short-term fixed income securities. Such investments will expose the Fund to the risks of these asset categories and increases or decreases in the value of these investments may cause the Fund to deviate from its investment objective.

PRINCIPAL RISKS

As with all mutual funds, a shareholder is subject to the risk that his or her investment could lose money. In addition to this risk, the Fund is subject to the principal risks described below.

ASSET-BACKED AND MORTGAGE-BACKED SECURITIES RISK—Through its investments in other investment companies, the Fund may have exposure to asset-backed securities, including mortgage-backed securities and structured finance investments. Investors in these securities generally receive payments that are part interest and part return of principal. These payments may vary based on the rate at which the underlying borrowers pay off their loans. Some asset-backed securities, including mortgage-backed securities, may have structures that make their reaction to interest rates and other factors difficult to predict, making their prices very volatile and they are subject to liquidity risk. The terms of many structured finance investments and other instruments are tied to the London Interbank Offered Rate ("LIBOR"), which functions as a reference rate or benchmark. It is anticipated that LIBOR will be discontinued at the end of 2021, which may cause increased volatility and illiquidity in the markets for instruments with terms tied to LIBOR or other adverse consequences for these instruments. These events may adversely affect the Fund and its investments in such instruments.

CLO RISK—Through its investments in other investment companies, the Fund may have exposure to CLOs. A CLO is a trust typically collateralized by a pool of loans, which may include, among others, domestic and foreign senior secured loans, senior unsecured loans, and subordinate corporate loans, including loans that may be rated below investment grade or equivalent unrated loans. The cash flows from the trust are split into two or more portions, called tranches, varying in risk and yield. CLO tranches can experience substantial losses due to actual defaults, increased sensitivity to defaults due to collateral default and disappearance of protecting tranches, market anticipation of defaults, as well as aversion to CLO securities as a class. The risks of an investment in a CLO depend largely on the type of the collateral securities and the class of the CLO in which the Fund invests.

COMPOUNDING RISK—In addition to the correlation risks described under "Correlation Risk," the Fund's returns are subject to the effects of compounding, which generally will cause the Fund's performance to not correlate to the

performance of the benchmark over periods greater than a single day, before accounting for fees and fund expenses. Compounded returns are the result of reinvesting daily returns over periods greater than a single day. The Fund's compounded returns for periods greater than a single day will be different than the performance of the benchmark over the same period. The effects of compounding on the performance of the Fund will be more pronounced when the underlying index experiences increased volatility, the greater the leverage employed in the Fund, and over longer holding periods.

Compounding affects the performance of all investments over time, but has a more significant effect on a leveraged index fund because the magnified changes in performance produced by the use of leverage lead to greater increases and decreases in the fund's daily returns which are then compounded over time. The effects of compounding, therefore, have a more significant effect on the Fund because it seeks to match a multiple of the performance of the Fund's underlying index on a daily basis.

Fund performance for periods greater than one day can be estimated given any set of assumptions for the following factors: (a) underlying index performance; (b) underlying index volatility; (c) financing rates associated with leverage; (d) other Fund expenses; (e) dividends or interest paid by companies in the underlying index; and (f) period of time. The table below illustrates the impact of two principal factors – volatility and index performance – on Fund performance. The table shows estimated Fund returns for a number of combinations of performance and volatility over a one-year period. Performance shown in the table assumes: (a) no dividends paid by the companies included in the underlying index; (b) no Fund expenses; and (c) a cost of leverage of zero percent. If Fund expenses, including the cost of leverage, were included, the Fund's performance would be lower than shown.

Areas shaded lighter represent those scenarios where the Fund can be expected to return more than 150% of the performance of the underlying index; conversely, areas shaded darker represent those scenarios where the Fund can be expected to return less than 150% of the performance of the underlying index.

Index Performance		**Annualized Volatility**				
1x	**1.5x**	**10%**	**25%**	**50%**	**75%**	**100%**
-60%	**-90%**	-75%	-75%	-77%	-79%	-83%
-50%	**-75%**	-65%	-65%	-68%	-72%	-76%
-40%	**-60%**	-54%	-55%	-58%	-62%	-68%
-30%	**-45%**	-42%	-43%	-47%	-52%	-60%
-20%	**-30%**	-29%	-31%	-34%	-42%	-51%
-10%	**-15%**	-15%	-17%	-23%	-32%	-41%
0%	**0%**	0%	-2%	-9%	-19%	-32%
10%	**15%**	14%	13%	5%	-6%	-21%
20%	**30%**	31%	29%	19%	9%	-9%
30%	**45%**	47%	45%	35%	20%	2%
40%	**60%**	65%	62%	50%	35%	13%
50%	**75%**	83%	79%	68%	49%	25%
60%	**90%**	102%	98%	85%	63%	38%

The underlying index's annualized historical volatility rate for the five-year period ended March 31, 2020 is 19.15%. The underlying index's highest one-year volatility rate during the five-year period is 27.46%. The underlying index's annualized performance for the five-year period ended March 31, 2020 is -0.25%.

Historical underlying index volatility and performance are not indications of what the underlying index volatility and performance will be in the future. The table is intended to isolate the effects of the underlying index volatility and index performance on the return of the Fund, and underscore that the Fund is designed as a short-term trading vehicle for investors who intend to actively monitor and manage their portfolios.

CORRELATION RISK—A number of factors may affect the Fund's ability to achieve a high degree of correlation with its benchmark, including instances in which the Fund does not hold or have exposure to each component security of the underlying index and the effect of compounding on the Fund's returns, and there can be no guarantee that the

Fund will achieve a high degree of correlation. Failure to achieve a high degree of correlation may prevent the Fund from achieving its investment objective. The Fund does not attempt to, and should not be expected to, provide returns which are a multiple of the returns of the underlying index for periods other than a single day. The risk of the Fund not achieving its daily investment objective will be more acute when the underlying index has an extreme one-day movement approaching 50%. **In addition, as a result of compounding, the Fund's performance for periods greater than a single day is likely to be either greater than or less than the performance of the underlying index times the stated multiple in the Fund's investment objective, before accounting for Fund fees and expenses.**

COUNTERPARTY CREDIT RISK—The Fund may invest in financial instruments involving counterparties that attempt to gain exposure to a particular group of securities, index or asset class without actually purchasing those securities or investments, or to hedge a position. The Fund's use of such financial instruments, including swap agreements, involves risks that are different from those associated with ordinary portfolio securities transactions. For example, the Fund is exposed to the risk that the counterparty may be unwilling or unable to make timely payments to meet its contractual obligations or may fail to return holdings that are subject to the agreement with the counterparty. If the counterparty becomes bankrupt or defaults on its payment obligations to the Fund, the Fund may not receive the full amount that it is entitled to receive. If this occurs, the value of your shares in the Fund will decrease.

CREDIT RISK—The Fund could lose money if the debt securities or other instruments in which it invests decline in price, or the issuer or guarantor of such instrument fails to pay interest or principal when due because the issuer or guarantor of the instrument experiences an actual or perceived decline in its financial status. Generally, credit risk is increased when a portfolio security is downgraded or the perceived creditworthiness of the issuer or guarantor deteriorates, though the effect of any credit rating downgrade can be uncertain. To the extent the Fund invests in below investment grade instruments, it will be exposed to a greater amount of credit risk than a fund which only invests in investment grade securities. In addition, to the extent the Fund uses credit derivatives, such use will expose it to additional risk in the event that the bonds underlying the derivatives default. The degree of credit risk depends on the issuer's or guarantor's financial condition and on the terms of the instruments.

DERIVATIVES RISK—The Fund's investments in derivatives may pose risks in addition to and greater than those associated with investing directly in securities or other investments, including risks relating to leverage, imperfect correlations with underlying investments or the Fund's other portfolio holdings, high price volatility, lack of availability, counterparty credit, liquidity, valuation and legal restrictions. Their use is a highly specialized activity that involves investment techniques and risks different from those associated with ordinary portfolio securities transactions. If the Advisor is incorrect about its expectations of market conditions, the use of derivatives could also result in a loss, which in some cases may be unlimited. Certain risks are specific to the derivatives in which the Fund invests.

SWAP AGREEMENTS RISK—Swap agreements are contracts among the Fund and a counterparty to exchange the return of the pre-determined underlying investment (such as the rate of return of the underlying index). Swap agreements may be negotiated bilaterally and traded OTC between two parties or, in some instances, must be transacted through a futures commission merchant and cleared through a clearinghouse that serves as a central counterparty. Risks associated with the use of swap agreements are different from those associated with ordinary portfolio securities transactions, due in part to the fact they could be considered illiquid and many swaps trade on the OTC market. Swaps are particularly subject to counterparty credit, correlation, valuation, liquidity and leveraging risks. Certain standardized swaps are subject to mandatory central clearing. Central clearing is expected to reduce counterparty credit risk and increase liquidity, but central clearing does not make swap transactions risk-free.

FUTURES CONTRACTS RISK—Futures contracts are typically exchange-traded contracts that call for the future delivery of an asset at a certain price and date, or cash settlement of the terms of the contract. Risks of futures contracts may be caused by an imperfect correlation between movements in the price of the instruments and the price of the underlying securities. In addition, there is the risk that the Fund may not be able to enter into a closing transaction because of an illiquid market. Exchanges can limit the number of positions that can be held or controlled by the Fund or the Advisor, thus limiting the ability to implement the Fund's strategies. Futures markets are highly volatile and the use of futures may increase the volatility of the Fund's net asset value ("NAV"). Futures also are subject to leverage risks and to liquidity risk.

OPTIONS CONTRACTS RISK—Options or options on futures contracts give the holder of the option the right to buy (or to sell) a position in a security or in a contract to the writer of the option, at a certain price. They are subject to correlation risk because there may be an imperfect correlation between the options and the securities markets that cause a given transaction to fail to achieve its objectives. The successful use of options depends on the Advisor's ability to correctly predict future price fluctuations and the degree of correlation between the options and securities markets. Exchanges can limit the number of positions that can be held or controlled by the Fund or the Advisor, thus limiting the ability to implement the Fund's strategies. Options also are particularly subject to leverage risk and can be subject to liquidity risk.

EARLY CLOSING RISK—The Fund is subject to the risk that unanticipated early closings of securities exchanges and other financial markets may result in the Fund's inability to buy or sell securities or other financial instruments on that day and may cause the Fund to incur substantial trading losses.

EQUITY RISK—The Fund is subject to the risk that the value of the equity securities and equity-based derivatives in the Fund's portfolio will decline due to volatility in the equity market caused by general market and economic conditions, perceptions regarding particular industries represented in the equity market, or factors relating to specific companies to which the Fund has investment exposure.

HIGH YIELD AND UNRATED SECURITIES RISK—The Fund's exposure to higher yielding, below investment grade and unrated high risk debt securities (commonly known as "junk bonds") may present additional risk because these securities may be less liquid and present greater credit risk than investment grade bonds. The price of high yield securities tends to be subject to greater volatility due to issuer-specific operating results and outlook and to real or perceived adverse economic and competitive industry conditions. This exposure may be obtained through investments in other investment companies.

INTEREST RATE RISK—The market value of fixed income investments and related financial instruments will change in response to interest rate changes. During periods of falling interest rates, the values of fixed income securities generally rise. Conversely, during periods of rising interest rates, the values of such securities generally decline. Securities with greater interest rate sensitivity and longer maturities generally are subject to greater fluctuations in value. The Fund may invest in variable and floating rate securities. Although these instruments are generally less sensitive to interest rate changes than fixed rate instruments, the value of floating rate and variable securities may decline if their interest rates do not rise as quickly, or as much, as general interest rates. Changes in government or central bank policy, including changes in tax policy or changes in a central bank's implementation of specific policy goals, may have a substantial impact on interest rates, and could have an adverse effect on prices for fixed income securities and on the performance of the Fund. In particular, interest rates in the U.S. are at or near historically low levels and as a result, fixed income securities markets may experience heightened levels of interest rate risk. Any unexpected or sudden reversal of the fiscal policy underlying current interest rate levels could adversely affect the value of the Fund. There can be no guarantee that any particular government or central bank policy will be continued, discontinued or changed, nor that any such policy will have the desired effect on interest rates.

INVESTMENT IN INVESTMENT VEHICLES RISK—Investing in other investment vehicles, including ETFs, closed-end funds, affiliated short-term fixed income funds and other mutual funds, subjects the Fund to those risks affecting the investment vehicle, including the possibility that the value of the underlying securities held by the investment vehicle could decrease or the portfolio becomes illiquid. Moreover, the Fund and its shareholders will incur its pro rata share of the underlying vehicles' expenses, which will reduce the Fund's performance. In addition, investments in an ETF are subject to, among other risks, the risk that the ETF's shares may trade at a discount or premium relative to the NAV of the shares and the listing exchange may halt trading of the ETF's shares.

INVESTMENT IN LOANS RISK—Investing in loans involves special types of risks, including credit risk, interest rate risk, counterparty risk and prepayment risk. Loans may offer a fixed or floating interest rate. Loans are often generally below investment grade and may be unrated. Loans may be difficult to value and some can be subject to liquidity risk.

LEVERAGING RISK—The Fund achieves leveraged exposure to the underlying index through the use of derivative instruments. The more the Fund invests in leveraged instruments, the more this leverage will magnify any losses on those investments. The Fund's investment in these instruments generally requires a small investment relative to the amount of investment exposure assumed. As a result, such investments may give rise to losses that exceed the

amount invested in those instruments. Since the Fund's investment strategy involves consistently applied leverage, the value of the Fund's shares will tend to increase or decrease more than the value of any increase or decrease in the underlying index. Leverage also will have the effect of magnifying tracking error.

LIQUIDITY AND VALUATION RISK—In certain circumstances, it may be difficult for the Fund to purchase and sell a particular investment within a reasonable time at a fair price, or the price at which it has been valued by the Advisor for purposes of the Fund's NAV, causing the Fund to be less liquid. While the Fund intends to invest in liquid securities and financial instruments, under certain market conditions, such as when trading in a particular investment has been halted temporarily by an exchange because the maximum price change of that investment has been realized, it may be difficult or impossible for the Fund to liquidate such investments. In addition, the ability of the Fund to assign an accurate daily value to certain investments may be difficult, and the Advisor may be required to fair value the investments.

MARKET RISK—The market value of the securities and derivatives held by the Fund may fluctuate over time in response to factors affecting individual companies or other factors such as changing economic, political or financial markets.

NON-DIVERSIFICATION RISK—The Fund is considered non-diversified and can invest a greater portion of its assets in securities of individual issuers than a diversified fund. As a result, changes in the market value of a single issuer's securities could cause greater fluctuations in the value of Fund shares than would occur in a diversified fund. The Fund may become diversified for periods of time solely as a result of changes in the composition of the underlying index (*e.g.*, changes in the relative market capitalization or weights of one or more index component stocks).

OTC TRADING RISK—Certain of the derivatives in which the Fund may invest may be traded (and privately negotiated) in the OTC market. While the OTC derivatives market is the primary trading venue for many derivatives, it is largely unregulated and provides for less transparency than a national securities or commodities exchange. As a result and similar to other privately negotiated contracts, the Fund is subject to counterparty credit risk with respect to such derivatives contracts.

PASSIVE INVESTMENT RISK—The Fund is not actively managed and the Advisor does not attempt to take defensive positions in declining markets. Therefore, the Fund may be subject to greater losses in a declining market than a fund that is actively managed.

PORTFOLIO TURNOVER RISK—Periodic rebalancing of the Fund's holdings pursuant to its daily investment objective may lead to a greater number of portfolio transactions in the Fund than experienced by other mutual funds. Such frequent and active trading may lead to significantly higher transaction costs because of increased broker commissions associated with such transactions.

PREPAYMENT AND EXTENSION RISK—Prepayment risk is the risk that the principal on mortgage-backed securities, other asset-backed securities or any debt security with an embedded call option may be prepaid at any time, which could reduce the security's yield and market value. In the case of prepayment risk, if the investment is converted, prepaid or redeemed before maturity, the portfolio manager may not be able to invest the proceeds in other investments providing as high a level of income, resulting in a reduced yield to the Fund. The rate of prepayments tends to increase as interest rates fall, which could cause the average maturity of the portfolio to shorten. Conversely, extension risk is the risk that an unexpected rise in interest rates will extend the life of a mortgage- or asset-backed security beyond the prepayment time. If the Fund's investments are locked in at a lower interest rate for a longer period of time, the portfolio manager may be unable to capitalize on securities with higher interest rates or wider spreads.

REAL ESTATE INVESTMENT TRUST ("REIT") RISK—REITs are securities that invest substantially all of their assets in real estate, trade like stocks and may qualify for special tax considerations. Investments in REITs subject the Fund to risks associated with the direct ownership of real estate. Market conditions or events affecting the overall real estate and REIT markets, such as declining property values or rising interest rates, could have a negative impact on the real estate market and the value of REITs in general. REITs may be affected by changes in the value of the underlying property owned by the trusts, economic downturns which may have a material effect on the real estate in which the REITs invest and their underlying portfolio securities. Further, REITs are dependent upon specialized management skills and may have their investments in relatively few properties, or in a small geographic area or a single property

type. Failure of a company to qualify as a REIT under federal tax law may have adverse consequences to the Fund. In addition, REITs have their own expenses, and the Fund will bear a proportionate share of those expenses.

REGULATORY AND LEGAL RISK—U.S. and non-U.S. governmental agencies and other regulators regularly implement additional regulations and legislators pass new laws that affect the investments held by the Fund, the strategies used by the Fund or the level of regulation or taxation applying to the Fund (such as regulations related to investments in derivatives and other transactions). These regulations and laws impact the investment strategies, performance, costs and operations of the Fund or taxation of shareholders.

REPURCHASE AGREEMENT RISK—The Fund's investment in repurchase agreements may be subject to market and credit risk with respect to the collateral securing the repurchase agreements. Investments in repurchase agreements also may be subject to the risk that the market value of the underlying obligations may decline prior to the expiration of the repurchase agreement term.

SECTOR RISK—The Fund is subject to the Sector Risks described below.

Consumer Discretionary Sector Risk. The Fund's investments are exposed to issuers conducting business in the Consumer Discretionary Sector. The manufacturing segment of the Consumer Discretionary Sector includes automotive, household durable goods, leisure equipment and textiles and apparel. The services segment includes hotels, restaurants and other leisure facilities, media production and services, and consumer retailing and services. The Fund is subject to the risk that the securities of such issuers will underperform the market as a whole due to legislative or regulatory changes, adverse market conditions and/or increased competition affecting the Consumer Discretionary Sector. The performance of companies operating in the Consumer Discretionary Sector has historically been closely tied to the performance of the overall economy, and also is affected by economic growth, consumer confidence, attitudes and spending. Changes in demographics and consumer tastes also can affect the demand for, and success of, consumer products and services in the marketplace. Moreover, the Consumer Discretionary Sector encompasses those businesses that tend to be the most sensitive to economic cycles.

Financials Sector Risk. The Fund's investments are exposed to issuers conducting business in the Financials Sector. The Financials Sector includes companies involved in banking, thrifts and mortgage finance, specialized finance, consumer finance, asset management and custody banks, investment banking and brokerage, and insurance. It also includes the Financial Exchanges & Data and Mortgage Real Estate Investment Trusts (REITs) sub-industries. Certain Financials Sector issuers serve as counterparties with which the Fund may enter into derivatives agreements or other similar contractual arrangements. The Fund is subject to the risk that the securities of such issuers will underperform the market as a whole due to legislative or regulatory changes, adverse market conditions and/or increased competition affecting the Financials Sector, which may adversely affect a company's ability to fulfill its obligations as a financial counterparty. Companies operating in the Financials Sector are subject to extensive government regulation, which may limit the financial commitments they can make and the interest rates and fees they can charge. Profitability is largely dependent on the availability and cost of capital funds, and may fluctuate significantly when interest rates change or due to increased competition.

Health Care Sector Risk. The Fund's investments are exposed to issuers conducting business in the Health Care Sector. The Health Care Sector includes health care providers and services, companies that manufacture and distribute health care equipment and supplies, and health care technology companies. It also includes companies involved in the research, development, production and marketing of pharmaceuticals and biotechnology products. The Fund is subject to the risk that the securities of such issuers will underperform the market as a whole due to legislative or regulatory changes, adverse market conditions and/or increased competition affecting the Health Care Sector. The prices of the securities of companies operating in the Health Care Sector are closely tied to government regulation and approval of their products and services, which can have a significant effect on the price and availability of those products and services.

Industrials Sector Risk. The Fund's investments are exposed to issuers conducting business in the Industrials Sector. The Industrials Sector includes manufacturers and distributors of capital goods such as aerospace and defense, building projects, electrical equipment and machinery, and companies that offer construction and engineering services. It also includes providers of commercial and professional services including printing,

environmental and facilities services, office services and supplies, security and alarm services, human resource and employment services, and research and consulting services. It also includes companies that provide transportation services. The Fund is subject to the risk that the securities of such issuers will underperform the market as a whole due to legislative or regulatory changes, adverse market conditions and/or increased competition affecting the Industrials Sector. The prices of the securities of companies operating in the Industrials Sector may fluctuate due to the level and volatility of commodity prices, the exchange value of the dollar, import controls, worldwide competition, liability for environmental damage, depletion of resources, and mandated expenditures for safety and pollution control devices.

Information Technology Sector Risk. The Fund's investments are exposed to issuers conducting business in the Information Technology Sector. The Information Technology Sector includes companies that offer software and information technology services, manufacturers and distributors of technology hardware and equipment such as communications equipment, cellular phones, computers and peripherals, electronic equipment and related instruments and semiconductors. The Fund is subject to the risk that the securities of such issuers will underperform the market as a whole due to legislative or regulatory changes, adverse market conditions and/or increased competition affecting the Information Technology Sector. The prices of the securities of companies operating in the Information Technology Sector are closely tied to market competition, increased sensitivity to short product cycles and aggressive pricing, and problems with bringing products to market.

Real Estate Sector Risk. The Fund's investments are exposed to issuers conducting business in the Real Estate Sector. The Real Estate Sector contains companies operating in real estate development and operations. It also includes companies offering real estate-related services and REITs. The Fund is subject to the risk that the securities of such issuers will underperform the market as a whole due to legislative or regulatory changes, adverse market conditions and/or increased competition affecting the Real Estate Sector. The performance of companies operating in the Real Estate Sector has historically been cyclical and particularly sensitive to the overall economy and market changes, including declines in the value of real estate or, conversely, saturation of the real estate market, economic downturns and defaults by borrowers or tenants during such periods, increases in competition, limited availability of mortgage funds or other limits to accessing the credit or capital markets, and changes in interest rates.

SHAREHOLDER TRADING RISK—The Fund may be used as a tool for certain investors that employ trading strategies involving frequent trading. Such trading strategies may lead to increased portfolio turnover in the Fund and higher transaction costs. Large movements of assets into and out of the Fund due to active or frequent trading also may adversely affect the Fund's ability to achieve its investment objective.

SMALL-CAPITALIZATION SECURITIES RISK—The Fund is subject to the risk that small-capitalization stocks may underperform other segments of the equity market or the equity market as a whole. Small-capitalization companies may be more vulnerable than larger, more established organizations to adverse business or economic developments. Securities of small-capitalization companies may experience much more price volatility, greater spreads between their bid and ask prices, significantly lower trading volumes, and cyclical or static growth prospects. Small-capitalization companies often have limited product lines, markets or financial resources, and may therefore be more vulnerable to adverse developments than larger capitalization companies.

TEMPORARY DEFENSIVE INVESTMENT RISK—The Advisor generally does not attempt to take defensive positions in the Fund in declining markets. Therefore, the Fund may be subject to greater losses in a declining market than a fund that does take defensive positions in declining markets.

TRACKING ERROR RISK—The Advisor may not be able to cause the Fund's performance to correlate to that of the Fund's benchmark, either on a daily or aggregate basis. Factors such as Fund expenses, imperfect correlation between the Fund's investments and those of the underlying index, rounding of share prices, changes to the composition of the underlying index, regulatory policies, high portfolio turnover rate, and the use of leverage all contribute to tracking error. Tracking error may cause the Fund's performance to be less than you expect.

TRADING HALT RISK—The Fund typically will hold futures contracts and short-term options. The major exchanges on which these contracts are traded, such as the Chicago Mercantile Exchange, have established limits on how much the trading price of a futures contract or option may decline over various time periods within a day, and may halt

trading in a contract that exceeds such limits. If a trading halt occurs, the Fund may temporarily be unable to purchase or sell certain securities, futures contracts or options. Such a trading halt near the time the Fund prices its shares may limit the Fund's ability to use leverage and fully invest its assets, which could increase tracking error and adversely affect performance, and may prevent the Fund from achieving its investment objective.

U.S. GOVERNMENT SECURITIES RISK—U.S. government securities may or may not be backed by the full faith and credit of the U.S. government. The value of U.S. government securities will fluctuate and such securities are subject to the risks associated with fixed-income and debt securities, particularly interest rate and credit risk.

PERFORMANCE INFORMATION

The following bar chart shows the performance of the shares of the Fund from year to year. The variability of performance over time provides an indication of the risks of investing in the Fund. The following table shows the performance of the shares of the Fund as an average over different periods of time in comparison to the performance of a broad-based market index. The figures in the bar chart and table assume the reinvestment of dividends and capital gains distributions. The performance information below does not reflect fees and expenses of any variable contract that may use the Fund as its underlying investment and would be lower if it did. Of course, this past performance (before taxes) does not necessarily indicate how the Fund will perform in the future.

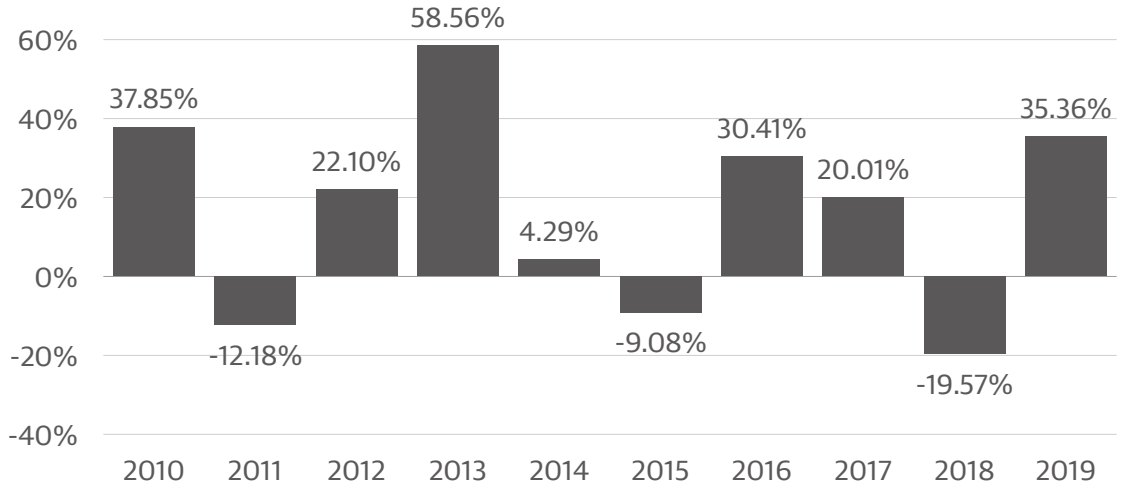

Highest Quarter Return
Q4 2010 24.34%

Lowest Quarter Return
Q3 2011 -33.30%

AVERAGE ANNUAL TOTAL RETURN

(for periods ended December 31, 2019)

	Past 1 Year	Past 5 Years	Past 10 Years
Russell 2000® 1.5x Strategy Fund	35.36%	9.15%	14.24%
Russell 2000® Index *(reflects no deduction for fees, expenses or taxes)*	25.52%	9.64%	13.47%

MANAGEMENT

INVESTMENT ADVISOR

Security Investors, LLC, which operates under the name Guggenheim Investments, serves as the investment adviser of the Fund.

PORTFOLIO MANAGERS

- **Michael P. Byrum**, CFA, Senior Vice President. Mr. Byrum has been associated with the Advisor since 1993.
- **Ryan A. Harder,** CFA, Portfolio Manager. Mr. Harder has been associated with the Advisor since 2004.

PURCHASE AND SALE OF FUND SHARES

Shares of the Fund are purchased by insurance companies for their separate accounts to fund variable life insurance and variable annuity contracts. All orders for the purchase of shares are subject to acceptance or rejection by the Trust. All redemption requests will be processed and payment with respect thereto will be made within seven days after tender.

TAX INFORMATION

The tax consequences of your investment in the Fund depend on the provisions of the annuity or life insurance program through which you invest. For more information on taxes, please refer to the accompanying prospectus of the annuity or life insurance program through which Fund shares are offered.

S&P 500® FUND

INVESTMENT OBJECTIVE

The S&P 500® Fund (the "Fund") seeks to provide investment results that match, before fees and expenses, the performance of a specific benchmark on a daily basis. The Fund's current benchmark is the S&P 500® Index (the "underlying index").

FEES AND EXPENSES OF THE FUND

This table describes the fees and expenses that you may pay if you buy and hold shares of the Fund. Owners of variable annuity and insurance contracts that invest in the Fund also should refer to the variable insurance contract prospectus for a description of fees and expenses that may be deducted at the separate account level or contract level for any charges that may be incurred under a contract. If the information below were to reflect the deduction of insurance charges, fees and expenses would be higher.

SHAREHOLDER FEES *(fees paid directly from your investment)*	N/A
ANNUAL FUND OPERATING EXPENSES *(expenses that you pay each year as a percentage of the value of your investment)*	
Management Fees	0.75%
Other Expenses*	0.87%
Total Annual Fund Operating Expenses	1.62%

* "Other Expenses" is based on estimated amounts for the current fiscal year and does not include fees paid to the Fund's swap contract counterparties, or the management fees, performance fees, and expenses of the reference assets or trading vehicles underlying such swap contracts. These fees and expenses, which are not reflected in this Annual Fund Operating Expenses table, are embedded in the returns of the swap contracts (*i.e.*, the fees and expenses reduce the investment returns of the swap contracts) and represent an indirect cost of investing in the Fund.

EXAMPLE

This Example is intended to help you compare the cost of investing in the Fund with the cost of investing in other mutual funds. The Example does not reflect the fees and expenses which are, or may be, imposed under your variable insurance contract. If the Example were to reflect the deduction of such charges, the costs shown would be greater. The Example assumes that you invest $10,000 in the Fund for the time periods indicated and then redeem all of your shares at the end of those periods. The Example also assumes that your investment has a 5% return each year and that the Fund's operating expenses remain the same. Although your actual costs may be higher or lower, based on these assumptions your costs would be:

1 Year	3 Years
$165	$511

PORTFOLIO TURNOVER

The Fund pays transaction costs, such as commissions, when it buys and sells securities (or "turns over" its portfolio). A higher portfolio turnover rate may indicate higher transaction costs. These costs, which are not reflected in the Total Annual Fund Operating Expenses or the Example, affect the Fund's performance. Since the Fund had not yet commenced operations as of the most recent fiscal year end, there is no portfolio turnover rate to report.

PRINCIPAL INVESTMENT STRATEGIES

The Fund employs as its investment strategy a program of investing in the common stock of companies that are generally within the capitalization range of the underlying index and derivative instruments, which primarily consist of equity index swaps and swaps on exchange-traded funds ("ETFs"), futures contracts, and options on securities, futures contracts, and stock indices. While the Fund may write (sell) and purchase swaps, it expects primarily to purchase swaps. Swap agreements and futures and options contracts enable the Fund to pursue its objective without investing directly in the securities included in the underlying index, or in the same proportion that those securities

are represented in the underlying index. Certain of the Fund's derivatives investments may be traded in the over-the-counter ("OTC") market. Under normal circumstances, the Fund will invest at least 80% of its net assets, plus any borrowings for investment purposes, in securities of companies in the underlying index and derivatives and other instruments whose performance is expected to correspond to that of the underlying index.

Investments in derivative instruments, such as futures, options and swap agreements, have the economic effect of creating financial leverage in the Fund's portfolio because such investments may give rise to losses that exceed the amount the Fund has invested in those instruments. Financial leverage will magnify, sometimes significantly, the Fund's exposure to any increase or decrease in prices associated with a particular reference asset resulting in increased volatility in the value of the Fund's portfolio. The value of the Fund's portfolio is likely to experience greater volatility over short-term periods. While such financial leverage has the potential to produce greater gains, it also may result in greater losses, which in some cases may cause the Fund to liquidate other portfolio investments at a loss to comply with limits on leverage and asset segregation requirements imposed by the Investment Company Act of 1940 or to meet redemption requests.

The S&P 500® Index is a capitalization-weighted index composed of 500 common stocks, which are chosen by the Standard & Poor's Corporation on a statistical basis, and which generally represent large-capitalization companies with capitalizations ranging from $1.5 billion to $1,200.3 billion as of March 31, 2020. To the extent the Fund's underlying index is concentrated in a particular industry the Fund will necessarily be concentrated in that industry. While the Fund's sector exposure may vary over time, as of March 31, 2020, the Fund has significant exposure to the Communication Services Sector, Consumer Discretionary Sector, Financials Sector, Health Care Sector, and Information Technology Sector, as each sector is defined by the Global Industry Classification Standard, a widely recognized industry classification methodology developed by MSCI, Inc. and Standard & Poor's Financial Services LLC.

On a day-to-day basis, the Fund may hold short-term U.S. government securities or cash equivalents. The Fund also may enter into repurchase agreements with counterparties that are deemed to present acceptable credit risks. In an effort to ensure that the Fund is fully invested on a day-to-day basis, the Fund may conduct any necessary trading activity at or just prior to the close of the U.S. financial markets. The Fund is non-diversified and, therefore, may invest a greater percentage of its assets in a particular issuer in comparison to a diversified fund.

PRINCIPAL RISKS

As with all mutual funds, a shareholder is subject to the risk that his or her investment could lose money. In addition to this risk, the Fund is subject to the principal risks described below.

COUNTERPARTY CREDIT RISK—The Fund may invest in financial instruments involving counterparties that attempt to gain exposure to a particular group of securities, index or asset class without actually purchasing those securities or investments, or to hedge a position. The Fund's use of such financial instruments, including swap agreements, involves risks that are different from those associated with ordinary portfolio securities transactions. For example, the Fund is exposed to the risk that the counterparty may be unwilling or unable to make timely payments to meet its contractual obligations or may fail to return holdings that are subject to the agreement with the counterparty. If the counterparty becomes bankrupt or defaults on its payment obligations to the Fund, the Fund may not receive the full amount that it is entitled to receive. If this occurs, the value of your shares in the Fund will decrease.

CREDIT RISK—The Fund could lose money if the debt securities or other instruments in which it invests decline in price, or the issuer or guarantor of such instrument fails to pay interest or principal when due because the issuer or guarantor of the instrument experiences an actual or perceived decline in its financial status. Generally, credit risk is increased when a portfolio security is downgraded or the perceived creditworthiness of the issuer or guarantor deteriorates, though the effect of any credit rating downgrade can be uncertain. To the extent the Fund invests in below investment grade instruments, it will be exposed to a greater amount of credit risk than a fund which only invests in investment grade securities. In addition, to the extent the Fund uses credit derivatives, such use will expose it to additional risk in the event that the bonds underlying the derivatives default. The degree of credit risk depends on the issuer's or guarantor's financial condition and on the terms of the instruments.

DERIVATIVES RISK—The Fund's investments in derivatives may pose risks in addition to and greater than those associated with investing directly in securities or other investments, including risks relating to leverage, imperfect correlations with underlying investments or the Fund's other portfolio holdings, high price volatility, lack of availability, counterparty credit, liquidity, valuation and legal restrictions. Their use is a highly specialized activity

that involves investment techniques and risks different from those associated with ordinary portfolio securities transactions. If the Advisor is incorrect about its expectations of market conditions, the use of derivatives could also result in a loss, which in some cases may be unlimited. Certain risks are specific to the derivatives in which the Fund invests.

SWAP AGREEMENTS RISK—Swap agreements are contracts among the Fund and a counterparty to exchange the return of the pre-determined underlying investment (such as the rate of return of the underlying index). Swap agreements may be negotiated bilaterally and traded OTC between two parties or, in some instances, must be transacted through a futures commission merchant and cleared through a clearinghouse that serves as a central counterparty. Risks associated with the use of swap agreements are different from those associated with ordinary portfolio securities transactions, due in part to the fact they could be considered illiquid and many swaps trade on the OTC market. Swaps are particularly subject to counterparty credit, correlation, valuation, liquidity and leveraging risks. Certain standardized swaps are subject to mandatory central clearing. Central clearing is expected to reduce counterparty credit risk and increase liquidity, but central clearing does not make swap transactions risk-free.

FUTURES CONTRACTS RISK—Futures contracts are typically exchange-traded contracts that call for the future delivery of an asset at a certain price and date, or cash settlement of the terms of the contract. Risks of futures contracts may be caused by an imperfect correlation between movements in the price of the instruments and the price of the underlying securities. In addition, there is the risk that the Fund may not be able to enter into a closing transaction because of an illiquid market. Exchanges can limit the number of positions that can be held or controlled by the Fund or the Advisor, thus limiting the ability to implement the Fund's strategies. Futures markets are highly volatile and the use of futures may increase the volatility of the Fund's net asset value ("NAV"). Futures also are subject to leverage risks and to liquidity risk.

OPTIONS CONTRACTS RISK—Options or options on futures contracts give the holder of the option the right to buy (or to sell) a position in a security or in a contract to the writer of the option, at a certain price. They are subject to correlation risk because there may be an imperfect correlation between the options and the securities markets that cause a given transaction to fail to achieve its objectives. The successful use of options depends on the Advisor's ability to correctly predict future price fluctuations and the degree of correlation between the options and securities markets. Exchanges can limit the number of positions that can be held or controlled by the Fund or the Advisor, thus limiting the ability to implement the Fund's strategies. Options also are particularly subject to leverage risk and can be subject to liquidity risk.

EARLY CLOSING RISK—The Fund is subject to the risk that unanticipated early closings of securities exchanges and other financial markets may result in the Fund's inability to buy or sell securities or other financial instruments on that day and may cause the Fund to incur substantial trading losses.

EQUITY RISK—The Fund is subject to the risk that the value of the equity securities and equity-based derivatives in the Fund's portfolio will decline due to volatility in the equity market caused by general market and economic conditions, perceptions regarding particular industries represented in the equity market, or factors relating to specific companies to which the Fund has investment exposure.

INTEREST RATE RISK—The market value of fixed income investments and related financial instruments will change in response to interest rate changes. During periods of falling interest rates, the values of fixed income securities generally rise. Conversely, during periods of rising interest rates, the values of such securities generally decline. Securities with greater interest rate sensitivity and longer maturities generally are subject to greater fluctuations in value. The Fund may invest in variable and floating rate securities. Although these instruments are generally less sensitive to interest rate changes than fixed rate instruments, the value of floating rate and variable securities may decline if their interest rates do not rise as quickly, or as much, as general interest rates. Changes in government or central bank policy, including changes in tax policy or changes in a central bank's implementation of specific policy goals, may have a substantial impact on interest rates, and could have an adverse effect on prices for fixed income securities and on the performance of the Fund. In particular, interest rates in the U.S. are at or near historically low levels and as a result, fixed income securities markets may experience heightened levels of interest rate risk. Any unexpected or sudden reversal of the fiscal policy underlying current interest rate levels could adversely affect the value of the Fund. There can be no guarantee that any particular government or central bank policy will be continued, discontinued or changed, nor that any such policy will have the desired effect on interest rates.

LARGE-CAPITALIZATION SECURITIES RISK—The Fund is subject to the risk that large-capitalization stocks may underperform other segments of the equity market or the equity market as a whole. Larger, more established companies may be unable to respond quickly to new competitive challenges such as changes in technology and may not be able to attain the high growth rate of smaller companies, especially during extended periods of economic expansion.

LIQUIDITY AND VALUATION RISK—In certain circumstances, it may be difficult for the Fund to purchase and sell a particular investment within a reasonable time at a fair price, or the price at which it has been valued by the Advisor for purposes of the Fund's NAV, causing the Fund to be less liquid. While the Fund intends to invest in liquid securities and financial instruments, under certain market conditions, such as when trading in a particular investment has been halted temporarily by an exchange because the maximum price change of that investment has been realized, it may be difficult or impossible for the Fund to liquidate such investments. In addition, the ability of the Fund to assign an accurate daily value to certain investments may be difficult, and the Advisor may be required to fair value the investments.

MARKET RISK—The market value of the securities and derivatives held by the Fund may fluctuate over time in response to factors affecting individual companies or other factors such as changing economic, political or financial markets.

NON-DIVERSIFICATION RISK—The Fund is considered non-diversified and can invest a greater portion of its assets in securities of individual issuers than a diversified fund. As a result, changes in the market value of a single issuer's securities could cause greater fluctuations in the value of Fund shares than would occur in a diversified fund. The Fund may become diversified for periods of time solely as a result of changes in the composition of the underlying index (*e.g.*, changes in the relative market capitalization or weights of one or more index component stocks).

OTC TRADING RISK—Certain of the derivatives in which the Fund may invest may be traded (and privately negotiated) in the OTC market. While the OTC derivatives market is the primary trading venue for many derivatives, it is largely unregulated and provides for less transparency than a national securities or commodities exchange. As a result and similar to other privately negotiated contracts, the Fund is subject to counterparty credit risk with respect to such derivatives contracts.

PASSIVE INVESTMENT RISK—The Fund is not actively managed and the Advisor does not attempt to take defensive positions in declining markets. Therefore, the Fund may be subject to greater losses in a declining market than a fund that is actively managed.

PORTFOLIO TURNOVER RISK—Periodic rebalancing of the Fund's holdings pursuant to its daily investment objective may lead to a greater number of portfolio transactions in the Fund than experienced by other mutual funds. Such frequent and active trading may lead to significantly higher transaction costs because of increased broker commissions associated with such transactions.

REGULATORY AND LEGAL RISK—U.S. and non-U.S. governmental agencies and other regulators regularly implement additional regulations and legislators pass new laws that affect the investments held by the Fund, the strategies used by the Fund or the level of regulation or taxation applying to the Fund (such as regulations related to investments in derivatives and other transactions). These regulations and laws impact the investment strategies, performance, costs and operations of the Fund or taxation of shareholders.

REPURCHASE AGREEMENT RISK—The Fund's investment in repurchase agreements may be subject to market and credit risk with respect to the collateral securing the repurchase agreements. Investments in repurchase agreements also may be subject to the risk that the market value of the underlying obligations may decline prior to the expiration of the repurchase agreement term.

SECTOR RISK—The Fund is subject to the Sector Risks described below.

> ***Communication Services Sector Risk.*** The Fund's investments are exposed to issuers conducting business in the Communication Services Sector. The Communication Services Sector includes companies that facilitate communication and offer related content and information through various mediums. It includes telecom and media & entertainment companies including producers of interactive gaming products and companies engaged in content and information creation or distribution through proprietary platforms. The Fund is subject

to the risk that the securities of such issuers will underperform the market as a whole due to legislative or regulatory changes, adverse market conditions and/or increased competition affecting the Communication Services Sector. The performance of companies operating in the Communication Services Sector has historically been closely tied to the performance of the overall economy, and also is affected by economic growth, consumer confidence, attitudes and spending. Increased sensitivity to short product cycles and aggressive pricing, challenges in bringing products to market and changes in demographics and consumer tastes also can affect the demand for, and success of, communication services products and services in the marketplace.

Consumer Discretionary Sector Risk. The Fund's investments are exposed to issuers conducting business in the Consumer Discretionary Sector. The manufacturing segment of the Consumer Discretionary Sector includes automotive, household durable goods, leisure equipment and textiles and apparel. The services segment includes hotels, restaurants and other leisure facilities, media production and services, and consumer retailing and services. The Fund is subject to the risk that the securities of such issuers will underperform the market as a whole due to legislative or regulatory changes, adverse market conditions and/or increased competition affecting the Consumer Discretionary Sector. The performance of companies operating in the Consumer Discretionary Sector has historically been closely tied to the performance of the overall economy, and also is affected by economic growth, consumer confidence, attitudes and spending. Changes in demographics and consumer tastes also can affect the demand for, and success of, consumer products and services in the marketplace. Moreover, the Consumer Discretionary Sector encompasses those businesses that tend to be the most sensitive to economic cycles.

Financials Sector Risk. The Fund's investments are exposed to issuers conducting business in the Financials Sector. The Financials Sector includes companies involved in banking, thrifts and mortgage finance, specialized finance, consumer finance, asset management and custody banks, investment banking and brokerage, and insurance. It also includes the Financial Exchanges & Data and Mortgage Real Estate Investment Trusts (REITs) sub-industries. Certain Financials Sector issuers serve as counterparties with which the Fund may enter into derivatives agreements or other similar contractual arrangements. The Fund is subject to the risk that the securities of such issuers will underperform the market as a whole due to legislative or regulatory changes, adverse market conditions and/or increased competition affecting the Financials Sector, which may adversely affect a company's ability to fulfill its obligations as a financial counterparty. Companies operating in the Financials Sector are subject to extensive government regulation, which may limit the financial commitments they can make and the interest rates and fees they can charge. Profitability is largely dependent on the availability and cost of capital funds, and may fluctuate significantly when interest rates change or due to increased competition.

Health Care Sector Risk. The Fund's investments are exposed to issuers conducting business in the Health Care Sector. The Health Care Sector includes health care providers and services, companies that manufacture and distribute health care equipment and supplies, and health care technology companies. It also includes companies involved in the research, development, production and marketing of pharmaceuticals and biotechnology products. The Fund is subject to the risk that the securities of such issuers will underperform the market as a whole due to legislative or regulatory changes, adverse market conditions and/or increased competition affecting the Health Care Sector. The prices of the securities of companies operating in the Health Care Sector are closely tied to government regulation and approval of their products and services, which can have a significant effect on the price and availability of those products and services.

Information Technology Sector Risk. The Fund's investments are exposed to issuers conducting business in the Information Technology Sector. The Information Technology Sector includes companies that offer software and information technology services, manufacturers and distributors of technology hardware and equipment such as communications equipment, cellular phones, computers and peripherals, electronic equipment and related instruments and semiconductors. The Fund is subject to the risk that the securities of such issuers will underperform the market as a whole due to legislative or regulatory changes, adverse market conditions and/or increased competition affecting the Information Technology Sector. The prices of the securities of companies operating in the Information Technology Sector are closely tied to market competition, increased sensitivity to short product cycles and aggressive pricing, and problems with bringing products to market.

SHAREHOLDER TRADING RISK—The Fund may be used as a tool for certain investors that employ trading strategies involving frequent trading. Such trading strategies may lead to increased portfolio turnover in the Fund and higher transaction costs. Large movements of assets into and out of the Fund due to active or frequent trading also may adversely affect the Fund's ability to achieve its investment objective.

TEMPORARY DEFENSIVE INVESTMENT RISK—The Advisor generally does not attempt to take defensive positions in the Fund in declining markets. Therefore, the Fund may be subject to greater losses in a declining market than a fund that does take defensive positions in declining markets.

TRACKING ERROR RISK—The Advisor may not be able to cause the Fund's performance to match that of the Fund's benchmark, either on a daily or aggregate basis. Factors such as Fund expenses, imperfect correlation between the Fund's investments and those of the underlying index, rounding of share prices, changes to the composition of the underlying index, regulatory policies, and high portfolio turnover rate all contribute to tracking error. Tracking error may cause the Fund's performance to be less than you expect.

TRADING HALT RISK—The Fund typically will hold futures contracts and short-term options. The major exchanges on which these contracts are traded, such as the Chicago Mercantile Exchange, have established limits on how much the trading price of a futures contract or option may decline over various time periods within a day, and may halt trading in a contract that exceeds such limits. If a trading halt occurs, the Fund may temporarily be unable to purchase or sell certain securities, futures contracts or options. Such a trading halt near the time the Fund prices its shares may limit the Fund's ability to fully invest its assets, which could increase tracking error and adversely affect performance, and may prevent the Fund from achieving its investment objective.

U.S. GOVERNMENT SECURITIES RISK—U.S. government securities may or may not be backed by the full faith and credit of the U.S. government. The value of U.S. government securities will fluctuate and such securities are subject to the risks associated with fixed-income and debt securities, particularly interest rate and credit risk.

PERFORMANCE INFORMATION

A comparison of the Fund's performance with that of a broad measure of market performance may give some indication of the risks of an investment in the Fund; however, the Fund has not yet commenced operations and, therefore, does not have any performance history. Of course, once the Fund has performance, this past performance (before and after taxes) does not necessarily indicate how the Fund will perform in the future.

MANAGEMENT

INVESTMENT ADVISOR

Security Investors, LLC, which operates under the name Guggenheim Investments, serves as the investment adviser of the Fund.

PORTFOLIO MANAGERS

- **Michael P. Byrum**, CFA, Senior Vice President. Mr. Byrum has been associated with the Advisor since 1993.
- **Ryan A. Harder,** CFA, Portfolio Manager. Mr. Harder has been associated with the Advisor since 2004.

PURCHASE AND SALE OF FUND SHARES

Shares of the Fund are purchased by insurance companies for their separate accounts to fund variable life insurance and variable annuity contracts. All orders for the purchase of shares are subject to acceptance or rejection by the Trust. All redemption requests will be processed and payment with respect thereto will be made within seven days after tender.

TAX INFORMATION

The tax consequences of your investment in the Fund depend on the provisions of the annuity or life insurance program through which you invest. For more information on taxes, please refer to the accompanying prospectus of the annuity or life insurance program through which Fund shares are offered.

S&P 500® PURE GROWTH FUND

INVESTMENT OBJECTIVE

The S&P 500® Pure Growth Fund (the "Fund") seeks to provide investment results that match, before fees and expenses, the performance of a benchmark for large-cap growth securities on a daily basis. The Fund's current benchmark is the S&P 500 Pure Growth Index (the "underlying index").

FEES AND EXPENSES OF THE FUND

This table describes the fees and expenses that you may pay if you buy and hold shares of the Fund. Owners of variable annuity and insurance contracts that invest in the Fund also should refer to the variable insurance contract prospectus for a description of fees and expenses that may be deducted at the separate account level or contract level for any charges that may be incurred under a contract. If the information below were to reflect the deduction of insurance charges, fees and expenses would be higher.

SHAREHOLDER FEES *(fees paid directly from your investment)*	N/A
ANNUAL FUND OPERATING EXPENSES *(expenses that you pay each year as a percentage of the value of your investment)*	
Management Fees	0.75%
Other Expenses	0.97%
Total Annual Fund Operating Expenses	1.72%

EXAMPLE

This Example is intended to help you compare the cost of investing in the Fund with the cost of investing in other mutual funds. The Example does not reflect the fees and expenses which are, or may be, imposed under your variable insurance contract. If the Example were to reflect the deduction of such charges, the costs shown would be greater. The Example assumes that you invest $10,000 in the Fund for the time periods indicated and then redeem all of your shares at the end of those periods. The Example also assumes that your investment has a 5% return each year and that the Fund's operating expenses remain the same. Although your actual costs may be higher or lower, based on these assumptions your costs would be:

1 Year	3 Years	5 Years	10 Years
$175	$542	$933	$2,030

PORTFOLIO TURNOVER

The Fund pays transaction costs, such as commissions, when it buys and sells securities (or "turns over" its portfolio). A higher portfolio turnover rate may indicate higher transaction costs. These costs, which are not reflected in the Total Annual Fund Operating Expenses or the Example, affect the Fund's performance. During the most recent fiscal year, the Fund's portfolio turnover rate was 190% of the average value of its portfolio. The Fund's portfolio turnover rate is calculated without regard to cash instruments and most derivatives. If such instruments were included, the Fund's portfolio turnover rate might be significantly higher.

PRINCIPAL INVESTMENT STRATEGIES

The Fund employs as its investment strategy a program of investing in the common stock of companies that are generally within the capitalization range of the underlying index and derivative instruments, which primarily consist of equity index swaps, futures contracts, and options on securities, futures contracts, and stock indices. While the Fund may write (sell) and purchase swaps, it expects primarily to purchase swaps. Equity index swaps and futures and options contracts enable the Fund to pursue its investment objective without investing directly in the securities included in the underlying index or in the same proportion that those securities are represented in the underlying index. Certain of the Fund's derivatives investments may be traded in the over-the-counter ("OTC") market. Under normal circumstances, the Fund will invest at least 80% of its net assets, plus any borrowings for investment purposes, in securities of companies in the underlying index and derivatives and other instruments whose performance is expected to correspond to that of the underlying index.

Investments in derivative instruments, such as futures, options and swap agreements, have the economic effect of creating financial leverage in the Fund's portfolio because such investments may give rise to losses that exceed the amount the Fund has invested in those instruments. Financial leverage will magnify, sometimes significantly, the Fund's exposure to any increase or decrease in prices associated with a particular reference asset resulting in increased volatility in the value of the Fund's portfolio. The value of the Fund's portfolio is likely to experience greater volatility over short-term periods. While such financial leverage has the potential to produce greater gains, it also may result in greater losses, which in some cases may cause the Fund to liquidate other portfolio investments at a loss to comply with limits on leverage and asset segregation requirements imposed by the Investment Company Act of 1940 or to meet redemption requests.

The S&P 500 Pure Growth Index is composed of those constituents of the S&P 500® that exhibit the strongest growth characteristics as measured using three factors: sales growth, ratio of earnings change to price, and momentum. The S&P 500® Index is a capitalization-weighted index composed of 500 common stocks, which are chosen by the Standard & Poor's Corporation on a statistical basis, and which generally represent large-capitalization companies with capitalizations ranging from $1.5 billion to $1,200.3 billion as of March 31, 2020. As of March 31, 2020, the S&P 500 Pure Growth Index included companies with capitalizations ranging from $4.0 billion to $1,200.3 billion. To the extent the Fund's underlying index is concentrated in a particular industry the Fund will necessarily be concentrated in that industry. While the Fund's sector exposure may vary over time, as of March 31, 2020, the Fund has significant exposure to the Consumer Discretionary Sector, Industrials Sector, and Information Technology Sector, as each sector is defined by the Global Industry Classification Standard, a widely recognized industry classification methodology developed by MSCI, Inc. and Standard & Poor's Financial Services LLC.

On a day-to-day basis, the Fund may hold short-term U.S. government securities or cash equivalents to collateralize its derivatives positions. In an effort to ensure that the Fund is fully invested on a day-to-day basis, the Fund may conduct any necessary trading activity at or just prior to the close of the U.S. financial markets. The Fund is non-diversified and, therefore, may invest a greater percentage of its assets in a particular issuer in comparison to a diversified fund.

PRINCIPAL RISKS

As with all mutual funds, a shareholder is subject to the risk that his or her investment could lose money. In addition to this risk, the Fund is subject to the principal risks described below.

COUNTERPARTY CREDIT RISK—The Fund may invest in financial instruments involving counterparties that attempt to gain exposure to a particular group of securities, index or asset class without actually purchasing those securities or investments, or to hedge a position. The Fund's use of such financial instruments, including swap agreements, involves risks that are different from those associated with ordinary portfolio securities transactions. For example, the Fund is exposed to the risk that the counterparty may be unwilling or unable to make timely payments to meet its contractual obligations or may fail to return holdings that are subject to the agreement with the counterparty. If the counterparty becomes bankrupt or defaults on its payment obligations to the Fund, the Fund may not receive the full amount that it is entitled to receive. If this occurs, the value of your shares in the Fund will decrease.

DERIVATIVES RISK—The Fund's investments in derivatives may pose risks in addition to and greater than those associated with investing directly in securities or other investments, including risks relating to leverage, imperfect correlations with underlying investments or the Fund's other portfolio holdings, high price volatility, lack of availability, counterparty credit, liquidity, valuation and legal restrictions. Their use is a highly specialized activity that involves investment techniques and risks different from those associated with ordinary portfolio securities transactions. If the Advisor is incorrect about its expectations of market conditions, the use of derivatives could also result in a loss, which in some cases may be unlimited. Certain risks are specific to the derivatives in which the Fund invests.

> **SWAP AGREEMENTS RISK**—Swap agreements are contracts among the Fund and a counterparty to exchange the return of the pre-determined underlying investment (such as the rate of return of the underlying index). Swap agreements may be negotiated bilaterally and traded OTC between two parties or, in some instances, must be transacted through a futures commission merchant and cleared through a clearinghouse that serves as a central counterparty. Risks associated with the use of swap agreements are different from those associated with ordinary portfolio securities transactions, due in part to the fact they could be considered illiquid and many swaps trade on the OTC market. Swaps are particularly subject to counterparty credit, correlation, valuation,

liquidity and leveraging risks. Certain standardized swaps are subject to mandatory central clearing. Central clearing is expected to reduce counterparty credit risk and increase liquidity, but central clearing does not make swap transactions risk-free.

FUTURES CONTRACTS RISK—Futures contracts are typically exchange-traded contracts that call for the future delivery of an asset at a certain price and date, or cash settlement of the terms of the contract. Risks of futures contracts may be caused by an imperfect correlation between movements in the price of the instruments and the price of the underlying securities. In addition, there is the risk that the Fund may not be able to enter into a closing transaction because of an illiquid market. Exchanges can limit the number of positions that can be held or controlled by the Fund or the Advisor, thus limiting the ability to implement the Fund's strategies. Futures markets are highly volatile and the use of futures may increase the volatility of the Fund's net asset value ("NAV"). Futures also are subject to leverage risks and to liquidity risk.

OPTIONS CONTRACTS RISK—Options or options on futures contracts give the holder of the option the right to buy (or to sell) a position in a security or in a contract to the writer of the option, at a certain price. They are subject to correlation risk because there may be an imperfect correlation between the options and the securities markets that cause a given transaction to fail to achieve its objectives. The successful use of options depends on the Advisor's ability to correctly predict future price fluctuations and the degree of correlation between the options and securities markets. Exchanges can limit the number of positions that can be held or controlled by the Fund or the Advisor, thus limiting the ability to implement the Fund's strategies. Options also are particularly subject to leverage risk and can be subject to liquidity risk.

EARLY CLOSING RISK—The Fund is subject to the risk that unanticipated early closings of securities exchanges and other financial markets may result in the Fund's inability to buy or sell securities or other financial instruments on that day and may cause the Fund to incur substantial trading losses.

EQUITY RISK—The Fund is subject to the risk that the value of the equity securities and equity-based derivatives in the Fund's portfolio will decline due to volatility in the equity market caused by general market and economic conditions, perceptions regarding particular industries represented in the equity market, or factors relating to specific companies to which the Fund has investment exposure.

GROWTH STOCKS RISK—Growth stocks typically invest a high portion of their earnings back into their business and may lack the dividend yield that could cushion their decline in a market downturn. Growth stocks may be more volatile than other stocks because they are more sensitive to investor perceptions regarding the growth potential of the issuing company.

LARGE-CAPITALIZATION SECURITIES RISK—The Fund is subject to the risk that large-capitalization stocks may underperform other segments of the equity market or the equity market as a whole. Larger, more established companies may be unable to respond quickly to new competitive challenges such as changes in technology and may not be able to attain the high growth rate of smaller companies, especially during extended periods of economic expansion.

MARKET RISK—The market value of the securities and derivatives held by the Fund may fluctuate over time in response to factors affecting individual companies or other factors such as changing economic, political or financial markets.

NON-DIVERSIFICATION RISK—The Fund is considered non-diversified and can invest a greater portion of its assets in securities of individual issuers than a diversified fund. As a result, changes in the market value of a single issuer's securities could cause greater fluctuations in the value of Fund shares than would occur in a diversified fund. The Fund may become diversified for periods of time solely as a result of changes in the composition of the underlying index (*e.g.*, changes in the relative market capitalization or weights of one or more index component stocks).

OTC TRADING RISK—Certain of the derivatives in which the Fund may invest may be traded (and privately negotiated) in the OTC market. While the OTC derivatives market is the primary trading venue for many derivatives, it is largely unregulated and provides for less transparency than a national securities or commodities exchange. As a result and similar to other privately negotiated contracts, the Fund is subject to counterparty credit risk with respect to such derivatives contracts.

PASSIVE INVESTMENT RISK—The Fund is not actively managed and the Advisor does not attempt to take defensive positions in declining markets. Therefore, the Fund may be subject to greater losses in a declining market than a fund that is actively managed.

PORTFOLIO TURNOVER RISK—Periodic rebalancing of the Fund's holdings pursuant to its daily investment objective may lead to a greater number of portfolio transactions in the Fund than experienced by other mutual funds. Such frequent and active trading may lead to significantly higher transaction costs because of increased broker commissions associated with such transactions.

REGULATORY AND LEGAL RISK—U.S. and non-U.S. governmental agencies and other regulators regularly implement additional regulations and legislators pass new laws that affect the investments held by the Fund, the strategies used by the Fund or the level of regulation or taxation applying to the Fund (such as regulations related to investments in derivatives and other transactions). These regulations and laws impact the investment strategies, performance, costs and operations of the Fund or taxation of shareholders.

SECTOR RISK—The Fund is subject to the Sector Risks described below.

Consumer Discretionary Sector Risk. The Fund's investments are exposed to issuers conducting business in the Consumer Discretionary Sector. The manufacturing segment of the Consumer Discretionary Sector includes automotive, household durable goods, leisure equipment and textiles and apparel. The services segment includes hotels, restaurants and other leisure facilities, media production and services, and consumer retailing and services. The Fund is subject to the risk that the securities of such issuers will underperform the market as a whole due to legislative or regulatory changes, adverse market conditions and/or increased competition affecting the Consumer Discretionary Sector. The performance of companies operating in the Consumer Discretionary Sector has historically been closely tied to the performance of the overall economy, and also is affected by economic growth, consumer confidence, attitudes and spending. Changes in demographics and consumer tastes also can affect the demand for, and success of, consumer products and services in the marketplace. Moreover, the Consumer Discretionary Sector encompasses those businesses that tend to be the most sensitive to economic cycles.

Industrials Sector Risk. The Fund's investments are exposed to issuers conducting business in the Industrials Sector. The Industrials Sector includes manufacturers and distributors of capital goods such as aerospace and defense, building projects, electrical equipment and machinery, and companies that offer construction and engineering services. It also includes providers of commercial and professional services including printing, environmental and facilities services, office services and supplies, security and alarm services, human resource and employment services, and research and consulting services. It also includes companies that provide transportation services. The Fund is subject to the risk that the securities of such issuers will underperform the market as a whole due to legislative or regulatory changes, adverse market conditions and/or increased competition affecting the Industrials Sector. The prices of the securities of companies operating in the Industrials Sector may fluctuate due to the level and volatility of commodity prices, the exchange value of the dollar, import controls, worldwide competition, liability for environmental damage, depletion of resources, and mandated expenditures for safety and pollution control devices.

Information Technology Sector Risk. The Fund's investments are exposed to issuers conducting business in the Information Technology Sector. The Information Technology Sector includes companies that offer software and information technology services, manufacturers and distributors of technology hardware and equipment such as communications equipment, cellular phones, computers and peripherals, electronic equipment and related instruments and semiconductors. The Fund is subject to the risk that the securities of such issuers will underperform the market as a whole due to legislative or regulatory changes, adverse market conditions and/or increased competition affecting the Information Technology Sector. The prices of the securities of companies operating in the Information Technology Sector are closely tied to market competition, increased sensitivity to short product cycles and aggressive pricing, and problems with bringing products to market.

SHAREHOLDER TRADING RISK—The Fund may be used as a tool for certain investors that employ trading strategies involving frequent trading. Such trading strategies may lead to increased portfolio turnover in the Fund and higher

transaction costs. Large movements of assets into and out of the Fund due to active or frequent trading also may adversely affect the Fund's ability to achieve its investment objective.

TEMPORARY DEFENSIVE INVESTMENT RISK—The Advisor generally does not attempt to take defensive positions in the Fund in declining markets. Therefore, the Fund may be subject to greater losses in a declining market than a fund that does take defensive positions in declining markets.

TRACKING ERROR RISK—The Advisor may not be able to cause the Fund's performance to match that of the Fund's benchmark, either on a daily or aggregate basis. Factors such as Fund expenses, imperfect correlation between the Fund's investments and those of the underlying index, rounding of share prices, changes to the composition of the underlying index, regulatory policies, and high portfolio turnover rate all contribute to tracking error. Tracking error may cause the Fund's performance to be less than you expect.

TRADING HALT RISK—The Fund typically will hold futures contracts and short-term options. The major exchanges on which these contracts are traded, such as the Chicago Mercantile Exchange, have established limits on how much the trading price of a futures contract or option may decline over various time periods within a day, and may halt trading in a contract that exceeds such limits. If a trading halt occurs, the Fund may temporarily be unable to purchase or sell certain securities, futures contracts or options. Such a trading halt near the time the Fund prices its shares may limit the Fund's ability to fully invest its assets, which could increase tracking error and adversely affect performance, and may prevent the Fund from achieving its investment objective.

PERFORMANCE INFORMATION

The following bar chart shows the performance of the shares of the Fund from year to year. The variability of performance over time provides an indication of the risks of investing in the Fund. The following table shows the performance of the shares of the Fund as an average over different periods of time in comparison to the performance of a broad-based market index. The figures in the bar chart and table assume the reinvestment of dividends and capital gains distributions. The performance information below does not reflect fees and expenses of any variable contract that may use the Fund as its underlying investment and would be lower if it did. Of course, this past performance (before taxes) does not necessarily indicate how the Fund will perform in the future.

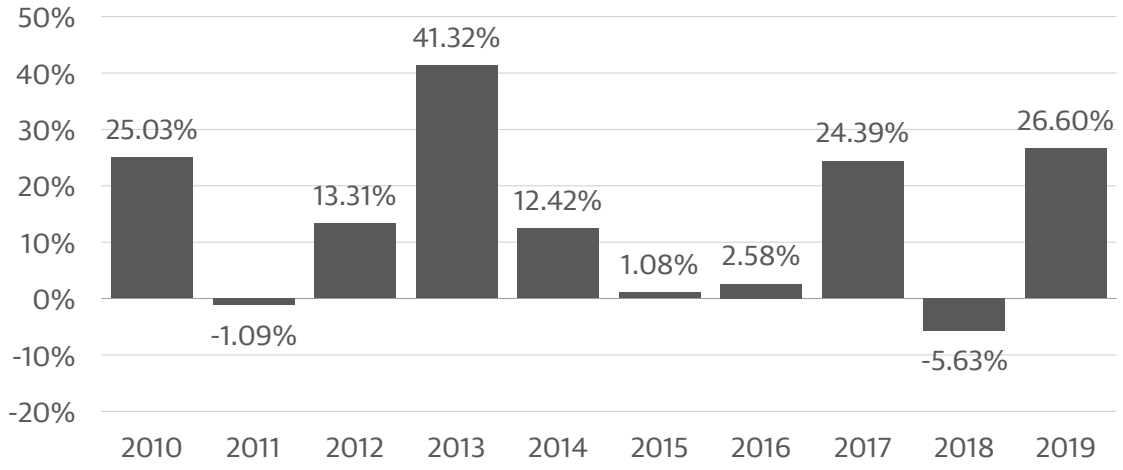

Highest Quarter Return		Lowest Quarter Return	
Q3 2010	18.25%	Q4 2018	-17.21%

AVERAGE ANNUAL TOTAL RETURN

(for periods ended December 31, 2019)

	Past 1 Year	Past 5 Years	Past 10 Years
S&P 500® Pure Growth Fund	26.60%	9.03%	13.12%
S&P 500 Pure Growth Index *(reflects no deduction for fees, expenses or taxes)*	28.92%	10.89%	15.13%

MANAGEMENT

INVESTMENT ADVISOR

Security Investors, LLC, which operates under the name Guggenheim Investments, serves as the investment adviser of the Fund.

PORTFOLIO MANAGERS

- **Michael P. Byrum**, CFA, Senior Vice President. Mr. Byrum has been associated with the Advisor since 1993.
- **Ryan A. Harder,** CFA, Portfolio Manager. Mr. Harder has been associated with the Advisor since 2004.

PURCHASE AND SALE OF FUND SHARES

Shares of the Fund are purchased by insurance companies for their separate accounts to fund variable life insurance and variable annuity contracts. All orders for the purchase of shares are subject to acceptance or rejection by the Trust. All redemption requests will be processed and payment with respect thereto will be made within seven days after tender.

TAX INFORMATION

The tax consequences of your investment in the Fund depend on the provisions of the annuity or life insurance program through which you invest. For more information on taxes, please refer to the accompanying prospectus of the annuity or life insurance program through which Fund shares are offered.

S&P 500® PURE VALUE FUND

INVESTMENT OBJECTIVE

The S&P 500® Pure Value Fund (the "Fund") seeks to provide investment results that match, before fees and expenses, the performance of a benchmark for large-cap value securities on a daily basis. The Fund's current benchmark is the S&P 500 Pure Value Index (the "underlying index").

FEES AND EXPENSES OF THE FUND

This table describes the fees and expenses that you may pay if you buy and hold shares of the Fund. Owners of variable annuity and insurance contracts that invest in the Fund also should refer to the variable insurance contract prospectus for a description of fees and expenses that may be deducted at the separate account level or contract level for any charges that may be incurred under a contract. If the information below were to reflect the deduction of insurance charges, fees and expenses would be higher.

SHAREHOLDER FEES *(fees paid directly from your investment)*	N/A
ANNUAL FUND OPERATING EXPENSES *(expenses that you pay each year as a percentage of the value of your investment)*	
Management Fees	0.75%
Other Expenses	0.97%
Total Annual Fund Operating Expenses	1.72%

EXAMPLE

This Example is intended to help you compare the cost of investing in the Fund with the cost of investing in other mutual funds. The Example does not reflect the fees and expenses which are, or may be, imposed under your variable insurance contract. If the Example were to reflect the deduction of such charges, the costs shown would be greater. The Example assumes that you invest $10,000 in the Fund for the time periods indicated and then redeem all of your shares at the end of those periods. The Example also assumes that your investment has a 5% return each year and that the Fund's operating expenses remain the same. Although your actual costs may be higher or lower, based on these assumptions your costs would be:

1 Year	3 Years	5 Years	10 Years
$175	$542	$933	$2,030

PORTFOLIO TURNOVER

The Fund pays transaction costs, such as commissions, when it buys and sells securities (or "turns over" its portfolio). A higher portfolio turnover rate may indicate higher transaction costs. These costs, which are not reflected in the Total Annual Fund Operating Expenses or the Example, affect the Fund's performance. During the most recent fiscal year, the Fund's portfolio turnover rate was 144% of the average value of its portfolio. The Fund's portfolio turnover rate is calculated without regard to cash instruments and most derivatives. If such instruments were included, the Fund's portfolio turnover rate might be significantly higher.

PRINCIPAL INVESTMENT STRATEGIES

The Fund employs as its investment strategy a program of investing in the common stock of companies that are generally within the capitalization range of the underlying index and derivative instruments, which primarily consist of equity index swaps, futures contracts, and options on securities, futures contracts, and stock indices. While the Fund may write (sell) and purchase swaps, it expects primarily to purchase swaps. Equity index swaps and futures and options contracts enable the Fund to pursue its investment objective without investing directly in the securities included in the underlying index or in the same proportion that those securities are represented in the underlying index. Certain of the Fund's derivatives investments may be traded in the over-the-counter ("OTC") market. Under normal circumstances, the Fund will invest at least 80% of its net assets, plus any borrowings for investment purposes, in securities of companies in the underlying index and derivatives and other instruments whose performance is expected to correspond to that of the underlying index.

Investments in derivative instruments, such as futures, options and swap agreements, have the economic effect of creating financial leverage in the Fund's portfolio because such investments may give rise to losses that exceed the amount the Fund has invested in those instruments. Financial leverage will magnify, sometimes significantly, the Fund's exposure to any increase or decrease in prices associated with a particular reference asset resulting in increased volatility in the value of the Fund's portfolio. The value of the Fund's portfolio is likely to experience greater volatility over short-term periods. While such financial leverage has the potential to produce greater gains, it also may result in greater losses, which in some cases may cause the Fund to liquidate other portfolio investments at a loss to comply with limits on leverage and asset segregation requirements imposed by the Investment Company Act of 1940 or to meet redemption requests.

The S&P 500 Pure Value Index is composed of those constituents of the S&P 500® that exhibit the strongest value characteristics as measured using three factors: the ratios of book value, earnings, and sales to price. The S&P 500® Index is a capitalization-weighted index composed of 500 common stocks, which are chosen by the Standard & Poor's Corporation on a statistical basis, and which generally represent large-capitalization companies with capitalizations ranging from $1.5 billion to $1,200.3 billion as of March 31, 2020. As of March 31, 2020, the S&P 500 Pure Value Index included companies with capitalizations ranging from $1.5 billion to $445.6 billion. To the extent the Fund's underlying index is concentrated in a particular industry the Fund will necessarily be concentrated in that industry. While the Fund's sector exposure may vary over time, as of March 31, 2020, the Fund has significant exposure to the Consumer Discretionary Sector, Financials Sector, and Health Care Sector, as each sector is defined by the Global Industry Classification Standard, a widely recognized industry classification methodology developed by MSCI, Inc. and Standard & Poor's Financial Services LLC.

On a day-to-day basis, the Fund may hold short-term U.S. government securities or cash equivalents to collateralize its derivatives positions. In an effort to ensure that the Fund is fully invested on a day-to-day basis, the Fund may conduct any necessary trading activity at or just prior to the close of the U.S. financial markets. The Fund is non-diversified and, therefore, may invest a greater percentage of its assets in a particular issuer in comparison to a diversified fund.

PRINCIPAL RISKS

As with all mutual funds, a shareholder is subject to the risk that his or her investment could lose money. In addition to this risk, the Fund is subject to the principal risks described below.

COUNTERPARTY CREDIT RISK—The Fund may invest in financial instruments involving counterparties that attempt to gain exposure to a particular group of securities, index or asset class without actually purchasing those securities or investments, or to hedge a position. The Fund's use of such financial instruments, including swap agreements, involves risks that are different from those associated with ordinary portfolio securities transactions. For example, the Fund is exposed to the risk that the counterparty may be unwilling or unable to make timely payments to meet its contractual obligations or may fail to return holdings that are subject to the agreement with the counterparty. If the counterparty becomes bankrupt or defaults on its payment obligations to the Fund, the Fund may not receive the full amount that it is entitled to receive. If this occurs, the value of your shares in the Fund will decrease.

DERIVATIVES RISK—The Fund's investments in derivatives may pose risks in addition to and greater than those associated with investing directly in securities or other investments, including risks relating to leverage, imperfect correlations with underlying investments or the Fund's other portfolio holdings, high price volatility, lack of availability, counterparty credit, liquidity, valuation and legal restrictions. Their use is a highly specialized activity that involves investment techniques and risks different from those associated with ordinary portfolio securities transactions. If the Advisor is incorrect about its expectations of market conditions, the use of derivatives could also result in a loss, which in some cases may be unlimited. Certain risks are specific to the derivatives in which the Fund invests.

> **SWAP AGREEMENTS RISK**—Swap agreements are contracts among the Fund and a counterparty to exchange the return of the pre-determined underlying investment (such as the rate of return of the underlying index). Swap agreements may be negotiated bilaterally and traded OTC between two parties or, in some instances, must be transacted through a futures commission merchant and cleared through a clearinghouse that serves as a central counterparty. Risks associated with the use of swap agreements are different from those associated with ordinary portfolio securities transactions, due in part to the fact they could be considered illiquid and many swaps trade on the OTC market. Swaps are particularly subject to counterparty credit, correlation, valuation,

liquidity and leveraging risks. Certain standardized swaps are subject to mandatory central clearing. Central clearing is expected to reduce counterparty credit risk and increase liquidity, but central clearing does not make swap transactions risk-free.

FUTURES CONTRACTS RISK—Futures contracts are typically exchange-traded contracts that call for the future delivery of an asset at a certain price and date, or cash settlement of the terms of the contract. Risks of futures contracts may be caused by an imperfect correlation between movements in the price of the instruments and the price of the underlying securities. In addition, there is the risk that the Fund may not be able to enter into a closing transaction because of an illiquid market. Exchanges can limit the number of positions that can be held or controlled by the Fund or the Advisor, thus limiting the ability to implement the Fund's strategies. Futures markets are highly volatile and the use of futures may increase the volatility of the Fund's net asset value ("NAV"). Futures also are subject to leverage risks and to liquidity risk.

OPTIONS CONTRACTS RISK—Options or options on futures contracts give the holder of the option the right to buy (or to sell) a position in a security or in a contract to the writer of the option, at a certain price. They are subject to correlation risk because there may be an imperfect correlation between the options and the securities markets that cause a given transaction to fail to achieve its objectives. The successful use of options depends on the Advisor's ability to correctly predict future price fluctuations and the degree of correlation between the options and securities markets. Exchanges can limit the number of positions that can be held or controlled by the Fund or the Advisor, thus limiting the ability to implement the Fund's strategies. Options also are particularly subject to leverage risk and can be subject to liquidity risk.

EARLY CLOSING RISK—The Fund is subject to the risk that unanticipated early closings of securities exchanges and other financial markets may result in the Fund's inability to buy or sell securities or other financial instruments on that day and may cause the Fund to incur substantial trading losses.

EQUITY RISK—The Fund is subject to the risk that the value of the equity securities and equity-based derivatives in the Fund's portfolio will decline due to volatility in the equity market caused by general market and economic conditions, perceptions regarding particular industries represented in the equity market, or factors relating to specific companies to which the Fund has investment exposure.

LARGE-CAPITALIZATION SECURITIES RISK—The Fund is subject to the risk that large-capitalization stocks may underperform other segments of the equity market or the equity market as a whole. Larger, more established companies may be unable to respond quickly to new competitive challenges such as changes in technology and may not be able to attain the high growth rate of smaller companies, especially during extended periods of economic expansion.

MARKET RISK—The market value of the securities and derivatives held by the Fund may fluctuate over time in response to factors affecting individual companies or other factors such as changing economic, political or financial markets.

NON-DIVERSIFICATION RISK—The Fund is considered non-diversified and can invest a greater portion of its assets in securities of individual issuers than a diversified fund. As a result, changes in the market value of a single issuer's securities could cause greater fluctuations in the value of Fund shares than would occur in a diversified fund. The Fund may become diversified for periods of time solely as a result of changes in the composition of the underlying index (*e.g.*, changes in the relative market capitalization or weights of one or more index component stocks).

OTC TRADING RISK—Certain of the derivatives in which the Fund may invest may be traded (and privately negotiated) in the OTC market. While the OTC derivatives market is the primary trading venue for many derivatives, it is largely unregulated and provides for less transparency than a national securities or commodities exchange. As a result and similar to other privately negotiated contracts, the Fund is subject to counterparty credit risk with respect to such derivatives contracts.

PASSIVE INVESTMENT RISK—The Fund is not actively managed and the Advisor does not attempt to take defensive positions in declining markets. Therefore, the Fund may be subject to greater losses in a declining market than a fund that is actively managed.

PORTFOLIO TURNOVER RISK—Periodic rebalancing of the Fund's holdings pursuant to its daily investment objective may lead to a greater number of portfolio transactions in the Fund than experienced by other mutual funds. Such frequent and active trading may lead to significantly higher transaction costs because of increased broker commissions associated with such transactions.

REGULATORY AND LEGAL RISK—U.S. and non-U.S. governmental agencies and other regulators regularly implement additional regulations and legislators pass new laws that affect the investments held by the Fund, the strategies used by the Fund or the level of regulation or taxation applying to the Fund (such as regulations related to investments in derivatives and other transactions). These regulations and laws impact the investment strategies, performance, costs and operations of the Fund or taxation of shareholders.

SECTOR RISK—The Fund is subject to the Sector Risks described below.

Consumer Discretionary Sector Risk. The Fund's investments are exposed to issuers conducting business in the Consumer Discretionary Sector. The manufacturing segment of the Consumer Discretionary Sector includes automotive, household durable goods, leisure equipment and textiles and apparel. The services segment includes hotels, restaurants and other leisure facilities, media production and services, and consumer retailing and services. The Fund is subject to the risk that the securities of such issuers will underperform the market as a whole due to legislative or regulatory changes, adverse market conditions and/or increased competition affecting the Consumer Discretionary Sector. The performance of companies operating in the Consumer Discretionary Sector has historically been closely tied to the performance of the overall economy, and also is affected by economic growth, consumer confidence, attitudes and spending. Changes in demographics and consumer tastes also can affect the demand for, and success of, consumer products and services in the marketplace. Moreover, the Consumer Discretionary Sector encompasses those businesses that tend to be the most sensitive to economic cycles.

Financials Sector Risk. The Fund's investments are exposed to issuers conducting business in the Financials Sector. The Financials Sector includes companies involved in banking, thrifts and mortgage finance, specialized finance, consumer finance, asset management and custody banks, investment banking and brokerage, and insurance. It also includes the Financial Exchanges & Data and Mortgage Real Estate Investment Trusts (REITs) sub-industries. Certain Financials Sector issuers serve as counterparties with which the Fund may enter into derivatives agreements or other similar contractual arrangements. The Fund is subject to the risk that the securities of such issuers will underperform the market as a whole due to legislative or regulatory changes, adverse market conditions and/or increased competition affecting the Financials Sector, which may adversely affect a company's ability to fulfill its obligations as a financial counterparty. Companies operating in the Financials Sector are subject to extensive government regulation, which may limit the financial commitments they can make and the interest rates and fees they can charge. Profitability is largely dependent on the availability and cost of capital funds, and may fluctuate significantly when interest rates change or due to increased competition.

Health Care Sector Risk. The Fund's investments are exposed to issuers conducting business in the Health Care Sector. The Health Care Sector includes health care providers and services, companies that manufacture and distribute health care equipment and supplies, and health care technology companies. It also includes companies involved in the research, development, production and marketing of pharmaceuticals and biotechnology products. The Fund is subject to the risk that the securities of such issuers will underperform the market as a whole due to legislative or regulatory changes, adverse market conditions and/or increased competition affecting the Health Care Sector. The prices of the securities of companies operating in the Health Care Sector are closely tied to government regulation and approval of their products and services, which can have a significant effect on the price and availability of those products and services.

SHAREHOLDER TRADING RISK—The Fund may be used as a tool for certain investors that employ trading strategies involving frequent trading. Such trading strategies may lead to increased portfolio turnover in the Fund and higher transaction costs. Large movements of assets into and out of the Fund due to active or frequent trading also may adversely affect the Fund's ability to achieve its investment objective.

TEMPORARY DEFENSIVE INVESTMENT RISK—The Advisor generally does not attempt to take defensive positions in the Fund in declining markets. Therefore, the Fund may be subject to greater losses in a declining market than a fund that does take defensive positions in declining markets.

TRACKING ERROR RISK—The Advisor may not be able to cause the Fund's performance to match that of the Fund's benchmark, either on a daily or aggregate basis. Factors such as Fund expenses, imperfect correlation between the Fund's investments and those of the underlying index, rounding of share prices, changes to the composition of the underlying index, regulatory policies, and high portfolio turnover rate all contribute to tracking error. Tracking error may cause the Fund's performance to be less than you expect.

TRADING HALT RISK—The Fund typically will hold futures contracts and short-term options. The major exchanges on which these contracts are traded, such as the Chicago Mercantile Exchange, have established limits on how much the trading price of a futures contract or option may decline over various time periods within a day, and may halt trading in a contract that exceeds such limits. If a trading halt occurs, the Fund may temporarily be unable to purchase or sell certain securities, futures contracts or options. Such a trading halt near the time the Fund prices its shares may limit the Fund's ability to fully invest its assets, which could increase tracking error and adversely affect performance, and may prevent the Fund from achieving its investment objective.

VALUE STOCKS RISK—Value stocks are subject to the risk that the intrinsic value of the stock may never be realized by the market or that the price goes down.

PERFORMANCE INFORMATION

The following bar chart shows the performance of the shares of the Fund from year to year. The variability of performance over time provides an indication of the risks of investing in the Fund. The following table shows the performance of the shares of the Fund as an average over different periods of time in comparison to the performance of a broad-based market index. The figures in the bar chart and table assume the reinvestment of dividends and capital gains distributions. The performance information below does not reflect fees and expenses of any variable contract that may use the Fund as its underlying investment and would be lower if it did. Of course, this past performance (before taxes) does not necessarily indicate how the Fund will perform in the future.

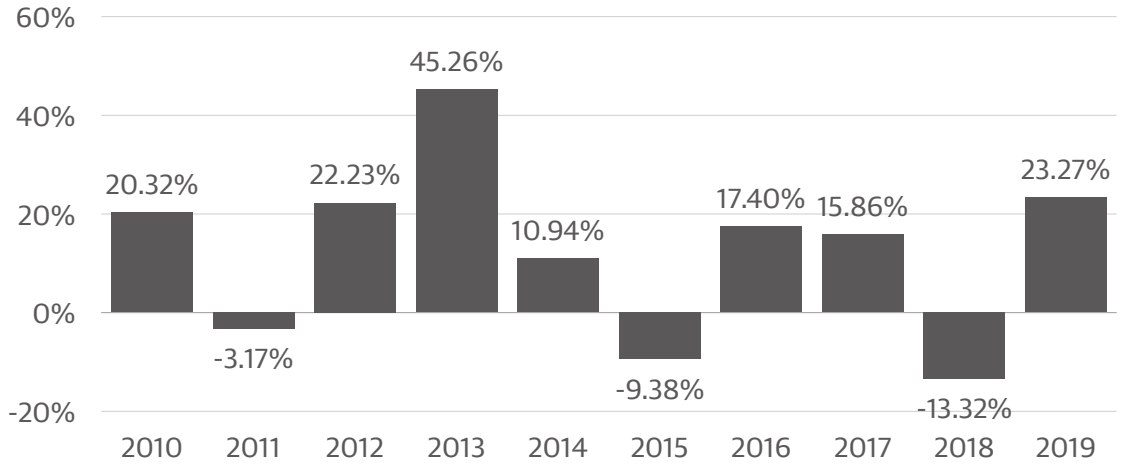

Highest Quarter Return
Q1 2012 16.16%

Lowest Quarter Return
Q3 2011 -19.45%

AVERAGE ANNUAL TOTAL RETURN

(for periods ended December 31, 2019)

	Past 1 Year	Past 5 Years	Past 10 Years
S&P 500® Pure Value Fund	23.27%	5.66%	11.70%
S&P 500 Pure Value Index *(reflects no deduction for fees, expenses or taxes)*	25.39%	7.39%	13.84%

MANAGEMENT

INVESTMENT ADVISOR

Security Investors, LLC, which operates under the name Guggenheim Investments, serves as the investment adviser of the Fund.

PORTFOLIO MANAGERS

- **Michael P. Byrum**, CFA, Senior Vice President. Mr. Byrum has been associated with the Advisor since 1993.
- **Ryan A. Harder,** CFA, Portfolio Manager. Mr. Harder has been associated with the Advisor since 2004.

PURCHASE AND SALE OF FUND SHARES

Shares of the Fund are purchased by insurance companies for their separate accounts to fund variable life insurance and variable annuity contracts. All orders for the purchase of shares are subject to acceptance or rejection by the Trust. All redemption requests will be processed and payment with respect thereto will be made within seven days after tender.

TAX INFORMATION

The tax consequences of your investment in the Fund depend on the provisions of the annuity or life insurance program through which you invest. For more information on taxes, please refer to the accompanying prospectus of the annuity or life insurance program through which Fund shares are offered.

S&P MIDCAP 400® PURE GROWTH FUND

INVESTMENT OBJECTIVE

The S&P MidCap 400® Pure Growth Fund (the "Fund") seeks to provide investment results that match, before fees and expenses, the performance of a benchmark for mid-cap growth securities on a daily basis. The Fund's current benchmark is the S&P MidCap 400 Pure Growth Index (the "underlying index").

FEES AND EXPENSES OF THE FUND

This table describes the fees and expenses that you may pay if you buy and hold shares of the Fund. Owners of variable annuity and insurance contracts that invest in the Fund also should refer to the variable insurance contract prospectus for a description of fees and expenses that may be deducted at the separate account level or contract level for any charges that may be incurred under a contract. If the information below were to reflect the deduction of insurance charges, fees and expenses would be higher.

SHAREHOLDER FEES *(fees paid directly from your investment)*	N/A
ANNUAL FUND OPERATING EXPENSES *(expenses that you pay each year as a percentage of the value of your investment)*	
Management Fees	0.75%
Other Expenses	0.98%
Total Annual Fund Operating Expenses	1.73%

EXAMPLE

This Example is intended to help you compare the cost of investing in the Fund with the cost of investing in other mutual funds. The Example does not reflect the fees and expenses which are, or may be, imposed under your variable insurance contract. If the Example were to reflect the deduction of such charges, the costs shown would be greater. The Example assumes that you invest $10,000 in the Fund for the time periods indicated and then redeem all of your shares at the end of those periods. The Example also assumes that your investment has a 5% return each year and that the Fund's operating expenses remain the same. Although your actual costs may be higher or lower, based on these assumptions your costs would be:

1 Year	3 Years	5 Years	10 Years
$176	$545	$939	$2,041

PORTFOLIO TURNOVER

The Fund pays transaction costs, such as commissions, when it buys and sells securities (or "turns over" its portfolio). A higher portfolio turnover rate may indicate higher transaction costs. These costs, which are not reflected in the Total Annual Fund Operating Expenses or the Example, affect the Fund's performance. During the most recent fiscal year, the Fund's portfolio turnover rate was 176% of the average value of its portfolio. The Fund's portfolio turnover rate is calculated without regard to cash instruments and most derivatives. If such instruments were included, the Fund's portfolio turnover rate might be significantly higher.

PRINCIPAL INVESTMENT STRATEGIES

The Fund employs as its investment strategy a program of investing in the common stock of companies that are generally within the capitalization range of the underlying index and derivative instruments, which primarily consist of equity index swaps, futures contracts, and options on securities, futures contracts, and stock indices. While the Fund may write (sell) and purchase swaps, it expects primarily to purchase swaps. Equity index swaps and futures and options contracts enable the Fund to pursue its investment objective without investing directly in the securities included in the underlying index or in the same proportion that those securities are represented in the underlying index. Certain of the Fund's derivatives investments may be traded in the over-the-counter ("OTC") market. Under normal circumstances, the Fund will invest at least 80% of its net assets, plus any borrowings for investment purposes, in securities of companies in the underlying index and derivatives and other instruments whose performance is expected to correspond to that of the underlying index.

Investments in derivative instruments, such as futures, options and swap agreements, have the economic effect of creating financial leverage in the Fund's portfolio because such investments may give rise to losses that exceed the amount the Fund has invested in those instruments. Financial leverage will magnify, sometimes significantly, the Fund's exposure to any increase or decrease in prices associated with a particular reference asset resulting in increased volatility in the value of the Fund's portfolio. The value of the Fund's portfolio is likely to experience greater volatility over short-term periods. While such financial leverage has the potential to produce greater gains, it also may result in greater losses, which in some cases may cause the Fund to liquidate other portfolio investments at a loss to comply with limits on leverage and asset segregation requirements imposed by the Investment Company Act of 1940 or to meet redemption requests.

The S&P MidCap 400 Pure Growth Index is composed of those constituents of the S&P MidCap 400® that exhibit the strongest growth characteristics as measured using three factors: sales growth, ratio of earnings change to price, and momentum. The S&P MidCap 400® Index is a modified capitalization-weighted index composed of 400 mid-cap stocks chosen by the Standard & Poor's Corporation for market size, liquidity, and industry group representation. The S&P MidCap 400® Index covers approximately 7% of the U.S. equities market and generally represents mid-capitalization companies with capitalizations ranging from $289.3 million to $12.6 billion as of March 31, 2020. As of March 31, 2020, the S&P MidCap 400 Pure Growth Index included companies with capitalizations ranging from $289.3 million to $12.6 billion. To the extent the Fund's underlying index is concentrated in a particular industry the Fund will necessarily be concentrated in that industry. While the Fund's sector exposure may vary over time, as of March 31, 2020, the Fund has significant exposure to the Consumer Discretionary Sector, Health Care Sector, Industrials Sector, and Information Technology Sector, as each sector is defined by the Global Industry Classification Standard, a widely recognized industry classification methodology developed by MSCI, Inc. and Standard & Poor's Financial Services LLC.

On a day-to-day basis, the Fund may hold short-term U.S. government securities or cash equivalents to collateralize its derivatives positions. In an effort to ensure that the Fund is fully invested on a day-to-day basis, the Fund may conduct any necessary trading activity at or just prior to the close of the U.S. financial markets. The Fund is non-diversified and, therefore, may invest a greater percentage of its assets in a particular issuer in comparison to a diversified fund.

PRINCIPAL RISKS

As with all mutual funds, a shareholder is subject to the risk that his or her investment could lose money. In addition to this risk, the Fund is subject to the principal risks described below.

COUNTERPARTY CREDIT RISK—The Fund may invest in financial instruments involving counterparties that attempt to gain exposure to a particular group of securities, index or asset class without actually purchasing those securities or investments, or to hedge a position. The Fund's use of such financial instruments, including swap agreements, involves risks that are different from those associated with ordinary portfolio securities transactions. For example, the Fund is exposed to the risk that the counterparty may be unwilling or unable to make timely payments to meet its contractual obligations or may fail to return holdings that are subject to the agreement with the counterparty. If the counterparty becomes bankrupt or defaults on its payment obligations to the Fund, the Fund may not receive the full amount that it is entitled to receive. If this occurs, the value of your shares in the Fund will decrease.

DERIVATIVES RISK—The Fund's investments in derivatives may pose risks in addition to and greater than those associated with investing directly in securities or other investments, including risks relating to leverage, imperfect correlations with underlying investments or the Fund's other portfolio holdings, high price volatility, lack of availability, counterparty credit, liquidity, valuation and legal restrictions. Their use is a highly specialized activity that involves investment techniques and risks different from those associated with ordinary portfolio securities transactions. If the Advisor is incorrect about its expectations of market conditions, the use of derivatives could also result in a loss, which in some cases may be unlimited. Certain risks are specific to the derivatives in which the Fund invests.

> **SWAP AGREEMENTS RISK**—Swap agreements are contracts among the Fund and a counterparty to exchange the return of the pre-determined underlying investment (such as the rate of return of the underlying index). Swap agreements may be negotiated bilaterally and traded OTC between two parties or, in some instances, must be transacted through a futures commission merchant and cleared through a clearinghouse that serves as a central counterparty. Risks associated with the use of swap agreements are different from those associated with

ordinary portfolio securities transactions, due in part to the fact they could be considered illiquid and many swaps trade on the OTC market. Swaps are particularly subject to counterparty credit, correlation, valuation, liquidity and leveraging risks. Certain standardized swaps are subject to mandatory central clearing. Central clearing is expected to reduce counterparty credit risk and increase liquidity, but central clearing does not make swap transactions risk-free.

FUTURES CONTRACTS RISK—Futures contracts are typically exchange-traded contracts that call for the future delivery of an asset at a certain price and date, or cash settlement of the terms of the contract. Risks of futures contracts may be caused by an imperfect correlation between movements in the price of the instruments and the price of the underlying securities. In addition, there is the risk that the Fund may not be able to enter into a closing transaction because of an illiquid market. Exchanges can limit the number of positions that can be held or controlled by the Fund or the Advisor, thus limiting the ability to implement the Fund's strategies. Futures markets are highly volatile and the use of futures may increase the volatility of the Fund's net asset value ("NAV"). Futures also are subject to leverage risks and to liquidity risk.

OPTIONS CONTRACTS RISK—Options or options on futures contracts give the holder of the option the right to buy (or to sell) a position in a security or in a contract to the writer of the option, at a certain price. They are subject to correlation risk because there may be an imperfect correlation between the options and the securities markets that cause a given transaction to fail to achieve its objectives. The successful use of options depends on the Advisor's ability to correctly predict future price fluctuations and the degree of correlation between the options and securities markets. Exchanges can limit the number of positions that can be held or controlled by the Fund or the Advisor, thus limiting the ability to implement the Fund's strategies. Options also are particularly subject to leverage risk and can be subject to liquidity risk.

EARLY CLOSING RISK—The Fund is subject to the risk that unanticipated early closings of securities exchanges and other financial markets may result in the Fund's inability to buy or sell securities or other financial instruments on that day and may cause the Fund to incur substantial trading losses.

EQUITY RISK—The Fund is subject to the risk that the value of the equity securities and equity-based derivatives in the Fund's portfolio will decline due to volatility in the equity market caused by general market and economic conditions, perceptions regarding particular industries represented in the equity market, or factors relating to specific companies to which the Fund has investment exposure.

GROWTH STOCKS RISK—Growth stocks typically invest a high portion of their earnings back into their business and may lack the dividend yield that could cushion their decline in a market downturn. Growth stocks may be more volatile than other stocks because they are more sensitive to investor perceptions regarding the growth potential of the issuing company.

MARKET RISK—The market value of the securities and derivatives held by the Fund may fluctuate over time in response to factors affecting individual companies or other factors such as changing economic, political or financial markets.

MID-CAPITALIZATION SECURITIES RISK—The Fund is subject to the risk that medium-capitalization stocks may underperform other segments of the equity market or the equity market as a whole. Securities of medium-capitalization companies may experience more price volatility, greater spreads between their bid and ask prices, lower trading volumes, and cyclical or static growth prospects. Medium-capitalization companies often have limited product lines, markets or financial resources, and may therefore be more vulnerable to adverse developments than larger capitalization companies.

NON-DIVERSIFICATION RISK—The Fund is considered non-diversified and can invest a greater portion of its assets in securities of individual issuers than a diversified fund. As a result, changes in the market value of a single issuer's securities could cause greater fluctuations in the value of Fund shares than would occur in a diversified fund. The Fund may become diversified for periods of time solely as a result of changes in the composition of the underlying index (*e.g.*, changes in the relative market capitalization or weights of one or more index component stocks).

OTC TRADING RISK—Certain of the derivatives in which the Fund may invest may be traded (and privately negotiated) in the OTC market. While the OTC derivatives market is the primary trading venue for many derivatives, it is largely unregulated and provides for less transparency than a national securities or commodities exchange. As a result and

similar to other privately negotiated contracts, the Fund is subject to counterparty credit risk with respect to such derivatives contracts.

PASSIVE INVESTMENT RISK—The Fund is not actively managed and the Advisor does not attempt to take defensive positions in declining markets. Therefore, the Fund may be subject to greater losses in a declining market than a fund that is actively managed.

PORTFOLIO TURNOVER RISK—Periodic rebalancing of the Fund's holdings pursuant to its daily investment objective may lead to a greater number of portfolio transactions in the Fund than experienced by other mutual funds. Such frequent and active trading may lead to significantly higher transaction costs because of increased broker commissions associated with such transactions.

REGULATORY AND LEGAL RISK—U.S. and non-U.S. governmental agencies and other regulators regularly implement additional regulations and legislators pass new laws that affect the investments held by the Fund, the strategies used by the Fund or the level of regulation or taxation applying to the Fund (such as regulations related to investments in derivatives and other transactions). These regulations and laws impact the investment strategies, performance, costs and operations of the Fund or taxation of shareholders.

SECTOR RISK—The Fund is subject to the Sector Risks described below.

Consumer Discretionary Sector Risk. The Fund's investments are exposed to issuers conducting business in the Consumer Discretionary Sector. The manufacturing segment of the Consumer Discretionary Sector includes automotive, household durable goods, leisure equipment and textiles and apparel. The services segment includes hotels, restaurants and other leisure facilities, media production and services, and consumer retailing and services. The Fund is subject to the risk that the securities of such issuers will underperform the market as a whole due to legislative or regulatory changes, adverse market conditions and/or increased competition affecting the Consumer Discretionary Sector. The performance of companies operating in the Consumer Discretionary Sector has historically been closely tied to the performance of the overall economy, and also is affected by economic growth, consumer confidence, attitudes and spending. Changes in demographics and consumer tastes also can affect the demand for, and success of, consumer products and services in the marketplace. Moreover, the Consumer Discretionary Sector encompasses those businesses that tend to be the most sensitive to economic cycles.

Health Care Sector Risk. The Fund's investments are exposed to issuers conducting business in the Health Care Sector. The Health Care Sector includes health care providers and services, companies that manufacture and distribute health care equipment and supplies, and health care technology companies. It also includes companies involved in the research, development, production and marketing of pharmaceuticals and biotechnology products. The Fund is subject to the risk that the securities of such issuers will underperform the market as a whole due to legislative or regulatory changes, adverse market conditions and/or increased competition affecting the Health Care Sector. The prices of the securities of companies operating in the Health Care Sector are closely tied to government regulation and approval of their products and services, which can have a significant effect on the price and availability of those products and services.

Industrials Sector Risk. The Fund's investments are exposed to issuers conducting business in the Industrials Sector. The Industrials Sector includes manufacturers and distributors of capital goods such as aerospace and defense, building projects, electrical equipment and machinery, and companies that offer construction and engineering services. It also includes providers of commercial and professional services including printing, environmental and facilities services, office services and supplies, security and alarm services, human resource and employment services, and research and consulting services. It also includes companies that provide transportation services. The Fund is subject to the risk that the securities of such issuers will underperform the market as a whole due to legislative or regulatory changes, adverse market conditions and/or increased competition affecting the Industrials Sector. The prices of the securities of companies operating in the Industrials Sector may fluctuate due to the level and volatility of commodity prices, the exchange value of the dollar, import controls, worldwide competition, liability for environmental damage, depletion of resources, and mandated expenditures for safety and pollution control devices.

Information Technology Sector Risk. The Fund's investments are exposed to issuers conducting business in the Information Technology Sector. The Information Technology Sector includes companies that offer software and information technology services, manufacturers and distributors of technology hardware and equipment such as communications equipment, cellular phones, computers and peripherals, electronic equipment and related instruments and semiconductors. The Fund is subject to the risk that the securities of such issuers will underperform the market as a whole due to legislative or regulatory changes, adverse market conditions and/or increased competition affecting the Information Technology Sector. The prices of the securities of companies operating in the Information Technology Sector are closely tied to market competition, increased sensitivity to short product cycles and aggressive pricing, and problems with bringing products to market.

SHAREHOLDER TRADING RISK—The Fund may be used as a tool for certain investors that employ trading strategies involving frequent trading. Such trading strategies may lead to increased portfolio turnover in the Fund and higher transaction costs. Large movements of assets into and out of the Fund due to active or frequent trading also may adversely affect the Fund's ability to achieve its investment objective.

TEMPORARY DEFENSIVE INVESTMENT RISK—The Advisor generally does not attempt to take defensive positions in the Fund in declining markets. Therefore, the Fund may be subject to greater losses in a declining market than a fund that does take defensive positions in declining markets.

TRACKING ERROR RISK—The Advisor may not be able to cause the Fund's performance to match that of the Fund's benchmark, either on a daily or aggregate basis. Factors such as Fund expenses, imperfect correlation between the Fund's investments and those of the underlying index, rounding of share prices, changes to the composition of the underlying index, regulatory policies, and high portfolio turnover rate all contribute to tracking error. Tracking error may cause the Fund's performance to be less than you expect.

TRADING HALT RISK—The Fund typically will hold futures contracts and short-term options. The major exchanges on which these contracts are traded, such as the Chicago Mercantile Exchange, have established limits on how much the trading price of a futures contract or option may decline over various time periods within a day, and may halt trading in a contract that exceeds such limits. If a trading halt occurs, the Fund may temporarily be unable to purchase or sell certain securities, futures contracts or options. Such a trading halt near the time the Fund prices its shares may limit the Fund's ability to fully invest its assets, which could increase tracking error and adversely affect performance, and may prevent the Fund from achieving its investment objective.

PERFORMANCE INFORMATION

The following bar chart shows the performance of the shares of the Fund from year to year. The variability of performance over time provides an indication of the risks of investing in the Fund. The following table shows the performance of the shares of the Fund as an average over different periods of time in comparison to the performance of a broad-based market index. The figures in the bar chart and table assume the reinvestment of dividends and capital gains distributions. The performance information below does not reflect fees and expenses of any variable contract that may use the Fund as its underlying investment and would be lower if it did. Of course, this past performance (before taxes) does not necessarily indicate how the Fund will perform in the future.

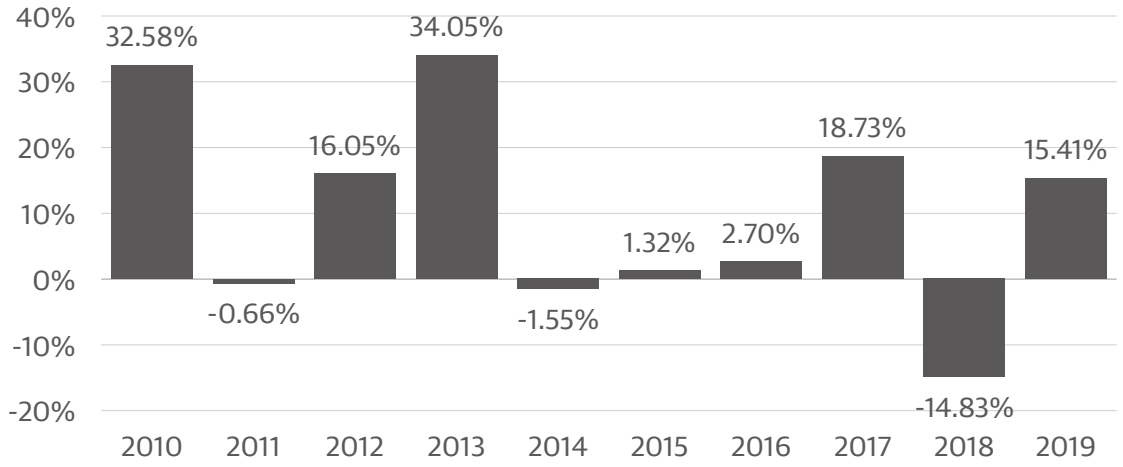

Highest Quarter Return
Q3 2010 17.85%

Lowest Quarter Return
Q4 2018 -20.30%

AVERAGE ANNUAL TOTAL RETURN

(for periods ended December 31, 2019)

	Past 1 Year	Past 5 Years	Past 10 Years
S&P MidCap 400® Pure Growth Fund	15.41%	3.97%	9.38%
S&P MidCap 400 Pure Growth Index *(reflects no deduction for fees, expenses or taxes)*	17.24%	5.70%	11.08%

MANAGEMENT

INVESTMENT ADVISOR

Security Investors, LLC, which operates under the name Guggenheim Investments, serves as the investment adviser of the Fund.

PORTFOLIO MANAGERS

- **Michael P. Byrum**, CFA, Senior Vice President. Mr. Byrum has been associated with the Advisor since 1993.
- **Ryan A. Harder,** CFA, Portfolio Manager. Mr. Harder has been associated with the Advisor since 2004.

PURCHASE AND SALE OF FUND SHARES

Shares of the Fund are purchased by insurance companies for their separate accounts to fund variable life insurance and variable annuity contracts. All orders for the purchase of shares are subject to acceptance or rejection by the Trust. All redemption requests will be processed and payment with respect thereto will be made within seven days after tender.

TAX INFORMATION

The tax consequences of your investment in the Fund depend on the provisions of the annuity or life insurance program through which you invest. For more information on taxes, please refer to the accompanying prospectus of the annuity or life insurance program through which Fund shares are offered.

S&P MIDCAP 400® PURE VALUE FUND

INVESTMENT OBJECTIVE

The S&P MidCap 400® Pure Value Fund (the "Fund") seeks to provide investment results that match, before fees and expenses, the performance of a benchmark for mid-cap value securities on a daily basis. The Fund's current benchmark is the S&P MidCap 400 Pure Value Index (the "underlying index").

FEES AND EXPENSES OF THE FUND

This table describes the fees and expenses that you may pay if you buy and hold shares of the Fund. Owners of variable annuity and insurance contracts that invest in the Fund also should refer to the variable insurance contract prospectus for a description of fees and expenses that may be deducted at the separate account level or contract level for any charges that may be incurred under a contract. If the information below were to reflect the deduction of insurance charges, fees and expenses would be higher.

SHAREHOLDER FEES *(fees paid directly from your investment)*	N/A
ANNUAL FUND OPERATING EXPENSES *(expenses that you pay each year as a percentage of the value of your investment)*	
Management Fees	0.75%
Other Expenses	0.98%
Total Annual Fund Operating Expenses	1.73%

EXAMPLE

This Example is intended to help you compare the cost of investing in the Fund with the cost of investing in other mutual funds. The Example does not reflect the fees and expenses which are, or may be, imposed under your variable insurance contract. If the Example were to reflect the deduction of such charges, the costs shown would be greater. The Example assumes that you invest $10,000 in the Fund for the time periods indicated and then redeem all of your shares at the end of those periods. The Example also assumes that your investment has a 5% return each year and that the Fund's operating expenses remain the same. Although your actual costs may be higher or lower, based on these assumptions your costs would be:

1 Year	3 Years	5 Years	10 Years
$176	$545	$939	$2,041

PORTFOLIO TURNOVER

The Fund pays transaction costs, such as commissions, when it buys and sells securities (or "turns over" its portfolio). A higher portfolio turnover rate may indicate higher transaction costs. These costs, which are not reflected in the Total Annual Fund Operating Expenses or the Example, affect the Fund's performance. During the most recent fiscal year, the Fund's portfolio turnover rate was 188% of the average value of its portfolio. The Fund's portfolio turnover rate is calculated without regard to cash instruments and most derivatives. If such instruments were included, the Fund's portfolio turnover rate might be significantly higher.

PRINCIPAL INVESTMENT STRATEGIES

The Fund employs as its investment strategy a program of investing in the common stock of companies that are generally within the capitalization range of the underlying index and derivative instruments, which primarily consist of equity index swaps, futures contracts, and options on securities, futures contracts, and stock indices. While the Fund may write (sell) and purchase swaps, it expects primarily to purchase swaps. Equity index swaps and futures and options contracts enable the Fund to pursue its investment objective without investing directly in the securities included in the underlying index or in the same proportion that those securities are represented in the underlying index. Certain of the Fund's derivatives investments may be traded in the over-the-counter ("OTC") market. Under normal circumstances, the Fund will invest at least 80% of its net assets, plus any borrowings for investment purposes, in securities of companies in the underlying index and derivatives and other instruments whose performance is expected to correspond to that of the underlying index.

Investments in derivative instruments, such as futures, options and swap agreements, have the economic effect of creating financial leverage in the Fund's portfolio because such investments may give rise to losses that exceed the amount the Fund has invested in those instruments. Financial leverage will magnify, sometimes significantly, the Fund's exposure to any increase or decrease in prices associated with a particular reference asset resulting in increased volatility in the value of the Fund's portfolio. The value of the Fund's portfolio is likely to experience greater volatility over short-term periods. While such financial leverage has the potential to produce greater gains, it also may result in greater losses, which in some cases may cause the Fund to liquidate other portfolio investments at a loss to comply with limits on leverage and asset segregation requirements imposed by the Investment Company Act of 1940 or to meet redemption requests.

The S&P MidCap 400 Pure Value Index is composed of those constituents of the S&P MidCap 400® that exhibit the strongest value characteristics as measured using three factors: the ratios of book value, earnings, and sales to price. The S&P MidCap 400® Index is a modified capitalization-weighted index composed of 400 mid-cap stocks chosen by the Standard & Poor's Corporation for market size, liquidity, and industry group representation. The S&P MidCap 400® Index covers approximately 7% of the U.S. equities market and generally represents mid-capitalization companies with capitalizations ranging from $289.3 million to $12.6 billion as of March 31, 2020. As of March 31, 2020, the S&P MidCap 400 Pure Value Index included companies with capitalizations ranging from $451.3 million to $8.7 billion. To the extent the Fund's underlying index is concentrated in a particular industry the Fund will necessarily be concentrated in that industry. While the Fund's sector exposure may vary over time, as of March 31, 2020, the Fund has significant exposure to the Consumer Discretionary Sector, Financials Sector, Industrials Sector, Information Technology Sector, and Materials Sector, as each sector is defined by the Global Industry Classification Standard, a widely recognized industry classification methodology developed by MSCI, Inc. and Standard & Poor's Financial Services LLC.

On a day-to-day basis, the Fund may hold short-term U.S. government securities or cash equivalents to collateralize its derivatives positions. In an effort to ensure that the Fund is fully invested on a day-to-day basis, the Fund may conduct any necessary trading activity at or just prior to the close of the U.S. financial markets. The Fund is non-diversified and, therefore, may invest a greater percentage of its assets in a particular issuer in comparison to a diversified fund.

PRINCIPAL RISKS

As with all mutual funds, a shareholder is subject to the risk that his or her investment could lose money. In addition to this risk, the Fund is subject to the principal risks described below.

COUNTERPARTY CREDIT RISK—The Fund may invest in financial instruments involving counterparties that attempt to gain exposure to a particular group of securities, index or asset class without actually purchasing those securities or investments, or to hedge a position. The Fund's use of such financial instruments, including swap agreements, involves risks that are different from those associated with ordinary portfolio securities transactions. For example, the Fund is exposed to the risk that the counterparty may be unwilling or unable to make timely payments to meet its contractual obligations or may fail to return holdings that are subject to the agreement with the counterparty. If the counterparty becomes bankrupt or defaults on its payment obligations to the Fund, the Fund may not receive the full amount that it is entitled to receive. If this occurs, the value of your shares in the Fund will decrease.

DERIVATIVES RISK—The Fund's investments in derivatives may pose risks in addition to and greater than those associated with investing directly in securities or other investments, including risks relating to leverage, imperfect correlations with underlying investments or the Fund's other portfolio holdings, high price volatility, lack of availability, counterparty credit, liquidity, valuation and legal restrictions. Their use is a highly specialized activity that involves investment techniques and risks different from those associated with ordinary portfolio securities transactions. If the Advisor is incorrect about its expectations of market conditions, the use of derivatives could also result in a loss, which in some cases may be unlimited. Certain risks are specific to the derivatives in which the Fund invests.

> **SWAP AGREEMENTS RISK**—Swap agreements are contracts among the Fund and a counterparty to exchange the return of the pre-determined underlying investment (such as the rate of return of the underlying index). Swap agreements may be negotiated bilaterally and traded OTC between two parties or, in some instances, must be transacted through a futures commission merchant and cleared through a clearinghouse that serves as a central counterparty. Risks associated with the use of swap agreements are different from those associated with ordinary portfolio securities transactions, due in part to the fact they could be considered illiquid and many

swaps trade on the OTC market. Swaps are particularly subject to counterparty credit, correlation, valuation, liquidity and leveraging risks. Certain standardized swaps are subject to mandatory central clearing. Central clearing is expected to reduce counterparty credit risk and increase liquidity, but central clearing does not make swap transactions risk-free.

FUTURES CONTRACTS RISK—Futures contracts are typically exchange-traded contracts that call for the future delivery of an asset at a certain price and date, or cash settlement of the terms of the contract. Risks of futures contracts may be caused by an imperfect correlation between movements in the price of the instruments and the price of the underlying securities. In addition, there is the risk that the Fund may not be able to enter into a closing transaction because of an illiquid market. Exchanges can limit the number of positions that can be held or controlled by the Fund or the Advisor, thus limiting the ability to implement the Fund's strategies. Futures markets are highly volatile and the use of futures may increase the volatility of the Fund's net asset value ("NAV"). Futures also are subject to leverage risks and to liquidity risk.

OPTIONS CONTRACTS RISK—Options or options on futures contracts give the holder of the option the right to buy (or to sell) a position in a security or in a contract to the writer of the option, at a certain price. They are subject to correlation risk because there may be an imperfect correlation between the options and the securities markets that cause a given transaction to fail to achieve its objectives. The successful use of options depends on the Advisor's ability to correctly predict future price fluctuations and the degree of correlation between the options and securities markets. Exchanges can limit the number of positions that can be held or controlled by the Fund or the Advisor, thus limiting the ability to implement the Fund's strategies. Options also are particularly subject to leverage risk and can be subject to liquidity risk.

EARLY CLOSING RISK—The Fund is subject to the risk that unanticipated early closings of securities exchanges and other financial markets may result in the Fund's inability to buy or sell securities or other financial instruments on that day and may cause the Fund to incur substantial trading losses.

EQUITY RISK—The Fund is subject to the risk that the value of the equity securities and equity-based derivatives in the Fund's portfolio will decline due to volatility in the equity market caused by general market and economic conditions, perceptions regarding particular industries represented in the equity market, or factors relating to specific companies to which the Fund has investment exposure.

MARKET RISK—The market value of the securities and derivatives held by the Fund may fluctuate over time in response to factors affecting individual companies or other factors such as changing economic, political or financial markets.

MID-CAPITALIZATION SECURITIES RISK—The Fund is subject to the risk that medium-capitalization stocks may underperform other segments of the equity market or the equity market as a whole. Securities of medium-capitalization companies may experience more price volatility, greater spreads between their bid and ask prices, lower trading volumes, and cyclical or static growth prospects. Medium-capitalization companies often have limited product lines, markets or financial resources, and may therefore be more vulnerable to adverse developments than larger capitalization companies.

NON-DIVERSIFICATION RISK—The Fund is considered non-diversified and can invest a greater portion of its assets in securities of individual issuers than a diversified fund. As a result, changes in the market value of a single issuer's securities could cause greater fluctuations in the value of Fund shares than would occur in a diversified fund. The Fund may become diversified for periods of time solely as a result of changes in the composition of the underlying index (*e.g.*, changes in the relative market capitalization or weights of one or more index component stocks).

OTC TRADING RISK—Certain of the derivatives in which the Fund may invest may be traded (and privately negotiated) in the OTC market. While the OTC derivatives market is the primary trading venue for many derivatives, it is largely unregulated and provides for less transparency than a national securities or commodities exchange. As a result and similar to other privately negotiated contracts, the Fund is subject to counterparty credit risk with respect to such derivatives contracts.

PASSIVE INVESTMENT RISK—The Fund is not actively managed and the Advisor does not attempt to take defensive positions in declining markets. Therefore, the Fund may be subject to greater losses in a declining market than a fund that is actively managed.

PORTFOLIO TURNOVER RISK—Periodic rebalancing of the Fund's holdings pursuant to its daily investment objective may lead to a greater number of portfolio transactions in the Fund than experienced by other mutual funds. Such frequent and active trading may lead to significantly higher transaction costs because of increased broker commissions associated with such transactions.

REGULATORY AND LEGAL RISK—U.S. and non-U.S. governmental agencies and other regulators regularly implement additional regulations and legislators pass new laws that affect the investments held by the Fund, the strategies used by the Fund or the level of regulation or taxation applying to the Fund (such as regulations related to investments in derivatives and other transactions). These regulations and laws impact the investment strategies, performance, costs and operations of the Fund or taxation of shareholders.

SECTOR RISK—The Fund is subject to the Sector Risks described below.

Consumer Discretionary Sector Risk. The Fund's investments are exposed to issuers conducting business in the Consumer Discretionary Sector. The manufacturing segment of the Consumer Discretionary Sector includes automotive, household durable goods, leisure equipment and textiles and apparel. The services segment includes hotels, restaurants and other leisure facilities, media production and services, and consumer retailing and services. The Fund is subject to the risk that the securities of such issuers will underperform the market as a whole due to legislative or regulatory changes, adverse market conditions and/or increased competition affecting the Consumer Discretionary Sector. The performance of companies operating in the Consumer Discretionary Sector has historically been closely tied to the performance of the overall economy, and also is affected by economic growth, consumer confidence, attitudes and spending. Changes in demographics and consumer tastes also can affect the demand for, and success of, consumer products and services in the marketplace. Moreover, the Consumer Discretionary Sector encompasses those businesses that tend to be the most sensitive to economic cycles.

Financials Sector Risk. The Fund's investments are exposed to issuers conducting business in the Financials Sector. The Financials Sector includes companies involved in banking, thrifts and mortgage finance, specialized finance, consumer finance, asset management and custody banks, investment banking and brokerage, and insurance. It also includes the Financial Exchanges & Data and Mortgage Real Estate Investment Trusts (REITs) sub-industries. Certain Financials Sector issuers serve as counterparties with which the Fund may enter into derivatives agreements or other similar contractual arrangements. The Fund is subject to the risk that the securities of such issuers will underperform the market as a whole due to legislative or regulatory changes, adverse market conditions and/or increased competition affecting the Financials Sector, which may adversely affect a company's ability to fulfill its obligations as a financial counterparty. Companies operating in the Financials Sector are subject to extensive government regulation, which may limit the financial commitments they can make and the interest rates and fees they can charge. Profitability is largely dependent on the availability and cost of capital funds, and may fluctuate significantly when interest rates change or due to increased competition.

Industrials Sector Risk. The Fund's investments are exposed to issuers conducting business in the Industrials Sector. The Industrials Sector includes manufacturers and distributors of capital goods such as aerospace and defense, building projects, electrical equipment and machinery, and companies that offer construction and engineering services. It also includes providers of commercial and professional services including printing, environmental and facilities services, office services and supplies, security and alarm services, human resource and employment services, and research and consulting services. It also includes companies that provide transportation services. The Fund is subject to the risk that the securities of such issuers will underperform the market as a whole due to legislative or regulatory changes, adverse market conditions and/or increased competition affecting the Industrials Sector. The prices of the securities of companies operating in the Industrials Sector may fluctuate due to the level and volatility of commodity prices, the exchange value of the dollar, import controls, worldwide competition, liability for environmental damage, depletion of resources, and mandated expenditures for safety and pollution control devices.

Information Technology Sector Risk. The Fund's investments are exposed to issuers conducting business in the Information Technology Sector. The Information Technology Sector includes companies that offer software and information technology services, manufacturers and distributors of technology hardware and equipment such as communications equipment, cellular phones, computers and peripherals, electronic

equipment and related instruments and semiconductors. The Fund is subject to the risk that the securities of such issuers will underperform the market as a whole due to legislative or regulatory changes, adverse market conditions and/or increased competition affecting the Information Technology Sector. The prices of the securities of companies operating in the Information Technology Sector are closely tied to market competition, increased sensitivity to short product cycles and aggressive pricing, and problems with bringing products to market.

Materials Sector Risk. The Fund's investments are exposed to issuers conducting business in the Materials Sector. The Materials Sector includes companies that manufacture chemicals, construction materials, glass, paper, forest products and related packaging products, and metals, minerals and mining companies, including producers of steel. The Fund is subject to the risk that the securities of such issuers will underperform the market as a whole due to legislative or regulatory changes, adverse market conditions and/or increased competition affecting the Materials Sector. The prices of the securities of companies operating in the Materials Sector may fluctuate widely due to the level and volatility of commodity prices, the exchange value of the U.S. dollar, import controls, worldwide competition, liability for environmental damage, depletion of resources, and mandated expenditures for safety and pollution control devices.

SHAREHOLDER TRADING RISK—The Fund may be used as a tool for certain investors that employ trading strategies involving frequent trading. Such trading strategies may lead to increased portfolio turnover in the Fund and higher transaction costs. Large movements of assets into and out of the Fund due to active or frequent trading also may adversely affect the Fund's ability to achieve its investment objective.

TEMPORARY DEFENSIVE INVESTMENT RISK—The Advisor generally does not attempt to take defensive positions in the Fund in declining markets. Therefore, the Fund may be subject to greater losses in a declining market than a fund that does take defensive positions in declining markets.

TRACKING ERROR RISK—The Advisor may not be able to cause the Fund's performance to match that of the Fund's benchmark, either on a daily or aggregate basis. Factors such as Fund expenses, imperfect correlation between the Fund's investments and those of the underlying index, rounding of share prices, changes to the composition of the underlying index, regulatory policies, and high portfolio turnover rate all contribute to tracking error. Tracking error may cause the Fund's performance to be less than you expect.

TRADING HALT RISK—The Fund typically will hold futures contracts and short-term options. The major exchanges on which these contracts are traded, such as the Chicago Mercantile Exchange, have established limits on how much the trading price of a futures contract or option may decline over various time periods within a day, and may halt trading in a contract that exceeds such limits. If a trading halt occurs, the Fund may temporarily be unable to purchase or sell certain securities, futures contracts or options. Such a trading halt near the time the Fund prices its shares may limit the Fund's ability to fully invest its assets, which could increase tracking error and adversely affect performance, and may prevent the Fund from achieving its investment objective.

VALUE STOCKS RISK—Value stocks are subject to the risk that the intrinsic value of the stock may never be realized by the market or that the price goes down.

PERFORMANCE INFORMATION

The following bar chart shows the performance of the shares of the Fund from year to year. The variability of performance over time provides an indication of the risks of investing in the Fund. The following table shows the performance of the shares of the Fund as an average over different periods of time in comparison to the performance of a broad-based market index. The figures in the bar chart and table assume the reinvestment of dividends and capital gains distributions. The performance information below does not reflect fees and expenses of any variable contract that may use the Fund as its underlying investment and would be lower if it did. Of course, this past performance (before taxes) does not necessarily indicate how the Fund will perform in the future.

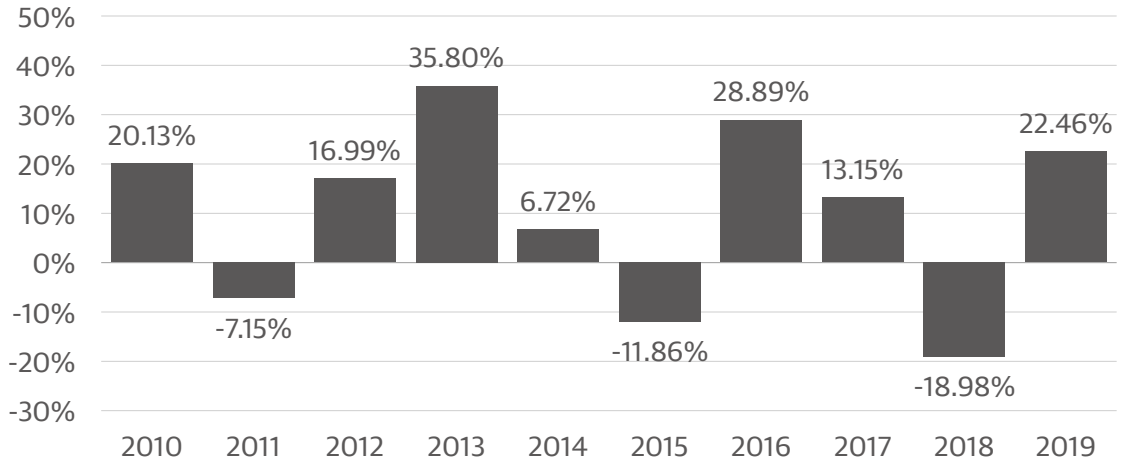

Highest Quarter Return
Q1 2019 16.56%

Lowest Quarter Return
Q3 2011 -21.60%

AVERAGE ANNUAL TOTAL RETURN

(for periods ended December 31, 2019)

	Past 1 Year	Past 5 Years	Past 10 Years
S&P MidCap 400® Pure Value Fund	22.46%	4.98%	9.20%
S&P MidCap 400 Pure Value Index *(reflects no deduction for fees, expenses or taxes)*	24.49%	6.75%	11.33%

MANAGEMENT

INVESTMENT ADVISOR

Security Investors, LLC, which operates under the name Guggenheim Investments, serves as the investment adviser of the Fund.

PORTFOLIO MANAGERS

- **Michael P. Byrum**, CFA, Senior Vice President. Mr. Byrum has been associated with the Advisor since 1993.
- **Ryan A. Harder,** CFA, Portfolio Manager. Mr. Harder has been associated with the Advisor since 2004.

PURCHASE AND SALE OF FUND SHARES

Shares of the Fund are purchased by insurance companies for their separate accounts to fund variable life insurance and variable annuity contracts. All orders for the purchase of shares are subject to acceptance or rejection by the Trust. All redemption requests will be processed and payment with respect thereto will be made within seven days after tender.

TAX INFORMATION

The tax consequences of your investment in the Fund depend on the provisions of the annuity or life insurance program through which you invest. For more information on taxes, please refer to the accompanying prospectus of the annuity or life insurance program through which Fund shares are offered.

S&P SMALLCAP 600® PURE GROWTH FUND

INVESTMENT OBJECTIVE

The S&P SmallCap 600® Pure Growth Fund (the "Fund") seeks to provide investment results that match, before fees and expenses, the performance of a benchmark for small-cap growth securities on a daily basis. The Fund's current benchmark is the S&P SmallCap 600 Pure Growth Index (the "underlying index").

FEES AND EXPENSES OF THE FUND

This table describes the fees and expenses that you may pay if you buy and hold shares of the Fund. Owners of variable annuity and insurance contracts that invest in the Fund also should refer to the variable insurance contract prospectus for a description of fees and expenses that may be deducted at the separate account level or contract level for any charges that may be incurred under a contract. If the information below were to reflect the deduction of insurance charges, fees and expenses would be higher.

SHAREHOLDER FEES *(fees paid directly from your investment)*	N/A
ANNUAL FUND OPERATING EXPENSES *(expenses that you pay each year as a percentage of the value of your investment)*	
Management Fees	0.75%
Other Expenses	0.98%
Total Annual Fund Operating Expenses	1.73%

EXAMPLE

This Example is intended to help you compare the cost of investing in the Fund with the cost of investing in other mutual funds. The Example does not reflect the fees and expenses which are, or may be, imposed under your variable insurance contract. If the Example were to reflect the deduction of such charges, the costs shown would be greater. The Example assumes that you invest $10,000 in the Fund for the time periods indicated and then redeem all of your shares at the end of those periods. The Example also assumes that your investment has a 5% return each year and that the Fund's operating expenses remain the same. Although your actual costs may be higher or lower, based on these assumptions your costs would be:

1 Year	3 Years	5 Years	10 Years
$176	$545	$939	$2,041

PORTFOLIO TURNOVER

The Fund pays transaction costs, such as commissions, when it buys and sells securities (or "turns over" its portfolio). A higher portfolio turnover rate may indicate higher transaction costs. These costs, which are not reflected in the Total Annual Fund Operating Expenses or the Example, affect the Fund's performance. During the most recent fiscal year, the Fund's portfolio turnover rate was 190% of the average value of its portfolio. The Fund's portfolio turnover rate is calculated without regard to cash instruments and most derivatives. If such instruments were included, the Fund's portfolio turnover rate might be significantly higher.

PRINCIPAL INVESTMENT STRATEGIES

The Fund employs as its investment strategy a program of investing in the common stock of companies that are generally within the capitalization range of the underlying index and derivative instruments, which primarily consist of equity index swaps, futures contracts, and options on securities, futures contracts, and stock indices. While the Fund may write (sell) and purchase swaps, it expects primarily to purchase swaps. Equity index swaps and futures and options contracts enable the Fund to pursue its investment objective without investing directly in the securities included in the underlying index or in the same proportion that those securities are represented in the underlying index. Certain of the Fund's derivatives investments may be traded in the over-the-counter ("OTC") market. Under normal circumstances, the Fund will invest at least 80% of its net assets, plus any borrowings for investment purposes, in securities of companies in the underlying index and derivatives and other instruments whose performance is expected to correspond to that of the underlying index.

Investments in derivative instruments, such as futures, options and swap agreements, have the economic effect of creating financial leverage in the Fund's portfolio because such investments may give rise to losses that exceed the amount the Fund has invested in those instruments. Financial leverage will magnify, sometimes significantly, the Fund's exposure to any increase or decrease in prices associated with a particular reference asset resulting in increased volatility in the value of the Fund's portfolio. The value of the Fund's portfolio is likely to experience greater volatility over short-term periods. While such financial leverage has the potential to produce greater gains, it also may result in greater losses, which in some cases may cause the Fund to liquidate other portfolio investments at a loss to comply with limits on leverage and asset segregation requirements imposed by the Investment Company Act of 1940 or to meet redemption requests.

The S&P SmallCap 600 Pure Growth Index is composed of those constituents of the S&P SmallCap 600® that exhibit the strongest growth characteristics as measured using three factors: sales growth, ratio of earnings change to price, and momentum. The S&P SmallCap 600® Index is a modified capitalization-weighted index composed of 600 small-cap stocks chosen by the Standard & Poor's Corporation for market size, liquidity and industry group representation. The S&P SmallCap 600® Index generally represents small-capitalization companies with capitalizations ranging from $17.3 million to $4.3 billion as of March 31, 2020. As of March 31, 2020, the S&P SmallCap 600 Pure Growth Index included companies with capitalizations ranging from $44.8 million to $4.3 billion. To the extent the Fund's underlying index is concentrated in a particular industry the Fund will necessarily be concentrated in that industry. While the Fund's sector exposure may vary over time, as of March 31, 2020, the Fund has significant exposure to the Consumer Discretionary Sector, Financials Sector, Health Care Sector, Industrials Sector, and Information Technology Sector, as each sector is defined by the Global Industry Classification Standard, a widely recognized industry classification methodology developed by MSCI, Inc. and Standard & Poor's Financial Services LLC.

On a day-to-day basis, the Fund may hold short-term U.S. government securities or cash equivalents to collateralize its derivatives positions. In an effort to ensure that the Fund is fully invested on a day-to-day basis, the Fund may conduct any necessary trading activity at or just prior to the close of the U.S. financial markets. The Fund is non-diversified and, therefore, may invest a greater percentage of its assets in a particular issuer in comparison to a diversified fund.

PRINCIPAL RISKS

As with all mutual funds, a shareholder is subject to the risk that his or her investment could lose money. In addition to this risk, the Fund is subject to the principal risks described below.

COUNTERPARTY CREDIT RISK—The Fund may invest in financial instruments involving counterparties that attempt to gain exposure to a particular group of securities, index or asset class without actually purchasing those securities or investments, or to hedge a position. The Fund's use of such financial instruments, including swap agreements, involves risks that are different from those associated with ordinary portfolio securities transactions. For example, the Fund is exposed to the risk that the counterparty may be unwilling or unable to make timely payments to meet its contractual obligations or may fail to return holdings that are subject to the agreement with the counterparty. If the counterparty becomes bankrupt or defaults on its payment obligations to the Fund, the Fund may not receive the full amount that it is entitled to receive. If this occurs, the value of your shares in the Fund will decrease.

DERIVATIVES RISK—The Fund's investments in derivatives may pose risks in addition to and greater than those associated with investing directly in securities or other investments, including risks relating to leverage, imperfect correlations with underlying investments or the Fund's other portfolio holdings, high price volatility, lack of availability, counterparty credit, liquidity, valuation and legal restrictions. Their use is a highly specialized activity that involves investment techniques and risks different from those associated with ordinary portfolio securities transactions. If the Advisor is incorrect about its expectations of market conditions, the use of derivatives could also result in a loss, which in some cases may be unlimited. Certain risks are specific to the derivatives in which the Fund invests.

> **SWAP AGREEMENTS RISK**—Swap agreements are contracts among the Fund and a counterparty to exchange the return of the pre-determined underlying investment (such as the rate of return of the underlying index). Swap agreements may be negotiated bilaterally and traded OTC between two parties or, in some instances, must be transacted through a futures commission merchant and cleared through a clearinghouse that serves as a central counterparty. Risks associated with the use of swap agreements are different from those associated with ordinary portfolio securities transactions, due in part to the fact they could be considered illiquid and many

swaps trade on the OTC market. Swaps are particularly subject to counterparty credit, correlation, valuation, liquidity and leveraging risks. Certain standardized swaps are subject to mandatory central clearing. Central clearing is expected to reduce counterparty credit risk and increase liquidity, but central clearing does not make swap transactions risk-free.

FUTURES CONTRACTS RISK—Futures contracts are typically exchange-traded contracts that call for the future delivery of an asset at a certain price and date, or cash settlement of the terms of the contract. Risks of futures contracts may be caused by an imperfect correlation between movements in the price of the instruments and the price of the underlying securities. In addition, there is the risk that the Fund may not be able to enter into a closing transaction because of an illiquid market. Exchanges can limit the number of positions that can be held or controlled by the Fund or the Advisor, thus limiting the ability to implement the Fund's strategies. Futures markets are highly volatile and the use of futures may increase the volatility of the Fund's net asset value ("NAV"). Futures also are subject to leverage risks and to liquidity risk.

OPTIONS CONTRACTS RISK—Options or options on futures contracts give the holder of the option the right to buy (or to sell) a position in a security or in a contract to the writer of the option, at a certain price. They are subject to correlation risk because there may be an imperfect correlation between the options and the securities markets that cause a given transaction to fail to achieve its objectives. The successful use of options depends on the Advisor's ability to correctly predict future price fluctuations and the degree of correlation between the options and securities markets. Exchanges can limit the number of positions that can be held or controlled by the Fund or the Advisor, thus limiting the ability to implement the Fund's strategies. Options also are particularly subject to leverage risk and can be subject to liquidity risk.

EARLY CLOSING RISK—The Fund is subject to the risk that unanticipated early closings of securities exchanges and other financial markets may result in the Fund's inability to buy or sell securities or other financial instruments on that day and may cause the Fund to incur substantial trading losses.

EQUITY RISK—The Fund is subject to the risk that the value of the equity securities and equity-based derivatives in the Fund's portfolio will decline due to volatility in the equity market caused by general market and economic conditions, perceptions regarding particular industries represented in the equity market, or factors relating to specific companies to which the Fund has investment exposure.

GROWTH STOCKS RISK—Growth stocks typically invest a high portion of their earnings back into their business and may lack the dividend yield that could cushion their decline in a market downturn. Growth stocks may be more volatile than other stocks because they are more sensitive to investor perceptions regarding the growth potential of the issuing company.

MARKET RISK—The market value of the securities and derivatives held by the Fund may fluctuate over time in response to factors affecting individual companies or other factors such as changing economic, political or financial markets.

NON-DIVERSIFICATION RISK—The Fund is considered non-diversified and can invest a greater portion of its assets in securities of individual issuers than a diversified fund. As a result, changes in the market value of a single issuer's securities could cause greater fluctuations in the value of Fund shares than would occur in a diversified fund. The Fund may become diversified for periods of time solely as a result of changes in the composition of the underlying index (*e.g.*, changes in the relative market capitalization or weights of one or more index component stocks).

OTC TRADING RISK—Certain of the derivatives in which the Fund may invest may be traded (and privately negotiated) in the OTC market. While the OTC derivatives market is the primary trading venue for many derivatives, it is largely unregulated and provides for less transparency than a national securities or commodities exchange. As a result and similar to other privately negotiated contracts, the Fund is subject to counterparty credit risk with respect to such derivatives contracts.

PASSIVE INVESTMENT RISK—The Fund is not actively managed and the Advisor does not attempt to take defensive positions in declining markets. Therefore, the Fund may be subject to greater losses in a declining market than a fund that is actively managed.

PORTFOLIO TURNOVER RISK—Periodic rebalancing of the Fund's holdings pursuant to its daily investment objective may lead to a greater number of portfolio transactions in the Fund than experienced by other mutual funds. Such frequent and active trading may lead to significantly higher transaction costs because of increased broker commissions associated with such transactions.

REGULATORY AND LEGAL RISK—U.S. and non-U.S. governmental agencies and other regulators regularly implement additional regulations and legislators pass new laws that affect the investments held by the Fund, the strategies used by the Fund or the level of regulation or taxation applying to the Fund (such as regulations related to investments in derivatives and other transactions). These regulations and laws impact the investment strategies, performance, costs and operations of the Fund or taxation of shareholders.

SECTOR RISK—The Fund is subject to the Sector Risks described below.

Consumer Discretionary Sector Risk. The Fund's investments are exposed to issuers conducting business in the Consumer Discretionary Sector. The manufacturing segment of the Consumer Discretionary Sector includes automotive, household durable goods, leisure equipment and textiles and apparel. The services segment includes hotels, restaurants and other leisure facilities, media production and services, and consumer retailing and services. The Fund is subject to the risk that the securities of such issuers will underperform the market as a whole due to legislative or regulatory changes, adverse market conditions and/or increased competition affecting the Consumer Discretionary Sector. The performance of companies operating in the Consumer Discretionary Sector has historically been closely tied to the performance of the overall economy, and also is affected by economic growth, consumer confidence, attitudes and spending. Changes in demographics and consumer tastes also can affect the demand for, and success of, consumer products and services in the marketplace. Moreover, the Consumer Discretionary Sector encompasses those businesses that tend to be the most sensitive to economic cycles.

Financials Sector Risk. The Fund's investments are exposed to issuers conducting business in the Financials Sector. The Financials Sector includes companies involved in banking, thrifts and mortgage finance, specialized finance, consumer finance, asset management and custody banks, investment banking and brokerage, and insurance. It also includes the Financial Exchanges & Data and Mortgage Real Estate Investment Trusts (REITs) sub-industries. Certain Financials Sector issuers serve as counterparties with which the Fund may enter into derivatives agreements or other similar contractual arrangements. The Fund is subject to the risk that the securities of such issuers will underperform the market as a whole due to legislative or regulatory changes, adverse market conditions and/or increased competition affecting the Financials Sector, which may adversely affect a company's ability to fulfill its obligations as a financial counterparty. Companies operating in the Financials Sector are subject to extensive government regulation, which may limit the financial commitments they can make and the interest rates and fees they can charge. Profitability is largely dependent on the availability and cost of capital funds, and may fluctuate significantly when interest rates change or due to increased competition.

Health Care Sector Risk. The Fund's investments are exposed to issuers conducting business in the Health Care Sector. The Health Care Sector includes health care providers and services, companies that manufacture and distribute health care equipment and supplies, and health care technology companies. It also includes companies involved in the research, development, production and marketing of pharmaceuticals and biotechnology products. The Fund is subject to the risk that the securities of such issuers will underperform the market as a whole due to legislative or regulatory changes, adverse market conditions and/or increased competition affecting the Health Care Sector. The prices of the securities of companies operating in the Health Care Sector are closely tied to government regulation and approval of their products and services, which can have a significant effect on the price and availability of those products and services.

Industrials Sector Risk. The Fund's investments are exposed to issuers conducting business in the Industrials Sector. The Industrials Sector includes manufacturers and distributors of capital goods such as aerospace and defense, building projects, electrical equipment and machinery, and companies that offer construction and engineering services. It also includes providers of commercial and professional services including printing, environmental and facilities services, office services and supplies, security and alarm services, human resource and employment services, and research and consulting services. It also includes companies that provide transportation services. The Fund is subject to the risk that the securities of such issuers will underperform

the market as a whole due to legislative or regulatory changes, adverse market conditions and/or increased competition affecting the Industrials Sector. The prices of the securities of companies operating in the Industrials Sector may fluctuate due to the level and volatility of commodity prices, the exchange value of the dollar, import controls, worldwide competition, liability for environmental damage, depletion of resources, and mandated expenditures for safety and pollution control devices.

Information Technology Sector Risk. The Fund's investments are exposed to issuers conducting business in the Information Technology Sector. The Information Technology Sector includes companies that offer software and information technology services, manufacturers and distributors of technology hardware and equipment such as communications equipment, cellular phones, computers and peripherals, electronic equipment and related instruments and semiconductors. The Fund is subject to the risk that the securities of such issuers will underperform the market as a whole due to legislative or regulatory changes, adverse market conditions and/or increased competition affecting the Information Technology Sector. The prices of the securities of companies operating in the Information Technology Sector are closely tied to market competition, increased sensitivity to short product cycles and aggressive pricing, and problems with bringing products to market.

SHAREHOLDER TRADING RISK—The Fund may be used as a tool for certain investors that employ trading strategies involving frequent trading. Such trading strategies may lead to increased portfolio turnover in the Fund and higher transaction costs. Large movements of assets into and out of the Fund due to active or frequent trading also may adversely affect the Fund's ability to achieve its investment objective.

SMALL-CAPITALIZATION SECURITIES RISK—The Fund is subject to the risk that small-capitalization stocks may underperform other segments of the equity market or the equity market as a whole. Small-capitalization companies may be more vulnerable than larger, more established organizations to adverse business or economic developments. Securities of small-capitalization companies may experience much more price volatility, greater spreads between their bid and ask prices, significantly lower trading volumes, and cyclical or static growth prospects. Small-capitalization companies often have limited product lines, markets or financial resources, and may therefore be more vulnerable to adverse developments than larger capitalization companies.

TEMPORARY DEFENSIVE INVESTMENT RISK—The Advisor generally does not attempt to take defensive positions in the Fund in declining markets. Therefore, the Fund may be subject to greater losses in a declining market than a fund that does take defensive positions in declining markets.

TRACKING ERROR RISK—The Advisor may not be able to cause the Fund's performance to match that of the Fund's benchmark, either on a daily or aggregate basis. Factors such as Fund expenses, imperfect correlation between the Fund's investments and those of the underlying index, rounding of share prices, changes to the composition of the underlying index, regulatory policies, and high portfolio turnover rate all contribute to tracking error. Tracking error may cause the Fund's performance to be less than you expect.

TRADING HALT RISK—The Fund typically will hold futures contracts and short-term options. The major exchanges on which these contracts are traded, such as the Chicago Mercantile Exchange, have established limits on how much the trading price of a futures contract or option may decline over various time periods within a day, and may halt trading in a contract that exceeds such limits. If a trading halt occurs, the Fund may temporarily be unable to purchase or sell certain securities, futures contracts or options. Such a trading halt near the time the Fund prices its shares may limit the Fund's ability to fully invest its assets, which could increase tracking error and adversely affect performance, and may prevent the Fund from achieving its investment objective.

PERFORMANCE INFORMATION

The following bar chart shows the performance of the shares of the Fund from year to year. The variability of performance over time provides an indication of the risks of investing in the Fund. The following table shows the performance of the shares of the Fund as an average over different periods of time in comparison to the performance of a broad-based market index. The figures in the bar chart and table assume the reinvestment of dividends and capital gains distributions. The performance information below does not reflect fees and expenses of any variable contract that may use the Fund as its underlying investment and would be lower if it did. Of course, this past performance (before taxes) does not necessarily indicate how the Fund will perform in the future.

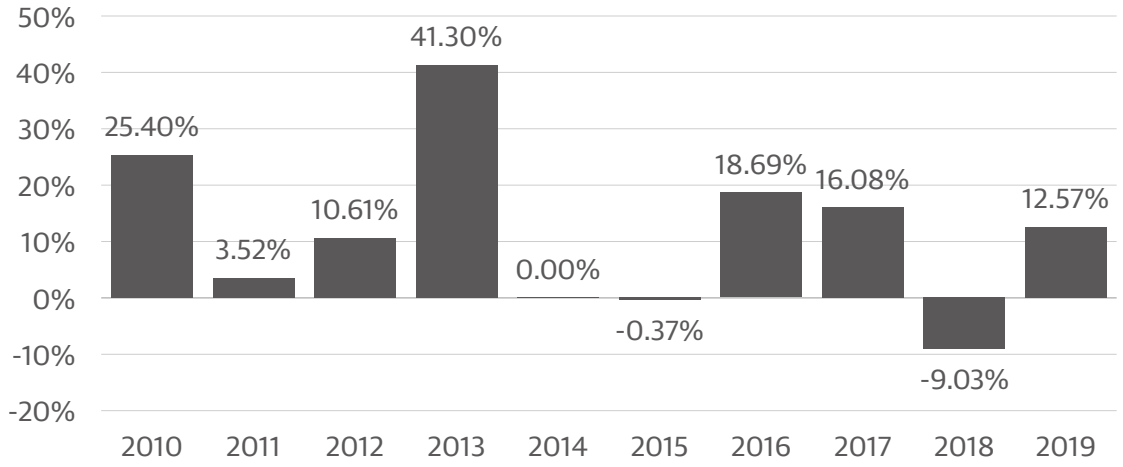

Highest Quarter Return
Q4 2010 15.96%

Lowest Quarter Return
Q4 2018 -22.28%

AVERAGE ANNUAL TOTAL RETURN
(for periods ended December 31, 2019)

	Past 1 Year	Past 5 Years	Past 10 Years
S&P SmallCap 600® Pure Growth Fund	12.57%	7.05%	11.05%
S&P SmallCap 600 Pure Growth Index *(reflects no deduction for fees, expenses or taxes)*	14.78%	8.95%	13.14%

MANAGEMENT

INVESTMENT ADVISOR

Security Investors, LLC, which operates under the name Guggenheim Investments, serves as the investment adviser of the Fund.

PORTFOLIO MANAGERS

- **Michael P. Byrum**, CFA, Senior Vice President. Mr. Byrum has been associated with the Advisor since 1993.
- **Ryan A. Harder,** CFA, Portfolio Manager. Mr. Harder has been associated with the Advisor since 2004.

PURCHASE AND SALE OF FUND SHARES

Shares of the Fund are purchased by insurance companies for their separate accounts to fund variable life insurance and variable annuity contracts. All orders for the purchase of shares are subject to acceptance or rejection by the Trust. All redemption requests will be processed and payment with respect thereto will be made within seven days after tender.

TAX INFORMATION

The tax consequences of your investment in the Fund depend on the provisions of the annuity or life insurance program through which you invest. For more information on taxes, please refer to the accompanying prospectus of the annuity or life insurance program through which Fund shares are offered.

S&P SMALLCAP 600® PURE VALUE FUND

INVESTMENT OBJECTIVE

The S&P SmallCap 600® Pure Value Fund (the "Fund") seeks to provide investment results that match, before fees and expenses, the performance of a benchmark for small-cap value securities on a daily basis. The Fund's current benchmark is the S&P SmallCap 600 Pure Value Index (the "underlying index").

FEES AND EXPENSES OF THE FUND

This table describes the fees and expenses that you may pay if you buy and hold shares of the Fund. Owners of variable annuity and insurance contracts that invest in the Fund also should refer to the variable insurance contract prospectus for a description of fees and expenses that may be deducted at the separate account level or contract level for any charges that may be incurred under a contract. If the information below were to reflect the deduction of insurance charges, fees and expenses would be higher.

SHAREHOLDER FEES *(fees paid directly from your investment)*	N/A
ANNUAL FUND OPERATING EXPENSES *(expenses that you pay each year as a percentage of the value of your investment)*	
Management Fees	0.75%
Other Expenses	0.98%
Total Annual Fund Operating Expenses	1.73%

EXAMPLE

This Example is intended to help you compare the cost of investing in the Fund with the cost of investing in other mutual funds. The Example does not reflect the fees and expenses which are, or may be, imposed under your variable insurance contract. If the Example were to reflect the deduction of such charges, the costs shown would be greater. The Example assumes that you invest $10,000 in the Fund for the time periods indicated and then redeem all of your shares at the end of those periods. The Example also assumes that your investment has a 5% return each year and that the Fund's operating expenses remain the same. Although your actual costs may be higher or lower, based on these assumptions your costs would be:

1 Year	3 Years	5 Years	10 Years
$176	$545	$939	$2,041

PORTFOLIO TURNOVER

The Fund pays transaction costs, such as commissions, when it buys and sells securities (or "turns over" its portfolio). A higher portfolio turnover rate may indicate higher transaction costs. These costs, which are not reflected in the Total Annual Fund Operating Expenses or the Example, affect the Fund's performance. During the most recent fiscal year, the Fund's portfolio turnover rate was 248% of the average value of its portfolio. The Fund's portfolio turnover rate is calculated without regard to cash instruments and most derivatives. If such instruments were included, the Fund's portfolio turnover rate might be significantly higher.

PRINCIPAL INVESTMENT STRATEGIES

The Fund employs as its investment strategy a program of investing in the common stock of companies that are generally within the capitalization range of the underlying index and derivative instruments, which primarily consist of equity index swaps, futures contracts, and options on securities, futures contracts, and stock indices. While the Fund may write (sell) and purchase swaps, it expects primarily to purchase swaps. Equity index swaps and futures and options contracts enable the Fund to pursue its investment objective without investing directly in the securities included in the underlying index or in the same proportion that those securities are represented in the underlying index. Certain of the Fund's derivatives investments may be traded in the over-the-counter ("OTC") market. Under normal circumstances, the Fund will invest at least 80% of its net assets, plus any borrowings for investment purposes, in securities of companies in the underlying index and derivatives and other instruments whose performance is expected to correspond to that of the underlying index.

Investments in derivative instruments, such as futures, options and swap agreements, have the economic effect of creating financial leverage in the Fund's portfolio because such investments may give rise to losses that exceed the amount the Fund has invested in those instruments. Financial leverage will magnify, sometimes significantly, the Fund's exposure to any increase or decrease in prices associated with a particular reference asset resulting in increased volatility in the value of the Fund's portfolio. The value of the Fund's portfolio is likely to experience greater volatility over short-term periods. While such financial leverage has the potential to produce greater gains, it also may result in greater losses, which in some cases may cause the Fund to liquidate other portfolio investments at a loss to comply with limits on leverage and asset segregation requirements imposed by the Investment Company Act of 1940 or to meet redemption requests.

The S&P SmallCap 600 Pure Value Index is composed of those constituents of the S&P SmallCap 600® that exhibit the strongest value characteristics as measured using three factors: the ratios of book value, earnings, and sales to price. The S&P SmallCap 600® Index is a modified capitalization-weighted index composed of 600 small-cap stocks chosen by the Standard & Poor's Corporation for market size, liquidity and industry group representation. The S&P SmallCap 600® Index generally represents small-capitalization companies with capitalizations ranging from $17.3 million to $4.3 billion as of March 31, 2020. As of March 31, 2020, the S&P SmallCap 600 Pure Value Index included companies with capitalizations ranging from $17.3 million to $3.0 billion. To the extent the Fund's underlying index is concentrated in a particular industry the Fund will necessarily be concentrated in that industry. While the Fund's sector exposure may vary over time, as of March 31, 2020, the Fund has significant exposure to the Consumer Discretionary Sector, Consumer Staples Sector, Energy Sector, Industrials Sector, and Financials Sector, as each sector is defined by the Global Industry Classification Standard, a widely recognized industry classification methodology developed by MSCI, Inc. and Standard & Poor's Financial Services LLC.

On a day-to-day basis, the Fund may hold short-term U.S. government securities or cash equivalents to collateralize its derivatives positions. In an effort to ensure that the Fund is fully invested on a day-to-day basis, the Fund may conduct any necessary trading activity at or just prior to the close of the U.S. financial markets. The Fund is non-diversified and, therefore, may invest a greater percentage of its assets in a particular issuer in comparison to a diversified fund.

PRINCIPAL RISKS

As with all mutual funds, a shareholder is subject to the risk that his or her investment could lose money. In addition to this risk, the Fund is subject to the principal risks described below.

COUNTERPARTY CREDIT RISK—The Fund may invest in financial instruments involving counterparties that attempt to gain exposure to a particular group of securities, index or asset class without actually purchasing those securities or investments, or to hedge a position. The Fund's use of such financial instruments, including swap agreements, involves risks that are different from those associated with ordinary portfolio securities transactions. For example, the Fund is exposed to the risk that the counterparty may be unwilling or unable to make timely payments to meet its contractual obligations or may fail to return holdings that are subject to the agreement with the counterparty. If the counterparty becomes bankrupt or defaults on its payment obligations to the Fund, the Fund may not receive the full amount that it is entitled to receive. If this occurs, the value of your shares in the Fund will decrease.

DERIVATIVES RISK—The Fund's investments in derivatives may pose risks in addition to and greater than those associated with investing directly in securities or other investments, including risks relating to leverage, imperfect correlations with underlying investments or the Fund's other portfolio holdings, high price volatility, lack of availability, counterparty credit, liquidity, valuation and legal restrictions. Their use is a highly specialized activity that involves investment techniques and risks different from those associated with ordinary portfolio securities transactions. If the Advisor is incorrect about its expectations of market conditions, the use of derivatives could also result in a loss, which in some cases may be unlimited. Certain risks are specific to the derivatives in which the Fund invests.

> **SWAP AGREEMENTS RISK**—Swap agreements are contracts among the Fund and a counterparty to exchange the return of the pre-determined underlying investment (such as the rate of return of the underlying index). Swap agreements may be negotiated bilaterally and traded OTC between two parties or, in some instances, must be transacted through a futures commission merchant and cleared through a clearinghouse that serves as a central counterparty. Risks associated with the use of swap agreements are different from those associated with ordinary portfolio securities transactions, due in part to the fact they could be considered illiquid and many

swaps trade on the OTC market. Swaps are particularly subject to counterparty credit, correlation, valuation, liquidity and leveraging risks. Certain standardized swaps are subject to mandatory central clearing. Central clearing is expected to reduce counterparty credit risk and increase liquidity, but central clearing does not make swap transactions risk-free.

FUTURES CONTRACTS RISK—Futures contracts are typically exchange-traded contracts that call for the future delivery of an asset at a certain price and date, or cash settlement of the terms of the contract. Risks of futures contracts may be caused by an imperfect correlation between movements in the price of the instruments and the price of the underlying securities. In addition, there is the risk that the Fund may not be able to enter into a closing transaction because of an illiquid market. Exchanges can limit the number of positions that can be held or controlled by the Fund or the Advisor, thus limiting the ability to implement the Fund's strategies. Futures markets are highly volatile and the use of futures may increase the volatility of the Fund's net asset value ("NAV"). Futures also are subject to leverage risks and to liquidity risk.

OPTIONS CONTRACTS RISK—Options or options on futures contracts give the holder of the option the right to buy (or to sell) a position in a security or in a contract to the writer of the option, at a certain price. They are subject to correlation risk because there may be an imperfect correlation between the options and the securities markets that cause a given transaction to fail to achieve its objectives. The successful use of options depends on the Advisor's ability to correctly predict future price fluctuations and the degree of correlation between the options and securities markets. Exchanges can limit the number of positions that can be held or controlled by the Fund or the Advisor, thus limiting the ability to implement the Fund's strategies. Options also are particularly subject to leverage risk and can be subject to liquidity risk.

EARLY CLOSING RISK—The Fund is subject to the risk that unanticipated early closings of securities exchanges and other financial markets may result in the Fund's inability to buy or sell securities or other financial instruments on that day and may cause the Fund to incur substantial trading losses.

EQUITY RISK—The Fund is subject to the risk that the value of the equity securities and equity-based derivatives in the Fund's portfolio will decline due to volatility in the equity market caused by general market and economic conditions, perceptions regarding particular industries represented in the equity market, or factors relating to specific companies to which the Fund has investment exposure.

MARKET RISK—The market value of the securities and derivatives held by the Fund may fluctuate over time in response to factors affecting individual companies or other factors such as changing economic, political or financial markets.

NON-DIVERSIFICATION RISK—The Fund is considered non-diversified and can invest a greater portion of its assets in securities of individual issuers than a diversified fund. As a result, changes in the market value of a single issuer's securities could cause greater fluctuations in the value of Fund shares than would occur in a diversified fund. The Fund may become diversified for periods of time solely as a result of changes in the composition of the underlying index (*e.g.*, changes in the relative market capitalization or weights of one or more index component stocks).

OTC TRADING RISK—Certain of the derivatives in which the Fund may invest may be traded (and privately negotiated) in the OTC market. While the OTC derivatives market is the primary trading venue for many derivatives, it is largely unregulated and provides for less transparency than a national securities or commodities exchange. As a result and similar to other privately negotiated contracts, the Fund is subject to counterparty credit risk with respect to such derivatives contracts.

PASSIVE INVESTMENT RISK—The Fund is not actively managed and the Advisor does not attempt to take defensive positions in declining markets. Therefore, the Fund may be subject to greater losses in a declining market than a fund that is actively managed.

PORTFOLIO TURNOVER RISK—Periodic rebalancing of the Fund's holdings pursuant to its daily investment objective may lead to a greater number of portfolio transactions in the Fund than experienced by other mutual funds. Such frequent and active trading may lead to significantly higher transaction costs because of increased broker commissions associated with such transactions.

REGULATORY AND LEGAL RISK—U.S. and non-U.S. governmental agencies and other regulators regularly implement additional regulations and legislators pass new laws that affect the investments held by the Fund, the strategies used by the Fund or the level of regulation or taxation applying to the Fund (such as regulations related to investments in derivatives and other transactions). These regulations and laws impact the investment strategies, performance, costs and operations of the Fund or taxation of shareholders.

SECTOR RISK—The Fund is subject to the Sector Risks described below.

Consumer Discretionary Sector Risk. The Fund's investments are exposed to issuers conducting business in the Consumer Discretionary Sector. The manufacturing segment of the Consumer Discretionary Sector includes automotive, household durable goods, leisure equipment and textiles and apparel. The services segment includes hotels, restaurants and other leisure facilities, media production and services, and consumer retailing and services. The Fund is subject to the risk that the securities of such issuers will underperform the market as a whole due to legislative or regulatory changes, adverse market conditions and/or increased competition affecting the Consumer Discretionary Sector. The performance of companies operating in the Consumer Discretionary Sector has historically been closely tied to the performance of the overall economy, and also is affected by economic growth, consumer confidence, attitudes and spending. Changes in demographics and consumer tastes also can affect the demand for, and success of, consumer products and services in the marketplace. Moreover, the Consumer Discretionary Sector encompasses those businesses that tend to be the most sensitive to economic cycles.

Consumer Staples Sector Risk. The Fund's investments are exposed to issuers conducting business in the Consumer Staples Sector. The Consumer Staples Sector includes manufacturers and distributors of food, beverages and tobacco and producers of non-durable household goods and personal products. It also includes food and drug retailing companies as well as hypermarkets and consumer super centers. The Fund is subject to the risk that the securities of such issuers will underperform the market as a whole due to legislative or regulatory changes, adverse market conditions and/or increased competition affecting the Consumer Staples Sector. The performance of companies operating in the Consumer Staples Sector has historically been closely tied to the performance of the overall economy, and also is affected by consumer confidence, demands and preferences, and spending. In addition, companies in the Consumer Staples Sector may be subject to risks pertaining to the supply of, demand for, and prices of raw materials.

Energy Sector Risk. The Fund's investments are exposed to issuers conducting business in the Energy Sector. The Energy Sector includes companies operating in the exploration and production, refining and marketing, and storage and transportation of oil and gas and coal and consumable fuels. It also includes companies that offer oil and gas equipment and related services. The Fund is subject to the risk that the securities of such issuers will underperform the market as a whole due to legislative or regulatory changes, adverse market conditions and/or increased competition affecting the Energy Sector. The performance of companies operating in the Energy Sector is closely tied to the price and supply of energy fuels and international political events.

Financials Sector Risk. The Fund's investments are exposed to issuers conducting business in the Financials Sector. The Financials Sector includes companies involved in banking, thrifts and mortgage finance, specialized finance, consumer finance, asset management and custody banks, investment banking and brokerage, and insurance. It also includes the Financial Exchanges & Data and Mortgage Real Estate Investment Trusts (REITs) sub-industries. Certain Financials Sector issuers serve as counterparties with which the Fund may enter into derivatives agreements or other similar contractual arrangements. The Fund is subject to the risk that the securities of such issuers will underperform the market as a whole due to legislative or regulatory changes, adverse market conditions and/or increased competition affecting the Financials Sector, which may adversely affect a company's ability to fulfill its obligations as a financial counterparty. Companies operating in the Financials Sector are subject to extensive government regulation, which may limit the financial commitments they can make and the interest rates and fees they can charge. Profitability is largely dependent on the availability and cost of capital funds, and may fluctuate significantly when interest rates change or due to increased competition.

Industrials Sector Risk. The Fund's investments are exposed to issuers conducting business in the Industrials Sector. The Industrials Sector includes manufacturers and distributors of capital goods such as aerospace and

defense, building projects, electrical equipment and machinery, and companies that offer construction and engineering services. It also includes providers of commercial and professional services including printing, environmental and facilities services, office services and supplies, security and alarm services, human resource and employment services, and research and consulting services. It also includes companies that provide transportation services. The Fund is subject to the risk that the securities of such issuers will underperform the market as a whole due to legislative or regulatory changes, adverse market conditions and/or increased competition affecting the Industrials Sector. The prices of the securities of companies operating in the Industrials Sector may fluctuate due to the level and volatility of commodity prices, the exchange value of the dollar, import controls, worldwide competition, liability for environmental damage, depletion of resources, and mandated expenditures for safety and pollution control devices.

SHAREHOLDER TRADING RISK—The Fund may be used as a tool for certain investors that employ trading strategies involving frequent trading. Such trading strategies may lead to increased portfolio turnover in the Fund and higher transaction costs. Large movements of assets into and out of the Fund due to active or frequent trading also may adversely affect the Fund's ability to achieve its investment objective.

SMALL-CAPITALIZATION SECURITIES RISK—The Fund is subject to the risk that small-capitalization stocks may underperform other segments of the equity market or the equity market as a whole. Small-capitalization companies may be more vulnerable than larger, more established organizations to adverse business or economic developments. Securities of small-capitalization companies may experience much more price volatility, greater spreads between their bid and ask prices, significantly lower trading volumes, and cyclical or static growth prospects. Small-capitalization companies often have limited product lines, markets or financial resources, and may therefore be more vulnerable to adverse developments than larger capitalization companies.

TEMPORARY DEFENSIVE INVESTMENT RISK—The Advisor generally does not attempt to take defensive positions in the Fund in declining markets. Therefore, the Fund may be subject to greater losses in a declining market than a fund that does take defensive positions in declining markets.

TRACKING ERROR RISK—The Advisor may not be able to cause the Fund's performance to match that of the Fund's benchmark, either on a daily or aggregate basis. Factors such as Fund expenses, imperfect correlation between the Fund's investments and those of the underlying index, rounding of share prices, changes to the composition of the underlying index, regulatory policies, and high portfolio turnover rate all contribute to tracking error. Tracking error may cause the Fund's performance to be less than you expect.

TRADING HALT RISK—The Fund typically will hold futures contracts and short-term options. The major exchanges on which these contracts are traded, such as the Chicago Mercantile Exchange, have established limits on how much the trading price of a futures contract or option may decline over various time periods within a day, and may halt trading in a contract that exceeds such limits. If a trading halt occurs, the Fund may temporarily be unable to purchase or sell certain securities, futures contracts or options. Such a trading halt near the time the Fund prices its shares may limit the Fund's ability to fully invest its assets, which could increase tracking error and adversely affect performance, and may prevent the Fund from achieving its investment objective.

VALUE STOCKS RISK—Value stocks are subject to the risk that the intrinsic value of the stock may never be realized by the market or that the price goes down.

PERFORMANCE INFORMATION

The following bar chart shows the performance of the shares of the Fund from year to year. The variability of performance over time provides an indication of the risks of investing in the Fund. The following table shows the performance of the shares of the Fund as an average over different periods of time in comparison to the performance of a broad-based market index. The figures in the bar chart and table assume the reinvestment of dividends and capital gains distributions. The performance information below does not reflect fees and expenses of any variable contract that may use the Fund as its underlying investment and would be lower if it did. Of course, this past performance (before taxes) does not necessarily indicate how the Fund will perform in the future.

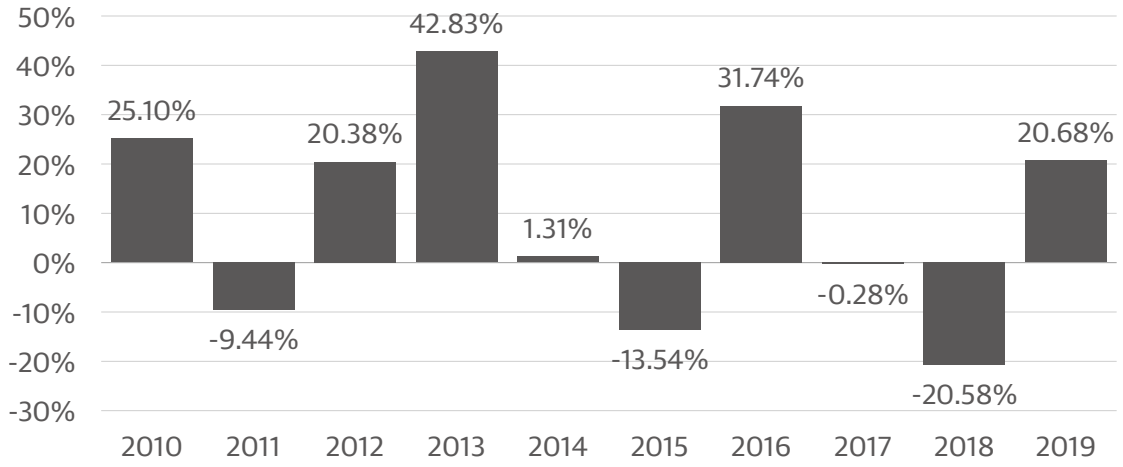

Highest Quarter Return
Q4 2010 20.96%

Lowest Quarter Return
Q4 2018 -24.67%

AVERAGE ANNUAL TOTAL RETURN

(for periods ended December 31, 2019)

	Past 1 Year	Past 5 Years	Past 10 Years
S&P SmallCap 600® Pure Value Fund	20.68%	1.71%	7.95%
S&P SmallCap 600 Pure Value Index *(reflects no deduction for fees, expenses or taxes)*	23.05%	3.43%	9.95%

MANAGEMENT

INVESTMENT ADVISOR

Security Investors, LLC, which operates under the name Guggenheim Investments, serves as the investment adviser of the Fund.

PORTFOLIO MANAGERS

- **Michael P. Byrum**, CFA, Senior Vice President. Mr. Byrum has been associated with the Advisor since 1993.
- **Ryan A. Harder,** CFA, Portfolio Manager. Mr. Harder has been associated with the Advisor since 2004.

PURCHASE AND SALE OF FUND SHARES

Shares of the Fund are purchased by insurance companies for their separate accounts to fund variable life insurance and variable annuity contracts. All orders for the purchase of shares are subject to acceptance or rejection by the Trust. All redemption requests will be processed and payment with respect thereto will be made within seven days after tender.

TAX INFORMATION

The tax consequences of your investment in the Fund depend on the provisions of the annuity or life insurance program through which you invest. For more information on taxes, please refer to the accompanying prospectus of the annuity or life insurance program through which Fund shares are offered.

BANKING FUND

INVESTMENT OBJECTIVE

The Banking Fund (the "Fund") seeks to provide capital appreciation by investing in companies that are involved in the banking sector, including commercial banks (and their holding companies) and savings and loan institutions ("Banking Companies").

FEES AND EXPENSES OF THE FUND

This table describes the fees and expenses that you may pay if you buy and hold shares of the Fund. Owners of variable annuity and insurance contracts that invest in the Fund also should refer to the variable insurance contract prospectus for a description of fees and expenses that may be deducted at the separate account level or contract level for any charges that may be incurred under a contract. If the information below were to reflect the deduction of insurance charges, fees and expenses would be higher.

SHAREHOLDER FEES *(fees paid directly from your investment)*	N/A
ANNUAL FUND OPERATING EXPENSES *(expenses that you pay each year as a percentage of the value of your investment)*	
Management Fees	0.85%
Other Expenses	0.97%
Total Annual Fund Operating Expenses	1.82%

EXAMPLE

This Example is intended to help you compare the cost of investing in the Fund with the cost of investing in other mutual funds. The Example does not reflect the fees and expenses which are, or may be, imposed under your variable insurance contract. If the Example were to reflect the deduction of such charges, the costs shown would be greater. The Example assumes that you invest $10,000 in the Fund for the time periods indicated and then redeem all of your shares at the end of those periods. The Example also assumes that your investment has a 5% return each year and that the Fund's operating expenses remain the same. Although your actual costs may be higher or lower, based on these assumptions your costs would be:

1 Year	3 Years	5 Years	10 Years
$185	$573	$985	$2,137

PORTFOLIO TURNOVER

The Fund pays transaction costs, such as commissions, when it buys and sells securities (or "turns over" its portfolio). A higher portfolio turnover rate may indicate higher transaction costs. These costs, which are not reflected in the Total Annual Fund Operating Expenses or the Example, affect the Fund's performance. During the most recent fiscal year, the Fund's portfolio turnover rate was 246% of the average value of its portfolio. The Fund's portfolio turnover rate is calculated without regard to cash instruments and most derivatives. If such instruments were included, the Fund's portfolio turnover rate might be significantly higher.

PRINCIPAL INVESTMENT STRATEGIES

Under normal circumstances, the Fund invests substantially all (at least 80%) of its net assets in equity securities of Banking Companies that are traded in the United States and in derivatives, which primarily consist of futures contracts and options on securities, futures contracts, and stock indices. The Advisor employs a proprietary quantitative and qualitative methodology to identify Banking Companies in which to invest. The methodology utilizes screens based on price, liquidity, and tradability. Stocks are weighted using a proprietary modified capitalization weighting methodology. The portfolio may be further adjusted to comply with regulatory investment limitations or as determined appropriate by the Advisor.

The Fund may invest to a significant extent in the securities of Banking Companies that have small to mid-sized capitalizations. Banking Companies are engaged in accepting deposits and making commercial and consumer loans and include state chartered banks, savings and loan institutions, and banks that are members of the Federal Reserve

System. The Fund also may purchase American Depositary Receipts ("ADRs") to gain exposure to foreign Banking Companies and U.S. government securities. Under U.S. Securities and Exchange Commission regulations, the Fund may not invest more than 5% of its total assets in the equity securities of any company that derives more than 15% of its revenues from brokerage or investment management activities.

Investments in derivative instruments, such as futures and options, have the economic effect of creating financial leverage in the Fund's portfolio because such investments may give rise to losses that exceed the amount the Fund has invested in those instruments. Financial leverage will magnify, sometimes significantly, the Fund's exposure to any increase or decrease in prices associated with a particular reference asset resulting in increased volatility in the value of the Fund's portfolio. The value of the Fund's portfolio is likely to experience greater volatility over short-term periods. While such financial leverage has the potential to produce greater gains, it also may result in greater losses, which in some cases may cause the Fund to liquidate other portfolio investments at a loss to comply with limits on leverage and asset segregation requirements imposed by the Investment Company Act of 1940 or to meet redemption requests.

In an effort to ensure that the Fund is fully invested on a day-to-day basis, the Fund may conduct any necessary trading activity at or just prior to the close of the U.S. financial markets. As of March 31, 2020, the Fund has significant exposure to the Financials Sector, as that sector is defined by the Global Industry Classification Standard, a widely recognized industry classification methodology developed by MSCI, Inc. and Standard & Poor's Financial Services LLC. Also, as of March 31, 2020, the Fund's investments are concentrated (*i.e.*, more than 25% of its assets) in securities issued by companies in the Banks Industry, a separate industry within the Financials Sector.

PRINCIPAL RISKS

As with all mutual funds, a shareholder is subject to the risk that his or her investment could lose money. In addition to this risk, the Fund is subject to the principal risks described below.

DEPOSITARY RECEIPT RISK—The Fund may hold the securities of non-U.S. companies in the form of ADRs. The underlying securities of the ADRs in the Fund's portfolio are subject to fluctuations in foreign currency exchange rates that may affect the value of the Fund's portfolio. In addition, the value of the securities underlying the ADRs may change materially when the U.S. markets are not open for trading. Investments in the underlying foreign securities also involve political and economic risks distinct from those associated with investing in the securities of U.S. issuers.

DERIVATIVES RISK—The Fund's investments in derivatives may pose risks in addition to and greater than those associated with investing directly in securities or other investments, including risks relating to leverage, imperfect correlations with underlying investments or the Fund's other portfolio holdings, high price volatility, lack of availability, counterparty credit, liquidity, valuation and legal restrictions. Their use is a highly specialized activity that involves investment techniques and risks different from those associated with ordinary portfolio securities transactions. If the Advisor is incorrect about its expectations of market conditions, the use of derivatives could also result in a loss, which in some cases may be unlimited. Certain risks are specific to the derivatives in which the Fund invests.

> **FUTURES CONTRACTS RISK**—Futures contracts are typically exchange-traded contracts that call for the future delivery of an asset at a certain price and date, or cash settlement of the terms of the contract. Risks of futures contracts may be caused by an imperfect correlation between movements in the price of the instruments and the price of the underlying securities. In addition, there is the risk that the Fund may not be able to enter into a closing transaction because of an illiquid market. Exchanges can limit the number of positions that can be held or controlled by the Fund or the Advisor, thus limiting the ability to implement the Fund's strategies. Futures markets are highly volatile and the use of futures may increase the volatility of the Fund's net asset value ("NAV"). Futures also are subject to leverage risks and to liquidity risk.
>
> **OPTIONS CONTRACTS RISK**—Options or options on futures contracts give the holder of the option the right to buy (or to sell) a position in a security or in a contract to the writer of the option, at a certain price. They are subject to correlation risk because there may be an imperfect correlation between the options and the securities markets that cause a given transaction to fail to achieve its objectives. The successful use of options depends on the Advisor's ability to correctly predict future price fluctuations and the degree of correlation between the options and securities markets. Exchanges can limit the number of positions that can be held or controlled by

the Fund or the Advisor, thus limiting the ability to implement the Fund's strategies. Options also are particularly subject to leverage risk and can be subject to liquidity risk.

EARLY CLOSING RISK—The Fund is subject to the risk that unanticipated early closings of securities exchanges and other financial markets may result in the Fund's inability to buy or sell securities or other financial instruments on that day and may cause the Fund to incur substantial trading losses.

EQUITY RISK—The Fund is subject to the risk that the value of the equity securities and equity-based derivatives in the Fund's portfolio will decline due to volatility in the equity market caused by general market and economic conditions, perceptions regarding particular industries represented in the equity market, or factors relating to specific companies to which the Fund has investment exposure.

FOREIGN ISSUER EXPOSURE RISK—The Fund may invest in securities of foreign companies directly, or in financial instruments that are indirectly linked to the performance of foreign issuers, such as ADRs. The Fund's exposure to foreign issuers and investments in foreign securities, if any, are subject to additional risks in comparison to U.S. securities and U.S. issuers, including currency fluctuations, adverse political and economic developments, unreliable or untimely information, less liquidity, limited legal recourse and higher transactional costs.

INDUSTRY CONCENTRATION RISK—The Fund expects to concentrate (*i.e.*, invest more than 25% of its net assets) its investments in a limited number of issuers conducting business in the same industry or group of related industries. To the extent the Fund does so, the Fund is more vulnerable to adverse market, economic, regulatory, political or other developments affecting that industry or group of related industries than a fund that invests its assets more broadly. As of March 31, 2020, the Fund's investments are concentrated in securities issued by companies in the Banks Industry. As a result of the Fund's concentration in the Banks Industry, the Fund is subject to the risks associated with that Industry. The Banks Industry includes large, geographically diverse banks with a national footprint as well as smaller regional banks whose businesses are derived primarily from conventional banking operations and have significant business activity in retail banking and small and medium corporate lending. Government regulations may limit both the amounts and types of loans and financial commitments companies in the Banks Industry can make, the interest rates and fees they can charge, and the amount of capital they must maintain, all of which may affect profitability. Credit losses resulting from financial difficulties of borrowers also can negatively affect the performance of banking companies. In addition, the prices of the securities of companies in the Banks Industry may fluctuate widely due to the broadening of regional and national interstate banking powers, the reduction in the number of publicly-traded banking companies, and general economic conditions that could create exposure to credit losses. Legislative or regulatory changes and increased government supervision also may affect companies in the Banks Industry. The Banks Industry is a separate industry within the Financials Sector.

MARKET RISK—The market value of the securities and derivatives held by the Fund may fluctuate over time in response to factors affecting individual companies or other factors such as changing economic, political or financial markets.

MID-CAPITALIZATION SECURITIES RISK—The Fund is subject to the risk that medium-capitalization stocks may underperform other segments of the equity market or the equity market as a whole. Securities of medium-capitalization companies may experience more price volatility, greater spreads between their bid and ask prices, lower trading volumes, and cyclical or static growth prospects. Medium-capitalization companies often have limited product lines, markets or financial resources, and may therefore be more vulnerable to adverse developments than larger capitalization companies.

PORTFOLIO TURNOVER RISK—The Fund's strategy may frequently involve buying and selling portfolio securities, which may lead to increased costs to the Fund. Portfolio turnover risk may cause the Fund's performance to be less than you expect.

REGULATORY AND LEGAL RISK—U.S. and non-U.S. governmental agencies and other regulators regularly implement additional regulations and legislators pass new laws that affect the investments held by the Fund, the strategies used by the Fund or the level of regulation or taxation applying to the Fund (such as regulations related to investments in derivatives and other transactions). These regulations and laws impact the investment strategies, performance, costs and operations of the Fund or taxation of shareholders.

SECTOR RISK—The Fund is subject to the Sector Risk described below.

> ***Financials Sector Risk.*** The Fund's investments are exposed to issuers conducting business in the Financials Sector. The Financials Sector includes companies involved in banking, thrifts and mortgage finance, specialized finance, consumer finance, asset management and custody banks, investment banking and brokerage, and insurance. It also includes the Financial Exchanges & Data and Mortgage Real Estate Investment Trusts (REITs) sub-industries. The Fund is subject to the risk that the securities of such issuers will underperform the market as a whole due to legislative or regulatory changes, adverse market conditions and/or increased competition affecting the Financials Sector. Companies operating in the Financials Sector are subject to extensive government regulation, which may limit the financial commitments they can make and the interest rates and fees they can charge. Profitability is largely dependent on the availability and cost of capital funds, and may fluctuate significantly when interest rates change or due to increased competition.

SHAREHOLDER TRADING RISK—The Fund may be used as a tool for certain investors that employ trading strategies involving frequent trading. Such trading strategies may lead to increased portfolio turnover in the Fund and higher transaction costs. Large movements of assets into and out of the Fund due to active or frequent trading also may adversely affect the Fund's ability to achieve its investment objective.

SMALL-CAPITALIZATION SECURITIES RISK—The Fund is subject to the risk that small-capitalization stocks may underperform other segments of the equity market or the equity market as a whole. Small-capitalization companies may be more vulnerable than larger, more established organizations to adverse business or economic developments. Securities of small-capitalization companies may experience much more price volatility, greater spreads between their bid and ask prices, significantly lower trading volumes, and cyclical or static growth prospects. Small-capitalization companies often have limited product lines, markets or financial resources, and may therefore be more vulnerable to adverse developments than larger capitalization companies.

TEMPORARY DEFENSIVE INVESTMENT RISK—The Advisor generally does not attempt to take defensive positions in the Fund in declining markets. Therefore, the Fund may be subject to greater losses in a declining market than a fund that does take defensive positions in declining markets.

TRADING HALT RISK—The Fund typically will hold futures contracts and short-term options. The major exchanges on which these contracts are traded, such as the Chicago Mercantile Exchange, have established limits on how much the trading price of a futures contract or option may decline over various time periods within a day, and may halt trading in a contract that exceeds such limits. If a trading halt occurs, the Fund may temporarily be unable to purchase or sell certain securities, futures contracts or options. Such a trading halt near the time the Fund prices its shares may limit the Fund's ability to fully invest its assets, which could adversely affect performance, and may prevent the Fund from achieving its investment objective.

PERFORMANCE INFORMATION

The following bar chart shows the performance of the shares of the Fund from year to year. The variability of performance over time provides an indication of the risks of investing in the Fund. The following table shows the performance of the shares of the Fund as an average over different periods of time in comparison to the performance of a broad-based market index. The figures in the bar chart and table assume the reinvestment of dividends and capital gains distributions. The performance information below does not reflect fees and expenses of any variable contract that may use the Fund as its underlying investment and would be lower if it did. Of course, this past performance (before taxes) does not necessarily indicate how the Fund will perform in the future.

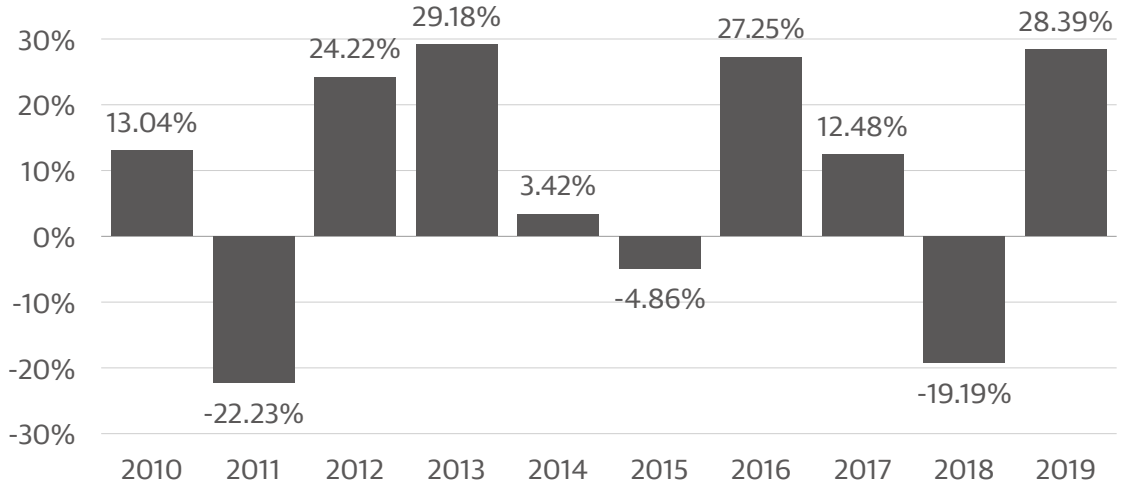

Highest Quarter Return
Q4 2016 24.44%

Lowest Quarter Return
Q3 2011 -26.23%

AVERAGE ANNUAL TOTAL RETURN
(for periods ended December 31, 2019)

	Past 1 Year	Past 5 Years	Past 10 Years
Banking Fund	28.39%	7.16%	7.50%
S&P 500® Index *(reflects no deduction for fees, expenses or taxes)*	31.49%	11.70%	13.56%

MANAGEMENT

INVESTMENT ADVISOR
Security Investors, LLC, which operates under the name Guggenheim Investments, serves as the investment adviser of the Fund.

PORTFOLIO MANAGERS
- **Michael P. Byrum**, CFA, Senior Vice President. Mr. Byrum has been associated with the Advisor since 1993.
- **Ryan A. Harder,** CFA, Portfolio Manager. Mr. Harder has been associated with the Advisor since 2004.

PURCHASE AND SALE OF FUND SHARES
Shares of the Fund are purchased by insurance companies for their separate accounts to fund variable life insurance and variable annuity contracts. All orders for the purchase of shares are subject to acceptance or rejection by the Trust. All redemption requests will be processed and payment with respect thereto will be made within seven days after tender.

TAX INFORMATION
The tax consequences of your investment in the Fund depend on the provisions of the annuity or life insurance program through which you invest. For more information on taxes, please refer to the accompanying prospectus of the annuity or life insurance program through which Fund shares are offered.

BASIC MATERIALS FUND

INVESTMENT OBJECTIVE

The Basic Materials Fund (the "Fund") seeks to provide capital appreciation by investing in companies engaged in the mining, manufacture, or sale of basic materials, such as lumber, steel, iron, aluminum, concrete, chemicals and other basic building and manufacturing materials ("Basic Materials Companies").

FEES AND EXPENSES OF THE FUND

This table describes the fees and expenses that you may pay if you buy and hold shares of the Fund. Owners of variable annuity and insurance contracts that invest in the Fund also should refer to the variable insurance contract prospectus for a description of fees and expenses that may be deducted at the separate account level or contract level for any charges that may be incurred under a contract. If the information below were to reflect the deduction of insurance charges, fees and expenses would be higher.

SHAREHOLDER FEES *(fees paid directly from your investment)*	N/A
ANNUAL FUND OPERATING EXPENSES *(expenses that you pay each year as a percentage of the value of your investment)*	
Management Fees	0.85%
Other Expenses	0.97%
Total Annual Fund Operating Expenses	1.82%

EXAMPLE

This Example is intended to help you compare the cost of investing in the Fund with the cost of investing in other mutual funds. The Example does not reflect the fees and expenses which are, or may be, imposed under your variable insurance contract. If the Example were to reflect the deduction of such charges, the costs shown would be greater. The Example assumes that you invest $10,000 in the Fund for the time periods indicated and then redeem all of your shares at the end of those periods. The Example also assumes that your investment has a 5% return each year and that the Fund's operating expenses remain the same. Although your actual costs may be higher or lower, based on these assumptions your costs would be:

1 Year	3 Years	5 Years	10 Years
$185	$573	$985	$2,137

PORTFOLIO TURNOVER

The Fund pays transaction costs, such as commissions, when it buys and sells securities (or "turns over" its portfolio). A higher portfolio turnover rate may indicate higher transaction costs. These costs, which are not reflected in the Total Annual Fund Operating Expenses or the Example, affect the Fund's performance. During the most recent fiscal year, the Fund's portfolio turnover rate was 88% of the average value of its portfolio. The Fund's portfolio turnover rate is calculated without regard to cash instruments and most derivatives. If such instruments were included, the Fund's portfolio turnover rate might be significantly higher.

PRINCIPAL INVESTMENT STRATEGIES

Under normal circumstances, the Fund invests substantially all (at least 80%) of its net assets in equity securities of Basic Materials Companies that are traded in the United States and in derivatives, which primarily consist of futures contracts and options on securities, futures contracts, and stock indices. The Advisor employs a proprietary quantitative and qualitative methodology to identify Basic Materials Companies in which to invest. The methodology utilizes screens based on price, liquidity, and tradability. Stocks are weighted using a proprietary modified capitalization weighting methodology. The portfolio may be further adjusted to comply with regulatory investment limitations or as determined appropriate by the Advisor.

The Fund may invest to a significant extent in the securities of Basic Materials Companies that have small to mid-sized capitalizations. Basic Materials Companies are engaged in the manufacture, mining, processing, or distribution of raw materials and intermediate goods used in the industrials sector, and may be involved in the production and

transportation of metals, textiles, and wood products. The Fund also may purchase American Depositary Receipts ("ADRs") to gain exposure to foreign Basic Materials Companies and U.S. government securities.

Investments in derivative instruments, such as futures and options, have the economic effect of creating financial leverage in the Fund's portfolio because such investments may give rise to losses that exceed the amount the Fund has invested in those instruments. Financial leverage will magnify, sometimes significantly, the Fund's exposure to any increase or decrease in prices associated with a particular reference asset resulting in increased volatility in the value of the Fund's portfolio. The value of the Fund's portfolio is likely to experience greater volatility over short-term periods. While such financial leverage has the potential to produce greater gains, it also may result in greater losses, which in some cases may cause the Fund to liquidate other portfolio investments at a loss to comply with limits on leverage and asset segregation requirements imposed by the Investment Company Act of 1940 or to meet redemption requests.

In an effort to ensure that the Fund is fully invested on a day-to-day basis, the Fund may conduct any necessary trading activity at or just prior to the close of the U.S. financial markets. As of March 31, 2020, the Fund has significant exposure to the Materials Sector, as that sector is defined by the Global Industry Classification Standard, a widely recognized industry classification methodology developed by MSCI, Inc. and Standard & Poor's Financial Services LLC. Also, as of March 31, 2020, the Fund's investments are concentrated (*i.e.*, more than 25% of its assets) in securities issued by companies in the Chemicals Industry and Metals & Mining Industry, separate industries within the Materials Sector.

PRINCIPAL RISKS

As with all mutual funds, a shareholder is subject to the risk that his or her investment could lose money. In addition to this risk, the Fund is subject to the principal risks described below.

DEPOSITARY RECEIPT RISK—The Fund may hold the securities of non-U.S. companies in the form of ADRs. The underlying securities of the ADRs in the Fund's portfolio are subject to fluctuations in foreign currency exchange rates that may affect the value of the Fund's portfolio. In addition, the value of the securities underlying the ADRs may change materially when the U.S. markets are not open for trading. Investments in the underlying foreign securities also involve political and economic risks distinct from those associated with investing in the securities of U.S. issuers.

DERIVATIVES RISK—The Fund's investments in derivatives may pose risks in addition to and greater than those associated with investing directly in securities or other investments, including risks relating to leverage, imperfect correlations with underlying investments or the Fund's other portfolio holdings, high price volatility, lack of availability, counterparty credit, liquidity, valuation and legal restrictions. Their use is a highly specialized activity that involves investment techniques and risks different from those associated with ordinary portfolio securities transactions. If the Advisor is incorrect about its expectations of market conditions, the use of derivatives could also result in a loss, which in some cases may be unlimited. Certain risks are specific to the derivatives in which the Fund invests.

> **FUTURES CONTRACTS RISK**—Futures contracts are typically exchange-traded contracts that call for the future delivery of an asset at a certain price and date, or cash settlement of the terms of the contract. Risks of futures contracts may be caused by an imperfect correlation between movements in the price of the instruments and the price of the underlying securities. In addition, there is the risk that the Fund may not be able to enter into a closing transaction because of an illiquid market. Exchanges can limit the number of positions that can be held or controlled by the Fund or the Advisor, thus limiting the ability to implement the Fund's strategies. Futures markets are highly volatile and the use of futures may increase the volatility of the Fund's net asset value ("NAV"). Futures also are subject to leverage risks and to liquidity risk.
>
> **OPTIONS CONTRACTS RISK**—Options or options on futures contracts give the holder of the option the right to buy (or to sell) a position in a security or in a contract to the writer of the option, at a certain price. They are subject to correlation risk because there may be an imperfect correlation between the options and the securities markets that cause a given transaction to fail to achieve its objectives. The successful use of options depends on the Advisor's ability to correctly predict future price fluctuations and the degree of correlation between the options and securities markets. Exchanges can limit the number of positions that can be held or controlled by the Fund or the Advisor, thus limiting the ability to implement the Fund's strategies. Options also are particularly subject to leverage risk and can be subject to liquidity risk.

EARLY CLOSING RISK—The Fund is subject to the risk that unanticipated early closings of securities exchanges and other financial markets may result in the Fund's inability to buy or sell securities or other financial instruments on that day and may cause the Fund to incur substantial trading losses.

EQUITY RISK—The Fund is subject to the risk that the value of the equity securities and equity-based derivatives in the Fund's portfolio will decline due to volatility in the equity market caused by general market and economic conditions, perceptions regarding particular industries represented in the equity market, or factors relating to specific companies to which the Fund has investment exposure.

FOREIGN ISSUER EXPOSURE RISK—The Fund may invest in securities of foreign companies directly, or in financial instruments that are indirectly linked to the performance of foreign issuers, such as ADRs. The Fund's exposure to foreign issuers and investments in foreign securities, if any, are subject to additional risks in comparison to U.S. securities and U.S. issuers, including currency fluctuations, adverse political and economic developments, unreliable or untimely information, less liquidity, limited legal recourse and higher transactional costs.

INDUSTRY CONCENTRATION RISK—The Fund expects to concentrate (*i.e.*, invest more than 25% of its net assets) its investments in a limited number of issuers conducting business in the same industry or group of related industries. To the extent the Fund does so, the Fund is more vulnerable to adverse market, economic, regulatory, political or other developments affecting that industry or group of related industries than a fund that invests its assets more broadly. As of March 31, 2020, the Fund's investments are concentrated in securities issued by companies in the industries described below.

> ***Chemicals Industry.*** As a result of the Fund's concentration in the Chemicals Industry, the Fund is subject to the risks associated with that Industry. The Chemicals Industry includes companies that manufacture and produce industrial and basic chemicals (*e.g.*, plastics, synthetic fibers and films), fertilizers, pesticides and other agricultural chemicals, industrial gases, specialty chemicals (*e.g.*, advanced polymers and adhesives) and other diversified chemicals. The prices of securities of companies in the Chemicals Industry may fluctuate widely due to intense competition, product obsolescence, and raw materials prices. In addition, companies in the Chemicals Industry may be subject to risks associated with the production, handling, and disposal of hazardous chemicals. Legislative or regulatory changes and increased government supervision also may affect companies in the Chemicals Industry. The Chemicals Industry is a separate industry within the Materials Sector.
>
> ***Metals & Mining Industry.*** As a result of the Fund's concentration in the Metals & Mining Industry, the Fund is subject to the risks associated with that Industry. The Metals & Mining Industry includes producers of aluminum, gold, iron and steel, and related products, as well as companies engaged in the production, extraction or mining of copper ore, silver and other metals (including precious metals) and minerals. The prices of the securities of companies in the Metals & Mining Industry may fluctuate widely due to events relating to international political and economic developments, energy conservation, the success of exploration projects, commodity prices, and taxes. Investments in companies in the Metals & Mining Industry may be speculative and may be subject to greater price volatility than investments in other types of companies. Legislative or regulatory changes and increased government supervision also may affect companies in the Metals & Mining Industry. The Metals & Mining Industry is a separate industry within the Materials Sector.

MARKET RISK—The market value of the securities and derivatives held by the Fund may fluctuate over time in response to factors affecting individual companies or other factors such as changing economic, political or financial markets.

MID-CAPITALIZATION SECURITIES RISK—The Fund is subject to the risk that medium-capitalization stocks may underperform other segments of the equity market or the equity market as a whole. Securities of medium-capitalization companies may experience more price volatility, greater spreads between their bid and ask prices, lower trading volumes, and cyclical or static growth prospects. Medium-capitalization companies often have limited product lines, markets or financial resources, and may therefore be more vulnerable to adverse developments than larger capitalization companies.

PORTFOLIO TURNOVER RISK—The Fund's strategy may frequently involve buying and selling portfolio securities, which may lead to increased costs to the Fund. Portfolio turnover risk may cause the Fund's performance to be less than you expect.

REGULATORY AND LEGAL RISK—U.S. and non-U.S. governmental agencies and other regulators regularly implement additional regulations and legislators pass new laws that affect the investments held by the Fund, the strategies used by the Fund or the level of regulation or taxation applying to the Fund (such as regulations related to investments in derivatives and other transactions). These regulations and laws impact the investment strategies, performance, costs and operations of the Fund or taxation of shareholders.

SECTOR RISK—The Fund is subject to the Sector Risk described below.

> ***Materials Sector Risk.*** The Fund's investments are exposed to issuers conducting business in the Materials Sector. The Materials Sector includes companies that manufacture chemicals, construction materials, glass, paper, forest products and related packaging products, and metals, minerals and mining companies, including producers of steel. The Fund is subject to the risk that the securities of such issuers will underperform the market as a whole due to legislative or regulatory changes, adverse market conditions and/or increased competition affecting the Materials Sector. The prices of the securities of companies operating in the Materials Sector may fluctuate widely due to the level and volatility of commodity prices, the exchange value of the U.S. dollar, import controls, worldwide competition, liability for environmental damage, depletion of resources, and mandated expenditures for safety and pollution control devices.

SHAREHOLDER TRADING RISK—The Fund may be used as a tool for certain investors that employ trading strategies involving frequent trading. Such trading strategies may lead to increased portfolio turnover in the Fund and higher transaction costs. Large movements of assets into and out of the Fund due to active or frequent trading also may adversely affect the Fund's ability to achieve its investment objective.

SMALL-CAPITALIZATION SECURITIES RISK—The Fund is subject to the risk that small-capitalization stocks may underperform other segments of the equity market or the equity market as a whole. Small-capitalization companies may be more vulnerable than larger, more established organizations to adverse business or economic developments. Securities of small-capitalization companies may experience much more price volatility, greater spreads between their bid and ask prices, significantly lower trading volumes, and cyclical or static growth prospects. Small-capitalization companies often have limited product lines, markets or financial resources, and may therefore be more vulnerable to adverse developments than larger capitalization companies.

TEMPORARY DEFENSIVE INVESTMENT RISK—The Advisor generally does not attempt to take defensive positions in the Fund in declining markets. Therefore, the Fund may be subject to greater losses in a declining market than a fund that does take defensive positions in declining markets.

TRADING HALT RISK—The Fund typically will hold futures contracts and short-term options. The major exchanges on which these contracts are traded, such as the Chicago Mercantile Exchange, have established limits on how much the trading price of a futures contract or option may decline over various time periods within a day, and may halt trading in a contract that exceeds such limits. If a trading halt occurs, the Fund may temporarily be unable to purchase or sell certain securities, futures contracts or options. Such a trading halt near the time the Fund prices its shares may limit the Fund's ability to fully invest its assets, which could adversely affect performance, and may prevent the Fund from achieving its investment objective.

PERFORMANCE INFORMATION

The following bar chart shows the performance of the shares of the Fund from year to year. The variability of performance over time provides an indication of the risks of investing in the Fund. The following table shows the performance of the shares of the Fund as an average over different periods of time in comparison to the performance of a broad-based market index. The figures in the bar chart and table assume the reinvestment of dividends and capital gains distributions. The performance information below does not reflect fees and expenses of any variable contract that may use the Fund as its underlying investment and would be lower if it did. Of course, this past performance (before taxes) does not necessarily indicate how the Fund will perform in the future.

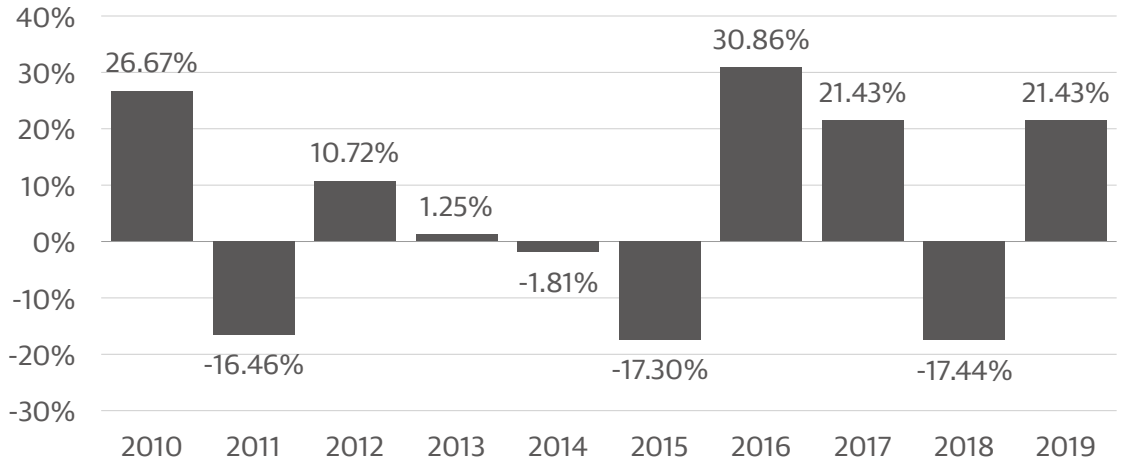

Highest Quarter Return
Q3 2010 18.64%

Lowest Quarter Return
Q3 2011 -22.14%

AVERAGE ANNUAL TOTAL RETURN
(for periods ended December 31, 2019)

	Past 1 Year	Past 5 Years	Past 10 Years
Basic Materials Fund	21.43%	5.67%	4.38%
S&P 500® Index *(reflects no deduction for fees, expenses or taxes)*	31.49%	11.70%	13.56%

MANAGEMENT

INVESTMENT ADVISOR

Security Investors, LLC, which operates under the name Guggenheim Investments, serves as the investment adviser of the Fund.

PORTFOLIO MANAGERS

- **Michael P. Byrum**, CFA, Senior Vice President. Mr. Byrum has been associated with the Advisor since 1993.
- **Ryan A. Harder,** CFA, Portfolio Manager. Mr. Harder has been associated with the Advisor since 2004.

PURCHASE AND SALE OF FUND SHARES

Shares of the Fund are purchased by insurance companies for their separate accounts to fund variable life insurance and variable annuity contracts. All orders for the purchase of shares are subject to acceptance or rejection by the Trust. All redemption requests will be processed and payment with respect thereto will be made within seven days after tender.

TAX INFORMATION

The tax consequences of your investment in the Fund depend on the provisions of the annuity or life insurance program through which you invest. For more information on taxes, please refer to the accompanying prospectus of the annuity or life insurance program through which Fund shares are offered.

BIOTECHNOLOGY FUND

INVESTMENT OBJECTIVE

The Biotechnology Fund (the "Fund") seeks to provide capital appreciation by investing in companies that are involved in the biotechnology industry, including companies involved in research and development, genetic or other biological engineering, and in the design, manufacture, or sale of related biotechnology products or services ("Biotechnology Companies").

FEES AND EXPENSES OF THE FUND

This table describes the fees and expenses that you may pay if you buy and hold shares of the Fund. Owners of variable annuity and insurance contracts that invest in the Fund also should refer to the variable insurance contract prospectus for a description of fees and expenses that may be deducted at the separate account level or contract level for any charges that may be incurred under a contract. If the information below were to reflect the deduction of insurance charges, fees and expenses would be higher.

SHAREHOLDER FEES *(fees paid directly from your investment)*	N/A
ANNUAL FUND OPERATING EXPENSES *(expenses that you pay each year as a percentage of the value of your investment)*	
Management Fees	0.85%
Other Expenses	0.97%
Total Annual Fund Operating Expenses	1.82%

EXAMPLE

This Example is intended to help you compare the cost of investing in the Fund with the cost of investing in other mutual funds. The Example does not reflect the fees and expenses which are, or may be, imposed under your variable insurance contract. If the Example were to reflect the deduction of such charges, the costs shown would be greater. The Example assumes that you invest $10,000 in the Fund for the time periods indicated and then redeem all of your shares at the end of those periods. The Example also assumes that your investment has a 5% return each year and that the Fund's operating expenses remain the same. Although your actual costs may be higher or lower, based on these assumptions your costs would be:

1 Year	3 Years	5 Years	10 Years
$185	$573	$985	$2,137

PORTFOLIO TURNOVER

The Fund pays transaction costs, such as commissions, when it buys and sells securities (or "turns over" its portfolio). A higher portfolio turnover rate may indicate higher transaction costs. These costs, which are not reflected in the Total Annual Fund Operating Expenses or the Example, affect the Fund's performance. During the most recent fiscal year, the Fund's portfolio turnover rate was 105% of the average value of its portfolio. The Fund's portfolio turnover rate is calculated without regard to cash instruments and most derivatives. If such instruments were included, the Fund's portfolio turnover rate might be significantly higher.

PRINCIPAL INVESTMENT STRATEGIES

Under normal circumstances, the Fund invests substantially all (at least 80%) of its net assets in equity securities of Biotechnology Companies that are traded in the United States and in derivatives, which primarily consist of futures contracts and options on securities, futures contracts, and stock indices. The Advisor employs a proprietary quantitative and qualitative methodology to identify Biotechnology Companies in which to invest. The methodology utilizes screens based on price, liquidity, and tradability. Stocks are weighted using a proprietary modified capitalization weighting methodology. The portfolio may be further adjusted to comply with regulatory investment limitations or as determined appropriate by the Advisor.

The Fund may invest to a significant extent in the securities of Biotechnology Companies that have small to mid-sized capitalizations. Biotechnology Companies are engaged in the research, development, and manufacture of various

biotechnological products, services, and processes; manufacture and/or distribute biotechnological and biomedical products, including devices and instruments; provide or benefit significantly from scientific and technological advances in biotechnology; or provide processes or services instead of, or in addition to, products. The Fund also may purchase American Depositary Receipts ("ADRs") to gain exposure to foreign Biotechnology Companies and U.S. government securities.

Investments in derivative instruments, such as futures and options, have the economic effect of creating financial leverage in the Fund's portfolio because such investments may give rise to losses that exceed the amount the Fund has invested in those instruments. Financial leverage will magnify, sometimes significantly, the Fund's exposure to any increase or decrease in prices associated with a particular reference asset resulting in increased volatility in the value of the Fund's portfolio. The value of the Fund's portfolio is likely to experience greater volatility over short-term periods. While such financial leverage has the potential to produce greater gains, it also may result in greater losses, which in some cases may cause the Fund to liquidate other portfolio investments at a loss to comply with limits on leverage and asset segregation requirements imposed by the Investment Company Act of 1940 or to meet redemption requests.

In an effort to ensure that the Fund is fully invested on a day-to-day basis, the Fund may conduct any necessary trading activity at or just prior to the close of the U.S. financial markets. As of March 31, 2020, the Fund has significant exposure to the Health Care Sector, as that sector is defined by the Global Industry Classification Standard, a widely recognized industry classification methodology developed by MSCI, Inc. and Standard & Poor's Financial Services LLC. Also, as of March 31, 2020, the Fund's investments are concentrated (*i.e.*, more than 25% of its assets) in securities issued by companies in the Biotechnology Industry, a separate industry within the Health Care Sector. The Fund is non-diversified and, therefore, may invest a greater percentage of its assets in a particular issuer in comparison to a diversified fund.

PRINCIPAL RISKS

As with all mutual funds, a shareholder is subject to the risk that his or her investment could lose money. In addition to this risk, the Fund is subject to the principal risks described below.

DEPOSITARY RECEIPT RISK—The Fund may hold the securities of non-U.S. companies in the form of ADRs. The underlying securities of the ADRs in the Fund's portfolio are subject to fluctuations in foreign currency exchange rates that may affect the value of the Fund's portfolio. In addition, the value of the securities underlying the ADRs may change materially when the U.S. markets are not open for trading. Investments in the underlying foreign securities also involve political and economic risks distinct from those associated with investing in the securities of U.S. issuers.

DERIVATIVES RISK—The Fund's investments in derivatives may pose risks in addition to and greater than those associated with investing directly in securities or other investments, including risks relating to leverage, imperfect correlations with underlying investments or the Fund's other portfolio holdings, high price volatility, lack of availability, counterparty credit, liquidity, valuation and legal restrictions. Their use is a highly specialized activity that involves investment techniques and risks different from those associated with ordinary portfolio securities transactions. If the Advisor is incorrect about its expectations of market conditions, the use of derivatives could also result in a loss, which in some cases may be unlimited. Certain risks are specific to the derivatives in which the Fund invests.

> **FUTURES CONTRACTS RISK**—Futures contracts are typically exchange-traded contracts that call for the future delivery of an asset at a certain price and date, or cash settlement of the terms of the contract. Risks of futures contracts may be caused by an imperfect correlation between movements in the price of the instruments and the price of the underlying securities. In addition, there is the risk that the Fund may not be able to enter into a closing transaction because of an illiquid market. Exchanges can limit the number of positions that can be held or controlled by the Fund or the Advisor, thus limiting the ability to implement the Fund's strategies. Futures markets are highly volatile and the use of futures may increase the volatility of the Fund's net asset value ("NAV"). Futures also are subject to leverage risks and to liquidity risk.
>
> **OPTIONS CONTRACTS RISK**—Options or options on futures contracts give the holder of the option the right to buy (or to sell) a position in a security or in a contract to the writer of the option, at a certain price. They are subject to correlation risk because there may be an imperfect correlation between the options and the securities markets that cause a given transaction to fail to achieve its objectives. The successful use of options depends

on the Advisor's ability to correctly predict future price fluctuations and the degree of correlation between the options and securities markets. Exchanges can limit the number of positions that can be held or controlled by the Fund or the Advisor, thus limiting the ability to implement the Fund's strategies. Options also are particularly subject to leverage risk and can be subject to liquidity risk.

EARLY CLOSING RISK—The Fund is subject to the risk that unanticipated early closings of securities exchanges and other financial markets may result in the Fund's inability to buy or sell securities or other financial instruments on that day and may cause the Fund to incur substantial trading losses.

EQUITY RISK—The Fund is subject to the risk that the value of the equity securities and equity-based derivatives in the Fund's portfolio will decline due to volatility in the equity market caused by general market and economic conditions, perceptions regarding particular industries represented in the equity market, or factors relating to specific companies to which the Fund has investment exposure.

FOREIGN ISSUER EXPOSURE RISK—The Fund may invest in securities of foreign companies directly, or in financial instruments that are indirectly linked to the performance of foreign issuers, such as ADRs. The Fund's exposure to foreign issuers and investments in foreign securities, if any, are subject to additional risks in comparison to U.S. securities and U.S. issuers, including currency fluctuations, adverse political and economic developments, unreliable or untimely information, less liquidity, limited legal recourse and higher transactional costs.

INDUSTRY CONCENTRATION RISK—The Fund expects to concentrate (*i.e.*, invest more than 25% of its net assets) its investments in a limited number of issuers conducting business in the same industry or group of related industries. To the extent the Fund does so, the Fund is more vulnerable to adverse market, economic, regulatory, political or other developments affecting that industry or group of related industries than a fund that invests its assets more broadly. As of March 31, 2020, the Fund's investments are concentrated in securities issued by companies in the Biotechnology Industry. As a result of the Fund's concentration in the Biotechnology Industry, the Fund is subject to the risks associated with that Industry. The Biotechnology Industry includes companies primarily engaged in the research, development, manufacturing and/or marketing of products based on genetic analysis and genetic engineering. The prices of the securities of companies in the Biotechnology Industry may fluctuate widely due to patent considerations, intense competition, rapid technological change and obsolescence, and regulatory requirements of the Food and Drug Administration, the Environmental Protection Agency, state and local governments, and foreign regulatory authorities. Legislative or regulatory changes and increased government supervision also may affect companies in the Biotechnology Industry. The Biotechnology Industry is a separate industry within the Health Care Sector.

MARKET RISK—The market value of the securities and derivatives held by the Fund may fluctuate over time in response to factors affecting individual companies or other factors such as changing economic, political or financial markets.

MID-CAPITALIZATION SECURITIES RISK—The Fund is subject to the risk that medium-capitalization stocks may underperform other segments of the equity market or the equity market as a whole. Securities of medium-capitalization companies may experience more price volatility, greater spreads between their bid and ask prices, lower trading volumes, and cyclical or static growth prospects. Medium-capitalization companies often have limited product lines, markets or financial resources, and may therefore be more vulnerable to adverse developments than larger capitalization companies.

NON-DIVERSIFICATION RISK—The Fund is considered non-diversified and can invest a greater portion of its assets in securities of individual issuers than a diversified fund. As a result, changes in the market value of a single issuer's securities could cause greater fluctuations in the value of Fund shares than would occur in a diversified fund.

PORTFOLIO TURNOVER RISK—The Fund's strategy may frequently involve buying and selling portfolio securities, which may lead to increased costs to the Fund. Portfolio turnover risk may cause the Fund's performance to be less than you expect.

REGULATORY AND LEGAL RISK—U.S. and non-U.S. governmental agencies and other regulators regularly implement additional regulations and legislators pass new laws that affect the investments held by the Fund, the strategies used by the Fund or the level of regulation or taxation applying to the Fund (such as regulations related to investments

in derivatives and other transactions). These regulations and laws impact the investment strategies, performance, costs and operations of the Fund or taxation of shareholders.

SECTOR RISK—The Fund is subject to the Sector Risk described below.

> ***Health Care Sector Risk.*** The Fund's investments are exposed to issuers conducting business in the Health Care Sector. The Health Care Sector includes health care providers and services, companies that manufacture and distribute health care equipment and supplies, and health care technology companies. It also includes companies involved in the research, development, production and marketing of pharmaceuticals and biotechnology products. The Fund is subject to the risk that the securities of such issuers will underperform the market as a whole due to legislative or regulatory changes, adverse market conditions and/or increased competition affecting the Health Care Sector. The prices of the securities of companies operating in the Health Care Sector are closely tied to government regulation and approval of their products and services, which can have a significant effect on the price and availability of those products and services.

SHAREHOLDER TRADING RISK—The Fund may be used as a tool for certain investors that employ trading strategies involving frequent trading. Such trading strategies may lead to increased portfolio turnover in the Fund and higher transaction costs. Large movements of assets into and out of the Fund due to active or frequent trading also may adversely affect the Fund's ability to achieve its investment objective.

SMALL-CAPITALIZATION SECURITIES RISK—The Fund is subject to the risk that small-capitalization stocks may underperform other segments of the equity market or the equity market as a whole. Small-capitalization companies may be more vulnerable than larger, more established organizations to adverse business or economic developments. Securities of small-capitalization companies may experience much more price volatility, greater spreads between their bid and ask prices, significantly lower trading volumes, and cyclical or static growth prospects. Small-capitalization companies often have limited product lines, markets or financial resources, and may therefore be more vulnerable to adverse developments than larger capitalization companies.

TEMPORARY DEFENSIVE INVESTMENT RISK—The Advisor generally does not attempt to take defensive positions in the Fund in declining markets. Therefore, the Fund may be subject to greater losses in a declining market than a fund that does take defensive positions in declining markets.

TRADING HALT RISK—The Fund typically will hold futures contracts and short-term options. The major exchanges on which these contracts are traded, such as the Chicago Mercantile Exchange, have established limits on how much the trading price of a futures contract or option may decline over various time periods within a day, and may halt trading in a contract that exceeds such limits. If a trading halt occurs, the Fund may temporarily be unable to purchase or sell certain securities, futures contracts or options. Such a trading halt near the time the Fund prices its shares may limit the Fund's ability to fully invest its assets, which could adversely affect performance, and may prevent the Fund from achieving its investment objective.

PERFORMANCE INFORMATION

The following bar chart shows the performance of the shares of the Fund from year to year. The variability of performance over time provides an indication of the risks of investing in the Fund. The following table shows the performance of the shares of the Fund as an average over different periods of time in comparison to the performance of a broad-based market index. The figures in the bar chart and table assume the reinvestment of dividends and capital gains distributions. The performance information below does not reflect fees and expenses of any variable contract that may use the Fund as its underlying investment and would be lower if it did. Of course, this past performance (before taxes) does not necessarily indicate how the Fund will perform in the future.

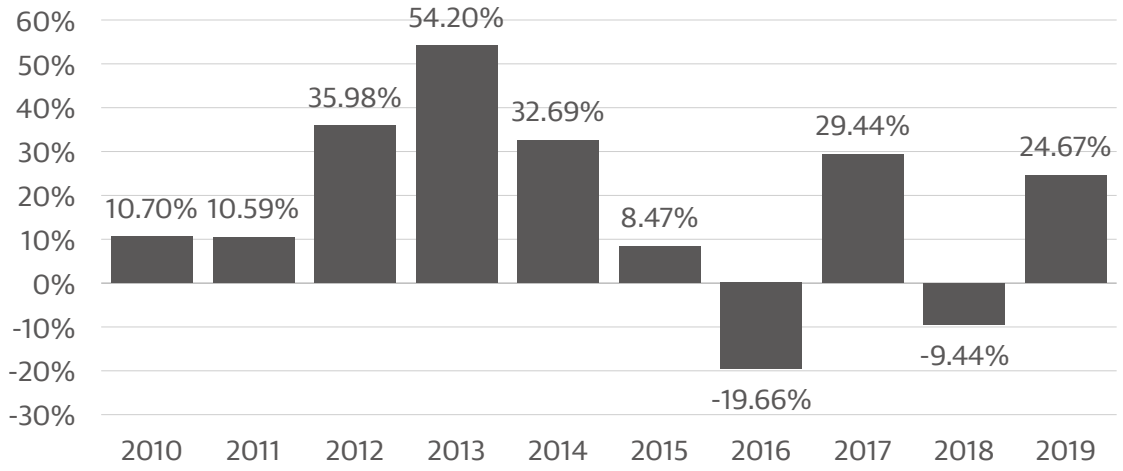

Highest Quarter Return
Q1 2012 21.62%

Lowest Quarter Return
Q1 2016 -22.46%

AVERAGE ANNUAL TOTAL RETURN
(for periods ended December 31, 2019)

	Past 1 Year	Past 5 Years	Past 10 Years
Biotechnology Fund	24.67%	4.95%	15.81%
S&P 500® Index *(reflects no deduction for fees, expenses or taxes)*	31.49%	11.70%	13.56%

MANAGEMENT

INVESTMENT ADVISOR
Security Investors, LLC, which operates under the name Guggenheim Investments, serves as the investment adviser of the Fund.

PORTFOLIO MANAGERS
- **Michael P. Byrum**, CFA, Senior Vice President. Mr. Byrum has been associated with the Advisor since 1993.
- **Ryan A. Harder,** CFA, Portfolio Manager. Mr. Harder has been associated with the Advisor since 2004.

PURCHASE AND SALE OF FUND SHARES
Shares of the Fund are purchased by insurance companies for their separate accounts to fund variable life insurance and variable annuity contracts. All orders for the purchase of shares are subject to acceptance or rejection by the Trust. All redemption requests will be processed and payment with respect thereto will be made within seven days after tender.

TAX INFORMATION
The tax consequences of your investment in the Fund depend on the provisions of the annuity or life insurance program through which you invest. For more information on taxes, please refer to the accompanying prospectus of the annuity or life insurance program through which Fund shares are offered.

CONSUMER PRODUCTS FUND

INVESTMENT OBJECTIVE

The Consumer Products Fund (the "Fund") seeks to provide capital appreciation by investing in companies engaged in manufacturing finished goods and services both domestically and internationally ("Consumer Products Companies").

FEES AND EXPENSES OF THE FUND

This table describes the fees and expenses that you may pay if you buy and hold shares of the Fund. Owners of variable annuity and insurance contracts that invest in the Fund also should refer to the variable insurance contract prospectus for a description of fees and expenses that may be deducted at the separate account level or contract level for any charges that may be incurred under a contract. If the information below were to reflect the deduction of insurance charges, fees and expenses would be higher.

SHAREHOLDER FEES *(fees paid directly from your investment)*	N/A
ANNUAL FUND OPERATING EXPENSES *(expenses that you pay each year as a percentage of the value of your investment)*	
Management Fees	0.85%
Other Expenses	0.97%
Total Annual Fund Operating Expenses	1.82%

EXAMPLE

This Example is intended to help you compare the cost of investing in the Fund with the cost of investing in other mutual funds. The Example does not reflect the fees and expenses which are, or may be, imposed under your variable insurance contract. If the Example were to reflect the deduction of such charges, the costs shown would be greater. The Example assumes that you invest $10,000 in the Fund for the time periods indicated and then redeem all of your shares at the end of those periods. The Example also assumes that your investment has a 5% return each year and that the Fund's operating expenses remain the same. Although your actual costs may be higher or lower, based on these assumptions your costs would be:

1 Year	3 Years	5 Years	10 Years
$185	$573	$985	$2,137

PORTFOLIO TURNOVER

The Fund pays transaction costs, such as commissions, when it buys and sells securities (or "turns over" its portfolio). A higher portfolio turnover rate may indicate higher transaction costs. These costs, which are not reflected in the Total Annual Fund Operating Expenses or the Example, affect the Fund's performance. During the most recent fiscal year, the Fund's portfolio turnover rate was 177% of the average value of its portfolio. The Fund's portfolio turnover rate is calculated without regard to cash instruments and most derivatives. If such instruments were included, the Fund's portfolio turnover rate might be significantly higher.

PRINCIPAL INVESTMENT STRATEGIES

Under normal circumstances, the Fund invests substantially all (at least 80%) of its net assets in equity securities of Consumer Products Companies that are traded in the United States and in derivatives, which primarily consist of futures contracts and options on securities, futures contracts, and stock indices. The Advisor employs a proprietary quantitative and qualitative methodology to identify Consumer Products Companies in which to invest. The methodology utilizes screens based on price, liquidity, and tradability. Stocks are weighted using a proprietary modified capitalization weighting methodology. The portfolio may be further adjusted to comply with regulatory investment limitations or as determined appropriate by the Advisor.

The Fund may invest to a significant extent in the securities of Consumer Products Companies that have small to mid-sized capitalizations. Consumer Products Companies include companies that manufacture wholesale or retail food, staple retail products and non-durable goods such as beverages, tobacco, household and personal care products.

The Fund also may purchase American Depositary Receipts ("ADRs") to gain exposure to foreign Consumer Products Companies and U.S. government securities.

Investments in derivative instruments, such as futures and options, have the economic effect of creating financial leverage in the Fund's portfolio because such investments may give rise to losses that exceed the amount the Fund has invested in those instruments. Financial leverage will magnify, sometimes significantly, the Fund's exposure to any increase or decrease in prices associated with a particular reference asset resulting in increased volatility in the value of the Fund's portfolio. The value of the Fund's portfolio is likely to experience greater volatility over short-term periods. While such financial leverage has the potential to produce greater gains, it also may result in greater losses, which in some cases may cause the Fund to liquidate other portfolio investments at a loss to comply with limits on leverage and asset segregation requirements imposed by the Investment Company Act of 1940 or to meet redemption requests.

In an effort to ensure that the Fund is fully invested on a day-to-day basis, the Fund may conduct any necessary trading activity at or just prior to the close of the U.S. financial markets. As of March 31, 2020, the Fund has significant exposure to the Consumer Staples Sector, as that sector is defined by the Global Industry Classification Standard, a widely recognized industry classification methodology developed by MSCI, Inc. and Standard & Poor's Financial Services LLC. Also, as of March 31, 2020, the Fund's investments are concentrated (*i.e.*, more than 25% of its assets) in securities issued by companies in the Beverages Industry and Food Products Industry, separate industries within the Consumer Staples Sector.

PRINCIPAL RISKS

As with all mutual funds, a shareholder is subject to the risk that his or her investment could lose money. In addition to this risk, the Fund is subject to the principal risks described below.

DEPOSITARY RECEIPT RISK—The Fund may hold the securities of non-U.S. companies in the form of ADRs. The underlying securities of the ADRs in the Fund's portfolio are subject to fluctuations in foreign currency exchange rates that may affect the value of the Fund's portfolio. In addition, the value of the securities underlying the ADRs may change materially when the U.S. markets are not open for trading. Investments in the underlying foreign securities also involve political and economic risks distinct from those associated with investing in the securities of U.S. issuers.

DERIVATIVES RISK—The Fund's investments in derivatives may pose risks in addition to and greater than those associated with investing directly in securities or other investments, including risks relating to leverage, imperfect correlations with underlying investments or the Fund's other portfolio holdings, high price volatility, lack of availability, counterparty credit, liquidity, valuation and legal restrictions. Their use is a highly specialized activity that involves investment techniques and risks different from those associated with ordinary portfolio securities transactions. If the Advisor is incorrect about its expectations of market conditions, the use of derivatives could also result in a loss, which in some cases may be unlimited. Certain risks are specific to the derivatives in which the Fund invests.

> **FUTURES CONTRACTS RISK**—Futures contracts are typically exchange-traded contracts that call for the future delivery of an asset at a certain price and date, or cash settlement of the terms of the contract. Risks of futures contracts may be caused by an imperfect correlation between movements in the price of the instruments and the price of the underlying securities. In addition, there is the risk that the Fund may not be able to enter into a closing transaction because of an illiquid market. Exchanges can limit the number of positions that can be held or controlled by the Fund or the Advisor, thus limiting the ability to implement the Fund's strategies. Futures markets are highly volatile and the use of futures may increase the volatility of the Fund's net asset value ("NAV"). Futures also are subject to leverage risks and to liquidity risk.
>
> **OPTIONS CONTRACTS RISK**—Options or options on futures contracts give the holder of the option the right to buy (or to sell) a position in a security or in a contract to the writer of the option, at a certain price. They are subject to correlation risk because there may be an imperfect correlation between the options and the securities markets that cause a given transaction to fail to achieve its objectives. The successful use of options depends on the Advisor's ability to correctly predict future price fluctuations and the degree of correlation between the options and securities markets. Exchanges can limit the number of positions that can be held or controlled by the Fund or the Advisor, thus limiting the ability to implement the Fund's strategies. Options also are particularly subject to leverage risk and can be subject to liquidity risk.

EARLY CLOSING RISK—The Fund is subject to the risk that unanticipated early closings of securities exchanges and other financial markets may result in the Fund's inability to buy or sell securities or other financial instruments on that day and may cause the Fund to incur substantial trading losses.

EQUITY RISK—The Fund is subject to the risk that the value of the equity securities and equity-based derivatives in the Fund's portfolio will decline due to volatility in the equity market caused by general market and economic conditions, perceptions regarding particular industries represented in the equity market, or factors relating to specific companies to which the Fund has investment exposure.

FOREIGN ISSUER EXPOSURE RISK—The Fund may invest in securities of foreign companies directly, or in financial instruments that are indirectly linked to the performance of foreign issuers, such as ADRs. The Fund's exposure to foreign issuers and investments in foreign securities, if any, are subject to additional risks in comparison to U.S. securities and U.S. issuers, including currency fluctuations, adverse political and economic developments, unreliable or untimely information, less liquidity, limited legal recourse and higher transactional costs.

INDUSTRY CONCENTRATION RISK—The Fund expects to concentrate (*i.e.*, invest more than 25% of its net assets) its investments in a limited number of issuers conducting business in the same industry or group of related industries. To the extent the Fund does so, the Fund is more vulnerable to adverse market, economic, regulatory, political or other developments affecting that industry or group of related industries than a fund that invests its assets more broadly. As of March 31, 2020, the Fund's investments are concentrated in securities issued by companies in the Beverages Industry and Food Products Industry. As a result of the Fund's concentration in the Beverages Industry and Food Products Industry, the Fund is subject to the risks associated with those Industries. The Beverages Industry includes producers of alcoholic (*e.g.*, beers, malt liquors and wine) and non-alcoholic (*e.g.*, sodas and mineral waters) beverages. The Food Products Industry includes producers of agricultural products and packaged foods, including dairy products, fruit juices, meats, poultry, fish and pet foods. The Beverages Industry and Food Products Industry are highly competitive and can be significantly affected by demographic and product trends, competitive pricing, fads, marketing campaigns, environmental factors, consumer preferences, nutritional and health concerns, federal, state and local food inspection and processing controls, consumer product liability claims, possible product tampering and the availability and expense of liability insurance. Legislative or regulatory changes and increased government supervision also may affect companies in the Beverages Industry and Food Products Industry. The Beverages Industry and Food Products Industry are separate industries within the Consumer Staples Sector.

MARKET RISK—The market value of the securities and derivatives held by the Fund may fluctuate over time in response to factors affecting individual companies or other factors such as changing economic, political or financial markets.

MID-CAPITALIZATION SECURITIES RISK—The Fund is subject to the risk that medium-capitalization stocks may underperform other segments of the equity market or the equity market as a whole. Securities of medium-capitalization companies may experience more price volatility, greater spreads between their bid and ask prices, lower trading volumes, and cyclical or static growth prospects. Medium-capitalization companies often have limited product lines, markets or financial resources, and may therefore be more vulnerable to adverse developments than larger capitalization companies.

PORTFOLIO TURNOVER RISK—The Fund's strategy may frequently involve buying and selling portfolio securities, which may lead to increased costs to the Fund. Portfolio turnover risk may cause the Fund's performance to be less than you expect.

REGULATORY AND LEGAL RISK—U.S. and non-U.S. governmental agencies and other regulators regularly implement additional regulations and legislators pass new laws that affect the investments held by the Fund, the strategies used by the Fund or the level of regulation or taxation applying to the Fund (such as regulations related to investments in derivatives and other transactions). These regulations and laws impact the investment strategies, performance, costs and operations of the Fund or taxation of shareholders.

SECTOR RISK—The Fund is subject to the Sector Risk described below.

> ***Consumer Staples Sector Risk.*** The Fund's investments are exposed to issuers conducting business in the Consumer Staples Sector. The Consumer Staples Sector includes manufacturers and distributors of food, beverages and tobacco and producers of non-durable household goods and personal products. It also includes

food and drug retailing companies as well as hypermarkets and consumer super centers. The Fund is subject to the risk that the securities of such issuers will underperform the market as a whole due to legislative or regulatory changes, adverse market conditions and/or increased competition affecting the Consumer Staples Sector. The performance of companies operating in the Consumer Staples Sector has historically been closely tied to the performance of the overall economy, and also is affected by consumer confidence, demands and preferences, and spending. In addition, companies in the Consumer Staples Sector may be subject to risks pertaining to the supply of, demand for, and prices of raw materials.

SHAREHOLDER TRADING RISK—The Fund may be used as a tool for certain investors that employ trading strategies involving frequent trading. Such trading strategies may lead to increased portfolio turnover in the Fund and higher transaction costs. Large movements of assets into and out of the Fund due to active or frequent trading also may adversely affect the Fund's ability to achieve its investment objective.

SMALL-CAPITALIZATION SECURITIES RISK—The Fund is subject to the risk that small-capitalization stocks may underperform other segments of the equity market or the equity market as a whole. Small-capitalization companies may be more vulnerable than larger, more established organizations to adverse business or economic developments. Securities of small-capitalization companies may experience much more price volatility, greater spreads between their bid and ask prices, significantly lower trading volumes, and cyclical or static growth prospects. Small-capitalization companies often have limited product lines, markets or financial resources, and may therefore be more vulnerable to adverse developments than larger capitalization companies.

TEMPORARY DEFENSIVE INVESTMENT RISK—The Advisor generally does not attempt to take defensive positions in the Fund in declining markets. Therefore, the Fund may be subject to greater losses in a declining market than a fund that does take defensive positions in declining markets.

TRADING HALT RISK—The Fund typically will hold futures contracts and short-term options. The major exchanges on which these contracts are traded, such as the Chicago Mercantile Exchange, have established limits on how much the trading price of a futures contract or option may decline over various time periods within a day, and may halt trading in a contract that exceeds such limits. If a trading halt occurs, the Fund may temporarily be unable to purchase or sell certain securities, futures contracts or options. Such a trading halt near the time the Fund prices its shares may limit the Fund's ability to fully invest its assets, which could adversely affect performance, and may prevent the Fund from achieving its investment objective.

PERFORMANCE INFORMATION

The following bar chart shows the performance of the shares of the Fund from year to year. The variability of performance over time provides an indication of the risks of investing in the Fund. The following table shows the performance of the shares of the Fund as an average over different periods of time in comparison to the performance of a broad-based market index. The figures in the bar chart and table assume the reinvestment of dividends and capital gains distributions. The performance information below does not reflect fees and expenses of any variable contract that may use the Fund as its underlying investment and would be lower if it did. Of course, this past performance (before taxes) does not necessarily indicate how the Fund will perform in the future.

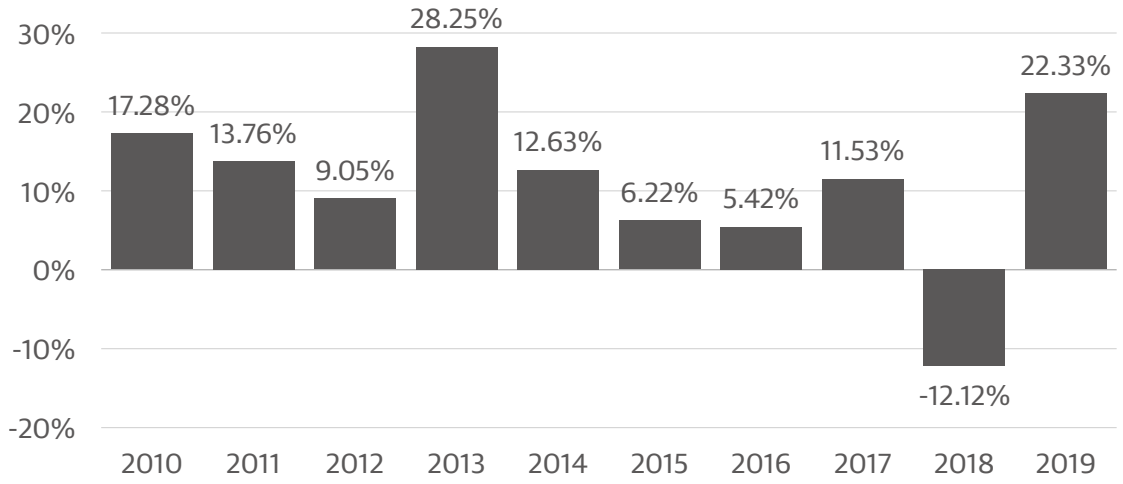

Highest Quarter Return
Q1 2013 15.15%

Lowest Quarter Return
Q4 2018 -7.51%

AVERAGE ANNUAL TOTAL RETURN
(for periods ended December 31, 2019)

	Past 1 Year	Past 5 Years	Past 10 Years
Consumer Products Fund	22.33%	6.07%	10.93%
S&P 500® Index *(reflects no deduction for fees, expenses or taxes)*	31.49%	11.70%	13.56%

MANAGEMENT

INVESTMENT ADVISOR
Security Investors, LLC, which operates under the name Guggenheim Investments, serves as the investment adviser of the Fund.

PORTFOLIO MANAGERS
- **Michael P. Byrum**, CFA, Senior Vice President. Mr. Byrum has been associated with the Advisor since 1993.
- **Ryan A. Harder,** CFA, Portfolio Manager. Mr. Harder has been associated with the Advisor since 2004.

PURCHASE AND SALE OF FUND SHARES
Shares of the Fund are purchased by insurance companies for their separate accounts to fund variable life insurance and variable annuity contracts. All orders for the purchase of shares are subject to acceptance or rejection by the Trust. All redemption requests will be processed and payment with respect thereto will be made within seven days after tender.

TAX INFORMATION
The tax consequences of your investment in the Fund depend on the provisions of the annuity or life insurance program through which you invest. For more information on taxes, please refer to the accompanying prospectus of the annuity or life insurance program through which Fund shares are offered.

ELECTRONICS FUND

INVESTMENT OBJECTIVE

The Electronics Fund (the "Fund") seeks to provide capital appreciation by investing in companies that are involved in the electronics sector, including semiconductor manufacturers and distributors, and makers and vendors of other electronic components and devices ("Electronics Companies").

FEES AND EXPENSES OF THE FUND

This table describes the fees and expenses that you may pay if you buy and hold shares of the Fund. Owners of variable annuity and insurance contracts that invest in the Fund also should refer to the variable insurance contract prospectus for a description of fees and expenses that may be deducted at the separate account level or contract level for any charges that may be incurred under a contract. If the information below were to reflect the deduction of insurance charges, fees and expenses would be higher.

SHAREHOLDER FEES *(fees paid directly from your investment)*	N/A
ANNUAL FUND OPERATING EXPENSES *(expenses that you pay each year as a percentage of the value of your investment)*	
Management Fees	0.85%
Other Expenses	0.97%
Total Annual Fund Operating Expenses	1.82%

EXAMPLE

This Example is intended to help you compare the cost of investing in the Fund with the cost of investing in other mutual funds. The Example does not reflect the fees and expenses which are, or may be, imposed under your variable insurance contract. If the Example were to reflect the deduction of such charges, the costs shown would be greater. The Example assumes that you invest $10,000 in the Fund for the time periods indicated and then redeem all of your shares at the end of those periods. The Example also assumes that your investment has a 5% return each year and that the Fund's operating expenses remain the same. Although your actual costs may be higher or lower, based on these assumptions your costs would be:

1 Year	3 Years	5 Years	10 Years
$185	$573	$985	$2,137

PORTFOLIO TURNOVER

The Fund pays transaction costs, such as commissions, when it buys and sells securities (or "turns over" its portfolio). A higher portfolio turnover rate may indicate higher transaction costs. These costs, which are not reflected in the Total Annual Fund Operating Expenses or the Example, affect the Fund's performance. During the most recent fiscal year, the Fund's portfolio turnover rate was 208% of the average value of its portfolio. The Fund's portfolio turnover rate is calculated without regard to cash instruments and most derivatives. If such instruments were included, the Fund's portfolio turnover rate might be significantly higher.

PRINCIPAL INVESTMENT STRATEGIES

Under normal circumstances, the Fund invests substantially all (at least 80%) of its net assets in equity securities of Electronics Companies that are traded in the United States and in derivatives, which primarily consist of futures contracts and options on securities, futures contracts, and stock indices. The Advisor employs a proprietary quantitative and qualitative methodology to identify Electronics Companies in which to invest. The methodology utilizes screens based on price, liquidity, and tradability. Stocks are weighted using a proprietary modified capitalization weighting methodology. The portfolio may be further adjusted to comply with regulatory investment limitations or as determined appropriate by the Advisor.

The Fund may invest to a significant extent in the securities of Electronics Companies that have small to mid-sized capitalizations. Electronics Companies include companies involved in the manufacture and development of semiconductors, connectors, printed circuit boards and other components; equipment vendors to electronic

component manufacturers; electronic component distributors; electronic instruments and electronic systems vendors; and also include companies involved in all aspects of the electronics business and in new technologies or specialty areas. The Fund also may purchase American Depositary Receipts ("ADRs") to gain exposure to foreign Electronics Companies and U.S. government securities.

Investments in derivative instruments, such as futures and options, have the economic effect of creating financial leverage in the Fund's portfolio because such investments may give rise to losses that exceed the amount the Fund has invested in those instruments. Financial leverage will magnify, sometimes significantly, the Fund's exposure to any increase or decrease in prices associated with a particular reference asset resulting in increased volatility in the value of the Fund's portfolio. The value of the Fund's portfolio is likely to experience greater volatility over short-term periods. While such financial leverage has the potential to produce greater gains, it also may result in greater losses, which in some cases may cause the Fund to liquidate other portfolio investments at a loss to comply with limits on leverage and asset segregation requirements imposed by the Investment Company Act of 1940 or to meet redemption requests.

In an effort to ensure that the Fund is fully invested on a day-to-day basis, the Fund may conduct any necessary trading activity at or just prior to the close of the U.S. financial markets. As of March 31, 2020, the Fund has significant exposure to the Information Technology Sector, as that sector is defined by the Global Industry Classification Standard, a widely recognized industry classification methodology developed by MSCI, Inc. and Standard & Poor's Financial Services LLC. Also, as of March 31, 2020, the Fund's investments are concentrated (*i.e.*, more than 25% of its assets) in securities issued by companies in the Semiconductors & Semiconductor Equipment Industry, a separate industry within the Information Technology Sector. The Fund is non-diversified and, therefore, may invest a greater percentage of its assets in a particular issuer in comparison to a diversified fund.

PRINCIPAL RISKS

As with all mutual funds, a shareholder is subject to the risk that his or her investment could lose money. In addition to this risk, the Fund is subject to the principal risks described below.

DEPOSITARY RECEIPT RISK—The Fund may hold the securities of non-U.S. companies in the form of ADRs. The underlying securities of the ADRs in the Fund's portfolio are subject to fluctuations in foreign currency exchange rates that may affect the value of the Fund's portfolio. In addition, the value of the securities underlying the ADRs may change materially when the U.S. markets are not open for trading. Investments in the underlying foreign securities also involve political and economic risks distinct from those associated with investing in the securities of U.S. issuers.

DERIVATIVES RISK—The Fund's investments in derivatives may pose risks in addition to and greater than those associated with investing directly in securities or other investments, including risks relating to leverage, imperfect correlations with underlying investments or the Fund's other portfolio holdings, high price volatility, lack of availability, counterparty credit, liquidity, valuation and legal restrictions. Their use is a highly specialized activity that involves investment techniques and risks different from those associated with ordinary portfolio securities transactions. If the Advisor is incorrect about its expectations of market conditions, the use of derivatives could also result in a loss, which in some cases may be unlimited. Certain risks are specific to the derivatives in which the Fund invests.

> **FUTURES CONTRACTS RISK**—Futures contracts are typically exchange-traded contracts that call for the future delivery of an asset at a certain price and date, or cash settlement of the terms of the contract. Risks of futures contracts may be caused by an imperfect correlation between movements in the price of the instruments and the price of the underlying securities. In addition, there is the risk that the Fund may not be able to enter into a closing transaction because of an illiquid market. Exchanges can limit the number of positions that can be held or controlled by the Fund or the Advisor, thus limiting the ability to implement the Fund's strategies. Futures markets are highly volatile and the use of futures may increase the volatility of the Fund's net asset value ("NAV"). Futures also are subject to leverage risks and to liquidity risk.
>
> **OPTIONS CONTRACTS RISK**—Options or options on futures contracts give the holder of the option the right to buy (or to sell) a position in a security or in a contract to the writer of the option, at a certain price. They are subject to correlation risk because there may be an imperfect correlation between the options and the securities markets that cause a given transaction to fail to achieve its objectives. The successful use of options depends on the Advisor's ability to correctly predict future price fluctuations and the degree of correlation between the

options and securities markets. Exchanges can limit the number of positions that can be held or controlled by the Fund or the Advisor, thus limiting the ability to implement the Fund's strategies. Options also are particularly subject to leverage risk and can be subject to liquidity risk.

EARLY CLOSING RISK—The Fund is subject to the risk that unanticipated early closings of securities exchanges and other financial markets may result in the Fund's inability to buy or sell securities or other financial instruments on that day and may cause the Fund to incur substantial trading losses.

EQUITY RISK—The Fund is subject to the risk that the value of the equity securities and equity-based derivatives in the Fund's portfolio will decline due to volatility in the equity market caused by general market and economic conditions, perceptions regarding particular industries represented in the equity market, or factors relating to specific companies to which the Fund has investment exposure.

FOREIGN ISSUER EXPOSURE RISK—The Fund may invest in securities of foreign companies directly, or in financial instruments that are indirectly linked to the performance of foreign issuers, such as ADRs. The Fund's exposure to foreign issuers and investments in foreign securities, if any, are subject to additional risks in comparison to U.S. securities and U.S. issuers, including currency fluctuations, adverse political and economic developments, unreliable or untimely information, less liquidity, limited legal recourse and higher transactional costs.

INDUSTRY CONCENTRATION RISK—The Fund expects to concentrate (*i.e.*, invest more than 25% of its net assets) its investments in a limited number of issuers conducting business in the same industry or group of related industries. To the extent the Fund does so, the Fund is more vulnerable to adverse market, economic, regulatory, political or other developments affecting that industry or group of related industries than a fund that invests its assets more broadly. As of March 31, 2020, the Fund's investments are concentrated in securities issued by companies in the Semiconductors & Semiconductor Equipment Industry. As a result of the Fund's concentration in the Semiconductors & Semiconductor Equipment Industry, the Fund is subject to the risks associated with that Industry. The Semiconductors and Semiconductor Equipment Industry includes manufacturers of semiconductor equipment, semiconductors and related products, including equipment used in the solar power industry and manufacturers of solar modules and cells. Companies in the Semiconductors and Semiconductor Equipment Industry rely heavily on technology. The prices of the securities of companies in the Semiconductors and Semiconductor Equipment Industry may fluctuate widely due to competitive pressures, increased sensitivity to short product cycles and aggressive pricing, heavy expenses incurred for research and development of products or services that prove unsuccessful, problems related to bringing products to market, and rapid obsolescence of products. Legislative or regulatory changes and increased government supervision also may affect companies in the Semiconductors and Semiconductor Equipment Industry. The Semiconductors and Semiconductor Equipment Industry is a separate industry within the Information Technology Sector.

MARKET RISK—The market value of the securities and derivatives held by the Fund may fluctuate over time in response to factors affecting individual companies or other factors such as changing economic, political or financial markets.

MID-CAPITALIZATION SECURITIES RISK—The Fund is subject to the risk that medium-capitalization stocks may underperform other segments of the equity market or the equity market as a whole. Securities of medium-capitalization companies may experience more price volatility, greater spreads between their bid and ask prices, lower trading volumes, and cyclical or static growth prospects. Medium-capitalization companies often have limited product lines, markets or financial resources, and may therefore be more vulnerable to adverse developments than larger capitalization companies.

NON-DIVERSIFICATION RISK—The Fund is considered non-diversified and can invest a greater portion of its assets in securities of individual issuers than a diversified fund. As a result, changes in the market value of a single issuer's securities could cause greater fluctuations in the value of Fund shares than would occur in a diversified fund.

PORTFOLIO TURNOVER RISK—The Fund's strategy may frequently involve buying and selling portfolio securities, which may lead to increased costs to the Fund. Portfolio turnover risk may cause the Fund's performance to be less than you expect.

REGULATORY AND LEGAL RISK—U.S. and non-U.S. governmental agencies and other regulators regularly implement additional regulations and legislators pass new laws that affect the investments held by the Fund, the strategies used

by the Fund or the level of regulation or taxation applying to the Fund (such as regulations related to investments in derivatives and other transactions). These regulations and laws impact the investment strategies, performance, costs and operations of the Fund or taxation of shareholders.

SECTOR RISK—The Fund is subject to the Sector Risk described below.

> ***Information Technology Sector Risk.*** The Fund's investments are exposed to issuers conducting business in the Information Technology Sector. The Information Technology Sector includes companies that offer software and information technology services, manufacturers and distributors of technology hardware and equipment such as communications equipment, cellular phones, computers and peripherals, electronic equipment and related instruments and semiconductors. The Fund is subject to the risk that the securities of such issuers will underperform the market as a whole due to legislative or regulatory changes, adverse market conditions and/or increased competition affecting the Information Technology Sector. The prices of the securities of companies operating in the Information Technology Sector are closely tied to market competition, increased sensitivity to short product cycles and aggressive pricing, and problems with bringing products to market.

SHAREHOLDER TRADING RISK—The Fund may be used as a tool for certain investors that employ trading strategies involving frequent trading. Such trading strategies may lead to increased portfolio turnover in the Fund and higher transaction costs. Large movements of assets into and out of the Fund due to active or frequent trading also may adversely affect the Fund's ability to achieve its investment objective.

SMALL-CAPITALIZATION SECURITIES RISK—The Fund is subject to the risk that small-capitalization stocks may underperform other segments of the equity market or the equity market as a whole. Small-capitalization companies may be more vulnerable than larger, more established organizations to adverse business or economic developments. Securities of small-capitalization companies may experience much more price volatility, greater spreads between their bid and ask prices, significantly lower trading volumes, and cyclical or static growth prospects. Small-capitalization companies often have limited product lines, markets or financial resources, and may therefore be more vulnerable to adverse developments than larger capitalization companies.

TEMPORARY DEFENSIVE INVESTMENT RISK—The Advisor generally does not attempt to take defensive positions in the Fund in declining markets. Therefore, the Fund may be subject to greater losses in a declining market than a fund that does take defensive positions in declining markets.

TRADING HALT RISK—The Fund typically will hold futures contracts and short-term options. The major exchanges on which these contracts are traded, such as the Chicago Mercantile Exchange, have established limits on how much the trading price of a futures contract or option may decline over various time periods within a day, and may halt trading in a contract that exceeds such limits. If a trading halt occurs, the Fund may temporarily be unable to purchase or sell certain securities, futures contracts or options. Such a trading halt near the time the Fund prices its shares may limit the Fund's ability to fully invest its assets, which could adversely affect performance, and may prevent the Fund from achieving its investment objective.

PERFORMANCE INFORMATION

The following bar chart shows the performance of the shares of the Fund from year to year. The variability of performance over time provides an indication of the risks of investing in the Fund. The following table shows the performance of the shares of the Fund as an average over different periods of time in comparison to the performance of a broad-based market index. The figures in the bar chart and table assume the reinvestment of dividends and capital gains distributions. The performance information below does not reflect fees and expenses of any variable contract that may use the Fund as its underlying investment and would be lower if it did. Of course, this past performance (before taxes) does not necessarily indicate how the Fund will perform in the future.

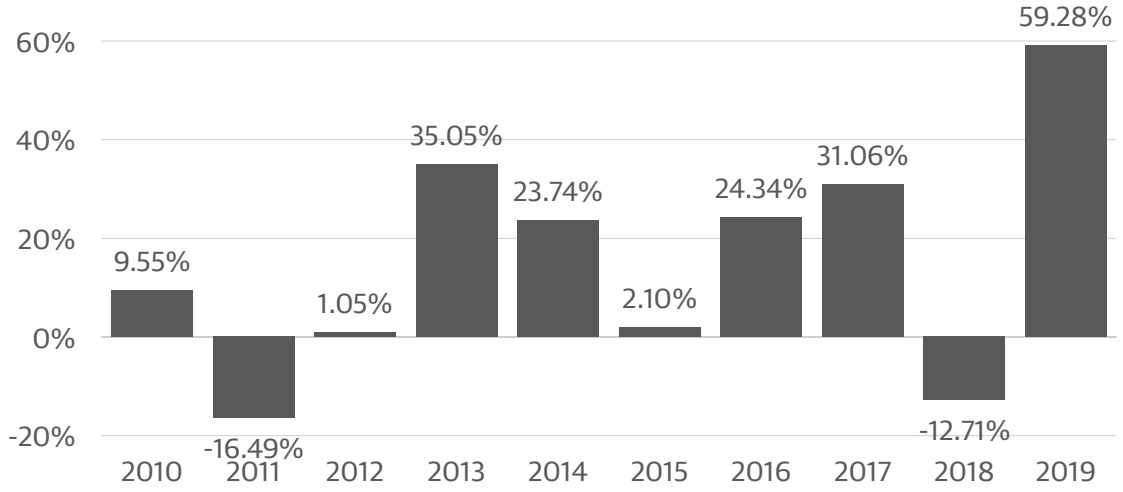

Highest Quarter Return
Q1 2019 20.60%

Lowest Quarter Return
Q3 2011 -22.50%

AVERAGE ANNUAL TOTAL RETURN
(for periods ended December 31, 2019)

	Past 1 Year	Past 5 Years	Past 10 Years
Electronics Fund	59.28%	18.26%	13.58%
S&P 500® Index *(reflects no deduction for fees, expenses or taxes)*	31.49%	11.70%	13.56%

MANAGEMENT

INVESTMENT ADVISOR
Security Investors, LLC, which operates under the name Guggenheim Investments, serves as the investment adviser of the Fund.

PORTFOLIO MANAGERS
- **Michael P. Byrum**, CFA, Senior Vice President. Mr. Byrum has been associated with the Advisor since 1993.
- **Ryan A. Harder,** CFA, Portfolio Manager. Mr. Harder has been associated with the Advisor since 2004.

PURCHASE AND SALE OF FUND SHARES
Shares of the Fund are purchased by insurance companies for their separate accounts to fund variable life insurance and variable annuity contracts. All orders for the purchase of shares are subject to acceptance or rejection by the Trust. All redemption requests will be processed and payment with respect thereto will be made within seven days after tender.

TAX INFORMATION
The tax consequences of your investment in the Fund depend on the provisions of the annuity or life insurance program through which you invest. For more information on taxes, please refer to the accompanying prospectus of the annuity or life insurance program through which Fund shares are offered.

ENERGY FUND

INVESTMENT OBJECTIVE

The Energy Fund (the "Fund") seeks to provide capital appreciation by investing in companies involved in the energy field, including the exploration, production, and development of oil, gas, coal and alternative sources of energy ("Energy Companies").

FEES AND EXPENSES OF THE FUND

This table describes the fees and expenses that you may pay if you buy and hold shares of the Fund. Owners of variable annuity and insurance contracts that invest in the Fund also should refer to the variable insurance contract prospectus for a description of fees and expenses that may be deducted at the separate account level or contract level for any charges that may be incurred under a contract. If the information below were to reflect the deduction of insurance charges, fees and expenses would be higher.

SHAREHOLDER FEES *(fees paid directly from your investment)*	N/A
ANNUAL FUND OPERATING EXPENSES *(expenses that you pay each year as a percentage of the value of your investment)*	
Management Fees	0.85%
Other Expenses	0.98%
Total Annual Fund Operating Expenses	1.83%

EXAMPLE

This Example is intended to help you compare the cost of investing in the Fund with the cost of investing in other mutual funds. The Example does not reflect the fees and expenses which are, or may be, imposed under your variable insurance contract. If the Example were to reflect the deduction of such charges, the costs shown would be greater. The Example assumes that you invest $10,000 in the Fund for the time periods indicated and then redeem all of your shares at the end of those periods. The Example also assumes that your investment has a 5% return each year and that the Fund's operating expenses remain the same. Although your actual costs may be higher or lower, based on these assumptions your costs would be:

1 Year	3 Years	5 Years	10 Years
$186	$576	$990	$2,148

PORTFOLIO TURNOVER

The Fund pays transaction costs, such as commissions, when it buys and sells securities (or "turns over" its portfolio). A higher portfolio turnover rate may indicate higher transaction costs. These costs, which are not reflected in the Total Annual Fund Operating Expenses or the Example, affect the Fund's performance. During the most recent fiscal year, the Fund's portfolio turnover rate was 114% of the average value of its portfolio. The Fund's portfolio turnover rate is calculated without regard to cash instruments and most derivatives. If such instruments were included, the Fund's portfolio turnover rate might be significantly higher.

PRINCIPAL INVESTMENT STRATEGIES

Under normal circumstances, the Fund invests substantially all (at least 80%) of its net assets in equity securities of Energy Companies that are traded in the United States and in derivatives, which primarily consist of futures contracts and options on securities, futures contracts, and stock indices. The Advisor employs a proprietary quantitative and qualitative methodology to identify Energy Companies in which to invest. The methodology utilizes screens based on price, liquidity, and tradability. Stocks are weighted using a proprietary modified capitalization weighting methodology. The portfolio may be further adjusted to comply with regulatory investment limitations or as determined appropriate by the Advisor.

The Fund may invest to a significant extent in the securities of Energy Companies that have small to mid-sized capitalizations. Energy Companies are involved in all aspects of the energy industry, including the conventional areas of oil, gas, electricity, and coal, and alternative sources of energy such as nuclear, geothermal, oil shale, and solar

power, and include companies that produce, transmit, market, distribute or measure energy; companies involved in providing products and services to companies in the energy field; and companies involved in the exploration of new sources of energy, conservation, and energy-related pollution control. The Fund also may purchase American Depositary Receipts ("ADRs") to gain exposure to foreign Energy Companies and U.S. government securities.

Investments in derivative instruments, such as futures and options, have the economic effect of creating financial leverage in the Fund's portfolio because such investments may give rise to losses that exceed the amount the Fund has invested in those instruments. Financial leverage will magnify, sometimes significantly, the Fund's exposure to any increase or decrease in prices associated with a particular reference asset resulting in increased volatility in the value of the Fund's portfolio. The value of the Fund's portfolio is likely to experience greater volatility over short-term periods. While such financial leverage has the potential to produce greater gains, it also may result in greater losses, which in some cases may cause the Fund to liquidate other portfolio investments at a loss to comply with limits on leverage and asset segregation requirements imposed by the Investment Company Act of 1940 or to meet redemption requests.

In an effort to ensure that the Fund is fully invested on a day-to-day basis, the Fund may conduct any necessary trading activity at or just prior to the close of the U.S. financial markets. As of March 31, 2020, the Fund has significant exposure to the Energy Sector, as that sector is defined by the Global Industry Classification Standard, a widely recognized industry classification methodology developed by MSCI, Inc. and Standard & Poor's Financial Services LLC. Also, as of March 31, 2020, the Fund's investments are concentrated (*i.e.*, more than 25% of its assets) in securities issued by companies in the Oil, Gas & Consumable Fuels Industry, a separate industry within the Energy Sector.

PRINCIPAL RISKS

As with all mutual funds, a shareholder is subject to the risk that his or her investment could lose money. In addition to this risk, the Fund is subject to the principal risks described below.

DEPOSITARY RECEIPT RISK—The Fund may hold the securities of non-U.S. companies in the form of ADRs. The underlying securities of the ADRs in the Fund's portfolio are subject to fluctuations in foreign currency exchange rates that may affect the value of the Fund's portfolio. In addition, the value of the securities underlying the ADRs may change materially when the U.S. markets are not open for trading. Investments in the underlying foreign securities also involve political and economic risks distinct from those associated with investing in the securities of U.S. issuers.

DERIVATIVES RISK—The Fund's investments in derivatives may pose risks in addition to and greater than those associated with investing directly in securities or other investments, including risks relating to leverage, imperfect correlations with underlying investments or the Fund's other portfolio holdings, high price volatility, lack of availability, counterparty credit, liquidity, valuation and legal restrictions. Their use is a highly specialized activity that involves investment techniques and risks different from those associated with ordinary portfolio securities transactions. If the Advisor is incorrect about its expectations of market conditions, the use of derivatives could also result in a loss, which in some cases may be unlimited. Certain risks are specific to the derivatives in which the Fund invests.

> **FUTURES CONTRACTS RISK**—Futures contracts are typically exchange-traded contracts that call for the future delivery of an asset at a certain price and date, or cash settlement of the terms of the contract. Risks of futures contracts may be caused by an imperfect correlation between movements in the price of the instruments and the price of the underlying securities. In addition, there is the risk that the Fund may not be able to enter into a closing transaction because of an illiquid market. Exchanges can limit the number of positions that can be held or controlled by the Fund or the Advisor, thus limiting the ability to implement the Fund's strategies. Futures markets are highly volatile and the use of futures may increase the volatility of the Fund's net asset value ("NAV"). Futures also are subject to leverage risks and to liquidity risk.
>
> **OPTIONS CONTRACTS RISK**—Options or options on futures contracts give the holder of the option the right to buy (or to sell) a position in a security or in a contract to the writer of the option, at a certain price. They are subject to correlation risk because there may be an imperfect correlation between the options and the securities markets that cause a given transaction to fail to achieve its objectives. The successful use of options depends on the Advisor's ability to correctly predict future price fluctuations and the degree of correlation between the options and securities markets. Exchanges can limit the number of positions that can be held or controlled by

the Fund or the Advisor, thus limiting the ability to implement the Fund's strategies. Options also are particularly subject to leverage risk and can be subject to liquidity risk.

EARLY CLOSING RISK—The Fund is subject to the risk that unanticipated early closings of securities exchanges and other financial markets may result in the Fund's inability to buy or sell securities or other financial instruments on that day and may cause the Fund to incur substantial trading losses.

EQUITY RISK—The Fund is subject to the risk that the value of the equity securities and equity-based derivatives in the Fund's portfolio will decline due to volatility in the equity market caused by general market and economic conditions, perceptions regarding particular industries represented in the equity market, or factors relating to specific companies to which the Fund has investment exposure.

FOREIGN ISSUER EXPOSURE RISK—The Fund may invest in securities of foreign companies directly, or in financial instruments that are indirectly linked to the performance of foreign issuers, such as ADRs. The Fund's exposure to foreign issuers and investments in foreign securities, if any, are subject to additional risks in comparison to U.S. securities and U.S. issuers, including currency fluctuations, adverse political and economic developments, unreliable or untimely information, less liquidity, limited legal recourse and higher transactional costs.

INDUSTRY CONCENTRATION RISK—The Fund expects to concentrate (*i.e.*, invest more than 25% of its net assets) its investments in a limited number of issuers conducting business in the same industry or group of related industries. To the extent the Fund does so, the Fund is more vulnerable to adverse market, economic, regulatory, political or other developments affecting that industry or group of related industries than a fund that invests its assets more broadly. As of March 31, 2020, the Fund's investments are concentrated in securities issued by companies in the Oil, Gas & Consumable Fuels Industry. As a result of the Fund's concentration in the Oil, Gas & Consumable Fuels Industry, the Fund is subject to the risks associated with that Industry. The Oil, Gas & Consumable Fuels Industry includes companies engaged in oil and gas exploration and production (including integrated oil and gas exploration), oil and gas refining and marketing, oil and gas storage and transportation, and production and mining of coal and consumable fuels. The prices of the securities of companies in the Oil, Gas & Consumable Fuels Industry may fluctuate widely due to supply and demand for a specific product or service, the price of oil and gas, exploration and production spending, world events, and economic conditions. Natural disasters and changes in exchange rates and interest rates also may affect companies in the Oil, Gas & Consumable Fuels Industry. In addition, the policies of the Organization of Petroleum Exporting Countries ("OPEC"), changes in relationships among OPEC members and between OPEC and oil-importing nations, the regulatory environment, taxation policies, and the economies of the key energy consuming countries also may affect the prices of the securities in the Oil, Gas & Consumable Fuels Industry. Legislative or regulatory changes and increased government supervision also may affect companies in the Oil, Gas & Consumable Fuels Industry. The Oil, Gas & Consumable Fuels Industry is a separate industry within the Energy Sector.

MARKET RISK—The market value of the securities and derivatives held by the Fund may fluctuate over time in response to factors affecting individual companies or other factors such as changing economic, political or financial markets.

MID-CAPITALIZATION SECURITIES RISK—The Fund is subject to the risk that medium-capitalization stocks may underperform other segments of the equity market or the equity market as a whole. Securities of medium-capitalization companies may experience more price volatility, greater spreads between their bid and ask prices, lower trading volumes, and cyclical or static growth prospects. Medium-capitalization companies often have limited product lines, markets or financial resources, and may therefore be more vulnerable to adverse developments than larger capitalization companies.

PORTFOLIO TURNOVER RISK—The Fund's strategy may frequently involve buying and selling portfolio securities, which may lead to increased costs to the Fund. Portfolio turnover risk may cause the Fund's performance to be less than you expect.

REGULATORY AND LEGAL RISK—U.S. and non-U.S. governmental agencies and other regulators regularly implement additional regulations and legislators pass new laws that affect the investments held by the Fund, the strategies used by the Fund or the level of regulation or taxation applying to the Fund (such as regulations related to investments in derivatives and other transactions). These regulations and laws impact the investment strategies, performance, costs and operations of the Fund or taxation of shareholders.

SECTOR RISK—The Fund is subject to the Sector Risk described below.

> ***Energy Sector Risk.*** The Fund's investments are exposed to issuers conducting business in the Energy Sector. The Energy Sector includes companies operating in the exploration and production, refining and marketing, and storage and transportation of oil and gas and coal and consumable fuels. It also includes companies that offer oil and gas equipment and related services. The Fund is subject to the risk that the securities of such issuers will underperform the market as a whole due to legislative or regulatory changes, adverse market conditions and/or increased competition affecting the Energy Sector. The performance of companies operating in the Energy Sector is closely tied to the price and supply of energy fuels and international political events.

SHAREHOLDER TRADING RISK—The Fund may be used as a tool for certain investors that employ trading strategies involving frequent trading. Such trading strategies may lead to increased portfolio turnover in the Fund and higher transaction costs. Large movements of assets into and out of the Fund due to active or frequent trading also may adversely affect the Fund's ability to achieve its investment objective.

SMALL-CAPITALIZATION SECURITIES RISK—The Fund is subject to the risk that small-capitalization stocks may underperform other segments of the equity market or the equity market as a whole. Small-capitalization companies may be more vulnerable than larger, more established organizations to adverse business or economic developments. Securities of small-capitalization companies may experience much more price volatility, greater spreads between their bid and ask prices, significantly lower trading volumes, and cyclical or static growth prospects. Small-capitalization companies often have limited product lines, markets or financial resources, and may therefore be more vulnerable to adverse developments than larger capitalization companies.

TEMPORARY DEFENSIVE INVESTMENT RISK—The Advisor generally does not attempt to take defensive positions in the Fund in declining markets. Therefore, the Fund may be subject to greater losses in a declining market than a fund that does take defensive positions in declining markets.

TRADING HALT RISK—The Fund typically will hold futures contracts and short-term options. The major exchanges on which these contracts are traded, such as the Chicago Mercantile Exchange, have established limits on how much the trading price of a futures contract or option may decline over various time periods within a day, and may halt trading in a contract that exceeds such limits. If a trading halt occurs, the Fund may temporarily be unable to purchase or sell certain securities, futures contracts or options. Such a trading halt near the time the Fund prices its shares may limit the Fund's ability to fully invest its assets, which could adversely affect performance, and may prevent the Fund from achieving its investment objective.

PERFORMANCE INFORMATION

The following bar chart shows the performance of the shares of the Fund from year to year. The variability of performance over time provides an indication of the risks of investing in the Fund. The following table shows the performance of the shares of the Fund as an average over different periods of time in comparison to the performance of a broad-based market index. The figures in the bar chart and table assume the reinvestment of dividends and capital gains distributions. The performance information below does not reflect fees and expenses of any variable contract that may use the Fund as its underlying investment and would be lower if it did. Of course, this past performance (before taxes) does not necessarily indicate how the Fund will perform in the future.

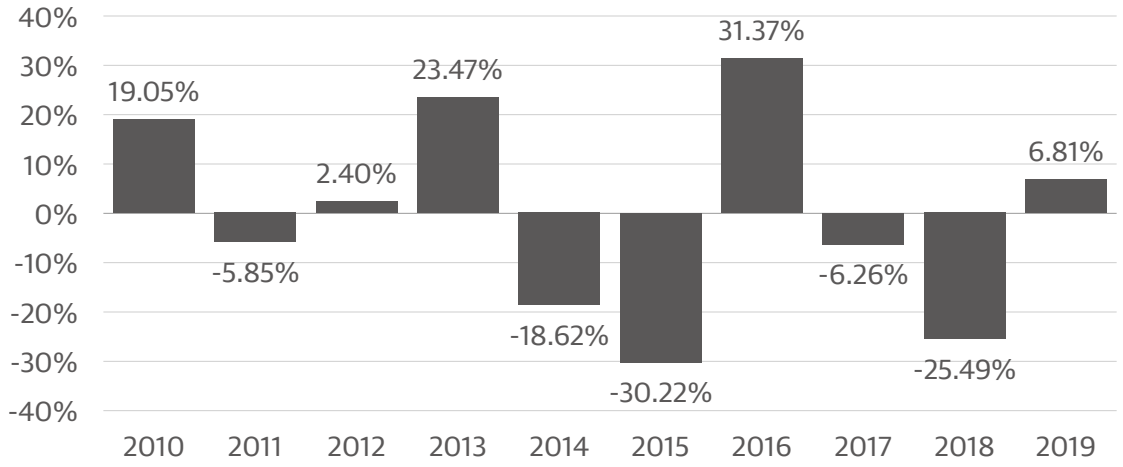

Highest Quarter Return
Q4 2010 21.45%

Lowest Quarter Return
Q4 2018 -30.94%

AVERAGE ANNUAL TOTAL RETURN
(for periods ended December 31, 2019)

	Past 1 Year	Past 5 Years	Past 10 Years
Energy Fund	6.81%	-7.32%	-2.35%
S&P 500® Index *(reflects no deduction for fees, expenses or taxes)*	31.49%	11.70%	13.56%

MANAGEMENT

INVESTMENT ADVISOR
Security Investors, LLC, which operates under the name Guggenheim Investments, serves as the investment adviser of the Fund.

PORTFOLIO MANAGERS
- **Michael P. Byrum**, CFA, Senior Vice President. Mr. Byrum has been associated with the Advisor since 1993.
- **Ryan A. Harder,** CFA, Portfolio Manager. Mr. Harder has been associated with the Advisor since 2004.

PURCHASE AND SALE OF FUND SHARES
Shares of the Fund are purchased by insurance companies for their separate accounts to fund variable life insurance and variable annuity contracts. All orders for the purchase of shares are subject to acceptance or rejection by the Trust. All redemption requests will be processed and payment with respect thereto will be made within seven days after tender.

TAX INFORMATION
The tax consequences of your investment in the Fund depend on the provisions of the annuity or life insurance program through which you invest. For more information on taxes, please refer to the accompanying prospectus of the annuity or life insurance program through which Fund shares are offered.

INVESTMENT OBJECTIVE

The Energy Services Fund (the "Fund") seeks to provide capital appreciation by investing in companies that are involved in the energy services field, including those that provide services and equipment in the areas of oil, coal, and gas exploration and production ("Energy Services Companies").

FEES AND EXPENSES OF THE FUND

This table describes the fees and expenses that you may pay if you buy and hold shares of the Fund. Owners of variable annuity and insurance contracts that invest in the Fund also should refer to the variable insurance contract prospectus for a description of fees and expenses that may be deducted at the separate account level or contract level for any charges that may be incurred under a contract. If the information below were to reflect the deduction of insurance charges, fees and expenses would be higher.

SHAREHOLDER FEES *(fees paid directly from your investment)*	N/A
ANNUAL FUND OPERATING EXPENSES *(expenses that you pay each year as a percentage of the value of your investment)*	
Management Fees	0.85%
Other Expenses	0.98%
Total Annual Fund Operating Expenses	1.83%

EXAMPLE

This Example is intended to help you compare the cost of investing in the Fund with the cost of investing in other mutual funds. The Example does not reflect the fees and expenses which are, or may be, imposed under your variable insurance contract. If the Example were to reflect the deduction of such charges, the costs shown would be greater. The Example assumes that you invest $10,000 in the Fund for the time periods indicated and then redeem all of your shares at the end of those periods. The Example also assumes that your investment has a 5% return each year and that the Fund's operating expenses remain the same. Although your actual costs may be higher or lower, based on these assumptions your costs would be:

1 Year	3 Years	5 Years	10 Years
$186	$576	$990	$2,148

PORTFOLIO TURNOVER

The Fund pays transaction costs, such as commissions, when it buys and sells securities (or "turns over" its portfolio). A higher portfolio turnover rate may indicate higher transaction costs. These costs, which are not reflected in the Total Annual Fund Operating Expenses or the Example, affect the Fund's performance. During the most recent fiscal year, the Fund's portfolio turnover rate was 423% of the average value of its portfolio. The Fund's portfolio turnover rate is calculated without regard to cash instruments and most derivatives. If such instruments were included, the Fund's portfolio turnover rate might be significantly higher.

PRINCIPAL INVESTMENT STRATEGIES

Under normal circumstances, the Fund invests substantially all (at least 80%) of its net assets in equity securities of Energy Services Companies that are traded in the United States and in derivatives, which primarily consist of futures contracts and options on securities, futures contracts, and stock indices. The Advisor employs a proprietary quantitative and qualitative methodology to identify Energy Services Companies in which to invest. The methodology utilizes screens based on price, liquidity, and tradability. Stocks are weighted using a proprietary modified capitalization weighting methodology. The portfolio may be further adjusted to comply with regulatory investment limitations or as determined appropriate by the Advisor.

The Fund may invest to a significant extent in the securities of Energy Services Companies that have small to mid-sized capitalizations. Energy Services Companies are engaged in one or more businesses in the energy services field, including those that provide services and equipment to companies engaged in the production, refinement or

distribution of oil, gas, electricity, and coal; companies involved with the production and development of newer sources of energy such as nuclear, geothermal, oil shale, and solar power; companies involved with onshore or offshore drilling; companies involved in production and well maintenance; companies involved in exploration engineering, data and technology; companies involved in energy transport; and companies involved in equipment and plant design or construction. The Fund also may purchase American Depositary Receipts ("ADRs") to gain exposure to foreign Energy Services Companies and U.S. government securities.

Investments in derivative instruments, such as futures and options, have the economic effect of creating financial leverage in the Fund's portfolio because such investments may give rise to losses that exceed the amount the Fund has invested in those instruments. Financial leverage will magnify, sometimes significantly, the Fund's exposure to any increase or decrease in prices associated with a particular reference asset resulting in increased volatility in the value of the Fund's portfolio. The value of the Fund's portfolio is likely to experience greater volatility over short-term periods. While such financial leverage has the potential to produce greater gains, it also may result in greater losses, which in some cases may cause the Fund to liquidate other portfolio investments at a loss to comply with limits on leverage and asset segregation requirements imposed by the Investment Company Act of 1940 or to meet redemption requests.

In an effort to ensure that the Fund is fully invested on a day-to-day basis, the Fund may conduct any necessary trading activity at or just prior to the close of the U.S. financial markets. As of March 31, 2020, the Fund has significant exposure to the Energy Sector, as that sector is defined by the Global Industry Classification Standard, a widely recognized industry classification methodology developed by MSCI, Inc. and Standard & Poor's Financial Services LLC. Also, as of March 31, 2020, the Fund's investments are concentrated (*i.e.*, more than 25% of its assets) in securities issued by companies in the Energy Equipment & Services Industry, a separate industry within the Energy Sector. The Fund is non-diversified and, therefore, may invest a greater percentage of its assets in a particular issuer in comparison to a diversified fund.

PRINCIPAL RISKS

As with all mutual funds, a shareholder is subject to the risk that his or her investment could lose money. In addition to this risk, the Fund is subject to the principal risks described below.

DEPOSITARY RECEIPT RISK—The Fund may hold the securities of non-U.S. companies in the form of ADRs. The underlying securities of the ADRs in the Fund's portfolio are subject to fluctuations in foreign currency exchange rates that may affect the value of the Fund's portfolio. In addition, the value of the securities underlying the ADRs may change materially when the U.S. markets are not open for trading. Investments in the underlying foreign securities also involve political and economic risks distinct from those associated with investing in the securities of U.S. issuers.

DERIVATIVES RISK—The Fund's investments in derivatives may pose risks in addition to and greater than those associated with investing directly in securities or other investments, including risks relating to leverage, imperfect correlations with underlying investments or the Fund's other portfolio holdings, high price volatility, lack of availability, counterparty credit, liquidity, valuation and legal restrictions. Their use is a highly specialized activity that involves investment techniques and risks different from those associated with ordinary portfolio securities transactions. If the Advisor is incorrect about its expectations of market conditions, the use of derivatives could also result in a loss, which in some cases may be unlimited. Certain risks are specific to the derivatives in which the Fund invests.

> **FUTURES CONTRACTS RISK**—Futures contracts are typically exchange-traded contracts that call for the future delivery of an asset at a certain price and date, or cash settlement of the terms of the contract. Risks of futures contracts may be caused by an imperfect correlation between movements in the price of the instruments and the price of the underlying securities. In addition, there is the risk that the Fund may not be able to enter into a closing transaction because of an illiquid market. Exchanges can limit the number of positions that can be held or controlled by the Fund or the Advisor, thus limiting the ability to implement the Fund's strategies. Futures markets are highly volatile and the use of futures may increase the volatility of the Fund's net asset value ("NAV"). Futures also are subject to leverage risks and to liquidity risk.
>
> **OPTIONS CONTRACTS RISK**—Options or options on futures contracts give the holder of the option the right to buy (or to sell) a position in a security or in a contract to the writer of the option, at a certain price. They are subject to correlation risk because there may be an imperfect correlation between the options and the securities

markets that cause a given transaction to fail to achieve its objectives. The successful use of options depends on the Advisor's ability to correctly predict future price fluctuations and the degree of correlation between the options and securities markets. Exchanges can limit the number of positions that can be held or controlled by the Fund or the Advisor, thus limiting the ability to implement the Fund's strategies. Options also are particularly subject to leverage risk and can be subject to liquidity risk.

EARLY CLOSING RISK—The Fund is subject to the risk that unanticipated early closings of securities exchanges and other financial markets may result in the Fund's inability to buy or sell securities or other financial instruments on that day and may cause the Fund to incur substantial trading losses.

EQUITY RISK—The Fund is subject to the risk that the value of the equity securities and equity-based derivatives in the Fund's portfolio will decline due to volatility in the equity market caused by general market and economic conditions, perceptions regarding particular industries represented in the equity market, or factors relating to specific companies to which the Fund has investment exposure.

FOREIGN ISSUER EXPOSURE RISK—The Fund may invest in securities of foreign companies directly, or in financial instruments that are indirectly linked to the performance of foreign issuers, such as ADRs. The Fund's exposure to foreign issuers and investments in foreign securities, if any, are subject to additional risks in comparison to U.S. securities and U.S. issuers, including currency fluctuations, adverse political and economic developments, unreliable or untimely information, less liquidity, limited legal recourse and higher transactional costs.

INDUSTRY CONCENTRATION RISK—The Fund expects to concentrate (*i.e.*, invest more than 25% of its net assets) its investments in a limited number of issuers conducting business in the same industry or group of related industries. To the extent the Fund does so, the Fund is more vulnerable to adverse market, economic, regulatory, political or other developments affecting that industry or group of related industries than a fund that invests its assets more broadly. As of March 31, 2020, the Fund's investments are concentrated in securities issued by companies in the Energy Equipment & Services Industry. As a result of the Fund's concentration in the Energy Equipment & Services Industry, the Fund is subject to the risks associated with that Industry. The Energy Equipment and Services Industry includes drilling contractors or owners of drilling rigs that contract their services for drilling wells and manufacturers of equipment, including drilling rigs and equipment, and providers of supplies and services to companies involved in the drilling, evaluation and completion of oil and gas wells. The prices of securities of companies in the Energy Equipment & Services Industry may fluctuate widely due to supply and demand for a specific product or service, the price of oil and gas, exploration and production spending, world events and economic conditions. Natural disasters also may affect companies in the Energy Equipment & Services Industry. In addition, companies involved in the Energy Equipment & Services Industry are at risk of civil liability from accidents resulting in injury, loss of life or property, pollution or other environmental damage claims. Disruptions in energy services may significantly impact companies in the Energy Equipment & Services Industry. Legislative or regulatory changes and increased government supervision also may affect companies in the Energy Equipment & Services Industry. The Energy Equipment & Services Industry is a separate industry within the Energy Sector.

MARKET RISK—The market value of the securities and derivatives held by the Fund may fluctuate over time in response to factors affecting individual companies or other factors such as changing economic, political or financial markets.

MID-CAPITALIZATION SECURITIES RISK—The Fund is subject to the risk that medium-capitalization stocks may underperform other segments of the equity market or the equity market as a whole. Securities of medium-capitalization companies may experience more price volatility, greater spreads between their bid and ask prices, lower trading volumes, and cyclical or static growth prospects. Medium-capitalization companies often have limited product lines, markets or financial resources, and may therefore be more vulnerable to adverse developments than larger capitalization companies.

NON-DIVERSIFICATION RISK—The Fund is considered non-diversified and can invest a greater portion of its assets in securities of individual issuers than a diversified fund. As a result, changes in the market value of a single issuer's securities could cause greater fluctuations in the value of Fund shares than would occur in a diversified fund.

PORTFOLIO TURNOVER RISK—The Fund's strategy may frequently involve buying and selling portfolio securities, which may lead to increased costs to the Fund. Portfolio turnover risk may cause the Fund's performance to be less than you expect.

REGULATORY AND LEGAL RISK—U.S. and non-U.S. governmental agencies and other regulators regularly implement additional regulations and legislators pass new laws that affect the investments held by the Fund, the strategies used by the Fund or the level of regulation or taxation applying to the Fund (such as regulations related to investments in derivatives and other transactions). These regulations and laws impact the investment strategies, performance, costs and operations of the Fund or taxation of shareholders.

SECTOR RISK—The Fund is subject to the Sector Risk described below.

> ***Energy Sector Risk.*** The Fund's investments are exposed to issuers conducting business in the Energy Sector. The Energy Sector includes companies operating in the exploration and production, refining and marketing, and storage and transportation of oil and gas and coal and consumable fuels. It also includes companies that offer oil and gas equipment and related services. The Fund is subject to the risk that the securities of such issuers will underperform the market as a whole due to legislative or regulatory changes, adverse market conditions and/or increased competition affecting the Energy Sector. The performance of companies operating in the Energy Sector is closely tied to the price and supply of energy fuels and international political events.

SHAREHOLDER TRADING RISK—The Fund may be used as a tool for certain investors that employ trading strategies involving frequent trading. Such trading strategies may lead to increased portfolio turnover in the Fund and higher transaction costs. Large movements of assets into and out of the Fund due to active or frequent trading also may adversely affect the Fund's ability to achieve its investment objective.

SMALL-CAPITALIZATION SECURITIES RISK—The Fund is subject to the risk that small-capitalization stocks may underperform other segments of the equity market or the equity market as a whole. Small-capitalization companies may be more vulnerable than larger, more established organizations to adverse business or economic developments. Securities of small-capitalization companies may experience much more price volatility, greater spreads between their bid and ask prices, significantly lower trading volumes, and cyclical or static growth prospects. Small-capitalization companies often have limited product lines, markets or financial resources, and may therefore be more vulnerable to adverse developments than larger capitalization companies.

TEMPORARY DEFENSIVE INVESTMENT RISK—The Advisor generally does not attempt to take defensive positions in the Fund in declining markets. Therefore, the Fund may be subject to greater losses in a declining market than a fund that does take defensive positions in declining markets.

TRADING HALT RISK—The Fund typically will hold futures contracts and short-term options. The major exchanges on which these contracts are traded, such as the Chicago Mercantile Exchange, have established limits on how much the trading price of a futures contract or option may decline over various time periods within a day, and may halt trading in a contract that exceeds such limits. If a trading halt occurs, the Fund may temporarily be unable to purchase or sell certain securities, futures contracts or options. Such a trading halt near the time the Fund prices its shares may limit the Fund's ability to fully invest its assets, which could adversely affect performance, and may prevent the Fund from achieving its investment objective.

PERFORMANCE INFORMATION

The following bar chart shows the performance of the shares of the Fund from year to year. The variability of performance over time provides an indication of the risks of investing in the Fund. The following table shows the performance of the shares of the Fund as an average over different periods of time in comparison to the performance of a broad-based market index. The figures in the bar chart and table assume the reinvestment of dividends and capital gains distributions. The performance information below does not reflect fees and expenses of any variable contract that may use the Fund as its underlying investment and would be lower if it did. Of course, this past performance (before taxes) does not necessarily indicate how the Fund will perform in the future.

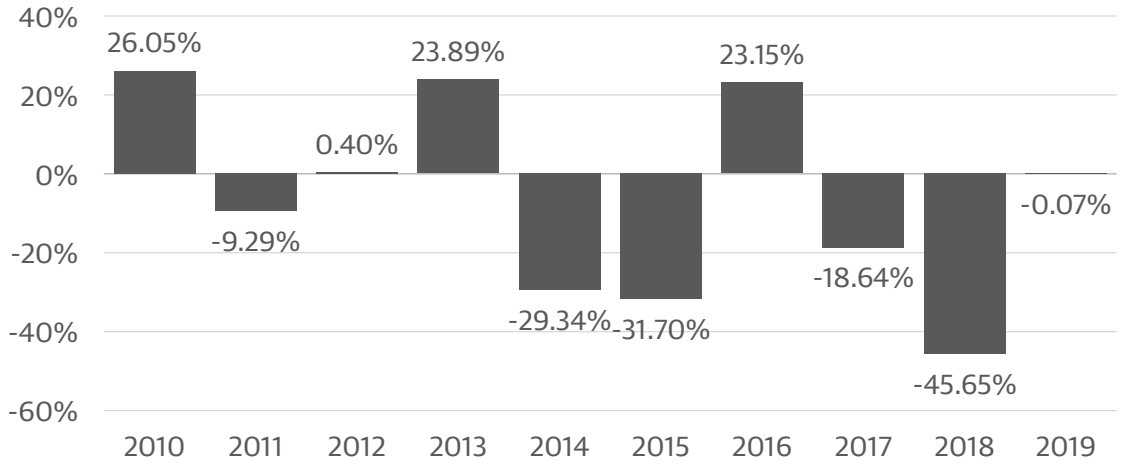

Highest Quarter Return
Q4 2010 24.24%

Lowest Quarter Return
Q4 2018 -42.43%

AVERAGE ANNUAL TOTAL RETURN
(for periods ended December 31, 2019)

	Past 1 Year	Past 5 Years	Past 10 Years
Energy Services Fund	-0.07%	-17.96%	-9.38%
S&P 500® Index *(reflects no deduction for fees, expenses or taxes)*	31.49%	11.70%	13.56%

MANAGEMENT

INVESTMENT ADVISOR
Security Investors, LLC, which operates under the name Guggenheim Investments, serves as the investment adviser of the Fund.

PORTFOLIO MANAGERS
- **Michael P. Byrum**, CFA, Senior Vice President. Mr. Byrum has been associated with the Advisor since 1993.
- **Ryan A. Harder,** CFA, Portfolio Manager. Mr. Harder has been associated with the Advisor since 2004.

PURCHASE AND SALE OF FUND SHARES
Shares of the Fund are purchased by insurance companies for their separate accounts to fund variable life insurance and variable annuity contracts. All orders for the purchase of shares are subject to acceptance or rejection by the Trust. All redemption requests will be processed and payment with respect thereto will be made within seven days after tender.

TAX INFORMATION
The tax consequences of your investment in the Fund depend on the provisions of the annuity or life insurance program through which you invest. For more information on taxes, please refer to the accompanying prospectus of the annuity or life insurance program through which Fund shares are offered.

FINANCIAL SERVICES FUND

INVESTMENT OBJECTIVE

The Financial Services Fund (the "Fund") seeks to provide capital appreciation by investing in companies that are involved in the financial services sector ("Financial Services Companies").

FEES AND EXPENSES OF THE FUND

This table describes the fees and expenses that you may pay if you buy and hold shares of the Fund. Owners of variable annuity and insurance contracts that invest in the Fund also should refer to the variable insurance contract prospectus for a description of fees and expenses that may be deducted at the separate account level or contract level for any charges that may be incurred under a contract. If the information below were to reflect the deduction of insurance charges, fees and expenses would be higher.

SHAREHOLDER FEES *(fees paid directly from your investment)*	N/A
ANNUAL FUND OPERATING EXPENSES *(expenses that you pay each year as a percentage of the value of your investment)*	
Management Fees	0.85%
Other Expenses	0.97%
Total Annual Fund Operating Expenses	1.82%

EXAMPLE

This Example is intended to help you compare the cost of investing in the Fund with the cost of investing in other mutual funds. The Example does not reflect the fees and expenses which are, or may be, imposed under your variable insurance contract. If the Example were to reflect the deduction of such charges, the costs shown would be greater. The Example assumes that you invest $10,000 in the Fund for the time periods indicated and then redeem all of your shares at the end of those periods. The Example also assumes that your investment has a 5% return each year and that the Fund's operating expenses remain the same. Although your actual costs may be higher or lower, based on these assumptions your costs would be:

1 Year	3 Years	5 Years	10 Years
$185	$573	$985	$2,137

PORTFOLIO TURNOVER

The Fund pays transaction costs, such as commissions, when it buys and sells securities (or "turns over" its portfolio). A higher portfolio turnover rate may indicate higher transaction costs. These costs, which are not reflected in the Total Annual Fund Operating Expenses or the Example, affect the Fund's performance. During the most recent fiscal year, the Fund's portfolio turnover rate was 218% of the average value of its portfolio. The Fund's portfolio turnover rate is calculated without regard to cash instruments and most derivatives. If such instruments were included, the Fund's portfolio turnover rate might be significantly higher.

PRINCIPAL INVESTMENT STRATEGIES

Under normal circumstances, the Fund invests substantially all (at least 80%) of its net assets in equity securities of Financial Services Companies that are traded in the United States and in derivatives, which primarily consist of futures contracts and options on securities, futures contracts, and stock indices. The Advisor employs a proprietary quantitative and qualitative methodology to identify Financial Services Companies in which to invest. The methodology utilizes screens based on price, liquidity, and tradability. Stocks are weighted using a proprietary modified capitalization weighting methodology. The portfolio may be further adjusted to comply with regulatory investment limitations or as determined appropriate by the Advisor.

The Fund may invest to a significant extent in the securities of Financial Services Companies that have small to mid-sized capitalizations. Financial Service Companies include commercial banks, savings and loan associations, insurance companies, brokerage companies and real-estate investment trusts. The Fund also may purchase American Depositary Receipts ("ADRs") to gain exposure to foreign Financial Services Companies and U.S. government securities. Under

U.S. Securities and Exchange Commission regulations, the Fund may not invest more than 5% of its total assets in the equity securities of any company that derives more than 15% of its revenues from brokerage or investment management activities.

Investments in derivative instruments, such as futures and options, have the economic effect of creating financial leverage in the Fund's portfolio because such investments may give rise to losses that exceed the amount the Fund has invested in those instruments. Financial leverage will magnify, sometimes significantly, the Fund's exposure to any increase or decrease in prices associated with a particular reference asset resulting in increased volatility in the value of the Fund's portfolio. The value of the Fund's portfolio is likely to experience greater volatility over short-term periods. While such financial leverage has the potential to produce greater gains, it also may result in greater losses, which in some cases may cause the Fund to liquidate other portfolio investments at a loss to comply with limits on leverage and asset segregation requirements imposed by the Investment Company Act of 1940 or to meet redemption requests.

In an effort to ensure that the Fund is fully invested on a day-to-day basis, the Fund may conduct any necessary trading activity at or just prior to the close of the U.S. financial markets. As of March 31, 2020, the Fund has significant exposure to the Financials Sector and Real Estate Sector, as each sector is defined by the Global Industry Classification Standard, a widely recognized industry classification methodology developed by MSCI, Inc. and Standard & Poor's Financial Services LLC. Also, as of March 31, 2020, the Fund's investments are concentrated (*i.e.*, more than 25% of its assets) in securities issued by companies in the Capital Markets Industry, a separate industry within the Financials Sector, and Equity Real Estate Investment Trusts (REITs) Industry, a separate industry within the Real Estate Sector.

PRINCIPAL RISKS

As with all mutual funds, a shareholder is subject to the risk that his or her investment could lose money. In addition to this risk, the Fund is subject to the principal risks described below.

DEPOSITARY RECEIPT RISK—The Fund may hold the securities of non-U.S. companies in the form of ADRs. The underlying securities of the ADRs in the Fund's portfolio are subject to fluctuations in foreign currency exchange rates that may affect the value of the Fund's portfolio. In addition, the value of the securities underlying the ADRs may change materially when the U.S. markets are not open for trading. Investments in the underlying foreign securities also involve political and economic risks distinct from those associated with investing in the securities of U.S. issuers.

DERIVATIVES RISK—The Fund's investments in derivatives may pose risks in addition to and greater than those associated with investing directly in securities or other investments, including risks relating to leverage, imperfect correlations with underlying investments or the Fund's other portfolio holdings, high price volatility, lack of availability, counterparty credit, liquidity, valuation and legal restrictions. Their use is a highly specialized activity that involves investment techniques and risks different from those associated with ordinary portfolio securities transactions. If the Advisor is incorrect about its expectations of market conditions, the use of derivatives could also result in a loss, which in some cases may be unlimited. Certain risks are specific to the derivatives in which the Fund invests.

> **FUTURES CONTRACTS RISK**—Futures contracts are typically exchange-traded contracts that call for the future delivery of an asset at a certain price and date, or cash settlement of the terms of the contract. Risks of futures contracts may be caused by an imperfect correlation between movements in the price of the instruments and the price of the underlying securities. In addition, there is the risk that the Fund may not be able to enter into a closing transaction because of an illiquid market. Exchanges can limit the number of positions that can be held or controlled by the Fund or the Advisor, thus limiting the ability to implement the Fund's strategies. Futures markets are highly volatile and the use of futures may increase the volatility of the Fund's net asset value ("NAV"). Futures also are subject to leverage risks and to liquidity risk.
>
> **OPTIONS CONTRACTS RISK**—Options or options on futures contracts give the holder of the option the right to buy (or to sell) a position in a security or in a contract to the writer of the option, at a certain price. They are subject to correlation risk because there may be an imperfect correlation between the options and the securities markets that cause a given transaction to fail to achieve its objectives. The successful use of options depends on the Advisor's ability to correctly predict future price fluctuations and the degree of correlation between the options and securities markets. Exchanges can limit the number of positions that can be held or controlled by

the Fund or the Advisor, thus limiting the ability to implement the Fund's strategies. Options also are particularly subject to leverage risk and can be subject to liquidity risk.

EARLY CLOSING RISK—The Fund is subject to the risk that unanticipated early closings of securities exchanges and other financial markets may result in the Fund's inability to buy or sell securities or other financial instruments on that day and may cause the Fund to incur substantial trading losses.

EQUITY RISK—The Fund is subject to the risk that the value of the equity securities and equity-based derivatives in the Fund's portfolio will decline due to volatility in the equity market caused by general market and economic conditions, perceptions regarding particular industries represented in the equity market, or factors relating to specific companies to which the Fund has investment exposure.

FOREIGN ISSUER EXPOSURE RISK—The Fund may invest in securities of foreign companies directly, or in financial instruments that are indirectly linked to the performance of foreign issuers, such as ADRs. The Fund's exposure to foreign issuers and investments in foreign securities, if any, are subject to additional risks in comparison to U.S. securities and U.S. issuers, including currency fluctuations, adverse political and economic developments, unreliable or untimely information, less liquidity, limited legal recourse and higher transactional costs.

INDUSTRY CONCENTRATION RISK—The Fund expects to concentrate (*i.e.*, invest more than 25% of its net assets) its investments in a limited number of issuers conducting business in the same industry or group of related industries. To the extent the Fund does so, the Fund is more vulnerable to adverse market, economic, regulatory, political or other developments affecting that industry or group of related industries than a fund that invests its assets more broadly. As of March 31, 2020, the Fund's investments are concentrated in securities issued by companies in the industries described below.

Capital Markets Industry. As a result of the Fund's concentration in the Capital Markets Industry, the Fund is subject to the risks associated with that Industry. The Capital Markets Industry includes financial institutions primarily engaged in the following businesses: investment management and/or related custody and securities fee-based services, such as companies operating mutual funds, closed-end funds and unit investment trusts; investment banking and brokerage services, such as equity and debt underwriting, mergers and acquisitions and securities lending and advisory services; and diversified capital markets activities, including a significant presence in at least two of the following areas: large/major corporate lending, investment banking, brokerage and asset management. The Capital Markets Industry also includes financial exchanges for securities, commodities, derivatives and other financial instruments, and providers of financial decision support tools and products including ratings agencies. Companies in the Capital Markets Industry may be significantly affected by stock and bank trading activity, continuing increases in price competition, decreases in fees or fee-related business, including investment banking, brokerage, asset management and other servicing fees, fluctuations in interest rates and other factors that could adversely affect financial markets. Legislative or regulatory changes and increased government supervision also may affect companies in the Capital Markets Industry. The Capital Markets Industry is a separate industry within the Financials Sector.

Equity Real Estate Investment Trusts (REITs) Industry. As a result of the Fund's concentration in the Equity Real Estate Investment Trusts (REITs) Industry, the Fund is subject to the risks associated with that Industry. The Equity Real Estate Investment Trusts (REITs) Industry is a separate industry within the Real Estate Sector that includes companies or trusts engaged in the acquisition, development, ownership, leasing, management and operation of: hotel and resort properties (hotel & resort REITs); office properties (office REITs); properties serving the health care industry, including hospitals, nursing homes and assisted living properties (health care REITs); residential properties, including multi-family homes, apartments, manufactured homes and student housing properties (residential REITs); shopping malls, outlet malls and neighborhood and community shopping centers (retail REITs); and other specialized properties including storage and other properties that do not generate a majority of their revenues and income from real estate rental and leasing operations (specialized REITS). For information regarding the Fund's investments in the Equity Real Estate Investment Trusts (REITs) Industry and real estate investment trusts, see "Sector Risk" and "Real Estate Investment Trust (REIT) Risk" below.

MARKET RISK—The market value of the securities and derivatives held by the Fund may fluctuate over time in response to factors affecting individual companies or other factors such as changing economic, political or financial markets.

MID-CAPITALIZATION SECURITIES RISK—The Fund is subject to the risk that medium-capitalization stocks may underperform other segments of the equity market or the equity market as a whole. Securities of medium-capitalization companies may experience more price volatility, greater spreads between their bid and ask prices, lower trading volumes, and cyclical or static growth prospects. Medium-capitalization companies often have limited product lines, markets or financial resources, and may therefore be more vulnerable to adverse developments than larger capitalization companies.

PORTFOLIO TURNOVER RISK—The Fund's strategy may frequently involve buying and selling portfolio securities, which may lead to increased costs to the Fund. Portfolio turnover risk may cause the Fund's performance to be less than you expect.

REAL ESTATE INVESTMENT TRUST ("REIT") RISK—REITs are securities that invest substantially all of their assets in real estate, trade like stocks and may qualify for special tax considerations. Investments in REITs subject the Fund to risks associated with the direct ownership of real estate. Market conditions or events affecting the overall real estate and REIT markets, such as declining property values or rising interest rates, could have a negative impact on the real estate market and the value of REITs in general. REITs may be affected by changes in the value of the underlying property owned by the trusts, economic downturns which may have a material effect on the real estate in which the REITs invest and their underlying portfolio securities. Further, REITs are dependent upon specialized management skills and may have their investments in relatively few properties, or in a small geographic area or a single property type. Failure of a company to qualify as a REIT under federal tax law may have adverse consequences to the Fund. In addition, REITs have their own expenses, and the Fund will bear a proportionate share of those expenses.

REGULATORY AND LEGAL RISK—U.S. and non-U.S. governmental agencies and other regulators regularly implement additional regulations and legislators pass new laws that affect the investments held by the Fund, the strategies used by the Fund or the level of regulation or taxation applying to the Fund (such as regulations related to investments in derivatives and other transactions). These regulations and laws impact the investment strategies, performance, costs and operations of the Fund or taxation of shareholders.

SECTOR RISK—The Fund is subject to the Sector Risks described below.

> ***Financials Sector Risk.*** The Fund's investments are exposed to issuers conducting business in the Financials Sector. The Financials Sector includes companies involved in banking, thrifts and mortgage finance, specialized finance, consumer finance, asset management and custody banks, investment banking and brokerage, and insurance. It also includes the Financial Exchanges & Data and Mortgage Real Estate Investment Trusts (REITs) sub-industries. The Fund is subject to the risk that the securities of such issuers will underperform the market as a whole due to legislative or regulatory changes, adverse market conditions and/or increased competition affecting the Financials Sector. Companies operating in the Financials Sector are subject to extensive government regulation, which may limit the financial commitments they can make and the interest rates and fees they can charge. Profitability is largely dependent on the availability and cost of capital funds, and may fluctuate significantly when interest rates change or due to increased competition.
>
> ***Real Estate Sector Risk.*** The Fund's investments are exposed to issuers conducting business in the Real Estate Sector. The Real Estate Sector contains companies operating in real estate development and operations. It also includes companies offering real estate-related services and REITs. The Fund is subject to the risk that the securities of such issuers will underperform the market as a whole due to legislative or regulatory changes, adverse market conditions and/or increased competition affecting the Real Estate Sector. The performance of companies operating in the Real Estate Sector has historically been cyclical and particularly sensitive to the overall economy and market changes, including declines in the value of real estate or, conversely, saturation of the real estate market, economic downturns and defaults by borrowers or tenants during such periods, increases in competition, limited availability of mortgage funds or other limits to accessing the credit or capital markets, and changes in interest rates.

SHAREHOLDER TRADING RISK—The Fund may be used as a tool for certain investors that employ trading strategies involving frequent trading. Such trading strategies may lead to increased portfolio turnover in the Fund and higher transaction costs. Large movements of assets into and out of the Fund due to active or frequent trading also may adversely affect the Fund's ability to achieve its investment objective.

SMALL-CAPITALIZATION SECURITIES RISK—The Fund is subject to the risk that small-capitalization stocks may underperform other segments of the equity market or the equity market as a whole. Small-capitalization companies may be more vulnerable than larger, more established organizations to adverse business or economic developments. Securities of small-capitalization companies may experience much more price volatility, greater spreads between their bid and ask prices, significantly lower trading volumes, and cyclical or static growth prospects. Small-capitalization companies often have limited product lines, markets or financial resources, and may therefore be more vulnerable to adverse developments than larger capitalization companies.

TEMPORARY DEFENSIVE INVESTMENT RISK—The Advisor generally does not attempt to take defensive positions in the Fund in declining markets. Therefore, the Fund may be subject to greater losses in a declining market than a fund that does take defensive positions in declining markets.

TRADING HALT RISK—The Fund typically will hold futures contracts and short-term options. The major exchanges on which these contracts are traded, such as the Chicago Mercantile Exchange, have established limits on how much the trading price of a futures contract or option may decline over various time periods within a day, and may halt trading in a contract that exceeds such limits. If a trading halt occurs, the Fund may temporarily be unable to purchase or sell certain securities, futures contracts or options. Such a trading halt near the time the Fund prices its shares may limit the Fund's ability to fully invest its assets, which could adversely affect performance, and may prevent the Fund from achieving its investment objective.

PERFORMANCE INFORMATION

The following bar chart shows the performance of the shares of the Fund from year to year. The variability of performance over time provides an indication of the risks of investing in the Fund. The following table shows the performance of the shares of the Fund as an average over different periods of time in comparison to the performance of a broad-based market index. The figures in the bar chart and table assume the reinvestment of dividends and capital gains distributions. The performance information below does not reflect fees and expenses of any variable contract that may use the Fund as its underlying investment and would be lower if it did. Of course, this past performance (before taxes) does not necessarily indicate how the Fund will perform in the future.

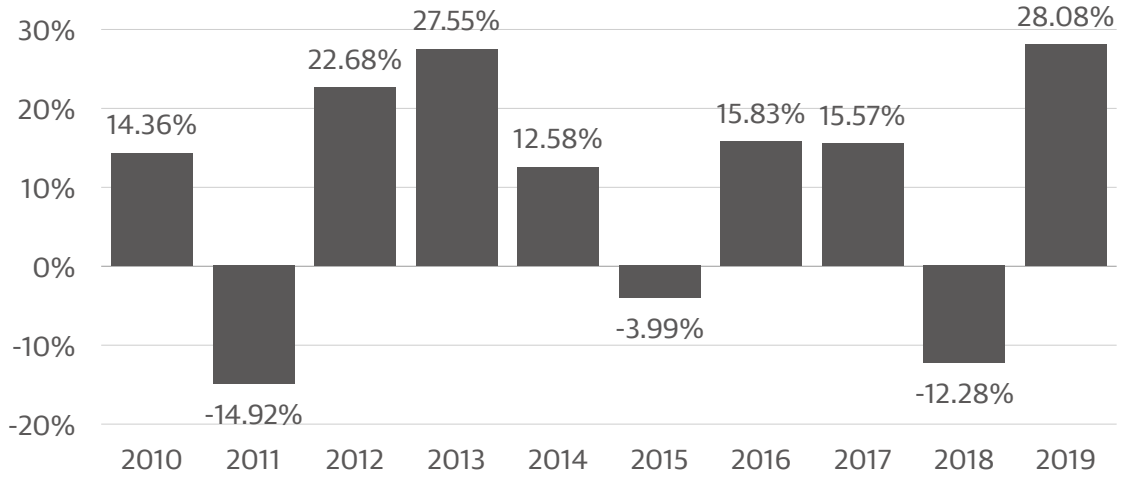

Highest Quarter Return		Lowest Quarter Return	
Q1 2012	17.82%	Q3 2011	-22.72%

AVERAGE ANNUAL TOTAL RETURN

(for periods ended December 31, 2019)

	Past 1 Year	Past 5 Years	Past 10 Years
Financial Services Fund	28.08%	7.63%	9.49%
S&P 500® Index *(reflects no deduction for fees, expenses or taxes)*	31.49%	11.70%	13.56%

MANAGEMENT

INVESTMENT ADVISOR

Security Investors, LLC, which operates under the name Guggenheim Investments, serves as the investment adviser of the Fund.

PORTFOLIO MANAGERS

- **Michael P. Byrum**, CFA, Senior Vice President. Mr. Byrum has been associated with the Advisor since 1993.
- **Ryan A. Harder,** CFA, Portfolio Manager. Mr. Harder has been associated with the Advisor since 2004.

PURCHASE AND SALE OF FUND SHARES

Shares of the Fund are purchased by insurance companies for their separate accounts to fund variable life insurance and variable annuity contracts. All orders for the purchase of shares are subject to acceptance or rejection by the Trust. All redemption requests will be processed and payment with respect thereto will be made within seven days after tender.

TAX INFORMATION

The tax consequences of your investment in the Fund depend on the provisions of the annuity or life insurance program through which you invest. For more information on taxes, please refer to the accompanying prospectus of the annuity or life insurance program through which Fund shares are offered.

HEALTH CARE FUND

INVESTMENT OBJECTIVE

The Health Care Fund (the "Fund") seeks to provide capital appreciation by investing in companies that are involved in the health care industry ("Health Care Companies").

FEES AND EXPENSES OF THE FUND

This table describes the fees and expenses that you may pay if you buy and hold shares of the Fund. Owners of variable annuity and insurance contracts that invest in the Fund also should refer to the variable insurance contract prospectus for a description of fees and expenses that may be deducted at the separate account level or contract level for any charges that may be incurred under a contract. If the information below were to reflect the deduction of insurance charges, fees and expenses would be higher.

SHAREHOLDER FEES *(fees paid directly from your investment)*	N/A
ANNUAL FUND OPERATING EXPENSES *(expenses that you pay each year as a percentage of the value of your investment)*	
Management Fees	0.85%
Other Expenses	0.97%
Total Annual Fund Operating Expenses	1.82%

EXAMPLE

This Example is intended to help you compare the cost of investing in the Fund with the cost of investing in other mutual funds. The Example does not reflect the fees and expenses which are, or may be, imposed under your variable insurance contract. If the Example were to reflect the deduction of such charges, the costs shown would be greater. The Example assumes that you invest $10,000 in the Fund for the time periods indicated and then redeem all of your shares at the end of those periods. The Example also assumes that your investment has a 5% return each year and that the Fund's operating expenses remain the same. Although your actual costs may be higher or lower, based on these assumptions your costs would be:

1 Year	3 Years	5 Years	10 Years
$185	$573	$985	$2,137

PORTFOLIO TURNOVER

The Fund pays transaction costs, such as commissions, when it buys and sells securities (or "turns over" its portfolio). A higher portfolio turnover rate may indicate higher transaction costs. These costs, which are not reflected in the Total Annual Fund Operating Expenses or the Example, affect the Fund's performance. During the most recent fiscal year, the Fund's portfolio turnover rate was 150% of the average value of its portfolio. The Fund's portfolio turnover rate is calculated without regard to cash instruments and most derivatives. If such instruments were included, the Fund's portfolio turnover rate might be significantly higher.

PRINCIPAL INVESTMENT STRATEGIES

Under normal circumstances, the Fund invests substantially all (at least 80%) of its net assets in equity securities of Health Care Companies that are traded in the United States and in derivatives, which primarily consist of futures contracts and options on securities, futures contracts, and stock indices. The Advisor employs a proprietary quantitative and qualitative methodology to identify Health Care Companies in which to invest. The methodology utilizes screens based on price, liquidity, and tradability. Stocks are weighted using a proprietary modified capitalization weighting methodology. The portfolio may be further adjusted to comply with regulatory investment limitations or as determined appropriate by the Advisor.

The Fund may invest to a significant extent in the securities of Health Care Companies that have small to mid-sized capitalizations. Health Care Companies include pharmaceutical companies, companies involved in the research and development of pharmaceutical products and services, companies involved in the operation of health care facilities, and other companies involved in the design, manufacture, or sale of health care related products or services. The

Fund also may purchase American Depositary Receipts ("ADRs") to gain exposure to foreign Health Care Companies and U.S. government securities.

Investments in derivative instruments, such as futures and options, have the economic effect of creating financial leverage in the Fund's portfolio because such investments may give rise to losses that exceed the amount the Fund has invested in those instruments. Financial leverage will magnify, sometimes significantly, the Fund's exposure to any increase or decrease in prices associated with a particular reference asset resulting in increased volatility in the value of the Fund's portfolio. The value of the Fund's portfolio is likely to experience greater volatility over short-term periods. While such financial leverage has the potential to produce greater gains, it also may result in greater losses, which in some cases may cause the Fund to liquidate other portfolio investments at a loss to comply with limits on leverage and asset segregation requirements imposed by the Investment Company Act of 1940 or to meet redemption requests.

In an effort to ensure that the Fund is fully invested on a day-to-day basis, the Fund may conduct any necessary trading activity at or just prior to the close of the U.S. financial markets. As of March 31, 2020, the Fund has significant exposure to the Health Care Sector, as that sector is defined by the Global Industry Classification Standard, a widely recognized industry classification methodology developed by MSCI, Inc. and Standard & Poor's Financial Services LLC. Also, as of March 31, 2020, the Fund's investments are concentrated (*i.e.*, more than 25% of its assets) in securities issued by companies in the Healthcare Equipment and Supplies Industry, a separate industry within the Health Care Sector.

PRINCIPAL RISKS

As with all mutual funds, a shareholder is subject to the risk that his or her investment could lose money. In addition to this risk, the Fund is subject to the principal risks described below.

DEPOSITARY RECEIPT RISK—The Fund may hold the securities of non-U.S. companies in the form of ADRs. The underlying securities of the ADRs in the Fund's portfolio are subject to fluctuations in foreign currency exchange rates that may affect the value of the Fund's portfolio. In addition, the value of the securities underlying the ADRs may change materially when the U.S. markets are not open for trading. Investments in the underlying foreign securities also involve political and economic risks distinct from those associated with investing in the securities of U.S. issuers.

DERIVATIVES RISK—The Fund's investments in derivatives may pose risks in addition to and greater than those associated with investing directly in securities or other investments, including risks relating to leverage, imperfect correlations with underlying investments or the Fund's other portfolio holdings, high price volatility, lack of availability, counterparty credit, liquidity, valuation and legal restrictions. Their use is a highly specialized activity that involves investment techniques and risks different from those associated with ordinary portfolio securities transactions. If the Advisor is incorrect about its expectations of market conditions, the use of derivatives could also result in a loss, which in some cases may be unlimited. Certain risks are specific to the derivatives in which the Fund invests.

> **FUTURES CONTRACTS RISK**—Futures contracts are typically exchange-traded contracts that call for the future delivery of an asset at a certain price and date, or cash settlement of the terms of the contract. Risks of futures contracts may be caused by an imperfect correlation between movements in the price of the instruments and the price of the underlying securities. In addition, there is the risk that the Fund may not be able to enter into a closing transaction because of an illiquid market. Exchanges can limit the number of positions that can be held or controlled by the Fund or the Advisor, thus limiting the ability to implement the Fund's strategies. Futures markets are highly volatile and the use of futures may increase the volatility of the Fund's net asset value ("NAV"). Futures also are subject to leverage risks and to liquidity risk.
>
> **OPTIONS CONTRACTS RISK**—Options or options on futures contracts give the holder of the option the right to buy (or to sell) a position in a security or in a contract to the writer of the option, at a certain price. They are subject to correlation risk because there may be an imperfect correlation between the options and the securities markets that cause a given transaction to fail to achieve its objectives. The successful use of options depends on the Advisor's ability to correctly predict future price fluctuations and the degree of correlation between the options and securities markets. Exchanges can limit the number of positions that can be held or controlled by the Fund or the Advisor, thus limiting the ability to implement the Fund's strategies. Options also are particularly subject to leverage risk and can be subject to liquidity risk.

EARLY CLOSING RISK—The Fund is subject to the risk that unanticipated early closings of securities exchanges and other financial markets may result in the Fund's inability to buy or sell securities or other financial instruments on that day and may cause the Fund to incur substantial trading losses.

EQUITY RISK—The Fund is subject to the risk that the value of the equity securities and equity-based derivatives in the Fund's portfolio will decline due to volatility in the equity market caused by general market and economic conditions, perceptions regarding particular industries represented in the equity market, or factors relating to specific companies to which the Fund has investment exposure.

FOREIGN ISSUER EXPOSURE RISK—The Fund may invest in securities of foreign companies directly, or in financial instruments that are indirectly linked to the performance of foreign issuers, such as ADRs. The Fund's exposure to foreign issuers and investments in foreign securities, if any, are subject to additional risks in comparison to U.S. securities and U.S. issuers, including currency fluctuations, adverse political and economic developments, unreliable or untimely information, less liquidity, limited legal recourse and higher transactional costs.

INDUSTRY CONCENTRATION RISK—The Fund expects to concentrate (*i.e.*, invest more than 25% of its net assets) its investments in a limited number of issuers conducting business in the same industry or group of related industries. To the extent the Fund does so, the Fund is more vulnerable to adverse market, economic, regulatory, political or other developments affecting that industry or group of related industries than a fund that invests its assets more broadly. As of March 31, 2020, the Fund's investments are concentrated in securities issued by companies in the Health Care Equipment & Supplies Industry. As a result of the Fund's concentration in the Health Care Equipment & Supplies Industry, the Fund is subject to the risks associated with that Industry. The Health Care Equipment & Supplies Industry includes manufacturers of health care equipment and devices, including medical instruments, drug delivery systems, cardiovascular and orthopedic devices, and diagnostic equipment. It also includes manufacturers of health care supplies and medical products, including eye care products, hospital supplies, and safety needle and syringe devices. The prices of the securities of companies operating in the Health Care Equipment & Supplies Industry may fluctuate widely due to government regulation and approval of health care products and services, which can have a significant effect on their price and availability. The types of products or services produced or provided by these companies also may quickly become obsolete. In addition, liability for products that are later alleged to be harmful or unsafe may be substantial, and may have a significant impact on a health care company's market value and/or share price. Legislative or regulatory changes and increased government supervision also may affect companies in the Health Care Equipment & Supplies Industry. The Health Care Equipment & Supplies Industry is a separate industry within the Health Care Sector.

MARKET RISK—The market value of the securities and derivatives held by the Fund may fluctuate over time in response to factors affecting individual companies or other factors such as changing economic, political or financial markets.

MID-CAPITALIZATION SECURITIES RISK—The Fund is subject to the risk that medium-capitalization stocks may underperform other segments of the equity market or the equity market as a whole. Securities of medium-capitalization companies may experience more price volatility, greater spreads between their bid and ask prices, lower trading volumes, and cyclical or static growth prospects. Medium-capitalization companies often have limited product lines, markets or financial resources, and may therefore be more vulnerable to adverse developments than larger capitalization companies.

PORTFOLIO TURNOVER RISK—The Fund's strategy may frequently involve buying and selling portfolio securities, which may lead to increased costs to the Fund. Portfolio turnover risk may cause the Fund's performance to be less than you expect.

REGULATORY AND LEGAL RISK—U.S. and non-U.S. governmental agencies and other regulators regularly implement additional regulations and legislators pass new laws that affect the investments held by the Fund, the strategies used by the Fund or the level of regulation or taxation applying to the Fund (such as regulations related to investments in derivatives and other transactions). These regulations and laws impact the investment strategies, performance, costs and operations of the Fund or taxation of shareholders.

SECTOR RISK—The Fund is subject to the Sector Risk described below.

> ***Health Care Sector Risk.*** The Fund's investments are exposed to issuers conducting business in the Health Care Sector. The Health Care Sector includes health care providers and services, companies that manufacture and distribute health care equipment and supplies, and health care technology companies. It also includes companies involved in the research, development, production and marketing of pharmaceuticals and biotechnology products. The Fund is subject to the risk that the securities of such issuers will underperform the market as a whole due to legislative or regulatory changes, adverse market conditions and/or increased competition affecting the Health Care Sector. The prices of the securities of companies operating in the Health Care Sector are closely tied to government regulation and approval of their products and services, which can have a significant effect on the price and availability of those products and services.

SHAREHOLDER TRADING RISK—The Fund may be used as a tool for certain investors that employ trading strategies involving frequent trading. Such trading strategies may lead to increased portfolio turnover in the Fund and higher transaction costs. Large movements of assets into and out of the Fund due to active or frequent trading also may adversely affect the Fund's ability to achieve its investment objective.

SMALL-CAPITALIZATION SECURITIES RISK—The Fund is subject to the risk that small-capitalization stocks may underperform other segments of the equity market or the equity market as a whole. Small-capitalization companies may be more vulnerable than larger, more established organizations to adverse business or economic developments. Securities of small-capitalization companies may experience much more price volatility, greater spreads between their bid and ask prices, significantly lower trading volumes, and cyclical or static growth prospects. Small-capitalization companies often have limited product lines, markets or financial resources, and may therefore be more vulnerable to adverse developments than larger capitalization companies.

TEMPORARY DEFENSIVE INVESTMENT RISK—The Advisor generally does not attempt to take defensive positions in the Fund in declining markets. Therefore, the Fund may be subject to greater losses in a declining market than a fund that does take defensive positions in declining markets.

TRADING HALT RISK—The Fund typically will hold futures contracts and short-term options. The major exchanges on which these contracts are traded, such as the Chicago Mercantile Exchange, have established limits on how much the trading price of a futures contract or option may decline over various time periods within a day, and may halt trading in a contract that exceeds such limits. If a trading halt occurs, the Fund may temporarily be unable to purchase or sell certain securities, futures contracts or options. Such a trading halt near the time the Fund prices its shares may limit the Fund's ability to fully invest its assets, which could adversely affect performance, and may prevent the Fund from achieving its investment objective.

PERFORMANCE INFORMATION

The following bar chart shows the performance of the shares of the Fund from year to year. The variability of performance over time provides an indication of the risks of investing in the Fund. The following table shows the performance of the shares of the Fund as an average over different periods of time in comparison to the performance of a broad-based market index. The figures in the bar chart and table assume the reinvestment of dividends and capital gains distributions. The performance information below does not reflect fees and expenses of any variable contract that may use the Fund as its underlying investment and would be lower if it did. Of course, this past performance (before taxes) does not necessarily indicate how the Fund will perform in the future.

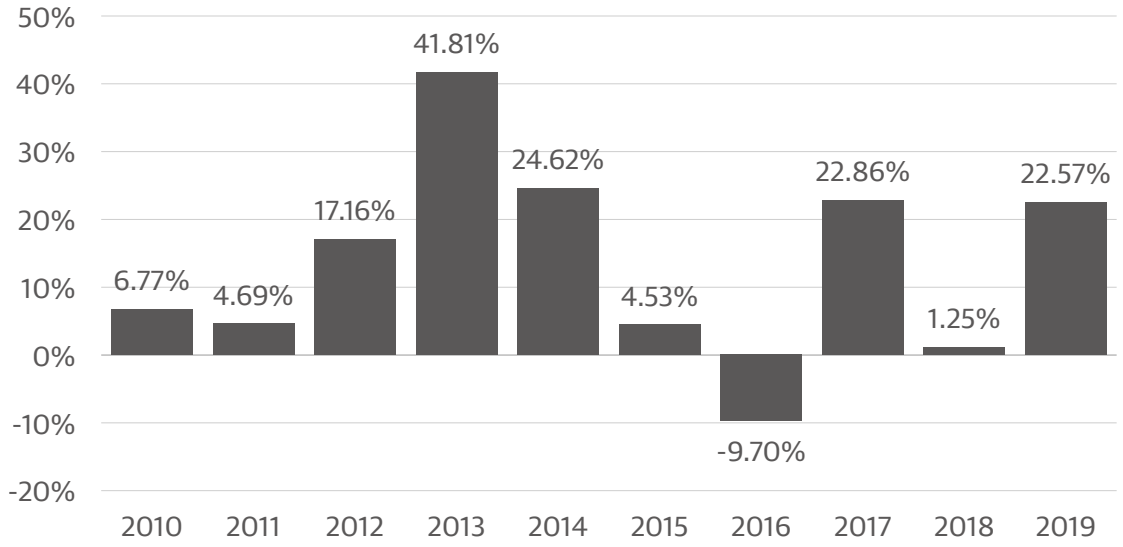

Highest Quarter Return
Q1 2013 14.07%

Lowest Quarter Return
Q3 2011 -14.52%

AVERAGE ANNUAL TOTAL RETURN
(for periods ended December 31, 2019)

	Past 1 Year	Past 5 Years	Past 10 Years
Health Care Fund	22.57%	7.55%	12.79%
S&P 500® Index *(reflects no deduction for fees, expenses or taxes)*	31.49%	11.70%	13.56%

MANAGEMENT

INVESTMENT ADVISOR

Security Investors, LLC, which operates under the name Guggenheim Investments, serves as the investment adviser of the Fund.

PORTFOLIO MANAGERS

- **Michael P. Byrum**, CFA, Senior Vice President. Mr. Byrum has been associated with the Advisor since 1993.
- **Ryan A. Harder,** CFA, Portfolio Manager. Mr. Harder has been associated with the Advisor since 2004.

PURCHASE AND SALE OF FUND SHARES

Shares of the Fund are purchased by insurance companies for their separate accounts to fund variable life insurance and variable annuity contracts. All orders for the purchase of shares are subject to acceptance or rejection by the Trust. All redemption requests will be processed and payment with respect thereto will be made within seven days after tender.

TAX INFORMATION

The tax consequences of your investment in the Fund depend on the provisions of the annuity or life insurance program through which you invest. For more information on taxes, please refer to the accompanying prospectus of the annuity or life insurance program through which Fund shares are offered.

INTERNET FUND

INVESTMENT OBJECTIVE

The Internet Fund (the "Fund") seeks to provide capital appreciation by investing in companies that provide products or services designed for or related to the Internet ("Internet Companies").

FEES AND EXPENSES OF THE FUND

This table describes the fees and expenses that you may pay if you buy and hold shares of the Fund. Owners of variable annuity and insurance contracts that invest in the Fund also should refer to the variable insurance contract prospectus for a description of fees and expenses that may be deducted at the separate account level or contract level for any charges that may be incurred under a contract. If the information below were to reflect the deduction of insurance charges, fees and expenses would be higher.

SHAREHOLDER FEES *(fees paid directly from your investment)*	N/A
ANNUAL FUND OPERATING EXPENSES *(expenses that you pay each year as a percentage of the value of your investment)*	
Management Fees	0.85%
Other Expenses	0.97%
Total Annual Fund Operating Expenses	1.82%

EXAMPLE

This Example is intended to help you compare the cost of investing in the Fund with the cost of investing in other mutual funds. The Example does not reflect the fees and expenses which are, or may be, imposed under your variable insurance contract. If the Example were to reflect the deduction of such charges, the costs shown would be greater. The Example assumes that you invest $10,000 in the Fund for the time periods indicated and then redeem all of your shares at the end of those periods. The Example also assumes that your investment has a 5% return each year and that the Fund's operating expenses remain the same. Although your actual costs may be higher or lower, based on these assumptions your costs would be:

1 Year	3 Years	5 Years	10 Years
$185	$573	$985	$2,137

PORTFOLIO TURNOVER

The Fund pays transaction costs, such as commissions, when it buys and sells securities (or "turns over" its portfolio). A higher portfolio turnover rate may indicate higher transaction costs. These costs, which are not reflected in the Total Annual Fund Operating Expenses or the Example, affect the Fund's performance. During the most recent fiscal year, the Fund's portfolio turnover rate was 319% of the average value of its portfolio. The Fund's portfolio turnover rate is calculated without regard to cash instruments and most derivatives. If such instruments were included, the Fund's portfolio turnover rate might be significantly higher.

PRINCIPAL INVESTMENT STRATEGIES

Under normal circumstances, the Fund invests substantially all (at least 80%) of its net assets in equity securities of Internet Companies that are traded in the United States and in derivatives, which primarily consist of futures contracts and options on securities, futures contracts, and stock indices. The Advisor employs a proprietary quantitative and qualitative methodology to identify Internet Companies in which to invest. The methodology utilizes screens based on price, liquidity, and tradability. Stocks are weighted using a proprietary modified capitalization weighting methodology. The portfolio may be further adjusted to comply with regulatory investment limitations or as determined appropriate by the Advisor.

The Fund may invest to a significant extent in the securities of Internet Companies that have small to mid-sized capitalizations. Internet Companies are involved in all aspects of research, design development, manufacturing or distribution of products or services for use with the Internet or Internet related businesses. Such companies may provide information or entertainment services over the Internet; sell or distribute goods and services over the Internet;

provide infrastructure systems or otherwise provide hardware, software or support that impacts Internet commerce; or provide Internet access to consumers and businesses. Internet companies also may include companies that provide Intranet and Extranet services. The Fund will maintain broad representation of the various industries in the Internet sector. The Fund also may purchase American Depositary Receipts ("ADRs") to gain exposure to foreign Internet Companies and U.S. government securities.

Investments in derivative instruments, such as futures and options, have the economic effect of creating financial leverage in the Fund's portfolio because such investments may give rise to losses that exceed the amount the Fund has invested in those instruments. Financial leverage will magnify, sometimes significantly, the Fund's exposure to any increase or decrease in prices associated with a particular reference asset resulting in increased volatility in the value of the Fund's portfolio. The value of the Fund's portfolio is likely to experience greater volatility over short-term periods. While such financial leverage has the potential to produce greater gains, it also may result in greater losses, which in some cases may cause the Fund to liquidate other portfolio investments at a loss to comply with limits on leverage and asset segregation requirements imposed by the Investment Company Act of 1940 or to meet redemption requests.

In an effort to ensure that the Fund is fully invested on a day-to-day basis, the Fund may conduct any necessary trading activity at or just prior to the close of the U.S. financial markets. As of March 31, 2020, the Fund has significant exposure to the Communication Services Sector, Consumer Discretionary Sector, and Information Technology Sector, as each sector is defined by the Global Industry Classification Standard, a widely recognized industry classification methodology developed by MSCI, Inc. and Standard & Poor's Financial Services LLC. Also, as of March 31, 2020, the Fund's investments are concentrated (*i.e.*, more than 25% of its assets) in securities issued by companies in the Internet & Direct Marketing Retail Industry, a separate industry within the Consumer Discretionary Sector.

PRINCIPAL RISKS

As with all mutual funds, a shareholder is subject to the risk that his or her investment could lose money. In addition to this risk, the Fund is subject to the principal risks described below.

DEPOSITARY RECEIPT RISK—The Fund may hold the securities of non-U.S. companies in the form of ADRs. The underlying securities of the ADRs in the Fund's portfolio are subject to fluctuations in foreign currency exchange rates that may affect the value of the Fund's portfolio. In addition, the value of the securities underlying the ADRs may change materially when the U.S. markets are not open for trading. Investments in the underlying foreign securities also involve political and economic risks distinct from those associated with investing in the securities of U.S. issuers.

DERIVATIVES RISK—The Fund's investments in derivatives may pose risks in addition to and greater than those associated with investing directly in securities or other investments, including risks relating to leverage, imperfect correlations with underlying investments or the Fund's other portfolio holdings, high price volatility, lack of availability, counterparty credit, liquidity, valuation and legal restrictions. Their use is a highly specialized activity that involves investment techniques and risks different from those associated with ordinary portfolio securities transactions. If the Advisor is incorrect about its expectations of market conditions, the use of derivatives could also result in a loss, which in some cases may be unlimited. Certain risks are specific to the derivatives in which the Fund invests.

> **FUTURES CONTRACTS RISK**—Futures contracts are typically exchange-traded contracts that call for the future delivery of an asset at a certain price and date, or cash settlement of the terms of the contract. Risks of futures contracts may be caused by an imperfect correlation between movements in the price of the instruments and the price of the underlying securities. In addition, there is the risk that the Fund may not be able to enter into a closing transaction because of an illiquid market. Exchanges can limit the number of positions that can be held or controlled by the Fund or the Advisor, thus limiting the ability to implement the Fund's strategies. Futures markets are highly volatile and the use of futures may increase the volatility of the Fund's net asset value ("NAV"). Futures also are subject to leverage risks and to liquidity risk.
>
> **OPTIONS CONTRACTS RISK**—Options or options on futures contracts give the holder of the option the right to buy (or to sell) a position in a security or in a contract to the writer of the option, at a certain price. They are subject to correlation risk because there may be an imperfect correlation between the options and the securities markets that cause a given transaction to fail to achieve its objectives. The successful use of options depends on the Advisor's ability to correctly predict future price fluctuations and the degree of correlation between the

options and securities markets. Exchanges can limit the number of positions that can be held or controlled by the Fund or the Advisor, thus limiting the ability to implement the Fund's strategies. Options also are particularly subject to leverage risk and can be subject to liquidity risk.

EARLY CLOSING RISK—The Fund is subject to the risk that unanticipated early closings of securities exchanges and other financial markets may result in the Fund's inability to buy or sell securities or other financial instruments on that day and may cause the Fund to incur substantial trading losses.

EQUITY RISK—The Fund is subject to the risk that the value of the equity securities and equity-based derivatives in the Fund's portfolio will decline due to volatility in the equity market caused by general market and economic conditions, perceptions regarding particular industries represented in the equity market, or factors relating to specific companies to which the Fund has investment exposure.

FOREIGN ISSUER EXPOSURE RISK—The Fund may invest in securities of foreign companies directly, or in financial instruments that are indirectly linked to the performance of foreign issuers, such as ADRs. The Fund's exposure to foreign issuers and investments in foreign securities, if any, are subject to additional risks in comparison to U.S. securities and U.S. issuers, including currency fluctuations, adverse political and economic developments, unreliable or untimely information, less liquidity, limited legal recourse and higher transactional costs.

INDUSTRY CONCENTRATION RISK—The Fund expects to concentrate (*i.e.*, invest more than 25% of its net assets) its investments in a limited number of issuers conducting business in the same industry or group of related industries. To the extent the Fund does so, the Fund is more vulnerable to adverse market, economic, regulatory, political or other developments affecting that industry or group of related industries than a fund that invests its assets more broadly. As of March 31, 2020, the Fund's investments are concentrated in securities issued by companies in the Internet & Direct Marketing Retail Industry. As a result of the Fund's concentration in the Internet & Direct Marketing Retail Industry, the Fund is subject to the risks associated with that Industry. The Internet & Direct Marketing Retail Industry includes companies that provide retail services primarily on the Internet, through mail order, and TV home shopping retailers. The Internet & Direct Marketing Retail Industry relies heavily on consumer spending and the prices of securities of issuers in the Internet & Direct Marketing Retail Industry may fluctuate widely due to general economic conditions, consumer spending and the availability of disposable income, changing consumer tastes and preferences, and consumer demographics. Legislative or regulatory changes and increased government supervision also may affect companies in the Internet & Direct Marketing Retail Industry. The Internet & Direct Marketing Retail Industry is a separate industry within the Consumer Discretionary Sector.

MARKET RISK—The market value of the securities and derivatives held by the Fund may fluctuate over time in response to factors affecting individual companies or other factors such as changing economic, political or financial markets.

MID-CAPITALIZATION SECURITIES RISK—The Fund is subject to the risk that medium-capitalization stocks may underperform other segments of the equity market or the equity market as a whole. Securities of medium-capitalization companies may experience more price volatility, greater spreads between their bid and ask prices, lower trading volumes, and cyclical or static growth prospects. Medium-capitalization companies often have limited product lines, markets or financial resources, and may therefore be more vulnerable to adverse developments than larger capitalization companies.

PORTFOLIO TURNOVER RISK—The Fund's strategy may frequently involve buying and selling portfolio securities, which may lead to increased costs to the Fund. Portfolio turnover risk may cause the Fund's performance to be less than you expect.

REGULATORY AND LEGAL RISK—U.S. and non-U.S. governmental agencies and other regulators regularly implement additional regulations and legislators pass new laws that affect the investments held by the Fund, the strategies used by the Fund or the level of regulation or taxation applying to the Fund (such as regulations related to investments in derivatives and other transactions). These regulations and laws impact the investment strategies, performance, costs and operations of the Fund or taxation of shareholders.

SECTOR RISK—The Fund is subject to the Sector Risks described below.

Communication Services Sector Risk. The Fund's investments are exposed to issuers conducting business in the Communication Services Sector. The Communication Services Sector includes companies that facilitate communication and offer related content and information through various mediums. It includes telecom and media & entertainment companies including producers of interactive gaming products and companies engaged in content and information creation or distribution through proprietary platforms. The Fund is subject to the risk that the securities of such issuers will underperform the market as a whole due to legislative or regulatory changes, adverse market conditions and/or increased competition affecting the Communication Services Sector. The performance of companies operating in the Communication Services Sector has historically been closely tied to the performance of the overall economy, and also is affected by economic growth, consumer confidence, attitudes and spending. Increased sensitivity to short product cycles and aggressive pricing, challenges in bringing products to market and changes in demographics and consumer tastes also can affect the demand for, and success of, communication services products and services in the marketplace.

Consumer Discretionary Sector Risk. The Fund's investments are exposed to issuers conducting business in the Consumer Discretionary Sector. The manufacturing segment of the Consumer Discretionary Sector includes automotive, household durable goods, leisure equipment and textiles and apparel. The services segment includes hotels, restaurants and other leisure facilities, media production and services, and consumer retailing and services. The Fund is subject to the risk that the securities of such issuers will underperform the market as a whole due to legislative or regulatory changes, adverse market conditions and/or increased competition affecting the Consumer Discretionary Sector. The performance of companies operating in the Consumer Discretionary Sector has historically been closely tied to the performance of the overall economy, and also is affected by economic growth, consumer confidence, attitudes and spending. Changes in demographics and consumer tastes also can affect the demand for, and success of, consumer products and services in the marketplace. Moreover, the Consumer Discretionary Sector encompasses those businesses that tend to be the most sensitive to economic cycles.

Information Technology Sector Risk. The Fund's investments are exposed to issuers conducting business in the Information Technology Sector. The Information Technology Sector includes companies that offer software and information technology services, manufacturers and distributors of technology hardware and equipment such as communications equipment, cellular phones, computers and peripherals, electronic equipment and related instruments and semiconductors. The Fund is subject to the risk that the securities of such issuers will underperform the market as a whole due to legislative or regulatory changes, adverse market conditions and/or increased competition affecting the Information Technology Sector. The prices of the securities of companies operating in the Information Technology Sector are closely tied to market competition, increased sensitivity to short product cycles and aggressive pricing, and problems with bringing products to market.

SHAREHOLDER TRADING RISK—The Fund may be used as a tool for certain investors that employ trading strategies involving frequent trading. Such trading strategies may lead to increased portfolio turnover in the Fund and higher transaction costs. Large movements of assets into and out of the Fund due to active or frequent trading also may adversely affect the Fund's ability to achieve its investment objective.

SMALL-CAPITALIZATION SECURITIES RISK—The Fund is subject to the risk that small-capitalization stocks may underperform other segments of the equity market or the equity market as a whole. Small-capitalization companies may be more vulnerable than larger, more established organizations to adverse business or economic developments. Securities of small-capitalization companies may experience much more price volatility, greater spreads between their bid and ask prices, significantly lower trading volumes, and cyclical or static growth prospects. Small-capitalization companies often have limited product lines, markets or financial resources, and may therefore be more vulnerable to adverse developments than larger capitalization companies.

TEMPORARY DEFENSIVE INVESTMENT RISK—The Advisor generally does not attempt to take defensive positions in the Fund in declining markets. Therefore, the Fund may be subject to greater losses in a declining market than a fund that does take defensive positions in declining markets.

TRADING HALT RISK—The Fund typically will hold futures contracts and short-term options. The major exchanges on which these contracts are traded, such as the Chicago Mercantile Exchange, have established limits on how much the trading price of a futures contract or option may decline over various time periods within a day, and may halt trading in a contract that exceeds such limits. If a trading halt occurs, the Fund may temporarily be unable to purchase or sell certain securities, futures contracts or options. Such a trading halt near the time the Fund prices its shares may limit the Fund's ability to fully invest its assets, which could adversely affect performance, and may prevent the Fund from achieving its investment objective.

PERFORMANCE INFORMATION

The following bar chart shows the performance of the shares of the Fund from year to year. The variability of performance over time provides an indication of the risks of investing in the Fund. The following table shows the performance of the shares of the Fund as an average over different periods of time in comparison to the performance of a broad-based market index. The figures in the bar chart and table assume the reinvestment of dividends and capital gains distributions. The performance information below does not reflect fees and expenses of any variable contract that may use the Fund as its underlying investment and would be lower if it did. Of course, this past performance (before taxes) does not necessarily indicate how the Fund will perform in the future.

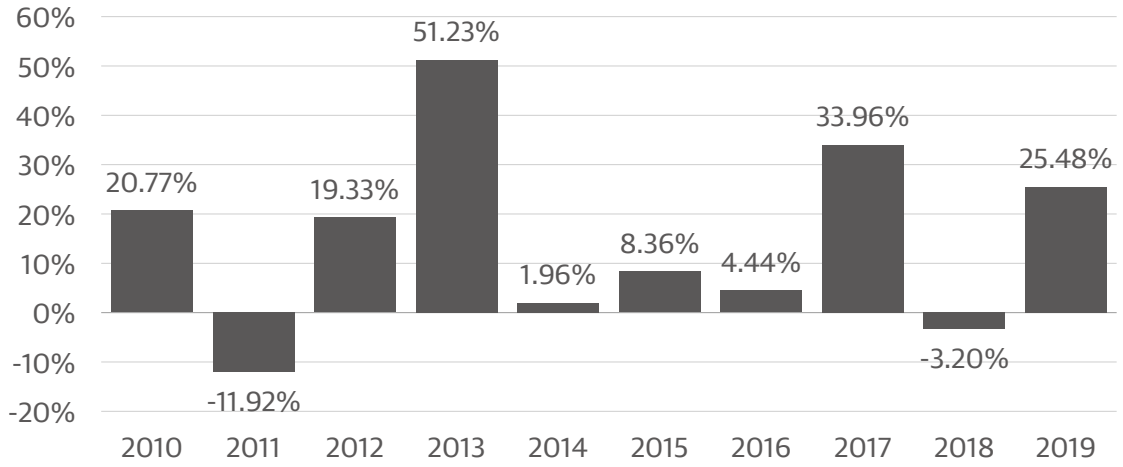

Highest Quarter Return
Q3 2010 23.16%

Lowest Quarter Return
Q3 2011 -19.14%

AVERAGE ANNUAL TOTAL RETURN

(for periods ended December 31, 2019)

	Past 1 Year	Past 5 Years	Past 10 Years
Internet Fund	25.48%	12.98%	13.68%
S&P 500® Index *(reflects no deduction for fees, expenses or taxes)*	31.49%	11.70%	13.56%

MANAGEMENT

INVESTMENT ADVISOR

Security Investors, LLC, which operates under the name Guggenheim Investments, serves as the investment adviser of the Fund.

PORTFOLIO MANAGERS

- **Michael P. Byrum**, CFA, Senior Vice President. Mr. Byrum has been associated with the Advisor since 1993.
- **Ryan A. Harder,** CFA, Portfolio Manager. Mr. Harder has been associated with the Advisor since 2004.

PURCHASE AND SALE OF FUND SHARES

Shares of the Fund are purchased by insurance companies for their separate accounts to fund variable life insurance and variable annuity contracts. All orders for the purchase of shares are subject to acceptance or rejection by the Trust. All redemption requests will be processed and payment with respect thereto will be made within seven days after tender.

TAX INFORMATION

The tax consequences of your investment in the Fund depend on the provisions of the annuity or life insurance program through which you invest. For more information on taxes, please refer to the accompanying prospectus of the annuity or life insurance program through which Fund shares are offered.

LEISURE FUND

INVESTMENT OBJECTIVE

The Leisure Fund (the "Fund") seeks to provide capital appreciation by investing in companies engaged in leisure and entertainment businesses ("Leisure Companies").

FEES AND EXPENSES OF THE FUND

This table describes the fees and expenses that you may pay if you buy and hold shares of the Fund. Owners of variable annuity and insurance contracts that invest in the Fund also should refer to the variable insurance contract prospectus for a description of fees and expenses that may be deducted at the separate account level or contract level for any charges that may be incurred under a contract. If the information below were to reflect the deduction of insurance charges, fees and expenses would be higher.

SHAREHOLDER FEES *(fees paid directly from your investment)*	N/A
ANNUAL FUND OPERATING EXPENSES *(expenses that you pay each year as a percentage of the value of your investment)*	
Management Fees	0.85%
Other Expenses	0.98%
Total Annual Fund Operating Expenses	1.83%

EXAMPLE

This Example is intended to help you compare the cost of investing in the Fund with the cost of investing in other mutual funds. The Example does not reflect the fees and expenses which are, or may be, imposed under your variable insurance contract. If the Example were to reflect the deduction of such charges, the costs shown would be greater. The Example assumes that you invest $10,000 in the Fund for the time periods indicated and then redeem all of your shares at the end of those periods. The Example also assumes that your investment has a 5% return each year and that the Fund's operating expenses remain the same. Although your actual costs may be higher or lower, based on these assumptions your costs would be:

1 Year	3 Years	5 Years	10 Years
$186	$576	$990	$2,148

PORTFOLIO TURNOVER

The Fund pays transaction costs, such as commissions, when it buys and sells securities (or "turns over" its portfolio). A higher portfolio turnover rate may indicate higher transaction costs. These costs, which are not reflected in the Total Annual Fund Operating Expenses or the Example, affect the Fund's performance. During the most recent fiscal year, the Fund's portfolio turnover rate was 224% of the average value of its portfolio. The Fund's portfolio turnover rate is calculated without regard to cash instruments and most derivatives. If such instruments were included, the Fund's portfolio turnover rate might be significantly higher.

PRINCIPAL INVESTMENT STRATEGIES

Under normal circumstances, the Fund invests substantially all (at least 80%) of its net assets in equity securities of Leisure Companies that are traded in the United States and in derivatives, which primarily consist of futures contracts and options on securities, futures contracts, and stock indices. The Advisor employs a proprietary quantitative and qualitative methodology to identify Leisure Companies in which to invest. The methodology utilizes screens based on price, liquidity, and tradability. Stocks are weighted using a proprietary modified capitalization weighting methodology. The portfolio may be further adjusted to comply with regulatory investment limitations or as determined appropriate by the Advisor.

The Fund may invest to a significant extent in the securities of Leisure Companies that have small to mid-sized capitalizations. Leisure Companies are engaged in the design, production, or distribution of goods or services in the leisure industries. Leisure Companies include hotels and resorts, restaurants, casinos, radio and television broadcasting and advertising companies, motion picture production companies, entertainment software companies, toys and

sporting goods manufacturers, musical recording companies, alcohol and tobacco companies, and publishing companies. The Fund also may purchase American Depositary Receipts ("ADRs") to gain exposure to foreign Leisure Companies and U.S. government securities.

Investments in derivative instruments, such as futures and options, have the economic effect of creating financial leverage in the Fund's portfolio because such investments may give rise to losses that exceed the amount the Fund has invested in those instruments. Financial leverage will magnify, sometimes significantly, the Fund's exposure to any increase or decrease in prices associated with a particular reference asset resulting in increased volatility in the value of the Fund's portfolio. The value of the Fund's portfolio is likely to experience greater volatility over short-term periods. While such financial leverage has the potential to produce greater gains, it also may result in greater losses, which in some cases may cause the Fund to liquidate other portfolio investments at a loss to comply with limits on leverage and asset segregation requirements imposed by the Investment Company Act of 1940 or to meet redemption requests.

In an effort to ensure that the Fund is fully invested on a day-to-day basis, the Fund may conduct any necessary trading activity at or just prior to the close of the U.S. financial markets. As of March 31, 2020, the Fund has significant exposure to the Communication Services Sector, Consumer Discretionary Sector, and Consumer Staples Sector, as each sector is defined by the Global Industry Classification Standard, a widely recognized industry classification methodology developed by MSCI, Inc. and Standard & Poor's Financial Services LLC. Also, as of March 31, 2020, the Fund's investments are concentrated (*i.e.*, more than 25% of its assets) in securities issued by companies in the Entertainment Industry, a separate industry within the Communication Services Sector, and Hotels, Restaurants & Leisure Industry, a separate industry within the Consumer Discretionary Sector.

PRINCIPAL RISKS

As with all mutual funds, a shareholder is subject to the risk that his or her investment could lose money. In addition to this risk, the Fund is subject to the principal risks described below.

DEPOSITARY RECEIPT RISK—The Fund may hold the securities of non-U.S. companies in the form of ADRs. The underlying securities of the ADRs in the Fund's portfolio are subject to fluctuations in foreign currency exchange rates that may affect the value of the Fund's portfolio. In addition, the value of the securities underlying the ADRs may change materially when the U.S. markets are not open for trading. Investments in the underlying foreign securities also involve political and economic risks distinct from those associated with investing in the securities of U.S. issuers.

DERIVATIVES RISK—The Fund's investments in derivatives may pose risks in addition to and greater than those associated with investing directly in securities or other investments, including risks relating to leverage, imperfect correlations with underlying investments or the Fund's other portfolio holdings, high price volatility, lack of availability, counterparty credit, liquidity, valuation and legal restrictions. Their use is a highly specialized activity that involves investment techniques and risks different from those associated with ordinary portfolio securities transactions. If the Advisor is incorrect about its expectations of market conditions, the use of derivatives could also result in a loss, which in some cases may be unlimited. Certain risks are specific to the derivatives in which the Fund invests.

> **FUTURES CONTRACTS RISK**—Futures contracts are typically exchange-traded contracts that call for the future delivery of an asset at a certain price and date, or cash settlement of the terms of the contract. Risks of futures contracts may be caused by an imperfect correlation between movements in the price of the instruments and the price of the underlying securities. In addition, there is the risk that the Fund may not be able to enter into a closing transaction because of an illiquid market. Exchanges can limit the number of positions that can be held or controlled by the Fund or the Advisor, thus limiting the ability to implement the Fund's strategies. Futures markets are highly volatile and the use of futures may increase the volatility of the Fund's net asset value ("NAV"). Futures also are subject to leverage risks and to liquidity risk.
>
> **OPTIONS CONTRACTS RISK**—Options or options on futures contracts give the holder of the option the right to buy (or to sell) a position in a security or in a contract to the writer of the option, at a certain price. They are subject to correlation risk because there may be an imperfect correlation between the options and the securities markets that cause a given transaction to fail to achieve its objectives. The successful use of options depends on the Advisor's ability to correctly predict future price fluctuations and the degree of correlation between the options and securities markets. Exchanges can limit the number of positions that can be held or controlled by

the Fund or the Advisor, thus limiting the ability to implement the Fund's strategies. Options also are particularly subject to leverage risk and can be subject to liquidity risk.

EARLY CLOSING RISK—The Fund is subject to the risk that unanticipated early closings of securities exchanges and other financial markets may result in the Fund's inability to buy or sell securities or other financial instruments on that day and may cause the Fund to incur substantial trading losses.

EQUITY RISK—The Fund is subject to the risk that the value of the equity securities and equity-based derivatives in the Fund's portfolio will decline due to volatility in the equity market caused by general market and economic conditions, perceptions regarding particular industries represented in the equity market, or factors relating to specific companies to which the Fund has investment exposure.

FOREIGN ISSUER EXPOSURE RISK—The Fund may invest in securities of foreign companies directly, or in financial instruments that are indirectly linked to the performance of foreign issuers, such as ADRs. The Fund's exposure to foreign issuers and investments in foreign securities, if any, are subject to additional risks in comparison to U.S. securities and U.S. issuers, including currency fluctuations, adverse political and economic developments, unreliable or untimely information, less liquidity, limited legal recourse and higher transactional costs.

INDUSTRY CONCENTRATION RISK—The Fund expects to concentrate (*i.e.*, invest more than 25% of its net assets) its investments in a limited number of issuers conducting business in the same industry or group of related industries. To the extent the Fund does so, the Fund is more vulnerable to adverse market, economic, regulatory, political or other developments affecting that industry or group of related industries than a fund that invests its assets more broadly. As of March 31, 2020, the Fund's investments are concentrated in securities issued by companies in the industries described below.

Entertainment Industry. As a result of the Fund's concentration in the Entertainment Industry, the Fund is subject to the risks associated with that Industry. The Entertainment Industry is highly competitive and relies on consumer spending and the availability of disposable income for success. The prices of the securities of companies in the Entertainment Industry may fluctuate widely due to competitive pressures, heavy expenses incurred for research and development of products, problems related to bringing products to market, consumer preferences and rapid obsolescence of products. Legislative or regulatory changes and increased government supervision also may affect companies in the Entertainment Industry. The Entertainment Industry is a separate industry within the Communication Services Sector.

Hotels, Restaurants & Leisure Industry. As a result of the Fund's concentration in the Hotels, Restaurants & Leisure Industry, the Fund is subject to the risks associated with that Industry. The Hotels, Restaurants & Leisure Industry includes owners and operators of casinos and gaming facilities, hotels, resorts and cruise-ships, other leisure facilities (*e.g.*, sport and fitness centers, stadiums, golf courses and amusement parks) and restaurants, bars, pubs, fast-food or take-out facilities. The Hotels, Restaurants & Leisure Industry is highly competitive and relies heavily on consumer spending for success. The prices of securities of companies in the Hotels, Restaurants & Leisure Industry may fluctuate widely due to general economic conditions, consumer spending and the availability of disposable income, changing consumer tastes and preferences and consumer demographics. Companies involved in the Hotels, Restaurants and Leisure Industry may be affected by the availability and expense of liability insurance. In addition, restaurants may be affected by nutritional and health concerns, and federal, state and local food inspection and processing controls. Legislative or regulatory changes and increased government supervision also may affect companies in the Hotels, Restaurants & Leisure Industry. The Hotels, Restaurants & Leisure Industry is a separate industry within the Consumer Discretionary Sector.

MARKET RISK—The market value of the securities and derivatives held by the Fund may fluctuate over time in response to factors affecting individual companies or other factors such as changing economic, political or financial markets.

MID-CAPITALIZATION SECURITIES RISK—The Fund is subject to the risk that medium-capitalization stocks may underperform other segments of the equity market or the equity market as a whole. Securities of medium-capitalization companies may experience more price volatility, greater spreads between their bid and ask prices, lower trading volumes, and cyclical or static growth prospects. Medium-capitalization companies often have limited product

lines, markets or financial resources, and may therefore be more vulnerable to adverse developments than larger capitalization companies.

PORTFOLIO TURNOVER RISK—The Fund's strategy may frequently involve buying and selling portfolio securities, which may lead to increased costs to the Fund. Portfolio turnover risk may cause the Fund's performance to be less than you expect.

REGULATORY AND LEGAL RISK—U.S. and non-U.S. governmental agencies and other regulators regularly implement additional regulations and legislators pass new laws that affect the investments held by the Fund, the strategies used by the Fund or the level of regulation or taxation applying to the Fund (such as regulations related to investments in derivatives and other transactions). These regulations and laws impact the investment strategies, performance, costs and operations of the Fund or taxation of shareholders.

SECTOR RISK—The Fund is subject to the Sector Risks described below.

Communication Services Sector Risk. The Fund's investments are exposed to issuers conducting business in the Communication Services Sector. The Communication Services Sector includes companies that facilitate communication and offer related content and information through various mediums. It includes telecom and media & entertainment companies including producers of interactive gaming products and companies engaged in content and information creation or distribution through proprietary platforms. The Fund is subject to the risk that the securities of such issuers will underperform the market as a whole due to legislative or regulatory changes, adverse market conditions and/or increased competition affecting the Communication Services Sector. The performance of companies operating in the Communication Services Sector has historically been closely tied to the performance of the overall economy, and also is affected by economic growth, consumer confidence, attitudes and spending. Increased sensitivity to short product cycles and aggressive pricing, challenges in bringing products to market and changes in demographics and consumer tastes also can affect the demand for, and success of, communication services products and services in the marketplace.

Consumer Discretionary Sector Risk. The Fund's investments are exposed to issuers conducting business in the Consumer Discretionary Sector. The manufacturing segment of the Consumer Discretionary Sector includes automotive, household durable goods, leisure equipment and textiles and apparel. The services segment includes hotels, restaurants and other leisure facilities, media production and services, and consumer retailing and services. The Fund is subject to the risk that the securities of such issuers will underperform the market as a whole due to legislative or regulatory changes, adverse market conditions and/or increased competition affecting the Consumer Discretionary Sector. The performance of companies operating in the Consumer Discretionary Sector has historically been closely tied to the performance of the overall economy, and also is affected by economic growth, consumer confidence, attitudes and spending. Changes in demographics and consumer tastes also can affect the demand for, and success of, consumer products and services in the marketplace. Moreover, the Consumer Discretionary Sector encompasses those businesses that tend to be the most sensitive to economic cycles.

Consumer Staples Sector Risk. The Fund's investments are exposed to issuers conducting business in the Consumer Staples Sector. The Consumer Staples Sector includes manufacturers and distributors of food, beverages and tobacco and producers of non-durable household goods and personal products. It also includes food and drug retailing companies as well as hypermarkets and consumer super centers. The Fund is subject to the risk that the securities of such issuers will underperform the market as a whole due to legislative or regulatory changes, adverse market conditions and/or increased competition affecting the Consumer Staples Sector. The performance of companies operating in the Consumer Staples Sector has historically been closely tied to the performance of the overall economy, and also is affected by consumer confidence, demands and preferences, and spending. In addition, companies in the Consumer Staples Sector may be subject to risks pertaining to the supply of, demand for, and prices of raw materials.

SHAREHOLDER TRADING RISK—The Fund may be used as a tool for certain investors that employ trading strategies involving frequent trading. Such trading strategies may lead to increased portfolio turnover in the Fund and higher transaction costs. Large movements of assets into and out of the Fund due to active or frequent trading also may adversely affect the Fund's ability to achieve its investment objective.

SMALL-CAPITALIZATION SECURITIES RISK—The Fund is subject to the risk that small-capitalization stocks may underperform other segments of the equity market or the equity market as a whole. Small-capitalization companies may be more vulnerable than larger, more established organizations to adverse business or economic developments. Securities of small-capitalization companies may experience much more price volatility, greater spreads between their bid and ask prices, significantly lower trading volumes, and cyclical or static growth prospects. Small-capitalization companies often have limited product lines, markets or financial resources, and may therefore be more vulnerable to adverse developments than larger capitalization companies.

TEMPORARY DEFENSIVE INVESTMENT RISK—The Advisor generally does not attempt to take defensive positions in the Fund in declining markets. Therefore, the Fund may be subject to greater losses in a declining market than a fund that does take defensive positions in declining markets.

TRADING HALT RISK—The Fund typically will hold futures contracts and short-term options. The major exchanges on which these contracts are traded, such as the Chicago Mercantile Exchange, have established limits on how much the trading price of a futures contract or option may decline over various time periods within a day, and may halt trading in a contract that exceeds such limits. If a trading halt occurs, the Fund may temporarily be unable to purchase or sell certain securities, futures contracts or options. Such a trading halt near the time the Fund prices its shares may limit the Fund's ability to fully invest its assets, which could adversely affect performance, and may prevent the Fund from achieving its investment objective.

PERFORMANCE INFORMATION

The following bar chart shows the performance of the shares of the Fund from year to year. The variability of performance over time provides an indication of the risks of investing in the Fund. The following table shows the performance of the shares of the Fund as an average over different periods of time in comparison to the performance of a broad-based market index. The figures in the bar chart and table assume the reinvestment of dividends and capital gains distributions. The performance information below does not reflect fees and expenses of any variable contract that may use the Fund as its underlying investment and would be lower if it did. Of course, this past performance (before taxes) does not necessarily indicate how the Fund will perform in the future.

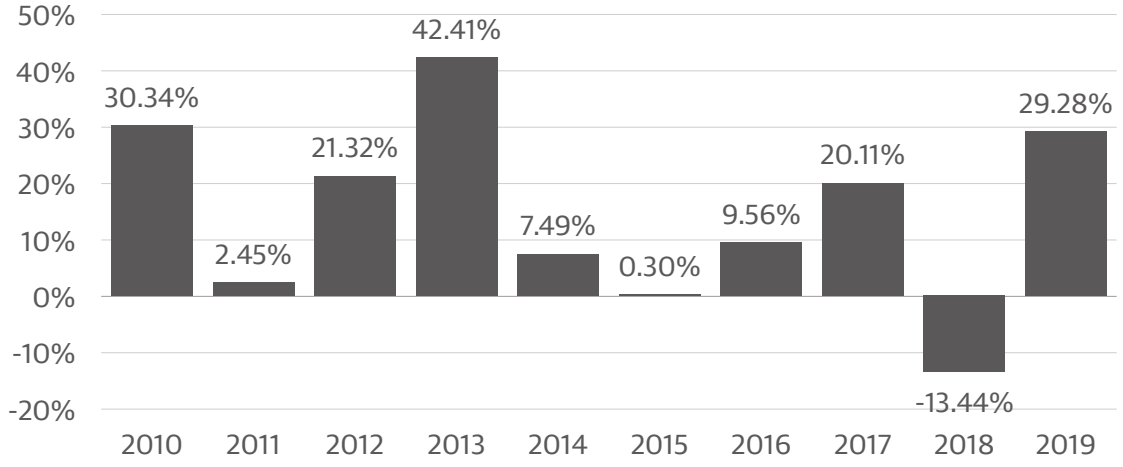

Highest Quarter Return
Q1 2019 16.61%

Lowest Quarter Return
Q3 2011 -18.24%

AVERAGE ANNUAL TOTAL RETURN

(for periods ended December 31, 2019)

	Past 1 Year	Past 5 Years	Past 10 Years
Leisure Fund	29.28%	8.12%	13.86%
S&P 500® Index *(reflects no deduction for fees, expenses or taxes)*	31.49%	11.70%	13.56%

MANAGEMENT

INVESTMENT ADVISOR

Security Investors, LLC, which operates under the name Guggenheim Investments, serves as the investment adviser of the Fund.

PORTFOLIO MANAGERS

- **Michael P. Byrum**, CFA, Senior Vice President. Mr. Byrum has been associated with the Advisor since 1993.
- **Ryan A. Harder,** CFA, Portfolio Manager. Mr. Harder has been associated with the Advisor since 2004.

PURCHASE AND SALE OF FUND SHARES

Shares of the Fund are purchased by insurance companies for their separate accounts to fund variable life insurance and variable annuity contracts. All orders for the purchase of shares are subject to acceptance or rejection by the Trust. All redemption requests will be processed and payment with respect thereto will be made within seven days after tender.

TAX INFORMATION

The tax consequences of your investment in the Fund depend on the provisions of the annuity or life insurance program through which you invest. For more information on taxes, please refer to the accompanying prospectus of the annuity or life insurance program through which Fund shares are offered.

PRECIOUS METALS FUND

INVESTMENT OBJECTIVE

The Precious Metals Fund (the "Fund") seeks to provide capital appreciation by investing in U.S. and foreign companies that are involved in the precious metals sector, including exploration, mining, production and development, and other precious metals related services ("Precious Metals Companies").

FEES AND EXPENSES OF THE FUND

This table describes the fees and expenses that you may pay if you buy and hold shares of the Fund. Owners of variable annuity and insurance contracts that invest in the Fund also should refer to the variable insurance contract prospectus for a description of fees and expenses that may be deducted at the separate account level or contract level for any charges that may be incurred under a contract. If the information below were to reflect the deduction of insurance charges, fees and expenses would be higher.

SHAREHOLDER FEES *(fees paid directly from your investment)*	N/A
ANNUAL FUND OPERATING EXPENSES *(expenses that you pay each year as a percentage of the value of your investment)*	
Management Fees	0.75%
Other Expenses	0.97%
Total Annual Fund Operating Expenses	1.72%

EXAMPLE

This Example is intended to help you compare the cost of investing in the Fund with the cost of investing in other mutual funds. The Example does not reflect the fees and expenses which are, or may be, imposed under your variable insurance contract. If the Example were to reflect the deduction of such charges, the costs shown would be greater. The Example assumes that you invest $10,000 in the Fund for the time periods indicated and then redeem all of your shares at the end of those periods. The Example also assumes that your investment has a 5% return each year and that the Fund's operating expenses remain the same. Although your actual costs may be higher or lower, based on these assumptions your costs would be:

1 Year	3 Years	5 Years	10 Years
$175	$542	$933	$2,030

PORTFOLIO TURNOVER

The Fund pays transaction costs, such as commissions, when it buys and sells securities (or "turns over" its portfolio). A higher portfolio turnover rate may indicate higher transaction costs. These costs, which are not reflected in the Total Annual Fund Operating Expenses or the Example, affect the Fund's performance. During the most recent fiscal year, the Fund's portfolio turnover rate was 180% of the average value of its portfolio. The Fund's portfolio turnover rate is calculated without regard to cash instruments and most derivatives. If such instruments were included, the Fund's portfolio turnover rate might be significantly higher.

PRINCIPAL INVESTMENT STRATEGIES

Under normal circumstances, the Fund invests substantially all (at least 80%) of its net assets in equity securities of Precious Metals Companies that are traded in the United States and in derivatives, which primarily consist of futures contracts and options on securities, futures contracts, and stock indices. The Advisor employs a proprietary quantitative and qualitative methodology to identify Precious Metals Companies in which to invest. The methodology utilizes screens based on price, liquidity, and tradability. Stocks are weighted using a proprietary modified capitalization weighting methodology. The portfolio may be further adjusted to comply with regulatory investment limitations or as determined appropriate by the Advisor.

The Fund may invest to a significant extent in the securities of Precious Metals Companies that have small to mid-sized capitalizations. Precious metals include gold, silver, platinum and other precious metals. Precious Metals Companies include precious metal manufacturers; distributors of precious metal products, such as jewelry, metal foil

or bullion; mining and geological exploration companies; and companies that provide services to Precious Metals Companies. The Fund also may purchase American Depositary Receipts ("ADRs") to gain exposure to foreign Precious Metals Companies and U.S. government securities.

Investments in derivative instruments, such as futures and options, have the economic effect of creating financial leverage in the Fund's portfolio because such investments may give rise to losses that exceed the amount the Fund has invested in those instruments. Financial leverage will magnify, sometimes significantly, the Fund's exposure to any increase or decrease in prices associated with a particular reference asset resulting in increased volatility in the value of the Fund's portfolio. The value of the Fund's portfolio is likely to experience greater volatility over short-term periods. While such financial leverage has the potential to produce greater gains, it also may result in greater losses, which in some cases may cause the Fund to liquidate other portfolio investments at a loss to comply with limits on leverage and asset segregation requirements imposed by the Investment Company Act of 1940 or to meet redemption requests.

In an effort to ensure that the Fund is fully invested on a day-to-day basis, the Fund may conduct any necessary trading activity at or just prior to the close of the U.S. financial markets. As of March 31, 2020, the Fund has significant exposure to the Materials Sector, as that sector is defined by the Global Industry Classification Standard, a widely recognized industry classification methodology developed by MSCI, Inc. and Standard & Poor's Financial Services LLC. Also, as of March 31, 2020, the Fund's investments are concentrated (*i.e.*, more than 25% of its assets) in securities issued by companies in the Metals & Mining Industry, a separate industry within the Materials Sector. The Fund is non-diversified and, therefore, may invest a greater percentage of its assets in a particular issuer in comparison to a diversified fund.

PRINCIPAL RISKS

As with all mutual funds, a shareholder is subject to the risk that his or her investment could lose money. In addition to this risk, the Fund is subject to the principal risks described below.

DEPOSITARY RECEIPT RISK—The Fund may hold the securities of non-U.S. companies in the form of ADRs. The underlying securities of the ADRs in the Fund's portfolio are subject to fluctuations in foreign currency exchange rates that may affect the value of the Fund's portfolio. In addition, the value of the securities underlying the ADRs may change materially when the U.S. markets are not open for trading. Investments in the underlying foreign securities also involve political and economic risks distinct from those associated with investing in the securities of U.S. issuers.

DERIVATIVES RISK—The Fund's investments in derivatives may pose risks in addition to and greater than those associated with investing directly in securities or other investments, including risks relating to leverage, imperfect correlations with underlying investments or the Fund's other portfolio holdings, high price volatility, lack of availability, counterparty credit, liquidity, valuation and legal restrictions. Their use is a highly specialized activity that involves investment techniques and risks different from those associated with ordinary portfolio securities transactions. If the Advisor is incorrect about its expectations of market conditions, the use of derivatives could also result in a loss, which in some cases may be unlimited. Certain risks are specific to the derivatives in which the Fund invests.

> **FUTURES CONTRACTS RISK**—Futures contracts are typically exchange-traded contracts that call for the future delivery of an asset at a certain price and date, or cash settlement of the terms of the contract. Risks of futures contracts may be caused by an imperfect correlation between movements in the price of the instruments and the price of the underlying securities. In addition, there is the risk that the Fund may not be able to enter into a closing transaction because of an illiquid market. Exchanges can limit the number of positions that can be held or controlled by the Fund or the Advisor, thus limiting the ability to implement the Fund's strategies. Futures markets are highly volatile and the use of futures may increase the volatility of the Fund's net asset value ("NAV"). Futures also are subject to leverage risks and to liquidity risk.
>
> **OPTIONS CONTRACTS RISK**—Options or options on futures contracts give the holder of the option the right to buy (or to sell) a position in a security or in a contract to the writer of the option, at a certain price. They are subject to correlation risk because there may be an imperfect correlation between the options and the securities markets that cause a given transaction to fail to achieve its objectives. The successful use of options depends on the Advisor's ability to correctly predict future price fluctuations and the degree of correlation between the options and securities markets. Exchanges can limit the number of positions that can be held or controlled by

the Fund or the Advisor, thus limiting the ability to implement the Fund's strategies. Options also are particularly subject to leverage risk and can be subject to liquidity risk.

EARLY CLOSING RISK—The Fund is subject to the risk that unanticipated early closings of securities exchanges and other financial markets may result in the Fund's inability to buy or sell securities or other financial instruments on that day and may cause the Fund to incur substantial trading losses.

EQUITY RISK—The Fund is subject to the risk that the value of the equity securities and equity-based derivatives in the Fund's portfolio will decline due to volatility in the equity market caused by general market and economic conditions, perceptions regarding particular industries represented in the equity market, or factors relating to specific companies to which the Fund has investment exposure.

FOREIGN ISSUER EXPOSURE RISK—The Fund may invest in securities of foreign companies directly, or in financial instruments that are indirectly linked to the performance of foreign issuers, such as ADRs. The Fund's exposure to foreign issuers and investments in foreign securities, if any, are subject to additional risks in comparison to U.S. securities and U.S. issuers, including currency fluctuations, adverse political and economic developments, unreliable or untimely information, less liquidity, limited legal recourse and higher transactional costs.

INDUSTRY CONCENTRATION RISK—The Fund expects to concentrate (*i.e.*, invest more than 25% of its net assets) its investments in a limited number of issuers conducting business in the same industry or group of related industries. To the extent the Fund does so, the Fund is more vulnerable to adverse market, economic, regulatory, political or other developments affecting that industry or group of related industries than a fund that invests its assets more broadly. As of March 31, 2020, the Fund's investments are concentrated in securities issued by companies in the Metals & Mining Industry. As a result of the Fund's concentration in the Metals & Mining Industry, the Fund is subject to the risks associated with that Industry. The Metals & Mining Industry includes producers of aluminum, gold, iron and steel, and related products, as well as companies engaged in the production, extraction or mining of copper ore, silver and other metals (including precious metals) and minerals. The prices of the securities of companies in the Metals & Mining Industry may fluctuate widely due to events relating to international political and economic developments, energy conservation, the success of exploration projects, commodity prices, and taxes. Investments in companies in the Metals & Mining Industry may be speculative and may be subject to greater price volatility than investments in other types of companies. Legislative or regulatory changes and increased government supervision also may affect companies in the Metals & Mining Industry. The Metals & Mining Industry is a separate industry within the Materials Sector.

MARKET RISK—The market value of the securities and derivatives held by the Fund may fluctuate over time in response to factors affecting individual companies or other factors such as changing economic, political or financial markets.

MID-CAPITALIZATION SECURITIES RISK—The Fund is subject to the risk that medium-capitalization stocks may underperform other segments of the equity market or the equity market as a whole. Securities of medium-capitalization companies may experience more price volatility, greater spreads between their bid and ask prices, lower trading volumes, and cyclical or static growth prospects. Medium-capitalization companies often have limited product lines, markets or financial resources, and may therefore be more vulnerable to adverse developments than larger capitalization companies.

NON-DIVERSIFICATION RISK—The Fund is considered non-diversified and can invest a greater portion of its assets in securities of individual issuers than a diversified fund. As a result, changes in the market value of a single issuer's securities could cause greater fluctuations in the value of Fund shares than would occur in a diversified fund.

PORTFOLIO TURNOVER RISK—The Fund's strategy may frequently involve buying and selling portfolio securities, which may lead to increased costs to the Fund. Portfolio turnover risk may cause the Fund's performance to be less than you expect.

REGULATORY AND LEGAL RISK—U.S. and non-U.S. governmental agencies and other regulators regularly implement additional regulations and legislators pass new laws that affect the investments held by the Fund, the strategies used by the Fund or the level of regulation or taxation applying to the Fund (such as regulations related to investments in derivatives and other transactions). These regulations and laws impact the investment strategies, performance, costs and operations of the Fund or taxation of shareholders.

SECTOR RISK—The Fund is subject to the Sector Risk described below.

> ***Materials Sector Risk.*** The Fund's investments are exposed to issuers conducting business in the Materials Sector. The Materials Sector includes companies that manufacture chemicals, construction materials, glass, paper, forest products and related packaging products, and metals, minerals and mining companies, including producers of steel. The Fund is subject to the risk that the securities of such issuers will underperform the market as a whole due to legislative or regulatory changes, adverse market conditions and/or increased competition affecting the Materials Sector. The prices of the securities of companies operating in the Materials Sector may fluctuate widely due to the level and volatility of commodity prices, the exchange value of the U.S. dollar, import controls, worldwide competition, liability for environmental damage, depletion of resources, and mandated expenditures for safety and pollution control devices.

SHAREHOLDER TRADING RISK—The Fund may be used as a tool for certain investors that employ trading strategies involving frequent trading. Such trading strategies may lead to increased portfolio turnover in the Fund and higher transaction costs. Large movements of assets into and out of the Fund due to active or frequent trading also may adversely affect the Fund's ability to achieve its investment objective.

SMALL-CAPITALIZATION SECURITIES RISK—The Fund is subject to the risk that small-capitalization stocks may underperform other segments of the equity market or the equity market as a whole. Small-capitalization companies may be more vulnerable than larger, more established organizations to adverse business or economic developments. Securities of small-capitalization companies may experience much more price volatility, greater spreads between their bid and ask prices, significantly lower trading volumes, and cyclical or static growth prospects. Small-capitalization companies often have limited product lines, markets or financial resources, and may therefore be more vulnerable to adverse developments than larger capitalization companies.

TEMPORARY DEFENSIVE INVESTMENT RISK—The Advisor generally does not attempt to take defensive positions in the Fund in declining markets. Therefore, the Fund may be subject to greater losses in a declining market than a fund that does take defensive positions in declining markets.

TRADING HALT RISK—The Fund typically will hold futures contracts and short-term options. The major exchanges on which these contracts are traded, such as the Chicago Mercantile Exchange, have established limits on how much the trading price of a futures contract or option may decline over various time periods within a day, and may halt trading in a contract that exceeds such limits. If a trading halt occurs, the Fund may temporarily be unable to purchase or sell certain securities, futures contracts or options. Such a trading halt near the time the Fund prices its shares may limit the Fund's ability to fully invest its assets, which could adversely affect performance, and may prevent the Fund from achieving its investment objective.

PERFORMANCE INFORMATION

The following bar chart shows the performance of the shares of the Fund from year to year. The variability of performance over time provides an indication of the risks of investing in the Fund. The following table shows the performance of the shares of the Fund as an average over different periods of time in comparison to the performance of a broad-based market index. The figures in the bar chart and table assume the reinvestment of dividends and capital gains distributions. The performance information below does not reflect fees and expenses of any variable contract that may use the Fund as its underlying investment and would be lower if it did. Of course, this past performance (before taxes) does not necessarily indicate how the Fund will perform in the future.

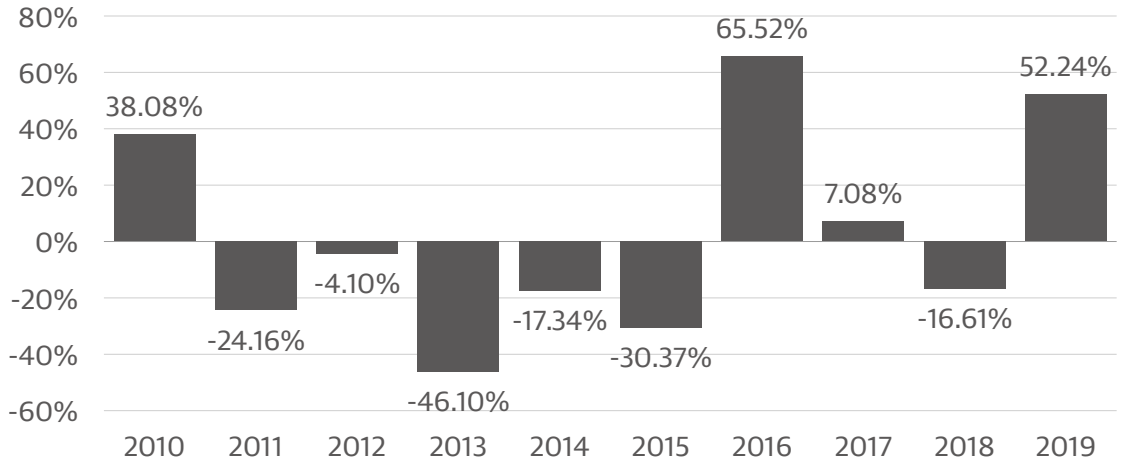

Highest Quarter Return
Q1 2016 49.97%

Lowest Quarter Return
Q2 2013 -32.51%

AVERAGE ANNUAL TOTAL RETURN
(for periods ended December 31, 2019)

	Past 1 Year	Past 5 Years	Past 10 Years
Precious Metals Fund	52.24%	9.39%	-3.49%
S&P 500® Index *(reflects no deduction for fees, expenses or taxes)*	31.49%	11.70%	13.56%

MANAGEMENT

INVESTMENT ADVISOR

Security Investors, LLC, which operates under the name Guggenheim Investments, serves as the investment adviser of the Fund.

PORTFOLIO MANAGERS

- **Michael P. Byrum**, CFA, Senior Vice President. Mr. Byrum has been associated with the Advisor since 1993.
- **Ryan A. Harder,** CFA, Portfolio Manager. Mr. Harder has been associated with the Advisor since 2004.

PURCHASE AND SALE OF FUND SHARES

Shares of the Fund are purchased by insurance companies for their separate accounts to fund variable life insurance and variable annuity contracts. All orders for the purchase of shares are subject to acceptance or rejection by the Trust. All redemption requests will be processed and payment with respect thereto will be made within seven days after tender.

TAX INFORMATION

The tax consequences of your investment in the Fund depend on the provisions of the annuity or life insurance program through which you invest. For more information on taxes, please refer to the accompanying prospectus of the annuity or life insurance program through which Fund shares are offered.

RETAILING FUND

INVESTMENT OBJECTIVE

The Retailing Fund (the "Fund") seeks to provide capital appreciation by investing in companies engaged in merchandising finished goods and services, including department stores, mail order operations and other companies involved in selling products to consumers ("Retailing Companies").

FEES AND EXPENSES OF THE FUND

This table describes the fees and expenses that you may pay if you buy and hold shares of the Fund. Owners of variable annuity and insurance contracts that invest in the Fund also should refer to the variable insurance contract prospectus for a description of fees and expenses that may be deducted at the separate account level or contract level for any charges that may be incurred under a contract. If the information below were to reflect the deduction of insurance charges, fees and expenses would be higher.

SHAREHOLDER FEES *(fees paid directly from your investment)*	N/A
ANNUAL FUND OPERATING EXPENSES *(expenses that you pay each year as a percentage of the value of your investment)*	
Management Fees	0.85%
Other Expenses	0.98%
Total Annual Fund Operating Expenses	1.83%

EXAMPLE

This Example is intended to help you compare the cost of investing in the Fund with the cost of investing in other mutual funds. The Example does not reflect the fees and expenses which are, or may be, imposed under your variable insurance contract. If the Example were to reflect the deduction of such charges, the costs shown would be greater. The Example assumes that you invest $10,000 in the Fund for the time periods indicated and then redeem all of your shares at the end of those periods. The Example also assumes that your investment has a 5% return each year and that the Fund's operating expenses remain the same. Although your actual costs may be higher or lower, based on these assumptions your costs would be:

1 Year	3 Years	5 Years	10 Years
$186	$576	$990	$2,148

PORTFOLIO TURNOVER

The Fund pays transaction costs, such as commissions, when it buys and sells securities (or "turns over" its portfolio). A higher portfolio turnover rate may indicate higher transaction costs. These costs, which are not reflected in the Total Annual Fund Operating Expenses or the Example, affect the Fund's performance. During the most recent fiscal year, the Fund's portfolio turnover rate was 173% of the average value of its portfolio. The Fund's portfolio turnover rate is calculated without regard to cash instruments and most derivatives. If such instruments were included, the Fund's portfolio turnover rate might be significantly higher.

PRINCIPAL INVESTMENT STRATEGIES

Under normal circumstances, the Fund invests substantially all (at least 80%) of its net assets in equity securities of Retailing Companies that are traded in the United States and in derivatives, which primarily consist of futures contracts and options on securities, futures contracts, and stock indices. The Advisor employs a proprietary quantitative and qualitative methodology to identify Retailing Companies in which to invest. The methodology utilizes screens based on price, liquidity, and tradability. Stocks are weighted using a proprietary modified capitalization weighting methodology. The portfolio may be further adjusted to comply with regulatory investment limitations or as determined appropriate by the Advisor.

The Fund may invest to a significant extent in the securities of Retailing Companies that have small to mid-sized capitalizations. Retailing Companies include drug and department stores; suppliers of goods and services for homes, home improvements and yards; clothing, jewelry, electronics and computer retailers; warehouse membership clubs;

mail order operations; and companies involved in alternative selling methods. The Fund also may purchase American Depositary Receipts ("ADRs") to gain exposure to foreign Retailing Companies and U.S. government securities.

Investments in derivative instruments, such as futures and options, have the economic effect of creating financial leverage in the Fund's portfolio because such investments may give rise to losses that exceed the amount the Fund has invested in those instruments. Financial leverage will magnify, sometimes significantly, the Fund's exposure to any increase or decrease in prices associated with a particular reference asset resulting in increased volatility in the value of the Fund's portfolio. The value of the Fund's portfolio is likely to experience greater volatility over short-term periods. While such financial leverage has the potential to produce greater gains, it also may result in greater losses, which in some cases may cause the Fund to liquidate other portfolio investments at a loss to comply with limits on leverage and asset segregation requirements imposed by the Investment Company Act of 1940 or to meet redemption requests.

In an effort to ensure that the Fund is fully invested on a day-to-day basis, the Fund may conduct any necessary trading activity at or just prior to the close of the U.S. financial markets. As of March 31, 2020, the Fund has significant exposure to the Consumer Discretionary Sector and Consumer Staples Sector, as each sector is defined by the Global Industry Classification Standard, a widely recognized industry classification methodology developed by MSCI, Inc. and Standard & Poor's Financial Services LLC. Also, as of March 31, 2020, the Fund's investments are concentrated (*i.e.*, more than 25% of its assets) in securities issued by companies in the Internet & Direct Marketing Retail Industry and Specialty Retail Industry, separate industries within the Consumer Discretionary Sector.

PRINCIPAL RISKS

As with all mutual funds, a shareholder is subject to the risk that his or her investment could lose money. In addition to this risk, the Fund is subject to the principal risks described below.

DEPOSITARY RECEIPT RISK—The Fund may hold the securities of non-U.S. companies in the form of ADRs. The underlying securities of the ADRs in the Fund's portfolio are subject to fluctuations in foreign currency exchange rates that may affect the value of the Fund's portfolio. In addition, the value of the securities underlying the ADRs may change materially when the U.S. markets are not open for trading. Investments in the underlying foreign securities also involve political and economic risks distinct from those associated with investing in the securities of U.S. issuers.

DERIVATIVES RISK—The Fund's investments in derivatives may pose risks in addition to and greater than those associated with investing directly in securities or other investments, including risks relating to leverage, imperfect correlations with underlying investments or the Fund's other portfolio holdings, high price volatility, lack of availability, counterparty credit, liquidity, valuation and legal restrictions. Their use is a highly specialized activity that involves investment techniques and risks different from those associated with ordinary portfolio securities transactions. If the Advisor is incorrect about its expectations of market conditions, the use of derivatives could also result in a loss, which in some cases may be unlimited. Certain risks are specific to the derivatives in which the Fund invests.

> **FUTURES CONTRACTS RISK**—Futures contracts are typically exchange-traded contracts that call for the future delivery of an asset at a certain price and date, or cash settlement of the terms of the contract. Risks of futures contracts may be caused by an imperfect correlation between movements in the price of the instruments and the price of the underlying securities. In addition, there is the risk that the Fund may not be able to enter into a closing transaction because of an illiquid market. Exchanges can limit the number of positions that can be held or controlled by the Fund or the Advisor, thus limiting the ability to implement the Fund's strategies. Futures markets are highly volatile and the use of futures may increase the volatility of the Fund's net asset value ("NAV"). Futures also are subject to leverage risks and to liquidity risk.
>
> **OPTIONS CONTRACTS RISK**—Options or options on futures contracts give the holder of the option the right to buy (or to sell) a position in a security or in a contract to the writer of the option, at a certain price. They are subject to correlation risk because there may be an imperfect correlation between the options and the securities markets that cause a given transaction to fail to achieve its objectives. The successful use of options depends on the Advisor's ability to correctly predict future price fluctuations and the degree of correlation between the options and securities markets. Exchanges can limit the number of positions that can be held or controlled by the Fund or the Advisor, thus limiting the ability to implement the Fund's strategies. Options also are particularly subject to leverage risk and can be subject to liquidity risk.

EARLY CLOSING RISK—The Fund is subject to the risk that unanticipated early closings of securities exchanges and other financial markets may result in the Fund's inability to buy or sell securities or other financial instruments on that day and may cause the Fund to incur substantial trading losses.

EQUITY RISK—The Fund is subject to the risk that the value of the equity securities and equity-based derivatives in the Fund's portfolio will decline due to volatility in the equity market caused by general market and economic conditions, perceptions regarding particular industries represented in the equity market, or factors relating to specific companies to which the Fund has investment exposure.

FOREIGN ISSUER EXPOSURE RISK—The Fund may invest in securities of foreign companies directly, or in financial instruments that are indirectly linked to the performance of foreign issuers, such as ADRs. The Fund's exposure to foreign issuers and investments in foreign securities, if any, are subject to additional risks in comparison to U.S. securities and U.S. issuers, including currency fluctuations, adverse political and economic developments, unreliable or untimely information, less liquidity, limited legal recourse and higher transactional costs.

INDUSTRY CONCENTRATION RISK—The Fund expects to concentrate (*i.e.*, invest more than 25% of its net assets) its investments in a limited number of issuers conducting business in the same industry or group of related industries. To the extent the Fund does so, the Fund is more vulnerable to adverse market, economic, regulatory, political or other developments affecting that industry or group of related industries than a fund that invests its assets more broadly. As of March 31, 2020, the Fund's investments are concentrated in securities issued by companies in the industries described below.

> ***Internet & Direct Marketing Retail Industry.*** As a result of the Fund's concentration in the Internet & Direct Marketing Retail Industry, the Fund is subject to the risks associated with that Industry. The Internet & Direct Marketing Retail Industry includes companies that provide retail services primarily on the Internet, through mail order, and TV home shopping retailers. The Internet & Direct Marketing Retail Industry relies heavily on consumer spending and the prices of securities of issuers in the Internet & Direct Marketing Retail Industry may fluctuate widely due to general economic conditions, consumer spending and the availability of disposable income, changing consumer tastes and preferences, and consumer demographics. Legislative or regulatory changes and increased government supervision also may affect companies in the Internet & Direct Marketing Retail Industry. The Internet & Direct Marketing Retail Industry is a separate industry within the Consumer Discretionary Sector.
>
> ***Specialty Retail Industry.*** As a result of the Fund's concentration in the Specialty Retail Industry, the Fund is subject to the risks associated with that Industry. The Specialty Retail Industry includes owners and operators of retail stores specialized in apparel and accessories, computer and electronics, home improvement, automotive, home furnishings and other specialty retail stores. The Specialty Retail Industry is highly competitive and relies heavily on consumer spending for success. The prices of securities of companies in the Specialty Retail Industry may fluctuate widely due to general economic conditions, consumer spending and the availability of disposable income, changing consumer tastes and preferences and consumer demographics. In addition, many companies are thinly capitalized, and are dependent upon a relatively few number of business days to achieve their overall results. Legislative or regulatory changes and increased government supervision also may affect companies in the Specialty Retail Industry. The Specialty Retail Industry is a separate industry within the Consumer Discretionary Sector.

MARKET RISK—The market value of the securities and derivatives held by the Fund may fluctuate over time in response to factors affecting individual companies or other factors such as changing economic, political or financial markets.

MID-CAPITALIZATION SECURITIES RISK—The Fund is subject to the risk that medium-capitalization stocks may underperform other segments of the equity market or the equity market as a whole. Securities of medium-capitalization companies may experience more price volatility, greater spreads between their bid and ask prices, lower trading volumes, and cyclical or static growth prospects. Medium-capitalization companies often have limited product lines, markets or financial resources, and may therefore be more vulnerable to adverse developments than larger capitalization companies.

PORTFOLIO TURNOVER RISK—The Fund's strategy may frequently involve buying and selling portfolio securities, which may lead to increased costs to the Fund. Portfolio turnover risk may cause the Fund's performance to be less than you expect.

REGULATORY AND LEGAL RISK—U.S. and non-U.S. governmental agencies and other regulators regularly implement additional regulations and legislators pass new laws that affect the investments held by the Fund, the strategies used by the Fund or the level of regulation or taxation applying to the Fund (such as regulations related to investments in derivatives and other transactions). These regulations and laws impact the investment strategies, performance, costs and operations of the Fund or taxation of shareholders.

SECTOR RISK—The Fund is subject to the Sector Risks described below.

> ***Consumer Discretionary Sector Risk.*** The Fund's investments are exposed to issuers conducting business in the Consumer Discretionary Sector. The manufacturing segment of the Consumer Discretionary Sector includes automotive, household durable goods, leisure equipment and textiles and apparel. The services segment includes hotels, restaurants and other leisure facilities, media production and services, and consumer retailing and services. The Fund is subject to the risk that the securities of such issuers will underperform the market as a whole due to legislative or regulatory changes, adverse market conditions and/or increased competition affecting the Consumer Discretionary Sector. The performance of companies operating in the Consumer Discretionary Sector has historically been closely tied to the performance of the overall economy, and also is affected by economic growth, consumer confidence, attitudes and spending. Changes in demographics and consumer tastes also can affect the demand for, and success of, consumer products and services in the marketplace. Moreover, the Consumer Discretionary Sector encompasses those businesses that tend to be the most sensitive to economic cycles.
>
> ***Consumer Staples Sector Risk.*** The Fund's investments are exposed to issuers conducting business in the Consumer Staples Sector. The Consumer Staples Sector includes manufacturers and distributors of food, beverages and tobacco and producers of non-durable household goods and personal products. It also includes food and drug retailing companies as well as hypermarkets and consumer super centers. The Fund is subject to the risk that the securities of such issuers will underperform the market as a whole due to legislative or regulatory changes, adverse market conditions and/or increased competition affecting the Consumer Staples Sector. The performance of companies operating in the Consumer Staples Sector has historically been closely tied to the performance of the overall economy, and also is affected by consumer confidence, demands and preferences, and spending. In addition, companies in the Consumer Staples Sector may be subject to risks pertaining to the supply of, demand for, and prices of raw materials.

SHAREHOLDER TRADING RISK—The Fund may be used as a tool for certain investors that employ trading strategies involving frequent trading. Such trading strategies may lead to increased portfolio turnover in the Fund and higher transaction costs. Large movements of assets into and out of the Fund due to active or frequent trading also may adversely affect the Fund's ability to achieve its investment objective.

SMALL-CAPITALIZATION SECURITIES RISK—The Fund is subject to the risk that small-capitalization stocks may underperform other segments of the equity market or the equity market as a whole. Small-capitalization companies may be more vulnerable than larger, more established organizations to adverse business or economic developments. Securities of small-capitalization companies may experience much more price volatility, greater spreads between their bid and ask prices, significantly lower trading volumes, and cyclical or static growth prospects. Small-capitalization companies often have limited product lines, markets or financial resources, and may therefore be more vulnerable to adverse developments than larger capitalization companies.

TEMPORARY DEFENSIVE INVESTMENT RISK—The Advisor generally does not attempt to take defensive positions in the Fund in declining markets. Therefore, the Fund may be subject to greater losses in a declining market than a fund that does take defensive positions in declining markets.

TRADING HALT RISK—The Fund typically will hold futures contracts and short-term options. The major exchanges on which these contracts are traded, such as the Chicago Mercantile Exchange, have established limits on how much the trading price of a futures contract or option may decline over various time periods within a day, and may halt trading in a contract that exceeds such limits. If a trading halt occurs, the Fund may temporarily be unable to purchase

or sell certain securities, futures contracts or options. Such a trading halt near the time the Fund prices its shares may limit the Fund's ability to fully invest its assets, which could adversely affect performance, and may prevent the Fund from achieving its investment objective.

PERFORMANCE INFORMATION

The following bar chart shows the performance of the shares of the Fund from year to year. The variability of performance over time provides an indication of the risks of investing in the Fund. The following table shows the performance of the shares of the Fund as an average over different periods of time in comparison to the performance of a broad-based market index. The figures in the bar chart and table assume the reinvestment of dividends and capital gains distributions. The performance information below does not reflect fees and expenses of any variable contract that may use the Fund as its underlying investment and would be lower if it did. Of course, this past performance (before taxes) does not necessarily indicate how the Fund will perform in the future.

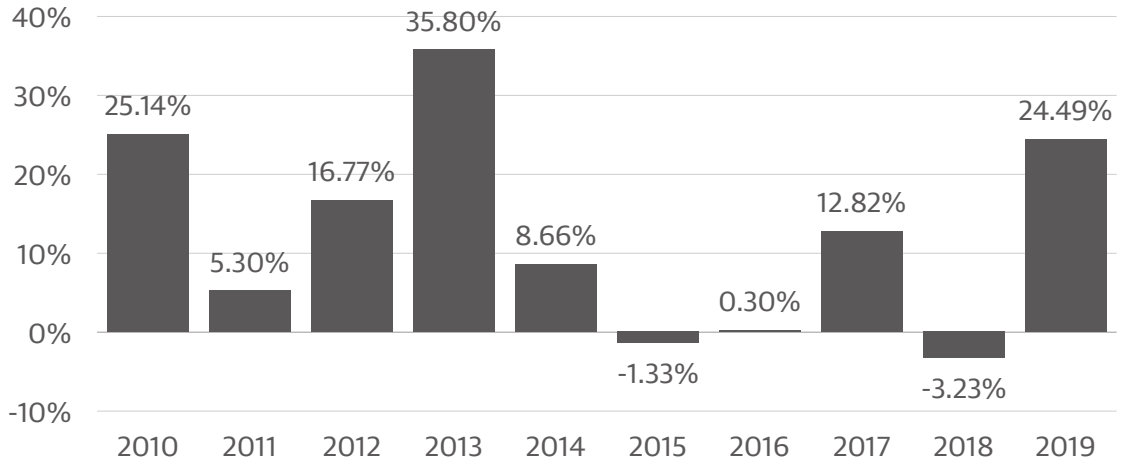

Highest Quarter Return
Q1 2019 16.36%

Lowest Quarter Return
Q4 2018 -17.27%

AVERAGE ANNUAL TOTAL RETURN

(for periods ended December 31, 2019)

	Past 1 Year	Past 5 Years	Past 10 Years
Retailing Fund	24.49%	6.11%	11.81%
S&P 500® Index *(reflects no deduction for fees, expenses or taxes)*	31.49%	11.70%	13.56%

MANAGEMENT

INVESTMENT ADVISOR

Security Investors, LLC, which operates under the name Guggenheim Investments, serves as the investment adviser of the Fund.

PORTFOLIO MANAGERS

- **Michael P. Byrum**, CFA, Senior Vice President. Mr. Byrum has been associated with the Advisor since 1993.
- **Ryan A. Harder,** CFA, Portfolio Manager. Mr. Harder has been associated with the Advisor since 2004.

PURCHASE AND SALE OF FUND SHARES

Shares of the Fund are purchased by insurance companies for their separate accounts to fund variable life insurance and variable annuity contracts. All orders for the purchase of shares are subject to acceptance or rejection by the Trust. All redemption requests will be processed and payment with respect thereto will be made within seven days after tender.

TAX INFORMATION

The tax consequences of your investment in the Fund depend on the provisions of the annuity or life insurance program through which you invest. For more information on taxes, please refer to the accompanying prospectus of the annuity or life insurance program through which Fund shares are offered.

TECHNOLOGY FUND

INVESTMENT OBJECTIVE

The Technology Fund (the "Fund") seeks to provide capital appreciation by investing in companies that are involved in the technology sector, including computer software and service companies, semiconductor manufacturers, networking and telecommunications equipment manufacturers, PC hardware and peripherals companies ("Technology Companies").

FEES AND EXPENSES OF THE FUND

This table describes the fees and expenses that you may pay if you buy and hold shares of the Fund. Owners of variable annuity and insurance contracts that invest in the Fund also should refer to the variable insurance contract prospectus for a description of fees and expenses that may be deducted at the separate account level or contract level for any charges that may be incurred under a contract. If the information below were to reflect the deduction of insurance charges, fees and expenses would be higher.

SHAREHOLDER FEES *(fees paid directly from your investment)*	N/A
ANNUAL FUND OPERATING EXPENSES *(expenses that you pay each year as a percentage of the value of your investment)*	
Management Fees	0.85%
Other Expenses	0.97%
Total Annual Fund Operating Expenses	1.82%

EXAMPLE

This Example is intended to help you compare the cost of investing in the Fund with the cost of investing in other mutual funds. The Example does not reflect the fees and expenses which are, or may be, imposed under your variable insurance contract. If the Example were to reflect the deduction of such charges, the costs shown would be greater. The Example assumes that you invest $10,000 in the Fund for the time periods indicated and then redeem all of your shares at the end of those periods. The Example also assumes that your investment has a 5% return each year and that the Fund's operating expenses remain the same. Although your actual costs may be higher or lower, based on these assumptions your costs would be:

1 Year	3 Years	5 Years	10 Years
$185	$573	$985	$2,137

PORTFOLIO TURNOVER

The Fund pays transaction costs, such as commissions, when it buys and sells securities (or "turns over" its portfolio). A higher portfolio turnover rate may indicate higher transaction costs. These costs, which are not reflected in the Total Annual Fund Operating Expenses or the Example, affect the Fund's performance. During the most recent fiscal year, the Fund's portfolio turnover rate was 188% of the average value of its portfolio. The Fund's portfolio turnover rate is calculated without regard to cash instruments and most derivatives. If such instruments were included, the Fund's portfolio turnover rate might be significantly higher.

PRINCIPAL INVESTMENT STRATEGIES

Under normal circumstances, the Fund invests substantially all (at least 80%) of its net assets in equity securities of Technology Companies that are traded in the United States and in derivatives, which primarily consist of futures contracts and options on securities, futures contracts, and stock indices. The Advisor employs a proprietary quantitative and qualitative methodology to identify Technology Companies in which to invest. The methodology utilizes screens based on price, liquidity, and tradability. Stocks are weighted using a proprietary modified capitalization weighting methodology. The portfolio may be further adjusted to comply with regulatory investment limitations or as determined appropriate by the Advisor.

The Fund may invest to a significant extent in the securities of Technology Companies that have small to mid-sized capitalizations. Technology Companies are companies that the Advisor believes have, or will develop, products,

processes, or services that will provide technological advances and improvements. These companies may include, for example, companies that develop, produce or distribute products or services in the computer, semiconductor, electronics and communications sectors. The Fund also may purchase American Depositary Receipts ("ADRs") to gain exposure to foreign Technology Companies and U.S. government securities.

Investments in derivative instruments, such as futures and options, have the economic effect of creating financial leverage in the Fund's portfolio because such investments may give rise to losses that exceed the amount the Fund has invested in those instruments. Financial leverage will magnify, sometimes significantly, the Fund's exposure to any increase or decrease in prices associated with a particular reference asset resulting in increased volatility in the value of the Fund's portfolio. The value of the Fund's portfolio is likely to experience greater volatility over short-term periods. While such financial leverage has the potential to produce greater gains, it also may result in greater losses, which in some cases may cause the Fund to liquidate other portfolio investments at a loss to comply with limits on leverage and asset segregation requirements imposed by the Investment Company Act of 1940 or to meet redemption requests.

In an effort to ensure that the Fund is fully invested on a day-to-day basis, the Fund may conduct any necessary trading activity at or just prior to the close of the U.S. financial markets. As of March 31, 2020, the Fund has significant exposure to the Communication Services Sector and Information Technology Sector, as each sector is defined by the Global Industry Classification Standard, a widely recognized industry classification methodology developed by MSCI, Inc. and Standard & Poor's Financial Services LLC. Also, as of March 31, 2020, the Fund's investments are concentrated (*i.e.*, more than 25% of its assets) in securities issued by companies in the Software Industry, a separate industry within the Information Technology Sector.

PRINCIPAL RISKS

As with all mutual funds, a shareholder is subject to the risk that his or her investment could lose money. In addition to this risk, the Fund is subject to the principal risks described below.

DEPOSITARY RECEIPT RISK—The Fund may hold the securities of non-U.S. companies in the form of ADRs. The underlying securities of the ADRs in the Fund's portfolio are subject to fluctuations in foreign currency exchange rates that may affect the value of the Fund's portfolio. In addition, the value of the securities underlying the ADRs may change materially when the U.S. markets are not open for trading. Investments in the underlying foreign securities also involve political and economic risks distinct from those associated with investing in the securities of U.S. issuers.

DERIVATIVES RISK—The Fund's investments in derivatives may pose risks in addition to and greater than those associated with investing directly in securities or other investments, including risks relating to leverage, imperfect correlations with underlying investments or the Fund's other portfolio holdings, high price volatility, lack of availability, counterparty credit, liquidity, valuation and legal restrictions. Their use is a highly specialized activity that involves investment techniques and risks different from those associated with ordinary portfolio securities transactions. If the Advisor is incorrect about its expectations of market conditions, the use of derivatives could also result in a loss, which in some cases may be unlimited. Certain risks are specific to the derivatives in which the Fund invests.

> **FUTURES CONTRACTS RISK**—Futures contracts are typically exchange-traded contracts that call for the future delivery of an asset at a certain price and date, or cash settlement of the terms of the contract. Risks of futures contracts may be caused by an imperfect correlation between movements in the price of the instruments and the price of the underlying securities. In addition, there is the risk that the Fund may not be able to enter into a closing transaction because of an illiquid market. Exchanges can limit the number of positions that can be held or controlled by the Fund or the Advisor, thus limiting the ability to implement the Fund's strategies. Futures markets are highly volatile and the use of futures may increase the volatility of the Fund's net asset value ("NAV"). Futures also are subject to leverage risks and to liquidity risk.
>
> **OPTIONS CONTRACTS RISK**—Options or options on futures contracts give the holder of the option the right to buy (or to sell) a position in a security or in a contract to the writer of the option, at a certain price. They are subject to correlation risk because there may be an imperfect correlation between the options and the securities markets that cause a given transaction to fail to achieve its objectives. The successful use of options depends on the Advisor's ability to correctly predict future price fluctuations and the degree of correlation between the options and securities markets. Exchanges can limit the number of positions that can be held or controlled by

the Fund or the Advisor, thus limiting the ability to implement the Fund's strategies. Options also are particularly subject to leverage risk and can be subject to liquidity risk.

EARLY CLOSING RISK—The Fund is subject to the risk that unanticipated early closings of securities exchanges and other financial markets may result in the Fund's inability to buy or sell securities or other financial instruments on that day and may cause the Fund to incur substantial trading losses.

EQUITY RISK—The Fund is subject to the risk that the value of the equity securities and equity-based derivatives in the Fund's portfolio will decline due to volatility in the equity market caused by general market and economic conditions, perceptions regarding particular industries represented in the equity market, or factors relating to specific companies to which the Fund has investment exposure.

FOREIGN ISSUER EXPOSURE RISK—The Fund may invest in securities of foreign companies directly, or in financial instruments that are indirectly linked to the performance of foreign issuers, such as ADRs. The Fund's exposure to foreign issuers and investments in foreign securities, if any, are subject to additional risks in comparison to U.S. securities and U.S. issuers, including currency fluctuations, adverse political and economic developments, unreliable or untimely information, less liquidity, limited legal recourse and higher transactional costs.

INDUSTRY CONCENTRATION RISK—The Fund expects to concentrate (*i.e.*, invest more than 25% of its net assets) its investments in a limited number of issuers conducting business in the same industry or group of related industries. To the extent the Fund does so, the Fund is more vulnerable to adverse market, economic, regulatory, political or other developments affecting that industry or group of related industries than a fund that invests its assets more broadly. As of March 31, 2020, the Fund's investments are concentrated in securities issued by companies in the Software Industry. As a result of the Fund's concentration in the Software Industry, the Fund is subject to the risks associated with that Industry. The Software Industry includes companies engaged in developing and producing software designed for specialized applications and systems and database management software and manufacturers of home entertainment and educational software used primarily in the home. The prices of the securities of issuers in the Software Industry may fluctuate widely due to competitive pressures, increased sensitivity to short product cycles and aggressive pricing, heavy expenses incurred for research and development of products or services that prove unsuccessful, challenges related to bringing products to market, and rapid obsolescence of products. In addition, many software companies rely on a combination of patents, copyrights, trademarks and trade secret laws to establish and protect their proprietary rights in their products and technologies. There can be no assurance that the steps taken by software companies to protect their proprietary rights will be adequate to prevent misappropriation of their technology or that competitors will not independently develop technologies that are substantially equivalent or superior to such companies' technology. Legislative or regulatory changes and increased government supervision also may affect companies in the Software Industry. The Software Industry is a separate industry within the Information Technology Sector.

MARKET RISK—The market value of the securities and derivatives held by the Fund may fluctuate over time in response to factors affecting individual companies or other factors such as changing economic, political or financial markets.

MID-CAPITALIZATION SECURITIES RISK—The Fund is subject to the risk that medium-capitalization stocks may underperform other segments of the equity market or the equity market as a whole. Securities of medium-capitalization companies may experience more price volatility, greater spreads between their bid and ask prices, lower trading volumes, and cyclical or static growth prospects. Medium-capitalization companies often have limited product lines, markets or financial resources, and may therefore be more vulnerable to adverse developments than larger capitalization companies.

PORTFOLIO TURNOVER RISK—The Fund's strategy may frequently involve buying and selling portfolio securities, which may lead to increased costs to the Fund. Portfolio turnover risk may cause the Fund's performance to be less than you expect.

REGULATORY AND LEGAL RISK—U.S. and non-U.S. governmental agencies and other regulators regularly implement additional regulations and legislators pass new laws that affect the investments held by the Fund, the strategies used by the Fund or the level of regulation or taxation applying to the Fund (such as regulations related to investments in derivatives and other transactions). These regulations and laws impact the investment strategies, performance, costs and operations of the Fund or taxation of shareholders.

SECTOR RISK—The Fund is subject to the Sector Risk described below.

Communication Services Sector Risk. The Fund's investments are exposed to issuers conducting business in the Communication Services Sector. The Communication Services Sector includes companies that facilitate communication and offer related content and information through various mediums. It includes telecom and media & entertainment companies including producers of interactive gaming products and companies engaged in content and information creation or distribution through proprietary platforms. The Fund is subject to the risk that the securities of such issuers will underperform the market as a whole due to legislative or regulatory changes, adverse market conditions and/or increased competition affecting the Communication Services Sector. The performance of companies operating in the Communication Services Sector has historically been closely tied to the performance of the overall economy, and also is affected by economic growth, consumer confidence, attitudes and spending. Increased sensitivity to short product cycles and aggressive pricing, challenges in bringing products to market and changes in demographics and consumer tastes also can affect the demand for, and success of, communication services products and services in the marketplace.

Information Technology Sector Risk. The Fund's investments are exposed to issuers conducting business in the Information Technology Sector. The Information Technology Sector includes companies that offer software and information technology services, manufacturers and distributors of technology hardware and equipment such as communications equipment, cellular phones, computers and peripherals, electronic equipment and related instruments and semiconductors. The Fund is subject to the risk that the securities of such issuers will underperform the market as a whole due to legislative or regulatory changes, adverse market conditions and/or increased competition affecting the Information Technology Sector. The prices of the securities of companies operating in the Information Technology Sector are closely tied to market competition, increased sensitivity to short product cycles and aggressive pricing, and problems with bringing products to market.

SHAREHOLDER TRADING RISK—The Fund may be used as a tool for certain investors that employ trading strategies involving frequent trading. Such trading strategies may lead to increased portfolio turnover in the Fund and higher transaction costs. Large movements of assets into and out of the Fund due to active or frequent trading also may adversely affect the Fund's ability to achieve its investment objective.

SMALL-CAPITALIZATION SECURITIES RISK—The Fund is subject to the risk that small-capitalization stocks may underperform other segments of the equity market or the equity market as a whole. Small-capitalization companies may be more vulnerable than larger, more established organizations to adverse business or economic developments. Securities of small-capitalization companies may experience much more price volatility, greater spreads between their bid and ask prices, significantly lower trading volumes, and cyclical or static growth prospects. Small-capitalization companies often have limited product lines, markets or financial resources, and may therefore be more vulnerable to adverse developments than larger capitalization companies.

TEMPORARY DEFENSIVE INVESTMENT RISK—The Advisor generally does not attempt to take defensive positions in the Fund in declining markets. Therefore, the Fund may be subject to greater losses in a declining market than a fund that does take defensive positions in declining markets.

TRADING HALT RISK—The Fund typically will hold futures contracts and short-term options. The major exchanges on which these contracts are traded, such as the Chicago Mercantile Exchange, have established limits on how much the trading price of a futures contract or option may decline over various time periods within a day, and may halt trading in a contract that exceeds such limits. If a trading halt occurs, the Fund may temporarily be unable to purchase or sell certain securities, futures contracts or options. Such a trading halt near the time the Fund prices its shares may limit the Fund's ability to fully invest its assets, which could adversely affect performance, and may prevent the Fund from achieving its investment objective.

PERFORMANCE INFORMATION

The following bar chart shows the performance of the shares of the Fund from year to year. The variability of performance over time provides an indication of the risks of investing in the Fund. The following table shows the performance of the shares of the Fund as an average over different periods of time in comparison to the performance of a broad-based market index. The figures in the bar chart and table assume the reinvestment of dividends and

capital gains distributions. The performance information below does not reflect fees and expenses of any variable contract that may use the Fund as its underlying investment and would be lower if it did. Of course, this past performance (before taxes) does not necessarily indicate how the Fund will perform in the future.

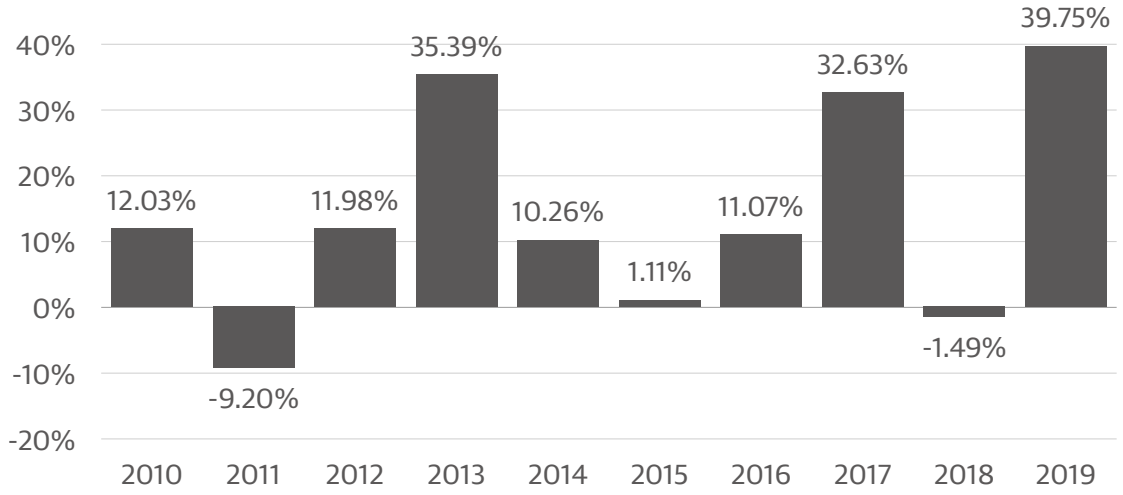

Highest Quarter Return
Q1 2019 21.08%

Lowest Quarter Return
Q3 2011 -16.76%

AVERAGE ANNUAL TOTAL RETURN
(for periods ended December 31, 2019)

	Past 1 Year	Past 5 Years	Past 10 Years
Technology Fund	39.75%	15.44%	13.30%
S&P 500® Index *(reflects no deduction for fees, expenses or taxes)*	31.49%	11.70%	13.56%

MANAGEMENT

INVESTMENT ADVISOR

Security Investors, LLC, which operates under the name Guggenheim Investments, serves as the investment adviser of the Fund.

PORTFOLIO MANAGERS

- **Michael P. Byrum**, CFA, Senior Vice President. Mr. Byrum has been associated with the Advisor since 1993.
- **Ryan A. Harder,** CFA, Portfolio Manager. Mr. Harder has been associated with the Advisor since 2004.

PURCHASE AND SALE OF FUND SHARES

Shares of the Fund are purchased by insurance companies for their separate accounts to fund variable life insurance and variable annuity contracts. All orders for the purchase of shares are subject to acceptance or rejection by the Trust. All redemption requests will be processed and payment with respect thereto will be made within seven days after tender.

TAX INFORMATION

The tax consequences of your investment in the Fund depend on the provisions of the annuity or life insurance program through which you invest. For more information on taxes, please refer to the accompanying prospectus of the annuity or life insurance program through which Fund shares are offered.

TELECOMMUNICATIONS FUND

INVESTMENT OBJECTIVE

The Telecommunications Fund (the "Fund") seeks to provide capital appreciation by investing in companies engaged in the development, manufacture, or sale of communications services or communications equipment ("Telecommunications Companies").

FEES AND EXPENSES OF THE FUND

This table describes the fees and expenses that you may pay if you buy and hold shares of the Fund. Owners of variable annuity and insurance contracts that invest in the Fund also should refer to the variable insurance contract prospectus for a description of fees and expenses that may be deducted at the separate account level or contract level for any charges that may be incurred under a contract. If the information below were to reflect the deduction of insurance charges, fees and expenses would be higher.

SHAREHOLDER FEES *(fees paid directly from your investment)*	N/A
ANNUAL FUND OPERATING EXPENSES *(expenses that you pay each year as a percentage of the value of your investment)*	
Management Fees	0.85%
Other Expenses	0.97%
Total Annual Fund Operating Expenses	1.82%

EXAMPLE

This Example is intended to help you compare the cost of investing in the Fund with the cost of investing in other mutual funds. The Example does not reflect the fees and expenses which are, or may be, imposed under your variable insurance contract. If the Example were to reflect the deduction of such charges, the costs shown would be greater. The Example assumes that you invest $10,000 in the Fund for the time periods indicated and then redeem all of your shares at the end of those periods. The Example also assumes that your investment has a 5% return each year and that the Fund's operating expenses remain the same. Although your actual costs may be higher or lower, based on these assumptions your costs would be:

1 Year	3 Years	5 Years	10 Years
$185	$573	$985	$2,137

PORTFOLIO TURNOVER

The Fund pays transaction costs, such as commissions, when it buys and sells securities (or "turns over" its portfolio). A higher portfolio turnover rate may indicate higher transaction costs. These costs, which are not reflected in the Total Annual Fund Operating Expenses or the Example, affect the Fund's performance. During the most recent fiscal year, the Fund's portfolio turnover rate was 263% of the average value of its portfolio. The Fund's portfolio turnover rate is calculated without regard to cash instruments and most derivatives. If such instruments were included, the Fund's portfolio turnover rate might be significantly higher.

PRINCIPAL INVESTMENT STRATEGIES

Under normal circumstances, the Fund invests substantially all (at least 80%) of its net assets in equity securities of Telecommunications Companies that are traded in the United States and in derivatives, which primarily consist of futures contracts and options on securities, futures contracts, and stock indices. The Advisor employs a proprietary quantitative and qualitative methodology to identify Telecommunications Companies in which to invest. The methodology utilizes screens based on price, liquidity, and tradability. Stocks are weighted using a proprietary modified capitalization weighting methodology. The portfolio may be further adjusted to comply with regulatory investment limitations or as determined appropriate by the Advisor.

The Fund may invest to a significant extent in the securities of Telecommunications Companies that have small to mid-sized capitalizations. Telecommunications Companies include traditional and wireless telephone services or equipment providers, Internet equipment and service providers, and fiber-optics. The Fund also may purchase

American Depositary Receipts ("ADRs") to gain exposure to foreign Telecommunications Companies and U.S. government securities.

Investments in derivative instruments, such as futures and options, have the economic effect of creating financial leverage in the Fund's portfolio because such investments may give rise to losses that exceed the amount the Fund has invested in those instruments. Financial leverage will magnify, sometimes significantly, the Fund's exposure to any increase or decrease in prices associated with a particular reference asset resulting in increased volatility in the value of the Fund's portfolio. The value of the Fund's portfolio is likely to experience greater volatility over short-term periods. While such financial leverage has the potential to produce greater gains, it also may result in greater losses, which in some cases may cause the Fund to liquidate other portfolio investments at a loss to comply with limits on leverage and asset segregation requirements imposed by the Investment Company Act of 1940 or to meet redemption requests.

In an effort to ensure that the Fund is fully invested on a day-to-day basis, the Fund may conduct any necessary trading activity at or just prior to the close of the U.S. financial markets. As of March 31, 2020, the Fund has significant exposure to the Communication Services Sector and Information Technology Sector, as each sector is defined by the Global Industry Classification Standard, a widely recognized industry classification methodology developed by MSCI, Inc. and Standard & Poor's Financial Services LLC. Also, as of March 31, 2020, the Fund's investments are concentrated (*i.e.*, more than 25% of its assets) in securities issued by companies in the Communications Equipment Industry, a separate industry within the Information Technology Sector, and Diversified Telecommunication Services Industry, a separate industry within the Communication Services Sector. The Fund is non-diversified and, therefore, may invest a greater percentage of its assets in a particular issuer in comparison to a diversified fund.

PRINCIPAL RISKS

As with all mutual funds, a shareholder is subject to the risk that his or her investment could lose money. In addition to this risk, the Fund is subject to the principal risks described below.

DEPOSITARY RECEIPT RISK—The Fund may hold the securities of non-U.S. companies in the form of ADRs. The underlying securities of the ADRs in the Fund's portfolio are subject to fluctuations in foreign currency exchange rates that may affect the value of the Fund's portfolio. In addition, the value of the securities underlying the ADRs may change materially when the U.S. markets are not open for trading. Investments in the underlying foreign securities also involve political and economic risks distinct from those associated with investing in the securities of U.S. issuers.

DERIVATIVES RISK—The Fund's investments in derivatives may pose risks in addition to and greater than those associated with investing directly in securities or other investments, including risks relating to leverage, imperfect correlations with underlying investments or the Fund's other portfolio holdings, high price volatility, lack of availability, counterparty credit, liquidity, valuation and legal restrictions. Their use is a highly specialized activity that involves investment techniques and risks different from those associated with ordinary portfolio securities transactions. If the Advisor is incorrect about its expectations of market conditions, the use of derivatives could also result in a loss, which in some cases may be unlimited. Certain risks are specific to the derivatives in which the Fund invests.

> **FUTURES CONTRACTS RISK**—Futures contracts are typically exchange-traded contracts that call for the future delivery of an asset at a certain price and date, or cash settlement of the terms of the contract. Risks of futures contracts may be caused by an imperfect correlation between movements in the price of the instruments and the price of the underlying securities. In addition, there is the risk that the Fund may not be able to enter into a closing transaction because of an illiquid market. Exchanges can limit the number of positions that can be held or controlled by the Fund or the Advisor, thus limiting the ability to implement the Fund's strategies. Futures markets are highly volatile and the use of futures may increase the volatility of the Fund's net asset value ("NAV"). Futures also are subject to leverage risks and to liquidity risk.
>
> **OPTIONS CONTRACTS RISK**—Options or options on futures contracts give the holder of the option the right to buy (or to sell) a position in a security or in a contract to the writer of the option, at a certain price. They are subject to correlation risk because there may be an imperfect correlation between the options and the securities markets that cause a given transaction to fail to achieve its objectives. The successful use of options depends on the Advisor's ability to correctly predict future price fluctuations and the degree of correlation between the options and securities markets. Exchanges can limit the number of positions that can be held or controlled by

the Fund or the Advisor, thus limiting the ability to implement the Fund's strategies. Options also are particularly subject to leverage risk and can be subject to liquidity risk.

EARLY CLOSING RISK—The Fund is subject to the risk that unanticipated early closings of securities exchanges and other financial markets may result in the Fund's inability to buy or sell securities or other financial instruments on that day and may cause the Fund to incur substantial trading losses.

EQUITY RISK—The Fund is subject to the risk that the value of the equity securities and equity-based derivatives in the Fund's portfolio will decline due to volatility in the equity market caused by general market and economic conditions, perceptions regarding particular industries represented in the equity market, or factors relating to specific companies to which the Fund has investment exposure.

FOREIGN ISSUER EXPOSURE RISK—The Fund may invest in securities of foreign companies directly, or in financial instruments that are indirectly linked to the performance of foreign issuers, such as ADRs. The Fund's exposure to foreign issuers and investments in foreign securities, if any, are subject to additional risks in comparison to U.S. securities and U.S. issuers, including currency fluctuations, adverse political and economic developments, unreliable or untimely information, less liquidity, limited legal recourse and higher transactional costs.

INDUSTRY CONCENTRATION RISK—The Fund expects to concentrate (*i.e.*, invest more than 25% of its net assets) its investments in a limited number of issuers conducting business in the same industry or group of related industries. To the extent the Fund does so, the Fund is more vulnerable to adverse market, economic, regulatory, political or other developments affecting that industry or group of related industries than a fund that invests its assets more broadly. As of March 31, 2020, the Fund's investments are concentrated in securities issued by companies in the industries described below.

Communications Equipment Industry. As a result of the Fund's concentration in the Communications Equipment Industry, the Fund is subject to the risks associated with that Industry. The Communications Equipment Industry includes manufacturers of communication equipment and products, including, local area networks (LANs), wide area networks (WANs), routers, telephones, switchboards and exchanges. The prices of the securities of companies in the Communications Equipment Industry may fluctuate widely due to competitive pressures, increased sensitivity to short product cycles and aggressive pricing, heavy expenses incurred for research and development of products or services that prove unsuccessful, problems related to bringing products to market, and rapid obsolescence of products. Legislative or regulatory changes and increased government supervision also may affect companies in the Communications Equipment Industry. The Communications Equipment Industry is a separate industry within the Information Technology Sector.

Diversified Telecommunication Services Industry. As a result of the Fund's concentration in the Diversified Telecommunication Services Industry, the Fund is subject to the risks associated with that Industry. The Diversified Telecommunication Services Industry includes providers of communications and high-density data transmission services, primarily through a high bandwidth/fiber-optic cable network, and operators and companies providing fixed-line telecommunications networks and other fixed-line telecommunications services. The prices of the securities of companies in the Diversified Telecommunication Services Industry may fluctuate widely due to both federal and state regulations governing rates of return and services that may be offered, fierce competition for market share, and competitive challenges in the U.S. from foreign competitors engaged in strategic joint ventures with U.S. companies, and in foreign markets from both U.S. and foreign competitors. In addition, recent industry consolidation trends may lead to increased regulation of telecommunications companies in their primary markets. Legislative or regulatory changes and increased government supervision also may affect companies in the Diversified Telecommunication Services Industry. The Diversified Telecommunication Services Industry is a separate industry within the Communication Services Sector.

MARKET RISK—The market value of the securities and derivatives held by the Fund may fluctuate over time in response to factors affecting individual companies or other factors such as changing economic, political or financial markets.

MID-CAPITALIZATION SECURITIES RISK—The Fund is subject to the risk that medium-capitalization stocks may underperform other segments of the equity market or the equity market as a whole. Securities of medium-capitalization companies may experience more price volatility, greater spreads between their bid and ask prices, lower

trading volumes, and cyclical or static growth prospects. Medium-capitalization companies often have limited product lines, markets or financial resources, and may therefore be more vulnerable to adverse developments than larger capitalization companies.

NON-DIVERSIFICATION RISK—The Fund is considered non-diversified and can invest a greater portion of its assets in securities of individual issuers than a diversified fund. As a result, changes in the market value of a single issuer's securities could cause greater fluctuations in the value of Fund shares than would occur in a diversified fund.

PORTFOLIO TURNOVER RISK—The Fund's strategy may frequently involve buying and selling portfolio securities, which may lead to increased costs to the Fund. Portfolio turnover risk may cause the Fund's performance to be less than you expect.

REGULATORY AND LEGAL RISK—U.S. and non-U.S. governmental agencies and other regulators regularly implement additional regulations and legislators pass new laws that affect the investments held by the Fund, the strategies used by the Fund or the level of regulation or taxation applying to the Fund (such as regulations related to investments in derivatives and other transactions). These regulations and laws impact the investment strategies, performance, costs and operations of the Fund or taxation of shareholders.

SECTOR RISK—The Fund is subject to the Sector Risks described below.

> ***Communication Services Sector Risk.*** The Fund's investments are exposed to issuers conducting business in the Communication Services Sector. The Communication Services Sector includes companies that facilitate communication and offer related content and information through various mediums. It includes telecom and media & entertainment companies including producers of interactive gaming products and companies engaged in content and information creation or distribution through proprietary platforms. The Fund is subject to the risk that the securities of such issuers will underperform the market as a whole due to legislative or regulatory changes, adverse market conditions and/or increased competition affecting the Communication Services Sector. The performance of companies operating in the Communication Services Sector has historically been closely tied to the performance of the overall economy, and also is affected by economic growth, consumer confidence, attitudes and spending. Increased sensitivity to short product cycles and aggressive pricing, challenges in bringing products to market and changes in demographics and consumer tastes also can affect the demand for, and success of, communication services products and services in the marketplace.
>
> ***Information Technology Sector Risk.*** The Fund's investments are exposed to issuers conducting business in the Information Technology Sector. The Information Technology Sector includes companies that offer software and information technology services, manufacturers and distributors of technology hardware and equipment such as communications equipment, cellular phones, computers and peripherals, electronic equipment and related instruments and semiconductors. The Fund is subject to the risk that the securities of such issuers will underperform the market as a whole due to legislative or regulatory changes, adverse market conditions and/or increased competition affecting the Information Technology Sector. The prices of the securities of companies operating in the Information Technology Sector are closely tied to market competition, increased sensitivity to short product cycles and aggressive pricing, and problems with bringing products to market.

SHAREHOLDER TRADING RISK—The Fund may be used as a tool for certain investors that employ trading strategies involving frequent trading. Such trading strategies may lead to increased portfolio turnover in the Fund and higher transaction costs. Large movements of assets into and out of the Fund due to active or frequent trading also may adversely affect the Fund's ability to achieve its investment objective.

SMALL-CAPITALIZATION SECURITIES RISK—The Fund is subject to the risk that small-capitalization stocks may underperform other segments of the equity market or the equity market as a whole. Small-capitalization companies may be more vulnerable than larger, more established organizations to adverse business or economic developments. Securities of small-capitalization companies may experience much more price volatility, greater spreads between their bid and ask prices, significantly lower trading volumes, and cyclical or static growth prospects. Small-capitalization companies often have limited product lines, markets or financial resources, and may therefore be more vulnerable to adverse developments than larger capitalization companies.

TEMPORARY DEFENSIVE INVESTMENT RISK—The Advisor generally does not attempt to take defensive positions in the Fund in declining markets. Therefore, the Fund may be subject to greater losses in a declining market than a fund that does take defensive positions in declining markets.

TRADING HALT RISK—The Fund typically will hold futures contracts and short-term options. The major exchanges on which these contracts are traded, such as the Chicago Mercantile Exchange, have established limits on how much the trading price of a futures contract or option may decline over various time periods within a day, and may halt trading in a contract that exceeds such limits. If a trading halt occurs, the Fund may temporarily be unable to purchase or sell certain securities, futures contracts or options. Such a trading halt near the time the Fund prices its shares may limit the Fund's ability to fully invest its assets, which could adversely affect performance, and may prevent the Fund from achieving its investment objective.

PERFORMANCE INFORMATION

The following bar chart shows the performance of the shares of the Fund from year to year. The variability of performance over time provides an indication of the risks of investing in the Fund. The following table shows the performance of the shares of the Fund as an average over different periods of time in comparison to the performance of a broad-based market index. The figures in the bar chart and table assume the reinvestment of dividends and capital gains distributions. The performance information below does not reflect fees and expenses of any variable contract that may use the Fund as its underlying investment and would be lower if it did. Of course, this past performance (before taxes) does not necessarily indicate how the Fund will perform in the future.

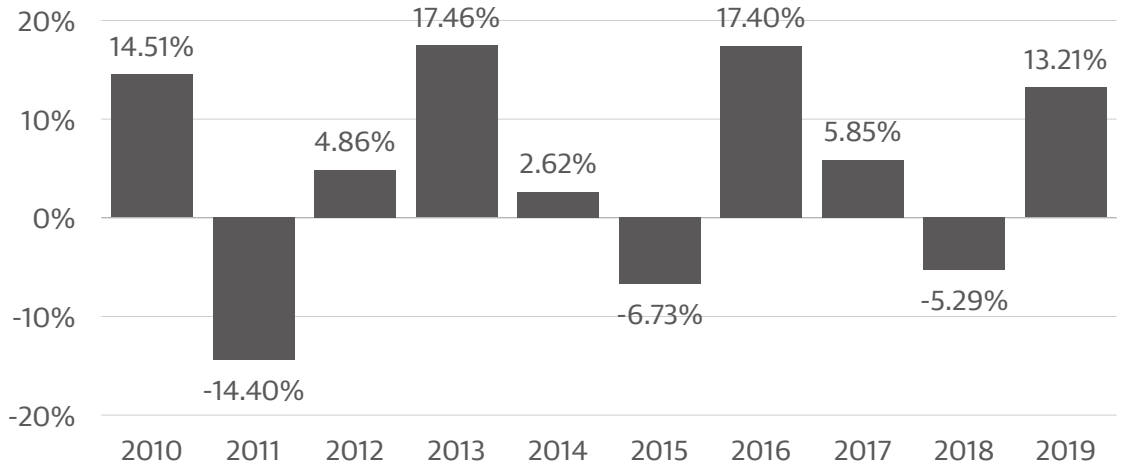

Highest Quarter Return
Q3 2010 17.76%

Lowest Quarter Return
Q3 2011 -17.76%

AVERAGE ANNUAL TOTAL RETURN
(for periods ended December 31, 2019)

	Past 1 Year	Past 5 Years	Past 10 Years
Telecommunications Fund	13.21%	4.44%	4.41%
S&P 500® Index *(reflects no deduction for fees, expenses or taxes)*	31.49%	11.70%	13.56%

MANAGEMENT

INVESTMENT ADVISOR

Security Investors, LLC, which operates under the name Guggenheim Investments, serves as the investment adviser of the Fund.

PORTFOLIO MANAGERS

- **Michael P. Byrum**, CFA, Senior Vice President. Mr. Byrum has been associated with the Advisor since 1993.
- **Ryan A. Harder,** CFA, Portfolio Manager. Mr. Harder has been associated with the Advisor since 2004.

PURCHASE AND SALE OF FUND SHARES

Shares of the Fund are purchased by insurance companies for their separate accounts to fund variable life insurance and variable annuity contracts. All orders for the purchase of shares are subject to acceptance or rejection by the Trust. All redemption requests will be processed and payment with respect thereto will be made within seven days after tender.

TAX INFORMATION

The tax consequences of your investment in the Fund depend on the provisions of the annuity or life insurance program through which you invest. For more information on taxes, please refer to the accompanying prospectus of the annuity or life insurance program through which Fund shares are offered.

TRANSPORTATION FUND

INVESTMENT OBJECTIVE

The Transportation Fund (the "Fund") seeks to provide capital appreciation by investing in companies engaged in providing transportation services or companies engaged in the design, manufacture, distribution, or sale of transportation equipment ("Transportation Companies").

FEES AND EXPENSES OF THE FUND

This table describes the fees and expenses that you may pay if you buy and hold shares of the Fund. Owners of variable annuity and insurance contracts that invest in the Fund also should refer to the variable insurance contract prospectus for a description of fees and expenses that may be deducted at the separate account level or contract level for any charges that may be incurred under a contract. If the information below were to reflect the deduction of insurance charges, fees and expenses would be higher.

SHAREHOLDER FEES *(fees paid directly from your investment)*	N/A
ANNUAL FUND OPERATING EXPENSES *(expenses that you pay each year as a percentage of the value of your investment)*	
Management Fees	0.85%
Other Expenses	0.98%
Total Annual Fund Operating Expenses	1.83%

EXAMPLE

This Example is intended to help you compare the cost of investing in the Fund with the cost of investing in other mutual funds. The Example does not reflect the fees and expenses which are, or may be, imposed under your variable insurance contract. If the Example were to reflect the deduction of such charges, the costs shown would be greater. The Example assumes that you invest $10,000 in the Fund for the time periods indicated and then redeem all of your shares at the end of those periods. The Example also assumes that your investment has a 5% return each year and that the Fund's operating expenses remain the same. Although your actual costs may be higher or lower, based on these assumptions your costs would be:

1 Year	3 Years	5 Years	10 Years
$186	$576	$990	$2,148

PORTFOLIO TURNOVER

The Fund pays transaction costs, such as commissions, when it buys and sells securities (or "turns over" its portfolio). A higher portfolio turnover rate may indicate higher transaction costs. These costs, which are not reflected in the Total Annual Fund Operating Expenses or the Example, affect the Fund's performance. During the most recent fiscal year, the Fund's portfolio turnover rate was 277% of the average value of its portfolio. The Fund's portfolio turnover rate is calculated without regard to cash instruments and most derivatives. If such instruments were included, the Fund's portfolio turnover rate might be significantly higher.

PRINCIPAL INVESTMENT STRATEGIES

Under normal circumstances, the Fund invests substantially all (at least 80%) of its net assets in equity securities of Transportation Companies that are traded in the United States and in derivatives, which primarily consist of futures contracts and options on securities, futures contracts, and stock indices. The Advisor employs a proprietary quantitative and qualitative methodology to identify Transportation Companies in which to invest. The methodology utilizes screens based on price, liquidity, and tradability. Stocks are weighted using a proprietary modified capitalization weighting methodology. The portfolio may be further adjusted to comply with regulatory investment limitations or as determined appropriate by the Advisor.

The Fund may invest to a significant extent in the securities of Transportation Companies that have small to mid-sized capitalizations. Transportation Companies may include, for example, companies involved in the movement of freight or people, such as airline, railroad, ship, truck and bus companies; equipment manufacturers; parts suppliers;

and companies involved in leasing, maintenance, and transportation-related services. The Fund also may purchase American Depositary Receipts ("ADRs") to gain exposure to foreign Transportation Companies and U.S. government securities.

Investments in derivative instruments, such as futures and options, have the economic effect of creating financial leverage in the Fund's portfolio because such investments may give rise to losses that exceed the amount the Fund has invested in those instruments. Financial leverage will magnify, sometimes significantly, the Fund's exposure to any increase or decrease in prices associated with a particular reference asset resulting in increased volatility in the value of the Fund's portfolio. The value of the Fund's portfolio is likely to experience greater volatility over short-term periods. While such financial leverage has the potential to produce greater gains, it also may result in greater losses, which in some cases may cause the Fund to liquidate other portfolio investments at a loss to comply with limits on leverage and asset segregation requirements imposed by the Investment Company Act of 1940 or to meet redemption requests.

In an effort to ensure that the Fund is fully invested on a day-to-day basis, the Fund may conduct any necessary trading activity at or just prior to the close of the U.S. financial markets. As of March 31, 2020, the Fund has significant exposure to the Consumer Discretionary Sector and Industrials Sector, as each sector is defined by the Global Industry Classification Standard, a widely recognized industry classification methodology developed by MSCI, Inc. and Standard & Poor's Financial Services LLC. Also, as of March 31, 2020, the Fund's investments are concentrated (*i.e.*, more than 25% of its assets) in securities issued by companies in the Road & Rail Industry, a separate industry within the Industrials Sector.

PRINCIPAL RISKS

As with all mutual funds, a shareholder is subject to the risk that his or her investment could lose money. In addition to this risk, the Fund is subject to the principal risks described below.

DEPOSITARY RECEIPT RISK—The Fund may hold the securities of non-U.S. companies in the form of ADRs. The underlying securities of the ADRs in the Fund's portfolio are subject to fluctuations in foreign currency exchange rates that may affect the value of the Fund's portfolio. In addition, the value of the securities underlying the ADRs may change materially when the U.S. markets are not open for trading. Investments in the underlying foreign securities also involve political and economic risks distinct from those associated with investing in the securities of U.S. issuers.

DERIVATIVES RISK—The Fund's investments in derivatives may pose risks in addition to and greater than those associated with investing directly in securities or other investments, including risks relating to leverage, imperfect correlations with underlying investments or the Fund's other portfolio holdings, high price volatility, lack of availability, counterparty credit, liquidity, valuation and legal restrictions. Their use is a highly specialized activity that involves investment techniques and risks different from those associated with ordinary portfolio securities transactions. If the Advisor is incorrect about its expectations of market conditions, the use of derivatives could also result in a loss, which in some cases may be unlimited. Certain risks are specific to the derivatives in which the Fund invests.

> **FUTURES CONTRACTS RISK**—Futures contracts are typically exchange-traded contracts that call for the future delivery of an asset at a certain price and date, or cash settlement of the terms of the contract. Risks of futures contracts may be caused by an imperfect correlation between movements in the price of the instruments and the price of the underlying securities. In addition, there is the risk that the Fund may not be able to enter into a closing transaction because of an illiquid market. Exchanges can limit the number of positions that can be held or controlled by the Fund or the Advisor, thus limiting the ability to implement the Fund's strategies. Futures markets are highly volatile and the use of futures may increase the volatility of the Fund's net asset value ("NAV"). Futures also are subject to leverage risks and to liquidity risk.
>
> **OPTIONS CONTRACTS RISK**—Options or options on futures contracts give the holder of the option the right to buy (or to sell) a position in a security or in a contract to the writer of the option, at a certain price. They are subject to correlation risk because there may be an imperfect correlation between the options and the securities markets that cause a given transaction to fail to achieve its objectives. The successful use of options depends on the Advisor's ability to correctly predict future price fluctuations and the degree of correlation between the options and securities markets. Exchanges can limit the number of positions that can be held or controlled by

the Fund or the Advisor, thus limiting the ability to implement the Fund's strategies. Options also are particularly subject to leverage risk and can be subject to liquidity risk.

EARLY CLOSING RISK—The Fund is subject to the risk that unanticipated early closings of securities exchanges and other financial markets may result in the Fund's inability to buy or sell securities or other financial instruments on that day and may cause the Fund to incur substantial trading losses.

EQUITY RISK—The Fund is subject to the risk that the value of the equity securities and equity-based derivatives in the Fund's portfolio will decline due to volatility in the equity market caused by general market and economic conditions, perceptions regarding particular industries represented in the equity market, or factors relating to specific companies to which the Fund has investment exposure.

FOREIGN ISSUER EXPOSURE RISK—The Fund may invest in securities of foreign companies directly, or in financial instruments that are indirectly linked to the performance of foreign issuers, such as ADRs. The Fund's exposure to foreign issuers and investments in foreign securities, if any, are subject to additional risks in comparison to U.S. securities and U.S. issuers, including currency fluctuations, adverse political and economic developments, unreliable or untimely information, less liquidity, limited legal recourse and higher transactional costs.

INDUSTRY CONCENTRATION RISK—The Fund expects to concentrate (*i.e.*, invest more than 25% of its net assets) its investments in a limited number of issuers conducting business in the same industry or group of related industries. To the extent the Fund does so, the Fund is more vulnerable to adverse market, economic, regulatory, political or other developments affecting that industry or group of related industries than a fund that invests its assets more broadly. As of March 31, 2020, the Fund's investments are concentrated in securities issued by companies in the Road & Rail Industry. As a result of the Fund's concentration in the Road & Rail Industry, the Fund is subject to the risks associated with that Industry. The Road & Rail Industry includes companies providing goods and passenger rail and land transportation. The prices of the securities of companies in the Road & Rail Industry may fluctuate widely due to their cyclical nature, occasional sharp price movements which may result from changes in the economy, fuel prices, labor agreements, and insurance costs, the recent trend of government deregulation, and increased competition from foreign companies, many of which are partially funded by foreign governments and which may be less sensitive to short-term economic pressures. Legislative or regulatory changes and increased government supervision also may affect companies in the Road & Rail Industry. The Road & Rail Industry is a separate industry within the Industrials Sector.

MARKET RISK—The market value of the securities and derivatives held by the Fund may fluctuate over time in response to factors affecting individual companies or other factors such as changing economic, political or financial markets.

MID-CAPITALIZATION SECURITIES RISK—The Fund is subject to the risk that medium-capitalization stocks may underperform other segments of the equity market or the equity market as a whole. Securities of medium-capitalization companies may experience more price volatility, greater spreads between their bid and ask prices, lower trading volumes, and cyclical or static growth prospects. Medium-capitalization companies often have limited product lines, markets or financial resources, and may therefore be more vulnerable to adverse developments than larger capitalization companies.

REGULATORY AND LEGAL RISK—U.S. and non-U.S. governmental agencies and other regulators regularly implement additional regulations and legislators pass new laws that affect the investments held by the Fund, the strategies used by the Fund or the level of regulation or taxation applying to the Fund (such as regulations related to investments in derivatives and other transactions). These regulations and laws impact the investment strategies, performance, costs and operations of the Fund or taxation of shareholders.

PORTFOLIO TURNOVER RISK—The Fund's strategy may frequently involve buying and selling portfolio securities, which may lead to increased costs to the Fund. Portfolio turnover risk may cause the Fund's performance to be less than you expect.

SECTOR RISK—The Fund is subject to the Sector Risks described below.

Consumer Discretionary Sector Risk. The Fund's investments are exposed to issuers conducting business in the Consumer Discretionary Sector. The manufacturing segment of the Consumer Discretionary Sector

includes automotive, household durable goods, leisure equipment and textiles and apparel. The services segment includes hotels, restaurants and other leisure facilities, media production and services, and consumer retailing and services. The Fund is subject to the risk that the securities of such issuers will underperform the market as a whole due to legislative or regulatory changes, adverse market conditions and/or increased competition affecting the Consumer Discretionary Sector. The performance of companies operating in the Consumer Discretionary Sector has historically been closely tied to the performance of the overall economy, and also is affected by economic growth, consumer confidence, attitudes and spending. Changes in demographics and consumer tastes also can affect the demand for, and success of, consumer products and services in the marketplace. Moreover, the Consumer Discretionary Sector encompasses those businesses that tend to be the most sensitive to economic cycles.

Industrials Sector Risk. The Fund's investments are exposed to issuers conducting business in the Industrials Sector. The Industrials Sector includes manufacturers and distributors of capital goods such as aerospace and defense, building projects, electrical equipment and machinery, and companies that offer construction and engineering services. It also includes providers of commercial and professional services including printing, environmental and facilities services, office services and supplies, security and alarm services, human resource and employment services, and research and consulting services. It also includes companies that provide transportation services. The Fund is subject to the risk that the securities of such issuers will underperform the market as a whole due to legislative or regulatory changes, adverse market conditions and/or increased competition affecting the Industrials Sector. The prices of the securities of companies operating in the Industrials Sector may fluctuate due to the level and volatility of commodity prices, the exchange value of the dollar, import controls, worldwide competition, liability for environmental damage, depletion of resources, and mandated expenditures for safety and pollution control devices.

SHAREHOLDER TRADING RISK—The Fund may be used as a tool for certain investors that employ trading strategies involving frequent trading. Such trading strategies may lead to increased portfolio turnover in the Fund and higher transaction costs. Large movements of assets into and out of the Fund due to active or frequent trading also may adversely affect the Fund's ability to achieve its investment objective.

SMALL-CAPITALIZATION SECURITIES RISK—The Fund is subject to the risk that small-capitalization stocks may underperform other segments of the equity market or the equity market as a whole. Small-capitalization companies may be more vulnerable than larger, more established organizations to adverse business or economic developments. Securities of small-capitalization companies may experience much more price volatility, greater spreads between their bid and ask prices, significantly lower trading volumes, and cyclical or static growth prospects. Small-capitalization companies often have limited product lines, markets or financial resources, and may therefore be more vulnerable to adverse developments than larger capitalization companies.

TEMPORARY DEFENSIVE INVESTMENT RISK—The Advisor generally does not attempt to take defensive positions in the Fund in declining markets. Therefore, the Fund may be subject to greater losses in a declining market than a fund that does take defensive positions in declining markets.

TRADING HALT RISK—The Fund typically will hold futures contracts and short-term options. The major exchanges on which these contracts are traded, such as the Chicago Mercantile Exchange, have established limits on how much the trading price of a futures contract or option may decline over various time periods within a day, and may halt trading in a contract that exceeds such limits. If a trading halt occurs, the Fund may temporarily be unable to purchase or sell certain securities, futures contracts or options. Such a trading halt near the time the Fund prices its shares may limit the Fund's ability to fully invest its assets, which could adversely affect performance, and may prevent the Fund from achieving its investment objective.

PERFORMANCE INFORMATION

The following bar chart shows the performance of the shares of the Fund from year to year. The variability of performance over time provides an indication of the risks of investing in the Fund. The following table shows the performance of the shares of the Fund as an average over different periods of time in comparison to the performance of a broad-based market index. The figures in the bar chart and table assume the reinvestment of dividends and capital gains distributions. The performance information below does not reflect fees and expenses of any variable contract that may use the Fund as its underlying investment and would be lower if it did. Of course, this past performance (before taxes) does not necessarily indicate how the Fund will perform in the future.

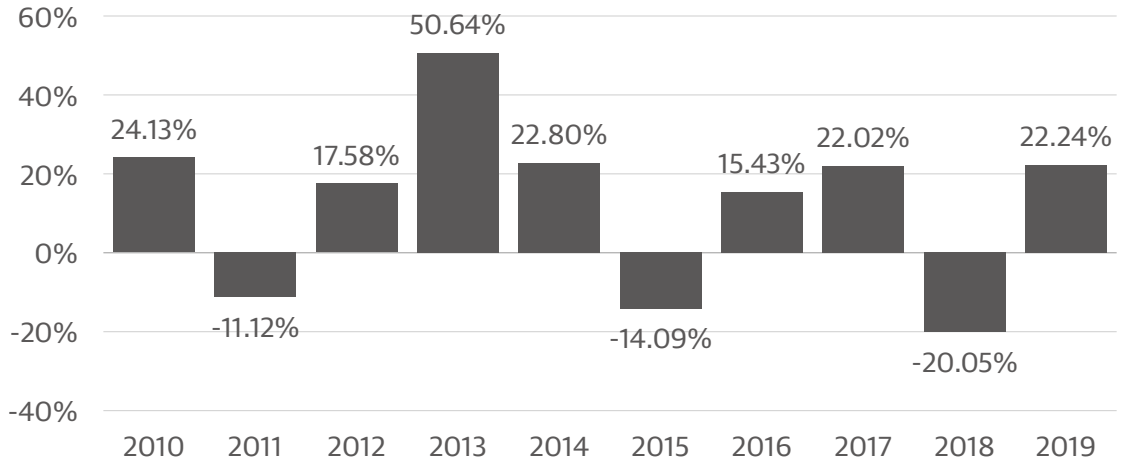

Highest Quarter Return
Q4 2011 13.56%

Lowest Quarter Return
Q3 2011 -24.37%

AVERAGE ANNUAL TOTAL RETURN
(for periods ended December 31, 2019)

	Past 1 Year	Past 5 Years	Past 10 Years
Transportation Fund	22.24%	3.41%	10.99%
S&P 500® Index *(reflects no deduction for fees, expenses or taxes)*	31.49%	11.70%	13.56%

MANAGEMENT

INVESTMENT ADVISOR
Security Investors, LLC, which operates under the name Guggenheim Investments, serves as the investment adviser of the Fund.

PORTFOLIO MANAGERS
- **Michael P. Byrum**, CFA, Senior Vice President. Mr. Byrum has been associated with the Advisor since 1993.
- **Ryan A. Harder,** CFA, Portfolio Manager. Mr. Harder has been associated with the Advisor since 2004.

PURCHASE AND SALE OF FUND SHARES
Shares of the Fund are purchased by insurance companies for their separate accounts to fund variable life insurance and variable annuity contracts. All orders for the purchase of shares are subject to acceptance or rejection by the Trust. All redemption requests will be processed and payment with respect thereto will be made within seven days after tender.

TAX INFORMATION
The tax consequences of your investment in the Fund depend on the provisions of the annuity or life insurance program through which you invest. For more information on taxes, please refer to the accompanying prospectus of the annuity or life insurance program through which Fund shares are offered.

UTILITIES FUND

INVESTMENT OBJECTIVE

The Utilities Fund (the "Fund") seeks to provide capital appreciation by investing in companies that operate public utilities ("Utilities Companies").

FEES AND EXPENSES OF THE FUND

This table describes the fees and expenses that you may pay if you buy and hold shares of the Fund. Owners of variable annuity and insurance contracts that invest in the Fund also should refer to the variable insurance contract prospectus for a description of fees and expenses that may be deducted at the separate account level or contract level for any charges that may be incurred under a contract. If the information below were to reflect the deduction of insurance charges, fees and expenses would be higher.

SHAREHOLDER FEES *(fees paid directly from your investment)*	N/A
ANNUAL FUND OPERATING EXPENSES *(expenses that you pay each year as a percentage of the value of your investment)*	
Management Fees	0.85%
Other Expenses	0.97%
Total Annual Fund Operating Expenses	1.82%

EXAMPLE

This Example is intended to help you compare the cost of investing in the Fund with the cost of investing in other mutual funds. The Example does not reflect the fees and expenses which are, or may be, imposed under your variable insurance contract. If the Example were to reflect the deduction of such charges, the costs shown would be greater. The Example assumes that you invest $10,000 in the Fund for the time periods indicated and then redeem all of your shares at the end of those periods. The Example also assumes that your investment has a 5% return each year and that the Fund's operating expenses remain the same. Although your actual costs may be higher or lower, based on these assumptions your costs would be:

1 Year	3 Years	5 Years	10 Years
$185	$573	$985	$2,137

PORTFOLIO TURNOVER

The Fund pays transaction costs, such as commissions, when it buys and sells securities (or "turns over" its portfolio). A higher portfolio turnover rate may indicate higher transaction costs. These costs, which are not reflected in the Total Annual Fund Operating Expenses or the Example, affect the Fund's performance. During the most recent fiscal year, the Fund's portfolio turnover rate was 144% of the average value of its portfolio. The Fund's portfolio turnover rate is calculated without regard to cash instruments and most derivatives. If such instruments were included, the Fund's portfolio turnover rate might be significantly higher.

PRINCIPAL INVESTMENT STRATEGIES

Under normal circumstances, the Fund invests substantially all (at least 80%) of its net assets in equity securities of Utilities Companies that are traded in the United States and in derivatives, which primarily consist of futures contracts and options on securities, futures contracts, and stock indices. The Advisor employs a proprietary quantitative and qualitative methodology to identify Utilities Companies in which to invest. The methodology utilizes screens based on price, liquidity, and tradability. Stocks are weighted using a proprietary modified capitalization weighting methodology. The portfolio may be further adjusted to comply with regulatory investment limitations or as determined appropriate by the Advisor.

The Fund may invest to a significant extent in the securities of Utilities Companies that have small to mid-sized capitalizations. Utilities Companies may include companies involved in the manufacturing, production, generation, transmission, distribution or sales of gas or electric energy; water supply, waste and sewage disposal; and companies

that receive a majority of their revenues from their public utility operations. The Fund also may purchase American Depositary Receipts ("ADRs") to gain exposure to foreign Utilities Companies and U.S. government securities.

Investments in derivative instruments, such as futures and options, have the economic effect of creating financial leverage in the Fund's portfolio because such investments may give rise to losses that exceed the amount the Fund has invested in those instruments. Financial leverage will magnify, sometimes significantly, the Fund's exposure to any increase or decrease in prices associated with a particular reference asset resulting in increased volatility in the value of the Fund's portfolio. The value of the Fund's portfolio is likely to experience greater volatility over short-term periods. While such financial leverage has the potential to produce greater gains, it also may result in greater losses, which in some cases may cause the Fund to liquidate other portfolio investments at a loss to comply with limits on leverage and asset segregation requirements imposed by the Investment Company Act of 1940 or to meet redemption requests.

In an effort to ensure that the Fund is fully invested on a day-to-day basis, the Fund may conduct any necessary trading activity at or just prior to the close of the U.S. financial markets. As of March 31, 2020, the Fund has significant exposure to the Utilities Sector, as that sector is defined by the Global Industry Classification Standard, a widely recognized industry classification methodology developed by MSCI, Inc. and Standard & Poor's Financial Services LLC. Also, as of March 31, 2020, the Fund's investments are concentrated (*i.e.*, more than 25% of its assets) in securities issued by companies in the Electric Utilities Industry and Multi-Utilities Industry, separate industries within the Utilities Sector.

PRINCIPAL RISKS

As with all mutual funds, a shareholder is subject to the risk that his or her investment could lose money. In addition to this risk, the Fund is subject to the principal risks described below.

DEPOSITARY RECEIPT RISK—The Fund may hold the securities of non-U.S. companies in the form of ADRs. The underlying securities of the ADRs in the Fund's portfolio are subject to fluctuations in foreign currency exchange rates that may affect the value of the Fund's portfolio. In addition, the value of the securities underlying the ADRs may change materially when the U.S. markets are not open for trading. Investments in the underlying foreign securities also involve political and economic risks distinct from those associated with investing in the securities of U.S. issuers.

DERIVATIVES RISK—The Fund's investments in derivatives may pose risks in addition to and greater than those associated with investing directly in securities or other investments, including risks relating to leverage, imperfect correlations with underlying investments or the Fund's other portfolio holdings, high price volatility, lack of availability, counterparty credit, liquidity, valuation and legal restrictions. Their use is a highly specialized activity that involves investment techniques and risks different from those associated with ordinary portfolio securities transactions. If the Advisor is incorrect about its expectations of market conditions, the use of derivatives could also result in a loss, which in some cases may be unlimited. Certain risks are specific to the derivatives in which the Fund invests.

> **FUTURES CONTRACTS RISK**—Futures contracts are typically exchange-traded contracts that call for the future delivery of an asset at a certain price and date, or cash settlement of the terms of the contract. Risks of futures contracts may be caused by an imperfect correlation between movements in the price of the instruments and the price of the underlying securities. In addition, there is the risk that the Fund may not be able to enter into a closing transaction because of an illiquid market. Exchanges can limit the number of positions that can be held or controlled by the Fund or the Advisor, thus limiting the ability to implement the Fund's strategies. Futures markets are highly volatile and the use of futures may increase the volatility of the Fund's net asset value ("NAV"). Futures also are subject to leverage risks and to liquidity risk.
>
> **OPTIONS CONTRACTS RISK**—Options or options on futures contracts give the holder of the option the right to buy (or to sell) a position in a security or in a contract to the writer of the option, at a certain price. They are subject to correlation risk because there may be an imperfect correlation between the options and the securities markets that cause a given transaction to fail to achieve its objectives. The successful use of options depends on the Advisor's ability to correctly predict future price fluctuations and the degree of correlation between the options and securities markets. Exchanges can limit the number of positions that can be held or controlled by the Fund or the Advisor, thus limiting the ability to implement the Fund's strategies. Options also are particularly subject to leverage risk and can be subject to liquidity risk.

EARLY CLOSING RISK—The Fund is subject to the risk that unanticipated early closings of securities exchanges and other financial markets may result in the Fund's inability to buy or sell securities or other financial instruments on that day and may cause the Fund to incur substantial trading losses.

EQUITY RISK—The Fund is subject to the risk that the value of the equity securities and equity-based derivatives in the Fund's portfolio will decline due to volatility in the equity market caused by general market and economic conditions, perceptions regarding particular industries represented in the equity market, or factors relating to specific companies to which the Fund has investment exposure.

FOREIGN ISSUER EXPOSURE RISK—The Fund may invest in securities of foreign companies directly, or in financial instruments that are indirectly linked to the performance of foreign issuers, such as ADRs. The Fund's exposure to foreign issuers and investments in foreign securities, if any, are subject to additional risks in comparison to U.S. securities and U.S. issuers, including currency fluctuations, adverse political and economic developments, unreliable or untimely information, less liquidity, limited legal recourse and higher transactional costs.

INDUSTRY CONCENTRATION RISK—The Fund expects to concentrate (*i.e.*, invest more than 25% of its net assets) its investments in a limited number of issuers conducting business in the same industry or group of related industries. To the extent the Fund does so, the Fund is more vulnerable to adverse market, economic, regulatory, political or other developments affecting that industry or group of related industries than a fund that invests its assets more broadly. As of March 31, 2020, the Fund's investments are concentrated in securities issued by companies in the Electric Utilities Industry and Multi-Utilities Industry. As a result of the Fund's concentration in the Electric Utilities Industry and Multi-Utilities Industry, the Fund is subject to the risks associated with those Industries. The Electric Utilities Industry includes companies that produce or distribute electricity, including both nuclear and non-nuclear. The Multi-Utilities Industry includes utility companies engaged in Electric Utility, Gas Utility and/or Water Utility core operations as well as other diversified activities. The prices of securities in the Electric Utilities Industry and Multi-Utilities Industry may fluctuate significantly due to supply and demand, governmental regulation and environmental issues, economic conditions generally affecting electric and utilities companies, competitive pressures due to deregulation in the electric and utilities industries, increased sensitivity to the cost of energy production; and environmental factors such as conservation of natural resources or pollution control. Legislative or regulatory changes and increased government supervision also may affect companies in the Electric Utilities Industry and Multi-Utilities Industry. The Electric Utilities Industry and Multi-Utilities Industry are separate industries within the Utilities Sector.

MARKET RISK—The market value of the securities and derivatives held by the Fund may fluctuate over time in response to factors affecting individual companies or other factors such as changing economic, political or financial markets.

MID-CAPITALIZATION SECURITIES RISK—The Fund is subject to the risk that medium-capitalization stocks may underperform other segments of the equity market or the equity market as a whole. Securities of medium-capitalization companies may experience more price volatility, greater spreads between their bid and ask prices, lower trading volumes, and cyclical or static growth prospects. Medium-capitalization companies often have limited product lines, markets or financial resources, and may therefore be more vulnerable to adverse developments than larger capitalization companies.

PORTFOLIO TURNOVER RISK—The Fund's strategy may frequently involve buying and selling portfolio securities, which may lead to increased costs to the Fund. Portfolio turnover risk may cause the Fund's performance to be less than you expect.

REGULATORY AND LEGAL RISK—U.S. and non-U.S. governmental agencies and other regulators regularly implement additional regulations and legislators pass new laws that affect the investments held by the Fund, the strategies used by the Fund or the level of regulation or taxation applying to the Fund (such as regulations related to investments in derivatives and other transactions). These regulations and laws impact the investment strategies, performance, costs and operations of the Fund or taxation of shareholders.

SECTOR RISK—The Fund is subject to the Sector Risk described below.

> ***Utilities Sector Risk.*** The Fund's investments are exposed to issuers conducting business in the Utilities Sector. The Utilities Sector includes utility companies such as electric, gas and water utilities. It also includes independent power producers and energy traders and companies that engage in generation and distribution

of electricity using renewable sources. The Fund is subject to the risk that the securities of such issuers will underperform the market as a whole due to legislative or regulatory changes, adverse market conditions and/or increased competition affecting the Utilities Sector. The prices of the securities of companies operating in the Utilities Sector are closely tied to government regulation and market competition.

SHAREHOLDER TRADING RISK—The Fund may be used as a tool for certain investors that employ trading strategies involving frequent trading. Such trading strategies may lead to increased portfolio turnover in the Fund and higher transaction costs. Large movements of assets into and out of the Fund due to active or frequent trading also may adversely affect the Fund's ability to achieve its investment objective.

SMALL-CAPITALIZATION SECURITIES RISK—The Fund is subject to the risk that small-capitalization stocks may underperform other segments of the equity market or the equity market as a whole. Small-capitalization companies may be more vulnerable than larger, more established organizations to adverse business or economic developments. Securities of small-capitalization companies may experience much more price volatility, greater spreads between their bid and ask prices, significantly lower trading volumes, and cyclical or static growth prospects. Small-capitalization companies often have limited product lines, markets or financial resources, and may therefore be more vulnerable to adverse developments than larger capitalization companies.

TEMPORARY DEFENSIVE INVESTMENT RISK—The Advisor generally does not attempt to take defensive positions in the Fund in declining markets. Therefore, the Fund may be subject to greater losses in a declining market than a fund that does take defensive positions in declining markets.

TRADING HALT RISK—The Fund typically will hold futures contracts and short-term options. The major exchanges on which these contracts are traded, such as the Chicago Mercantile Exchange, have established limits on how much the trading price of a futures contract or option may decline over various time periods within a day, and may halt trading in a contract that exceeds such limits. If a trading halt occurs, the Fund may temporarily be unable to purchase or sell certain securities, futures contracts or options. Such a trading halt near the time the Fund prices its shares may limit the Fund's ability to fully invest its assets, which could adversely affect performance, and may prevent the Fund from achieving its investment objective.

PERFORMANCE INFORMATION

The following bar chart shows the performance of the shares of the Fund from year to year. The variability of performance over time provides an indication of the risks of investing in the Fund. The following table shows the performance of the shares of the Fund as an average over different periods of time in comparison to the performance of a broad-based market index. The figures in the bar chart and table assume the reinvestment of dividends and capital gains distributions. The performance information below does not reflect fees and expenses of any variable contract that may use the Fund as its underlying investment and would be lower if it did. Of course, this past performance (before taxes) does not necessarily indicate how the Fund will perform in the future.

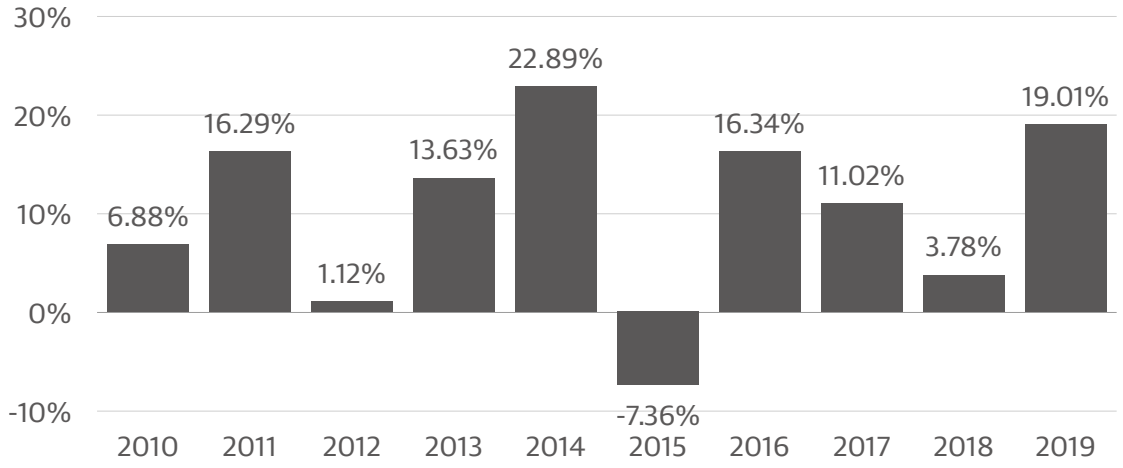

Highest Quarter Return		Lowest Quarter Return	
Q1 2016	14.40%	Q2 2015	-6.74%

AVERAGE ANNUAL TOTAL RETURN
(for periods ended December 31, 2019)

	Past 1 Year	Past 5 Years	Past 10 Years
Utilities Fund	19.01%	8.12%	10.00%
S&P 500® Index *(reflects no deduction for fees, expenses or taxes)*	31.49%	11.70%	13.56%

MANAGEMENT

INVESTMENT ADVISOR

Security Investors, LLC, which operates under the name Guggenheim Investments, serves as the investment adviser of the Fund.

PORTFOLIO MANAGERS

- **Michael P. Byrum**, CFA, Senior Vice President. Mr. Byrum has been associated with the Advisor since 1993.
- **Ryan A. Harder,** CFA, Portfolio Manager. Mr. Harder has been associated with the Advisor since 2004.

PURCHASE AND SALE OF FUND SHARES

Shares of the Fund are purchased by insurance companies for their separate accounts to fund variable life insurance and variable annuity contracts. All orders for the purchase of shares are subject to acceptance or rejection by the Trust. All redemption requests will be processed and payment with respect thereto will be made within seven days after tender.

TAX INFORMATION

The tax consequences of your investment in the Fund depend on the provisions of the annuity or life insurance program through which you invest. For more information on taxes, please refer to the accompanying prospectus of the annuity or life insurance program through which Fund shares are offered.

IMPORTANT INFORMATION ABOUT THE FUND

The Europe 1.25x Strategy Fund (the "Fund") is very different from most other mutual funds in that it seeks **leveraged** investment results. As a result, the Fund may be riskier than alternatives that do not use leverage because the performance of an investment in the Fund is magnified.

The effect of leverage on the Fund will generally cause the Fund's performance to not match the performance of the Fund's benchmark (as described below). This means the return of the Fund for a given period will be the result of each day's compounded returns over the period, which will very likely differ from 125% of the return of the Fund's underlying index (as defined below) for that period. As a consequence, especially in periods of market volatility, the path or trend of the benchmark during the longer period may be at least as important to the Fund's cumulative return for the longer period as the cumulative return of the benchmark for the relevant longer period. Further, the return for investors who invest for a period longer than a single trading day (as measured by the underlying index) will not be the product of the return of the Fund's stated investment goal (*i.e.*, 1.25x) and the cumulative performance of the benchmark.

The Fund is not suitable for all investors. The Fund should be utilized only by investors who (a) understand the risks associated with the use of leverage, (b) understand the consequences of seeking leveraged investment results, and (c) intend to actively monitor and manage their investments. Investors who do not meet these criteria should not buy shares of the Fund. An investment in the Fund is not a complete investment program.

INVESTMENT OBJECTIVE

The Fund seeks to provide investment results that correlate, before fees and expenses, to the performance of a specific benchmark. The Fund's current benchmark is 125% of the fair value of the STOXX Europe 50® Index (the "underlying index").

FEES AND EXPENSES OF THE FUND

This table describes the fees and expenses that you may pay if you buy and hold shares of the Fund. Owners of variable annuity and insurance contracts that invest in the Fund also should refer to the variable insurance contract prospectus for a description of fees and expenses that may be deducted at the separate account level or contract level for any charges that may be incurred under a contract. If the information below were to reflect the deduction of insurance charges, fees and expenses would be higher.

SHAREHOLDER FEES *(fees paid directly from your investment)*	N/A
ANNUAL FUND OPERATING EXPENSES *(expenses that you pay each year as a percentage of the value of your investment)*	
Management Fees	0.90%
Other Expenses	0.98%
Acquired Fund Fees and Expenses	0.11%
Total Annual Fund Operating Expenses*	1.99%
Fee Waiver**	-0.08%
Total Annual Fund Operating Expenses After Fee Waiver*	1.91%

* The Total Annual Fund Operating Expenses and Total Annual Fund Operating Expenses After Fee Waiver in this fee table may not correlate to the expense ratios in the Fund's financial highlights and financial statements because the financial highlights and financial statements reflect only the operating expenses of the Fund and do not include Acquired Fund Fees and Expenses, which are fees and expenses incurred indirectly by the Fund through its investments in certain underlying investment companies.

** The Advisor has contractually agreed through May 1, 2021, to waive the amount of the Fund's management fee to the extent necessary to offset the proportionate share of any management fee paid by the Fund with respect to any Fund investment in an underlying fund for which the Advisor or any of its affiliates also serves as investment

manager. The agreement may be terminated by the Advisor at the conclusion of any one-year term or by the Fund's Board of Trustees at any time, and when the Advisor ceases to serve as such.

EXAMPLE

This Example is intended to help you compare the cost of investing in the Fund with the cost of investing in other mutual funds. The Example does not reflect the fees and expenses which are, or may be, imposed under your variable insurance contract. If the Example were to reflect the deduction of such charges, the costs shown would be greater. The Example assumes that you invest $10,000 in the Fund for the time periods indicated and then redeem all of your shares at the end of those periods. The Example also assumes that your investment has a 5% return each year and that the Fund's operating expenses remain the same. Although your actual costs may be higher or lower, based on these assumptions your costs would be:

1 Year	3 Years	5 Years	10 Years
$194	$617	$1,065	$2,310

PORTFOLIO TURNOVER

The Fund pays transaction costs, such as commissions, when it buys and sells securities (or "turns over" its portfolio). A higher portfolio turnover rate may indicate higher transaction costs. These costs, which are not reflected in the Total Annual Fund Operating Expenses or the Example, affect the Fund's performance. During the most recent fiscal year, the Fund's portfolio turnover rate was 391% of the average value of its portfolio. The Fund's portfolio turnover rate is calculated without regard to cash instruments and most derivatives. If such instruments were included, the Fund's portfolio turnover rate might be significantly higher.

PRINCIPAL INVESTMENT STRATEGIES

The Fund employs as its investment strategy a program of investing in the common stock of companies that are generally within the capitalization range of the underlying index and derivative instruments, which primarily consist of equity index swaps and swaps on exchange-traded funds ("ETFs"), futures contracts (including currency futures), and options on securities, futures contracts, and stock indices. While the Fund may write (sell) and purchase swaps, it expects primarily to purchase swaps. Swap agreements and futures and options contracts, if used properly, may enable the Fund to meet its objective by increasing the Fund's exposure to the securities included in the underlying index or to securities whose performance is highly correlated to that of the Fund's benchmark. The Advisor attempts to consistently apply leverage to increase the Fund's exposure to 125% of the underlying index, and expects to rebalance the Fund's holdings daily to maintain such exposure. The Fund also has 125% exposure to the foreign currencies in which the securities included in the underlying index are denominated. If the U.S. dollar rises in value against a foreign currency, a security denominated in that currency will be worth less in U.S. dollars and if the U.S. dollar decreases in value against a foreign currency, a security denominated in that currency will be worth more in U.S. dollars. As a result, the Fund's use of derivatives and the leveraged investment exposure created by such use are expected to be significant. Certain of the Fund's derivatives investments may be traded in the over-the-counter ("OTC") market. The Fund also may invest in American Depositary Receipts ("ADRs") to gain exposure to the Fund's benchmark. Under normal circumstances, the Fund will invest at least 80% of its net assets, plus any borrowings for investment purposes, in securities of companies in the underlying index and derivatives and other instruments whose performance is expected to correspond to that of the Fund's benchmark.

Investments in derivative instruments, such as futures, options and swap agreements, have the economic effect of creating financial leverage in the Fund's portfolio because such investments may give rise to losses that exceed the amount the Fund has invested in those instruments. Financial leverage will magnify, sometimes significantly, the Fund's exposure to any increase or decrease in prices associated with a particular reference asset resulting in increased volatility in the value of the Fund's portfolio. The value of the Fund's portfolio is likely to experience greater volatility over short-term periods. While such financial leverage has the potential to produce greater gains, it also may result in greater losses, which in some cases may cause the Fund to liquidate other portfolio investments at a loss to comply with limits on leverage and asset segregation requirements imposed by the Investment Company Act of 1940 or to meet redemption requests.

The STOXX Europe 50® Index is a capitalization-weighted index composed of 50 European blue chip stocks consisting of capitalizations ranging from $15.4 million to $296.0 billion as of March 31, 2020. Index members are chosen by Stoxx Ltd. from 16 countries under criteria designed to identify highly liquid companies that are leaders in their

sectors. The Fund's investment in instruments denominated in foreign currencies exposes the Fund to the risk of fluctuations in the value of such currency in comparison to the U.S. dollar. The Fund generally does not intend to hedge such foreign currency exposure. To the extent the Fund's underlying index is concentrated in a particular industry the Fund will necessarily be concentrated in that industry. While the Fund's sector exposure may vary over time, as of March 31, 2020, the Fund has significant exposure to the Consumer Staples Sector, Financials Sector, and Health Care Sector, as each sector is defined by the Global Industry Classification Standard, a widely recognized industry classification methodology developed by MSCI, Inc. and Standard & Poor's Financial Services LLC. Also, as of March 31, 2020, the underlying index components, and thus the Fund's investments, are concentrated (*i.e.*, more than 25% of its assets) in securities issued by companies in the Pharmaceuticals Industry, a separate industry within the Health Care Sector. The industries in which the underlying index components, and thus the Fund's investments, may be concentrated will vary as the composition of the underlying index changes over time.

On a day-to-day basis, the Fund may hold U.S. government securities or cash equivalents. The Fund also may enter into repurchase agreements with counterparties that are deemed to present acceptable credit risks. In an effort to ensure that the Fund is fully invested on a day-to-day basis, the Fund may conduct any necessary trading activity at or just prior to the close of the U.S. financial markets. The Fund is non-diversified and, therefore, may invest a greater percentage of its assets in a particular issuer in comparison to a diversified fund.

The Fund may invest a portion of its assets, and at times, a substantial portion of its assets, in other short-term fixed-income investment companies advised by the Advisor, or an affiliate of the Advisor, for various purposes, including for liquidity management purposes (*e.g.*, to increase yield on liquid investments used to collateralize derivatives positions) or when such investment companies present a more cost-effective investment option than direct investments in the underlying securities. Investments in these investment companies will significantly increase the portfolio's exposure to certain other asset categories, including: (i) a broad range of high yield, high risk debt securities rated below the top four long-term rating categories by a nationally recognized statistical rating organization or, if unrated, determined by the Advisor to be of comparable quality (also known as "junk bonds"); (ii) securities issued by the U.S. government or its agencies and instrumentalities; (iii) collateralized loan obligations ("CLOs"), other asset-backed securities (including mortgage-backed securities) and similarly structured debt investments; and (iv) other short-term fixed income securities. Such investments will expose the Fund to the risks of these asset categories and increases or decreases in the value of these investments may cause the Fund to deviate from its investment objective.

PRINCIPAL RISKS

As with all mutual funds, a shareholder is subject to the risk that his or her investment could lose money. In addition to this risk, the Fund is subject to the principal risks described below.

ASSET-BACKED AND MORTGAGE-BACKED SECURITIES RISK—Through its investments in other investment companies, the Fund may have exposure to asset-backed securities, including mortgage-backed securities and structured finance investments. Investors in these securities generally receive payments that are part interest and part return of principal. These payments may vary based on the rate at which the underlying borrowers pay off their loans. Some asset-backed securities, including mortgage-backed securities, may have structures that make their reaction to interest rates and other factors difficult to predict, making their prices very volatile and they are subject to liquidity risk. The terms of many structured finance investments and other instruments are tied to the London Interbank Offered Rate ("LIBOR"), which functions as a reference rate or benchmark. It is anticipated that LIBOR will be discontinued at the end of 2021, which may cause increased volatility and illiquidity in the markets for instruments with terms tied to LIBOR or other adverse consequences for these instruments. These events may adversely affect the Fund and its investments in such instruments.

CLO RISK—Through its investments in other investment companies, the Fund may have exposure to CLOs. A CLO is a trust typically collateralized by a pool of loans, which may include, among others, domestic and foreign senior secured loans, senior unsecured loans, and subordinate corporate loans, including loans that may be rated below investment grade or equivalent unrated loans. The cash flows from the trust are split into two or more portions, called tranches, varying in risk and yield. CLO tranches can experience substantial losses due to actual defaults, increased sensitivity to defaults due to collateral default and disappearance of protecting tranches, market anticipation of defaults, as well as aversion to CLO securities as a class. The risks of an investment in a CLO depend largely on the type of the collateral securities and the class of the CLO in which the Fund invests.

COMPOUNDING RISK—In addition to the correlation risks described under "Correlation Risk," the Fund's returns are subject to the effects of compounding, which generally will cause the Fund's performance to not correlate to the performance of the benchmark over periods greater than a single day (as measured by the underlying index), before accounting for fees and fund expenses. Compounded returns are the result of reinvesting daily returns over periods greater than a single day. The Fund's compounded returns for periods greater than a single day will be different than the performance of the benchmark over the same period. The effects of compounding on the performance of the Fund will be more pronounced when the underlying index experiences increased volatility, the greater the leverage employed in the Fund, and over longer holding periods.

Compounding affects the performance of all investments over time, but has a more significant effect on a leveraged index fund because the magnified changes in performance produced by the use of leverage lead to greater increases and decreases in the fund's daily returns which are then compounded over time. The effects of compounding, therefore, have a more significant effect on the Fund because it seeks to match a multiple of the performance of the Fund's underlying index.

Fund performance for periods greater than one day can be estimated given any set of assumptions for the following factors: (a) underlying index performance; (b) underlying index volatility; (c) financing rates associated with leverage; (d) other Fund expenses; (e) dividends or interest paid by companies in the underlying index; and (f) period of time. The table below illustrates the impact of two principal factors – volatility and index performance – on Fund performance. The table shows estimated Fund returns for a number of combinations of performance and volatility over a one-year period. Performance shown in the table assumes: (a) no dividends paid by the companies included in the underlying index; (b) no Fund expenses; and (c) a cost of leverage of zero percent. If Fund expenses, including the cost of leverage, were included, the Fund's performance would be lower than shown.

Areas shaded lighter represent those scenarios where the Fund can be expected to return more than 125% of the performance of the underlying index; conversely, areas shaded darker represent those scenarios where the Fund can be expected to return less than 125% of the performance of the underlying index.

Index Performance		**Annualized Volatility**				
1x	**1.25x**	**10%**	**25%**	**50%**	**75%**	**100%**
-60%	**-75%**	-68%	-68%	-69%	-71%	-73%
-50%	**-63%**	-58%	-58%	-60%	-62%	-64%
-40%	**-50%**	-47%	-48%	-49%	-52%	-54%
-30%	**-38%**	-36%	-37%	-39%	-41%	-45%
-20%	**-25%**	-25%	-26%	-27%	-31%	-36%
-10%	**-13%**	-12%	-13%	-16%	-20%	-25%
0%	**0%**	0%	-1%	-4%	-8%	-15%
10%	**13%**	12%	12%	9%	4%	-4%
20%	**25%**	25%	25%	20%	17%	8%
30%	**38%**	38%	38%	33%	27%	18%
40%	**50%**	52%	51%	46%	40%	29%
50%	**63%**	65%	64%	60%	53%	41%
60%	**75%**	80%	78%	73%	65%	54%

The underlying index's annualized historical volatility rate for the five-year period ended March 31, 2020 is 15.02%. The underlying index's highest one-year volatility rate during the five-year period is 21.42%. The underlying index's annualized performance for the five-year period ended March 31, 2020 is -1.74%.

Historical underlying index volatility and performance are not indications of what the underlying index volatility and performance will be in the future. The table is intended to isolate the effects of the underlying index volatility and index performance on the return of the Fund, and underscore that the Fund is designed as a short-term trading vehicle for investors who intend to actively monitor and manage their portfolios.

CORRELATION RISK—A number of factors may affect the Fund's ability to achieve a high degree of correlation with its benchmark, including instances in which the Fund does not hold or have exposure to each component security of the underlying index and the effect of compounding on the Fund's returns, and there can be no guarantee that the Fund will achieve a high degree of correlation. Failure to achieve a high degree of correlation may prevent the Fund from achieving its investment objective. The Fund does not attempt to, and should not be expected to, provide returns on a daily basis that match the performance of the Fund's benchmark. The risk of the Fund not achieving a high degree of correlation with its benchmark will be more acute when the underlying index has an extreme one-day movement approaching 50%. **In addition, as a result of compounding, the Fund's performance for periods greater than a single day (as measured by the underlying index) is likely to be either greater than or less than the performance of the underlying index times the stated multiple in the Fund's investment objective, before accounting for Fund fees and expenses.**

COUNTERPARTY CREDIT RISK—The Fund may invest in financial instruments involving counterparties that attempt to gain exposure to a particular group of securities, index or asset class without actually purchasing those securities or investments, or to hedge a position. The Fund's use of such financial instruments, including swap agreements, involves risks that are different from those associated with ordinary portfolio securities transactions. For example, the Fund is exposed to the risk that the counterparty may be unwilling or unable to make timely payments to meet its contractual obligations or may fail to return holdings that are subject to the agreement with the counterparty. If the counterparty becomes bankrupt or defaults on its payment obligations to the Fund, the Fund may not receive the full amount that it is entitled to receive. If this occurs, the value of your shares in the Fund will decrease.

CREDIT RISK—The Fund could lose money if the debt securities or other instruments in which it invests decline in price, or the issuer or guarantor of such instrument fails to pay interest or principal when due because the issuer or guarantor of the instrument experiences an actual or perceived decline in its financial status. Generally, credit risk is increased when a portfolio security is downgraded or the perceived creditworthiness of the issuer or guarantor deteriorates, though the effect of any credit rating downgrade can be uncertain. To the extent the Fund invests in below investment grade instruments, it will be exposed to a greater amount of credit risk than a fund which only invests in investment grade securities. In addition, to the extent the Fund uses credit derivatives, such use will expose it to additional risk in the event that the bonds underlying the derivatives default. The degree of credit risk depends on the issuer's or guarantor's financial condition and on the terms of the instruments.

CURRENCY RISK—Direct and indirect exposure to foreign currencies subjects the Fund to the risk that those currencies will decline in value relative to the U.S. dollar or, the case of short positions, that the U.S. dollar will decline in value relative to the currency being hedged. Currency exchange rates in foreign countries may fluctuate significantly over short periods of time for a number of reasons, including changes in interest rates, the imposition of currency controls, or other political, economic and social developments in the U.S. or abroad. In particular, the Fund will have direct and indirect exposure to the euro. The price of the euro has fluctuated widely over the past several years, and volatility has increased in recent months, due, in part, to concern over the sovereign debt levels of certain European Union (EU) members and the potential effect of this debt on the EU members' participation in the European Monetary Union and the value of the euro. These and other factors may adversely affect the long-term value of the euro in terms of purchasing power in the future. A decline in the price of the euro may adversely affect the Fund's performance. The Fund also may incur transaction costs in connection with conversions between foreign currencies.

DEPOSITARY RECEIPT RISK—The Fund may hold the securities of non-U.S. companies in the form of ADRs. The underlying securities of the ADRs in the Fund's portfolio are subject to fluctuations in foreign currency exchange rates that may affect the value of the Fund's portfolio. In addition, the value of the securities underlying the ADRs may change materially when the U.S. markets are not open for trading. Investments in the underlying foreign securities also involve political and economic risks distinct from those associated with investing in the securities of U.S. issuers.

DERIVATIVES RISK—The Fund's investments in derivatives may pose risks in addition to and greater than those associated with investing directly in securities or other investments, including risks relating to leverage, imperfect correlations with underlying investments or the Fund's other portfolio holdings, high price volatility, lack of availability, counterparty credit, liquidity, valuation and legal restrictions. Their use is a highly specialized activity that involves investment techniques and risks different from those associated with ordinary portfolio securities transactions. If the Advisor is incorrect about its expectations of market conditions, the use of derivatives could also result in a loss, which in some cases may be unlimited. Certain risks are specific to the derivatives in which the Fund invests.

SWAP AGREEMENTS RISK—Swap agreements are contracts among the Fund and a counterparty to exchange the return of the pre-determined underlying investment (such as the rate of return of the underlying index). Swap agreements may be negotiated bilaterally and traded OTC between two parties or, in some instances, must be transacted through a futures commission merchant and cleared through a clearinghouse that serves as a central counterparty. Risks associated with the use of swap agreements are different from those associated with ordinary portfolio securities transactions, due in part to the fact they could be considered illiquid and many swaps trade on the OTC market. Swaps are particularly subject to counterparty credit, correlation, valuation, liquidity and leveraging risks. Certain standardized swaps are subject to mandatory central clearing. Central clearing is expected to reduce counterparty credit risk and increase liquidity, but central clearing does not make swap transactions risk-free.

FUTURES CONTRACTS RISK—Futures contracts are typically exchange-traded contracts that call for the future delivery of an asset at a certain price and date, or cash settlement of the terms of the contract. Risks of futures contracts may be caused by an imperfect correlation between movements in the price of the instruments and the price of the underlying securities. In addition, there is the risk that the Fund may not be able to enter into a closing transaction because of an illiquid market. Exchanges can limit the number of positions that can be held or controlled by the Fund or the Advisor, thus limiting the ability to implement the Fund's strategies. Futures markets are highly volatile and the use of futures may increase the volatility of the Fund's net asset value ("NAV"). Futures also are subject to leverage risks and to liquidity risk.

OPTIONS CONTRACTS RISK—Options or options on futures contracts give the holder of the option the right to buy (or to sell) a position in a security or in a contract to the writer of the option, at a certain price. They are subject to correlation risk because there may be an imperfect correlation between the options and the securities markets that cause a given transaction to fail to achieve its objectives. The successful use of options depends on the Advisor's ability to correctly predict future price fluctuations and the degree of correlation between the options and securities markets. Exchanges can limit the number of positions that can be held or controlled by the Fund or the Advisor, thus limiting the ability to implement the Fund's strategies. Options also are particularly subject to leverage risk and can be subject to liquidity risk.

EARLY CLOSING RISK—The Fund is subject to the risk that unanticipated early closings of securities exchanges and other financial markets may result in the Fund's inability to buy or sell securities or other financial instruments on that day and may cause the Fund to incur substantial trading losses.

EQUITY RISK—The Fund is subject to the risk that the value of the equity securities and equity-based derivatives in the Fund's portfolio will decline due to volatility in the equity market caused by general market and economic conditions, perceptions regarding particular industries represented in the equity market, or factors relating to specific companies to which the Fund has investment exposure.

FOREIGN ISSUER EXPOSURE RISK—The Fund may invest in securities of foreign companies directly, or in financial instruments that are indirectly linked to the performance of foreign issuers. The Fund's investments in foreign securities and foreign issuers are subject to additional risks in comparison to U.S. securities and U.S. issuers, including currency fluctuations, adverse political and economic developments, unreliable or untimely information, less liquidity, limited legal recourse and higher transactional costs.

GEOGRAPHIC CONCENTRATION IN EUROPE RISK—Because a significant portion of the Fund's investments are concentrated in issuers located in Europe, the Fund is susceptible to loss due to adverse market, political, regulatory, and geographic events affecting the various countries and regions in Europe. The European economy is diverse and includes both large, competitive economies and small, struggling economies. The European economy is vulnerable to decreasing imports or exports, changes in governmental regulations on trade, changes in the exchange rate of the euro and recessions in EU economies.

HIGH YIELD AND UNRATED SECURITIES RISK—The Fund's exposure to higher yielding, below investment grade and unrated high risk debt securities (commonly known as "junk bonds") may present additional risk because these securities may be less liquid and present greater credit risk than investment grade bonds. The price of high yield securities tends to be subject to greater volatility due to issuer-specific operating results and outlook and to real or perceived adverse economic and competitive industry conditions. This exposure may be obtained through investments in other investment companies.

INDUSTRY CONCENTRATION RISK—The Fund may concentrate (*i.e.*, invest more than 25% of its net assets) its investments in a limited number of issuers conducting business in the same industry or group of related industries. To the extent the Fund does so, the Fund is more vulnerable to adverse market, economic, regulatory, political or other developments affecting that industry or group of related industries than a fund that invests its assets more broadly. As of March 31, 2020, the underlying index components, and thus the Fund's investments, are concentrated in securities issued by companies in the Pharmaceuticals Industry. As a result of the Fund's concentration in the Pharmaceuticals Industry, the Fund is subject to the risks associated with that Industry. The Pharmaceuticals Industry includes companies engaged in the research, development or production of pharmaceuticals, including veterinary drugs. The prices of the securities of companies in the Pharmaceuticals Industry may fluctuate widely, particularly when products are up for regulatory approval or under regulatory scrutiny. The prices of securities of pharmaceutical companies also may be affected by effects from world events and economic conditions and market, economic and political risks of countries where the companies are located or do business. Legislative or regulatory changes and increased government supervision also may affect companies in the Pharmaceuticals Industry. The Pharmaceuticals Industry is a separate industry within the Health Care Sector. The industries in which the underlying index components, and thus the Fund's assets, may be concentrated will vary as the composition of the underlying index changes over time.

INTEREST RATE RISK—The market value of fixed income investments and related financial instruments will change in response to interest rate changes. During periods of falling interest rates, the values of fixed income securities generally rise. Conversely, during periods of rising interest rates, the values of such securities generally decline. Securities with greater interest rate sensitivity and longer maturities generally are subject to greater fluctuations in value. The Fund may invest in variable and floating rate securities. Although these instruments are generally less sensitive to interest rate changes than fixed rate instruments, the value of floating rate and variable securities may decline if their interest rates do not rise as quickly, or as much, as general interest rates. Changes in government or central bank policy, including changes in tax policy or changes in a central bank's implementation of specific policy goals, may have a substantial impact on interest rates, and could have an adverse effect on prices for fixed income securities and on the performance of the Fund. In particular, interest rates in the U.S. are at or near historically low levels and as a result, fixed income securities markets may experience heightened levels of interest rate risk. Any unexpected or sudden reversal of the fiscal policy underlying current interest rate levels could adversely affect the value of the Fund. There can be no guarantee that any particular government or central bank policy will be continued, discontinued or changed, nor that any such policy will have the desired effect on interest rates.

INVESTMENT IN INVESTMENT VEHICLES RISK—Investing in other investment vehicles, including ETFs, closed-end funds, affiliated short-term fixed income funds and other mutual funds, subjects the Fund to those risks affecting the investment vehicle, including the possibility that the value of the underlying securities held by the investment vehicle could decrease or the portfolio becomes illiquid. Moreover, the Fund and its shareholders will incur its pro rata share of the underlying vehicles' expenses, which will reduce the Fund's performance. In addition, investments in an ETF are subject to, among other risks, the risk that the ETF's shares may trade at a discount or premium relative to the NAV of the shares and the listing exchange may halt trading of the ETF's shares.

INVESTMENT IN LOANS RISK—Investing in loans involves special types of risks, including credit risk, interest rate risk, counterparty risk and prepayment risk. Loans may offer a fixed or floating interest rate. Loans are often generally below investment grade and may be unrated. Loans may be difficult to value and some can be subject to liquidity risk.

LARGE-CAPITALIZATION SECURITIES RISK—The Fund is subject to the risk that large-capitalization stocks may underperform other segments of the equity market or the equity market as a whole. Larger, more established companies may be unable to respond quickly to new competitive challenges such as changes in technology and may not be able to attain the high growth rate of smaller companies, especially during extended periods of economic expansion.

LEVERAGING RISK—The Fund achieves leveraged exposure to the underlying index through the use of derivative instruments. The more the Fund invests in leveraged instruments, the more this leverage will magnify any losses on those investments. The Fund's investment in these instruments generally requires a small investment relative to the amount of investment exposure assumed. As a result, such investments may give rise to losses that exceed the amount invested in those instruments. Since the Fund's investment strategy involves consistently applied leverage,

the value of the Fund's shares will tend to increase or decrease more than the value of any increase or decrease in the underlying index. Leverage also will have the effect of magnifying tracking error.

LIQUIDITY AND VALUATION RISK—In certain circumstances, it may be difficult for the Fund to purchase and sell a particular investment within a reasonable time at a fair price, or the price at which it has been valued by the Advisor for purposes of the Fund's NAV, causing the Fund to be less liquid. While the Fund intends to invest in liquid securities and financial instruments, under certain market conditions, such as when trading in a particular investment has been halted temporarily by an exchange because the maximum price change of that investment has been realized, it may be difficult or impossible for the Fund to liquidate such investments. In addition, the ability of the Fund to assign an accurate daily value to certain investments may be difficult, and the Advisor may be required to fair value the investments.

MARKET RISK—The market value of the securities and derivatives held by the Fund may fluctuate over time in response to factors affecting individual companies or other factors such as changing economic, political or financial markets.

NON-DIVERSIFICATION RISK—The Fund is considered non-diversified and can invest a greater portion of its assets in securities of individual issuers than a diversified fund. As a result, changes in the market value of a single issuer's securities could cause greater fluctuations in the value of Fund shares than would occur in a diversified fund. The Fund may become diversified for periods of time solely as a result of changes in the composition of the underlying index (*e.g.*, changes in the relative market capitalization or weights of one or more index component stocks).

OTC TRADING RISK—Certain of the derivatives in which the Fund may invest may be traded (and privately negotiated) in the OTC market. While the OTC derivatives market is the primary trading venue for many derivatives, it is largely unregulated and provides for less transparency than a national securities or commodities exchange. As a result and similar to other privately negotiated contracts, the Fund is subject to counterparty credit risk with respect to such derivatives contracts.

PASSIVE INVESTMENT RISK—The Fund is not actively managed and the Advisor does not attempt to take defensive positions in declining markets. Therefore, the Fund may be subject to greater losses in a declining market than a fund that is actively managed.

PORTFOLIO TURNOVER RISK—Periodic rebalancing of the Fund's holdings may lead to a greater number of portfolio transactions in the Fund than experienced by other mutual funds. Such frequent and active trading may lead to significantly higher transaction costs because of increased broker commissions associated with such transactions.

PREPAYMENT AND EXTENSION RISK—Prepayment risk is the risk that the principal on mortgage-backed securities, other asset-backed securities or any debt security with an embedded call option may be prepaid at any time, which could reduce the security's yield and market value. In the case of prepayment risk, if the investment is converted, prepaid or redeemed before maturity, the portfolio manager may not be able to invest the proceeds in other investments providing as high a level of income, resulting in a reduced yield to the Fund. The rate of prepayments tends to increase as interest rates fall, which could cause the average maturity of the portfolio to shorten. Conversely, extension risk is the risk that an unexpected rise in interest rates will extend the life of a mortgage- or asset-backed security beyond the prepayment time. If the Fund's investments are locked in at a lower interest rate for a longer period of time, the portfolio manager may be unable to capitalize on securities with higher interest rates or wider spreads.

REGULATORY AND LEGAL RISK—U.S. and non-U.S. governmental agencies and other regulators regularly implement additional regulations and legislators pass new laws that affect the investments held by the Fund, the strategies used by the Fund or the level of regulation or taxation applying to the Fund (such as regulations related to investments in derivatives and other transactions). These regulations and laws impact the investment strategies, performance, costs and operations of the Fund or taxation of shareholders.

REPURCHASE AGREEMENT RISK—The Fund's investment in repurchase agreements may be subject to market and credit risk with respect to the collateral securing the repurchase agreements. Investments in repurchase agreements also may be subject to the risk that the market value of the underlying obligations may decline prior to the expiration of the repurchase agreement term.

SECTOR RISK—The Fund is subject to the Sector Risks described below.

Consumer Staples Sector Risk. The Fund's investments are exposed to issuers conducting business in the Consumer Staples Sector. The Consumer Staples Sector includes manufacturers and distributors of food, beverages and tobacco and producers of non-durable household goods and personal products. It also includes food and drug retailing companies as well as hypermarkets and consumer super centers. The Fund is subject to the risk that the securities of such issuers will underperform the market as a whole due to legislative or regulatory changes, adverse market conditions and/or increased competition affecting the Consumer Staples Sector. The performance of companies operating in the Consumer Staples Sector has historically been closely tied to the performance of the overall economy, and also is affected by consumer confidence, demands and preferences, and spending. In addition, companies in the Consumer Staples Sector may be subject to risks pertaining to the supply of, demand for, and prices of raw materials.

Financials Sector Risk. The Fund's investments are exposed to issuers conducting business in the Financials Sector. The Financials Sector includes companies involved in banking, thrifts and mortgage finance, specialized finance, consumer finance, asset management and custody banks, investment banking and brokerage, and insurance. It also includes the Financial Exchanges & Data and Mortgage Real Estate Investment Trusts (REITs) sub-industries. Certain Financials Sector issuers serve as counterparties with which the Fund may enter into derivatives agreements or other similar contractual arrangements. The Fund is subject to the risk that the securities of such issuers will underperform the market as a whole due to legislative or regulatory changes, adverse market conditions and/or increased competition affecting the Financials Sector, which may adversely affect a company's ability to fulfill its obligations as a financial counterparty. Companies operating in the Financials Sector are subject to extensive government regulation, which may limit the financial commitments they can make and the interest rates and fees they can charge. Profitability is largely dependent on the availability and cost of capital funds, and may fluctuate significantly when interest rates change or due to increased competition.

Health Care Sector Risk. The Fund's investments are exposed to issuers conducting business in the Health Care Sector. The Health Care Sector includes health care providers and services, companies that manufacture and distribute health care equipment and supplies, and health care technology companies. It also includes companies involved in the research, development, production and marketing of pharmaceuticals and biotechnology products. The Fund is subject to the risk that the securities of such issuers will underperform the market as a whole due to legislative or regulatory changes, adverse market conditions and/or increased competition affecting the Health Care Sector. The prices of the securities of companies operating in the Health Care Sector are closely tied to government regulation and approval of their products and services, which can have a significant effect on the price and availability of those products and services.

SHAREHOLDER TRADING RISK—The Fund may be used as a tool for certain investors that employ trading strategies involving frequent trading. Such trading strategies may lead to increased portfolio turnover in the Fund and higher transaction costs. Large movements of assets into and out of the Fund due to active or frequent trading also may adversely affect the Fund's ability to achieve its investment objective.

TEMPORARY DEFENSIVE INVESTMENT RISK—The Advisor generally does not attempt to take defensive positions in the Fund in declining markets. Therefore, the Fund may be subject to greater losses in a declining market than a fund that does take defensive positions in declining markets.

TRACKING ERROR RISK—The Advisor may not be able to cause the Fund's performance to correlate to that of the Fund's benchmark, either on a daily or aggregate basis. Factors such as Fund expenses, imperfect correlation between the Fund's investments and those of the underlying index, rounding of share prices, changes to the composition of the underlying index, regulatory policies, high portfolio turnover rate, and the use of leverage all contribute to tracking error. Tracking error may cause the Fund's performance to be less than you expect.

TRADING HALT RISK—The Fund typically will hold futures contracts and short-term options. The major exchanges on which these contracts are traded, such as the Chicago Mercantile Exchange, have established limits on how much the trading price of a futures contract or option may decline over various time periods within a day, and may halt trading in a contract that exceeds such limits. If a trading halt occurs, the Fund may temporarily be unable to purchase or sell certain securities, futures contracts or options. Such a trading halt near the time the Fund prices its shares may

limit the Fund's ability to use leverage and fully invest its assets, which could increase tracking error and adversely affect performance, and may prevent the Fund from achieving its investment objective.

U.S. GOVERNMENT SECURITIES RISK—U.S. government securities may or may not be backed by the full faith and credit of the U.S. government. The value of U.S. government securities will fluctuate and such securities are subject to the risks associated with fixed-income and debt securities, particularly interest rate and credit risk.

PERFORMANCE INFORMATION

The following bar chart shows the performance of the shares of the Fund from year to year. The variability of performance over time provides an indication of the risks of investing in the Fund. The following table shows the performance of the shares of the Fund as an average over different periods of time in comparison to the performance of a broad-based market index. The figures in the bar chart and table assume the reinvestment of dividends and capital gains distributions. The performance information below does not reflect fees and expenses of any variable contract that may use the Fund as its underlying investment and would be lower if it did. Of course, this past performance (before taxes) does not necessarily indicate how the Fund will perform in the future.

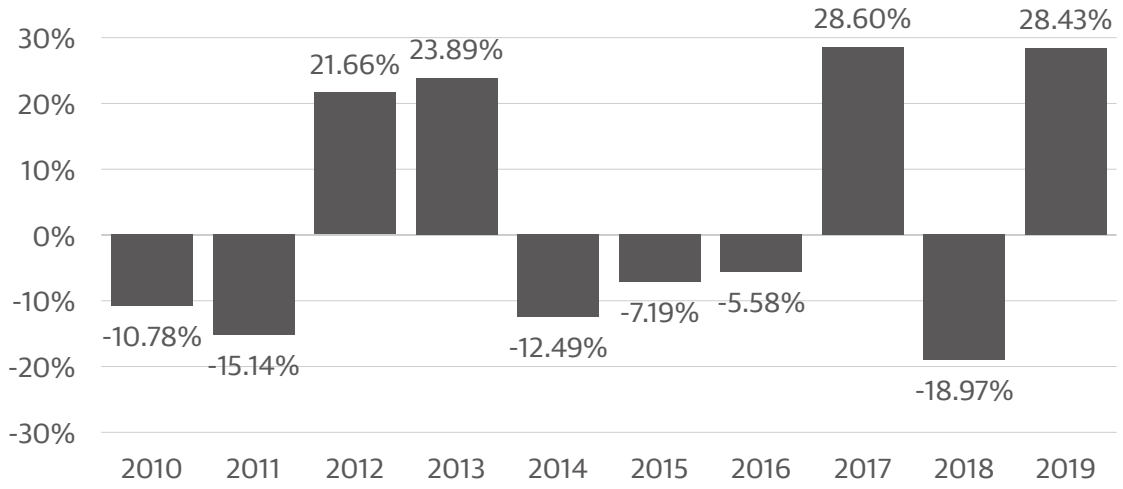

Highest Quarter Return
Q3 2010 24.64%

Lowest Quarter Return
Q3 2011 -28.23%

AVERAGE ANNUAL TOTAL RETURN

(for periods ended December 31, 2019)

	Past 1 Year	Past 5 Years	Past 10 Years
Europe 1.25x Strategy Fund	28.43%	3.24%	1.59%
STOXX Europe 50® Index *(reflects no deduction for fees, expenses or taxes)*	25.06%	4.39%	3.69%

MANAGEMENT

INVESTMENT ADVISOR

Security Investors, LLC, which operates under the name Guggenheim Investments, serves as the investment adviser of the Fund.

PORTFOLIO MANAGERS

- **Michael P. Byrum**, CFA, Senior Vice President. Mr. Byrum has been associated with the Advisor since 1993.
- **Ryan A. Harder,** CFA, Portfolio Manager. Mr. Harder has been associated with the Advisor since 2004.

PURCHASE AND SALE OF FUND SHARES

Shares of the Fund are purchased by insurance companies for their separate accounts to fund variable life insurance and variable annuity contracts. All orders for the purchase of shares are subject to acceptance or rejection by the Trust. All redemption requests will be processed and payment with respect thereto will be made within seven days after tender.

TAX INFORMATION

The tax consequences of your investment in the Fund depend on the provisions of the annuity or life insurance program through which you invest. For more information on taxes, please refer to the accompanying prospectus of the annuity or life insurance program through which Fund shares are offered.

IMPORTANT INFORMATION ABOUT THE FUND

The Japan 2x Strategy Fund (the "Fund") is very different from most other mutual funds in that it seeks **leveraged** investment results. As a result, the Fund may be riskier than alternatives that do not use leverage because the performance of an investment in the Fund is magnified.

The effect of leverage on the Fund will generally cause the Fund's performance to not match the performance of the Fund's benchmark (as described below). This means the return of the Fund for a given period will be the result of each day's compounded returns over the period, which will very likely differ from twice the return of the Fund's underlying index (as defined below) for that period. As a consequence, especially in periods of market volatility, the path or trend of the benchmark during the longer period may be at least as important to the Fund's cumulative return for the longer period as the cumulative return of the benchmark for the relevant longer period. Further, the return for investors who invest for a period longer than a single trading day (as measured by the underlying index) will not be the product of the return of the Fund's stated investment goal (*i.e.*, 2x) and the cumulative performance of the benchmark.

The Fund is not suitable for all investors. The Fund should be utilized only by investors who (a) understand the risks associated with the use of leverage, (b) understand the consequences of seeking leveraged investment results, and (c) intend to actively monitor and manage their investments. Investors who do not meet these criteria should not buy shares of the Fund. An investment in the Fund is not a complete investment program.

INVESTMENT OBJECTIVE

The Fund seeks to provide investment results that correlate, before fees and expenses, to the performance of a specific benchmark. The Fund's current benchmark is 200% of the fair value of the Nikkei 225 Stock Average Index (the "underlying index").

FEES AND EXPENSES OF THE FUND

This table describes the fees and expenses that you may pay if you buy and hold shares of the Fund. Owners of variable annuity and insurance contracts that invest in the Fund also should refer to the variable insurance contract prospectus for a description of fees and expenses that may be deducted at the separate account level or contract level for any charges that may be incurred under a contract. If the information below were to reflect the deduction of insurance charges, fees and expenses would be higher.

SHAREHOLDER FEES *(fees paid directly from your investment)*	N/A
ANNUAL FUND OPERATING EXPENSES *(expenses that you pay each year as a percentage of the value of your investment)*	
Management Fees	0.75%
Other Expenses	0.97%
Acquired Fund Fees and Expenses	0.11%
Total Annual Fund Operating Expenses*	1.83%
Fee Waiver**	-0.08%
Total Annual Fund Operating Expenses After Fee Waiver*	1.75%

* The Total Annual Fund Operating Expenses and Total Annual Fund Operating Expenses After Fee Waiver in this fee table may not correlate to the expense ratios in the Fund's financial highlights and financial statements because the financial highlights and financial statements reflect only the operating expenses of the Fund and do not include Acquired Fund Fees and Expenses, which are fees and expenses incurred indirectly by the Fund through its investments in certain underlying investment companies.

** The Advisor has contractually agreed through May 1, 2021, to waive the amount of the Fund's management fee to the extent necessary to offset the proportionate share of any management fee paid by the Fund with respect to any Fund investment in an underlying fund for which the Advisor or any of its affiliates also serves as investment

manager. The agreement may be terminated by the Advisor at the conclusion of any one-year term or by the Fund's Board of Trustees at any time, and when the Advisor ceases to serve as such.

EXAMPLE

This Example is intended to help you compare the cost of investing in the Fund with the cost of investing in other mutual funds. The Example does not reflect the fees and expenses which are, or may be, imposed under your variable insurance contract. If the Example were to reflect the deduction of such charges, the costs shown would be greater. The Example assumes that you invest $10,000 in the Fund for the time periods indicated and then redeem all of your shares at the end of those periods. The Example also assumes that your investment has a 5% return each year and that the Fund's operating expenses remain the same. Although your actual costs may be higher or lower, based on these assumptions your costs would be:

1 Year	3 Years	5 Years	10 Years
$178	$568	$983	$2,141

PORTFOLIO TURNOVER

The Fund pays transaction costs, such as commissions, when it buys and sells securities (or "turns over" its portfolio). A higher portfolio turnover rate may indicate higher transaction costs. These costs, which are not reflected in the Total Annual Fund Operating Expenses or the Example, affect the Fund's performance. During the most recent fiscal year, the Fund's portfolio turnover rate was 153% of the average value of its portfolio. The Fund's portfolio turnover rate is calculated without regard to cash instruments and most derivatives. If such instruments were included, the Fund's portfolio turnover rate might be significantly higher.

PRINCIPAL INVESTMENT STRATEGIES

The Fund employs as its investment strategy a program of investing in the common stock of companies that are generally within the capitalization range of the underlying index and derivative instruments, which primarily consist of equity index swaps and swaps on exchange-traded funds ("ETFs"), futures contracts (including currency futures), and options on securities, futures contracts, and stock indices. While the Fund may write (sell) and purchase swaps, it expects primarily to purchase swaps. Swap agreements and futures and options contracts, if used properly, may enable the Fund to meet its objective by increasing the Fund's exposure to the securities included in the underlying index or to securities whose performance is highly correlated to that of the Fund's benchmark. The Advisor attempts to consistently apply leverage to increase the Fund's exposure to 200% of the underlying index, and expects to rebalance the Fund's holdings daily to maintain such exposure. The Fund also has 200% exposure to the Japanese yen. If the U.S. dollar rises in value against the Japanese yen, a security denominated in Japanese yen will be worth less in U.S. dollars, and if the U.S. dollar decreases in value against the Japanese yen, a security denominated in Japanese yen will be worth more in U.S. dollars. As a result, the Fund's use of derivatives and the leveraged investment exposure created by such use are expected to be significant. Certain of the Fund's derivatives investments may be traded in the over-the-counter ("OTC") market. The Fund also may invest in American Depositary Receipts ("ADRs") to gain exposure to the Fund's benchmark. Under normal circumstances, the Fund will invest at least 80% of its net assets, plus any borrowings for investment purposes, in securities of companies in the underlying index and derivatives and other instruments whose performance is expected to correspond to that of the Fund's benchmark.

Investments in derivative instruments, such as futures, options and swap agreements, have the economic effect of creating financial leverage in the Fund's portfolio because such investments may give rise to losses that exceed the amount the Fund has invested in those instruments. Financial leverage will magnify, sometimes significantly, the Fund's exposure to any increase or decrease in prices associated with a particular reference asset resulting in increased volatility in the value of the Fund's portfolio. The value of the Fund's portfolio is likely to experience greater volatility over short-term periods. While such financial leverage has the potential to produce greater gains, it also may result in greater losses, which in some cases may cause the Fund to liquidate other portfolio investments at a loss to comply with limits on leverage and asset segregation requirements imposed by the Investment Company Act of 1940 or to meet redemption requests.

The Nikkei 225 Stock Average Index is a price-weighted average of 225 top-rated Japanese companies listed on the First Section of the Tokyo Stock Exchange that are selected to be both highly liquid and representative of Japan's industrial structure. As of March 31, 2020, the Nikkei 225 Stock Average Index included companies with small, medium and large capitalizations ranging from $144.3 million to $167.4 billion. The Fund's investment in instruments

denominated in foreign currencies exposes the Fund to the risk of fluctuations in the value of such currency in comparison to the U.S. dollar. The Fund generally does not intend to hedge such foreign currency exposure. To the extent the Fund's underlying index is concentrated in a particular industry the Fund will necessarily be concentrated in that industry. While the Fund's sector exposure may vary over time, as of March 31, 2020, the Fund has significant exposure to the Communication Services Sector, Consumer Discretionary Sector, Consumer Staples Sector, Health Care Sector, Industrials Sector, Information Technology Sector, and Materials Sector, as each sector is defined by the Global Industry Classification Standard, a widely recognized industry classification methodology developed by MSCI, Inc. and Standard & Poor's Financial Services LLC.

On a day-to-day basis, the Fund may hold U.S. government securities or cash equivalents. The Fund also may enter into repurchase agreements with counterparties that are deemed to present acceptable credit risks. In an effort to ensure that the Fund is fully invested on a day-to-day basis, the Fund may conduct any necessary trading activity at or just prior to the close of the U.S. financial markets. The Fund is non-diversified and, therefore, may invest a greater percentage of its assets in a particular issuer in comparison to a diversified fund.

The Fund may invest a portion of its assets, and at times, a substantial portion of its assets, in other short-term fixed-income investment companies advised by the Advisor, or an affiliate of the Advisor, for various purposes, including for liquidity management purposes (*e.g.*, to increase yield on liquid investments used to collateralize derivatives positions) or when such investment companies present a more cost-effective investment option than direct investments in the underlying securities. Investments in these investment companies will significantly increase the portfolio's exposure to certain other asset categories, including: (i) a broad range of high yield, high risk debt securities rated below the top four long-term rating categories by a nationally recognized statistical rating organization or, if unrated, determined by the Advisor to be of comparable quality (also known as "junk bonds"); (ii) securities issued by the U.S. government or its agencies and instrumentalities; (iii) collateralized loan obligations ("CLOs"), other asset-backed securities (including mortgage-backed securities) and similarly structured debt investments; and (iv) other short-term fixed income securities. Such investments will expose the Fund to the risks of these asset categories and increases or decreases in the value of these investments may cause the Fund to deviate from its investment objective.

PRINCIPAL RISKS

As with all mutual funds, a shareholder is subject to the risk that his or her investment could lose money. In addition to this risk, the Fund is subject to the principal risks described below.

ASSET-BACKED AND MORTGAGE-BACKED SECURITIES RISK—Through its investments in other investment companies, the Fund may have exposure to asset-backed securities, including mortgage-backed securities and structured finance investments. Investors in these securities generally receive payments that are part interest and part return of principal. These payments may vary based on the rate at which the underlying borrowers pay off their loans. Some asset-backed securities, including mortgage-backed securities, may have structures that make their reaction to interest rates and other factors difficult to predict, making their prices very volatile and they are subject to liquidity risk. The terms of many structured finance investments and other instruments are tied to the London Interbank Offered Rate ("LIBOR"), which functions as a reference rate or benchmark. It is anticipated that LIBOR will be discontinued at the end of 2021, which may cause increased volatility and illiquidity in the markets for instruments with terms tied to LIBOR or other adverse consequences for these instruments. These events may adversely affect the Fund and its investments in such instruments.

CLO RISK—Through its investments in other investment companies, the Fund may have exposure to CLOs. A CLO is a trust typically collateralized by a pool of loans, which may include, among others, domestic and foreign senior secured loans, senior unsecured loans, and subordinate corporate loans, including loans that may be rated below investment grade or equivalent unrated loans. The cash flows from the trust are split into two or more portions, called tranches, varying in risk and yield. CLO tranches can experience substantial losses due to actual defaults, increased sensitivity to defaults due to collateral default and disappearance of protecting tranches, market anticipation of defaults, as well as aversion to CLO securities as a class. The risks of an investment in a CLO depend largely on the type of the collateral securities and the class of the CLO in which the Fund invests.

COMPOUNDING RISK—In addition to the correlation risks described under "Correlation Risk," the Fund's returns are subject to the effects of compounding, which generally will cause the Fund's performance to not correlate to the performance of the benchmark over periods greater than a single day (as measured by the underlying index), before accounting for fees and fund expenses. Compounded returns are the result of reinvesting daily returns over periods

greater than a single day. The Fund's compounded returns for periods greater than a single day will be different than the performance of the benchmark over the same period. The effects of compounding on the performance of the Fund will be more pronounced when the underlying index experiences increased volatility, the greater the leverage employed in the Fund, and over longer holding periods.

Compounding affects the performance of all investments over time, but has a more significant effect on a leveraged index fund because the magnified changes in performance produced by the use of leverage lead to greater increases and decreases in the fund's daily returns which are then compounded over time. The effects of compounding, therefore, have a more significant effect on the Fund because it seeks to match a multiple of the performance of the Fund's underlying index.

Fund performance for periods greater than one day can be estimated given any set of assumptions for the following factors: (a) underlying index performance; (b) underlying index volatility; (c) financing rates associated with leverage; (d) other Fund expenses; (e) dividends or interest paid by companies in the underlying index; and (f) period of time. The table below illustrates the impact of two principal factors – volatility and index performance – on Fund performance. The table shows estimated Fund returns for a number of combinations of performance and volatility over a one-year period. Performance shown in the table assumes: (a) no dividends paid by the companies included in the underlying index; (b) no Fund expenses; and (c) a cost of leverage of zero percent. If Fund expenses, including the cost of leverage, were included, the Fund's performance would be lower than shown.

Areas shaded lighter represent those scenarios where the Fund can be expected to return more than twice the performance of the underlying index; conversely, areas shaded darker represent those scenarios where the Fund can be expected to return less than twice the performance of the underlying index.

Index Performance		**Annualized Volatility**				
1x	**2x**	**10%**	**25%**	**50%**	**75%**	**100%**
-60%	**-120%**	-84%	-85%	-88%	-91%	-94%
-50%	**-100%**	-75%	-77%	-81%	-86%	-91%
-40%	**-80%**	-65%	-66%	-72%	-80%	-87%
-30%	**-60%**	-52%	-54%	-62%	-72%	-82%
-20%	**-40%**	-37%	-41%	-49%	-64%	-78%
-10%	**-20%**	-20%	-24%	-37%	-55%	-71%
0%	**0%**	-1%	-5%	-22%	-43%	-65%
10%	**20%**	19%	14%	-5%	-31%	-58%
20%	**40%**	42%	36%	11%	-15%	-47%
30%	**60%**	67%	59%	32%	-3%	-38%
40%	**80%**	93%	84%	52%	11%	-28%
50%	**100%**	122%	111%	76%	28%	-20%
60%	**120%**	154%	140%	100%	44%	-10%

The underlying index's annualized historical volatility rate for the five-year period ended March 31, 2020 is 13.84%. The underlying index's highest one-year volatility rate during the five-year period is 17.54%. The underlying index's annualized performance for the five-year period ended March 31, 2020 is 3.88%.

Historical underlying index volatility and performance are not indications of what the underlying index volatility and performance will be in the future. The table is intended to isolate the effects of the underlying index volatility and index performance on the return of the Fund, and underscore that the Fund is designed as a short-term trading vehicle for investors who intend to actively monitor and manage their portfolios.

CORRELATION RISK—A number of factors may affect the Fund's ability to achieve a high degree of correlation with its benchmark, including instances in which the Fund does not hold or have exposure to each component security of the underlying index and the effect of compounding on the Fund's returns, and there can be no guarantee that the Fund will achieve a high degree of correlation. Failure to achieve a high degree of correlation may prevent the Fund from achieving its investment objective. The Fund does not attempt to, and should not be expected to, provide returns

on a daily basis that match the performance of the Fund's benchmark. The risk of the Fund not achieving a high degree of correlation with its benchmark will be more acute when the underlying index has an extreme one-day movement approaching 50%. **In addition, as a result of compounding, the Fund's performance for periods greater than a single day (as measured by the underlying index) is likely to be either greater than or less than the performance of the underlying index times the stated multiple in the Fund's investment objective, before accounting for Fund fees and expenses.**

COUNTERPARTY CREDIT RISK—The Fund may invest in financial instruments involving counterparties that attempt to gain exposure to a particular group of securities, index or asset class without actually purchasing those securities or investments, or to hedge a position. The Fund's use of such financial instruments, including swap agreements, involves risks that are different from those associated with ordinary portfolio securities transactions. For example, the Fund is exposed to the risk that the counterparty may be unwilling or unable to make timely payments to meet its contractual obligations or may fail to return holdings that are subject to the agreement with the counterparty. If the counterparty becomes bankrupt or defaults on its payment obligations to the Fund, the Fund may not receive the full amount that it is entitled to receive. If this occurs, the value of your shares in the Fund will decrease.

CREDIT RISK—The Fund could lose money if the debt securities or other instruments in which it invests decline in price, or the issuer or guarantor of such instrument fails to pay interest or principal when due because the issuer or guarantor of the instrument experiences an actual or perceived decline in its financial status. Generally, credit risk is increased when a portfolio security is downgraded or the perceived creditworthiness of the issuer or guarantor deteriorates, though the effect of any credit rating downgrade can be uncertain. To the extent the Fund invests in below investment grade instruments, it will be exposed to a greater amount of credit risk than a fund which only invests in investment grade securities. In addition, to the extent the Fund uses credit derivatives, such use will expose it to additional risk in the event that the bonds underlying the derivatives default. The degree of credit risk depends on the issuer's or guarantor's financial condition and on the terms of the instruments.

CURRENCY RISK—Direct and Indirect exposure to foreign currencies subjects the Fund to the risk that those currencies will decline in value relative to the U.S. dollar or, in the case of short positions, that the U.S. dollar will decline in value relative to the currency being hedged. Currency exchange rates in foreign countries may fluctuate significantly over short periods of time for a number of reasons, including changes in interest rates, the imposition of currency controls, or other political, economic and social developments in the U.S. or abroad. In particular, the Fund will have direct and indirect exposure to the yen. The Fund also may incur transaction costs in connection with conversions between foreign currencies.

DEPOSITARY RECEIPT RISK—The Fund may hold the securities of non-U.S. companies in the form of ADRs. The underlying securities of the ADRs in the Fund's portfolio are subject to fluctuations in foreign currency exchange rates that may affect the value of the Fund's portfolio. In addition, the value of the securities underlying the ADRs may change materially when the U.S. markets are not open for trading. Investments in the underlying foreign securities also involve political and economic risks distinct from those associated with investing in the securities of U.S. issuers.

DERIVATIVES RISK—The Fund's investments in derivatives may pose risks in addition to and greater than those associated with investing directly in securities or other investments, including risks relating to leverage, imperfect correlations with underlying investments or the Fund's other portfolio holdings, high price volatility, lack of availability, counterparty credit, liquidity, valuation and legal restrictions. Their use is a highly specialized activity that involves investment techniques and risks different from those associated with ordinary portfolio securities transactions. If the Advisor is incorrect about its expectations of market conditions, the use of derivatives could also result in a loss, which in some cases may be unlimited. Certain risks are specific to the derivatives in which the Fund invests.

SWAP AGREEMENTS RISK—Swap agreements are contracts among the Fund and a counterparty to exchange the return of the pre-determined underlying investment (such as the rate of return of the underlying index). Swap agreements may be negotiated bilaterally and traded OTC between two parties or, in some instances, must be transacted through a futures commission merchant and cleared through a clearinghouse that serves as a central counterparty. Risks associated with the use of swap agreements are different from those associated with ordinary portfolio securities transactions, due in part to the fact they could be considered illiquid and many swaps trade on the OTC market. Swaps are particularly subject to counterparty credit, correlation, valuation, liquidity and leveraging risks. Certain standardized swaps are subject to mandatory central clearing. Central

clearing is expected to reduce counterparty credit risk and increase liquidity, but central clearing does not make swap transactions risk-free.

FUTURES CONTRACTS RISK—Futures contracts are typically exchange-traded contracts that call for the future delivery of an asset at a certain price and date, or cash settlement of the terms of the contract. Risks of futures contracts may be caused by an imperfect correlation between movements in the price of the instruments and the price of the underlying securities. In addition, there is the risk that the Fund may not be able to enter into a closing transaction because of an illiquid market. Exchanges can limit the number of positions that can be held or controlled by the Fund or the Advisor, thus limiting the ability to implement the Fund's strategies. Futures markets are highly volatile and the use of futures may increase the volatility of the Fund's net asset value ("NAV"). Futures also are subject to leverage risks and to liquidity risk.

OPTIONS CONTRACTS RISK—Options or options on futures contracts give the holder of the option the right to buy (or to sell) a position in a security or in a contract to the writer of the option, at a certain price. They are subject to correlation risk because there may be an imperfect correlation between the options and the securities markets that cause a given transaction to fail to achieve its objectives. The successful use of options depends on the Advisor's ability to correctly predict future price fluctuations and the degree of correlation between the options and securities markets. Exchanges can limit the number of positions that can be held or controlled by the Fund or the Advisor, thus limiting the ability to implement the Fund's strategies. Options also are particularly subject to leverage risk and can be subject to liquidity risk.

EARLY CLOSING RISK—The Fund is subject to the risk that unanticipated early closings of securities exchanges and other financial markets may result in the Fund's inability to buy or sell securities or other financial instruments on that day and may cause the Fund to incur substantial trading losses.

EQUITY RISK—The Fund is subject to the risk that the value of the equity securities and equity-based derivatives in the Fund's portfolio will decline due to volatility in the equity market caused by general market and economic conditions, perceptions regarding particular industries represented in the equity market, or factors relating to specific companies to which the Fund has investment exposure.

FOREIGN ISSUER EXPOSURE RISK—The Fund may invest in securities of foreign companies directly, or in financial instruments that are indirectly linked to the performance of foreign issuers. The Fund's investments in foreign securities and foreign issuers are subject to additional risks in comparison to U.S. securities and U.S. issuers, including currency fluctuations, adverse political and economic developments, unreliable or untimely information, less liquidity, limited legal recourse and higher transactional costs.

GEOGRAPHIC CONCENTRATION IN JAPAN RISK—Targeting Japan could hurt the Fund's performance if Japan's economy performs poorly as a result of political and economic conditions that affect the Japanese market. Japanese stocks tend to be more volatile than their U.S. counterparts, for reasons ranging from political and economic uncertainties, to a higher risk that essential information may be incomplete or erroneous. The Fund may be more volatile than a geographically diversified equity fund.

HIGH YIELD AND UNRATED SECURITIES RISK—The Fund's exposure to higher yielding, below investment grade and unrated high risk debt securities (commonly known as "junk bonds") may present additional risk because these securities may be less liquid and present greater credit risk than investment grade bonds. The price of high yield securities tends to be subject to greater volatility due to issuer-specific operating results and outlook and to real or perceived adverse economic and competitive industry conditions. This exposure may be obtained through investments in other investment companies.

INTEREST RATE RISK—The market value of fixed income investments and related financial instruments will change in response to interest rate changes. During periods of falling interest rates, the values of fixed income securities generally rise. Conversely, during periods of rising interest rates, the values of such securities generally decline. Securities with greater interest rate sensitivity and longer maturities generally are subject to greater fluctuations in value. The Fund may invest in variable and floating rate securities. Although these instruments are generally less sensitive to interest rate changes than fixed rate instruments, the value of floating rate and variable securities may decline if their interest rates do not rise as quickly, or as much, as general interest rates. Changes in government or central bank policy, including changes in tax policy or changes in a central bank's implementation of specific policy

goals, may have a substantial impact on interest rates, and could have an adverse effect on prices for fixed income securities and on the performance of the Fund. In particular, interest rates in the U.S. are at or near historically low levels and as a result, fixed income securities markets may experience heightened levels of interest rate risk. Any unexpected or sudden reversal of the fiscal policy underlying current interest rate levels could adversely affect the value of the Fund. There can be no guarantee that any particular government or central bank policy will be continued, discontinued or changed, nor that any such policy will have the desired effect on interest rates.

INVESTMENT IN INVESTMENT VEHICLES RISK—Investing in other investment vehicles, including ETFs, closed-end funds, affiliated short-term fixed income funds and other mutual funds, subjects the Fund to those risks affecting the investment vehicle, including the possibility that the value of the underlying securities held by the investment vehicle could decrease or the portfolio becomes illiquid. Moreover, the Fund and its shareholders will incur its pro rata share of the underlying vehicles' expenses, which will reduce the Fund's performance. In addition, investments in an ETF are subject to, among other risks, the risk that the ETF's shares may trade at a discount or premium relative to the NAV of the shares and the listing exchange may halt trading of the ETF's shares.

INVESTMENT IN LOANS RISK—Investing in loans involves special types of risks, including credit risk, interest rate risk, counterparty risk and prepayment risk. Loans may offer a fixed or floating interest rate. Loans are often generally below investment grade and may be unrated. Loans may be difficult to value and some can be subject to liquidity risk.

LARGE-CAPITALIZATION SECURITIES RISK—The Fund is subject to the risk that large-capitalization stocks may underperform other segments of the equity market or the equity market as a whole. Larger, more established companies may be unable to respond quickly to new competitive challenges such as changes in technology and may not be able to attain the high growth rate of smaller companies, especially during extended periods of economic expansion.

LEVERAGING RISK—The Fund achieves leveraged exposure to the underlying index through the use of derivative instruments. The more the Fund invests in leveraged instruments, the more this leverage will magnify any losses on those investments. The Fund's investment in these instruments generally requires a small investment relative to the amount of investment exposure assumed. As a result, such investments may give rise to losses that exceed the amount invested in those instruments. Since the Fund's investment strategy involves consistently applied leverage, the value of the Fund's shares will tend to increase or decrease more than the value of any increase or decrease in the underlying index. Leverage also will have the effect of magnifying tracking error.

LIQUIDITY AND VALUATION RISK—In certain circumstances, it may be difficult for the Fund to purchase and sell a particular investment within a reasonable time at a fair price, or the price at which it has been valued by the Advisor for purposes of the Fund's NAV, causing the Fund to be less liquid. While the Fund intends to invest in liquid securities and financial instruments, under certain market conditions, such as when trading in a particular investment has been halted temporarily by an exchange because the maximum price change of that investment has been realized, it may be difficult or impossible for the Fund to liquidate such investments. In addition, the ability of the Fund to assign an accurate daily value to certain investments may be difficult, and the Advisor may be required to fair value the investments.

MARKET RISK—The market value of the securities and derivatives held by the Fund may fluctuate over time in response to factors affecting individual companies or other factors such as changing economic, political or financial markets.

MID-CAPITALIZATION SECURITIES RISK—The Fund is subject to the risk that medium-capitalization stocks may underperform other segments of the equity market or the equity market as a whole. Securities of medium-capitalization companies may experience more price volatility, greater spreads between their bid and ask prices, lower trading volumes, and cyclical or static growth prospects. Medium-capitalization companies often have limited product lines, markets or financial resources, and may therefore be more vulnerable to adverse developments than larger capitalization companies.

NON-DIVERSIFICATION RISK—The Fund is considered non-diversified and can invest a greater portion of its assets in securities of individual issuers than a diversified fund. As a result, changes in the market value of a single issuer's securities could cause greater fluctuations in the value of Fund shares than would occur in a diversified fund. The

Fund may become diversified for periods of time solely as a result of changes in the composition of the underlying index (*e.g.*, changes in the relative market capitalization or weights of one or more index component stocks).

OTC TRADING RISK—Certain of the derivatives in which the Fund may invest may be traded (and privately negotiated) in the OTC market. While the OTC derivatives market is the primary trading venue for many derivatives, it is largely unregulated and provides for less transparency than a national securities or commodities exchange. As a result and similar to other privately negotiated contracts, the Fund is subject to counterparty credit risk with respect to such derivatives contracts.

PASSIVE INVESTMENT RISK—The Fund is not actively managed and the Advisor does not attempt to take defensive positions in declining markets. Therefore, the Fund may be subject to greater losses in a declining market than a fund that is actively managed.

PORTFOLIO TURNOVER RISK—Periodic rebalancing of the Fund's holdings may lead to a greater number of portfolio transactions in the Fund than experienced by other mutual funds. Such frequent and active trading may lead to significantly higher transaction costs because of increased broker commissions associated with such transactions.

PREPAYMENT AND EXTENSION RISK—Prepayment risk is the risk that the principal on mortgage-backed securities, other asset-backed securities or any debt security with an embedded call option may be prepaid at any time, which could reduce the security's yield and market value. In the case of prepayment risk, if the investment is converted, prepaid or redeemed before maturity, the portfolio manager may not be able to invest the proceeds in other investments providing as high a level of income, resulting in a reduced yield to the Fund. The rate of prepayments tends to increase as interest rates fall, which could cause the average maturity of the portfolio to shorten. Conversely, extension risk is the risk that an unexpected rise in interest rates will extend the life of a mortgage- or asset-backed security beyond the prepayment time. If the Fund's investments are locked in at a lower interest rate for a longer period of time, the portfolio manager may be unable to capitalize on securities with higher interest rates or wider spreads.

REGULATORY AND LEGAL RISK—U.S. and non-U.S. governmental agencies and other regulators regularly implement additional regulations and legislators pass new laws that affect the investments held by the Fund, the strategies used by the Fund or the level of regulation or taxation applying to the Fund (such as regulations related to investments in derivatives and other transactions). These regulations and laws impact the investment strategies, performance, costs and operations of the Fund or taxation of shareholders.

REPURCHASE AGREEMENT RISK—The Fund's investment in repurchase agreements may be subject to market and credit risk with respect to the collateral securing the repurchase agreements. Investments in repurchase agreements also may be subject to the risk that the market value of the underlying obligations may decline prior to the expiration of the repurchase agreement term.

SECTOR RISK—The Fund is subject to the Sector Risks described below.

> ***Communication Services Sector Risk.*** The Fund's investments are exposed to issuers conducting business in the Communication Services Sector. The Communication Services Sector includes companies that facilitate communication and offer related content and information through various mediums. It includes telecom and media & entertainment companies including producers of interactive gaming products and companies engaged in content and information creation or distribution through proprietary platforms. The Fund is subject to the risk that the securities of such issuers will underperform the market as a whole due to legislative or regulatory changes, adverse market conditions and/or increased competition affecting the Communication Services Sector. The performance of companies operating in the Communication Services Sector has historically been closely tied to the performance of the overall economy, and also is affected by economic growth, consumer confidence, attitudes and spending. Increased sensitivity to short product cycles and aggressive pricing, challenges in bringing products to market and changes in demographics and consumer tastes also can affect the demand for, and success of, communication services products and services in the marketplace.
>
> ***Consumer Discretionary Sector Risk.*** The Fund's investments are exposed to issuers conducting business in the Consumer Discretionary Sector. The manufacturing segment of the Consumer Discretionary Sector

includes automotive, household durable goods, leisure equipment and textiles and apparel. The services segment includes hotels, restaurants and other leisure facilities, media production and services, and consumer retailing and services. The Fund is subject to the risk that the securities of such issuers will underperform the market as a whole due to legislative or regulatory changes, adverse market conditions and/or increased competition affecting the Consumer Discretionary Sector. The performance of companies operating in the Consumer Discretionary Sector has historically been closely tied to the performance of the overall economy, and also is affected by economic growth, consumer confidence, attitudes and spending. Changes in demographics and consumer tastes also can affect the demand for, and success of, consumer products and services in the marketplace. Moreover, the Consumer Discretionary Sector encompasses those businesses that tend to be the most sensitive to economic cycles.

Consumer Staples Sector Risk. The Fund's investments are exposed to issuers conducting business in the Consumer Staples Sector. The Consumer Staples Sector includes manufacturers and distributors of food, beverages and tobacco and producers of non-durable household goods and personal products. It also includes food and drug retailing companies as well as hypermarkets and consumer super centers. The Fund is subject to the risk that the securities of such issuers will underperform the market as a whole due to legislative or regulatory changes, adverse market conditions and/or increased competition affecting the Consumer Staples Sector. The performance of companies operating in the Consumer Staples Sector has historically been closely tied to the performance of the overall economy, and also is affected by consumer confidence, demands and preferences, and spending. In addition, companies in the Consumer Staples Sector may be subject to risks pertaining to the supply of, demand for, and prices of raw materials.

Health Care Sector Risk. The Fund's investments are exposed to issuers conducting business in the Health Care Sector. The Health Care Sector includes health care providers and services, companies that manufacture and distribute health care equipment and supplies, and health care technology companies. It also includes companies involved in the research, development, production and marketing of pharmaceuticals and biotechnology products. The Fund is subject to the risk that the securities of such issuers will underperform the market as a whole due to legislative or regulatory changes, adverse market conditions and/or increased competition affecting the Health Care Sector. The prices of the securities of companies operating in the Health Care Sector are closely tied to government regulation and approval of their products and services, which can have a significant effect on the price and availability of those products and services.

Industrials Sector Risk. The Fund's investments are exposed to issuers conducting business in the Industrials Sector. The Industrials Sector includes manufacturers and distributors of capital goods such as aerospace and defense, building projects, electrical equipment and machinery, and companies that offer construction and engineering services. It also includes providers of commercial and professional services including printing, environmental and facilities services, office services and supplies, security and alarm services, human resource and employment services, and research and consulting services. It also includes companies that provide transportation services. The Fund is subject to the risk that the securities of such issuers will underperform the market as a whole due to legislative or regulatory changes, adverse market conditions and/or increased competition affecting the Industrials Sector. The prices of the securities of companies operating in the Industrials Sector may fluctuate due to the level and volatility of commodity prices, the exchange value of the dollar, import controls, worldwide competition, liability for environmental damage, depletion of resources, and mandated expenditures for safety and pollution control devices.

Information Technology Sector Risk. The Fund's investments are exposed to issuers conducting business in the Information Technology Sector. The Information Technology Sector includes companies that offer software and information technology services, manufacturers and distributors of technology hardware and equipment such as communications equipment, cellular phones, computers and peripherals, electronic equipment and related instruments and semiconductors. The Fund is subject to the risk that the securities of such issuers will underperform the market as a whole due to legislative or regulatory changes, adverse market conditions and/or increased competition affecting the Information Technology Sector. The prices of the securities of companies operating in the Information Technology Sector are closely tied to market competition, increased sensitivity to short product cycles and aggressive pricing, and problems with bringing products to market.

Materials Sector Risk. The Fund's investments are exposed to issuers conducting business in the Materials Sector. The Materials Sector includes companies that manufacture chemicals, construction materials, glass, paper, forest products and related packaging products, and metals, minerals and mining companies, including producers of steel. The Fund is subject to the risk that the securities of such issuers will underperform the market as a whole due to legislative or regulatory changes, adverse market conditions and/or increased competition affecting the Materials Sector. The prices of the securities of companies operating in the Materials Sector may fluctuate widely due to the level and volatility of commodity prices, the exchange value of the U.S. dollar, import controls, worldwide competition, liability for environmental damage, depletion of resources, and mandated expenditures for safety and pollution control devices.

SHAREHOLDER TRADING RISK—The Fund may be used as a tool for certain investors that employ trading strategies involving frequent trading. Such trading strategies may lead to increased portfolio turnover in the Fund and higher transaction costs. Large movements of assets into and out of the Fund due to active or frequent trading also may adversely affect the Fund's ability to achieve its investment objective.

SMALL-CAPITALIZATION SECURITIES RISK—The Fund is subject to the risk that small-capitalization stocks may underperform other segments of the equity market or the equity market as a whole. Small-capitalization companies may be more vulnerable than larger, more established organizations to adverse business or economic developments. Securities of small-capitalization companies may experience much more price volatility, greater spreads between their bid and ask prices, significantly lower trading volumes, and cyclical or static growth prospects. Small-capitalization companies often have limited product lines, markets or financial resources, and may therefore be more vulnerable to adverse developments than larger capitalization companies.

TEMPORARY DEFENSIVE INVESTMENT RISK—The Advisor generally does not attempt to take defensive positions in the Fund in declining markets. Therefore, the Fund may be subject to greater losses in a declining market than a fund that does take defensive positions in declining markets.

TRACKING ERROR RISK—The Advisor may not be able to cause the Fund's performance to correlate to that of the Fund's benchmark, either on a daily or aggregate basis. Factors such as Fund expenses, imperfect correlation between the Fund's investments and those of the underlying index, rounding of share prices, changes to the composition of the underlying index, regulatory policies, high portfolio turnover rate, and the use of leverage all contribute to tracking error. Tracking error may cause the Fund's performance to be less than you expect.

TRADING HALT RISK—The Fund typically will hold futures contracts and short-term options. The major exchanges on which these contracts are traded, such as the Chicago Mercantile Exchange, have established limits on how much the trading price of a futures contract or option may decline over various time periods within a day, and may halt trading in a contract that exceeds such limits. If a trading halt occurs, the Fund may temporarily be unable to purchase or sell certain securities, futures contracts or options. Such a trading halt near the time the Fund prices its shares may limit the Fund's ability to use leverage and fully invest its assets, which could increase tracking error and adversely affect performance, and may prevent the Fund from achieving its investment objective.

U.S. GOVERNMENT SECURITIES RISK—U.S. government securities may or may not be backed by the full faith and credit of the U.S. government. The value of U.S. government securities will fluctuate and such securities are subject to the risks associated with fixed-income and debt securities, particularly interest rate and credit risk.

PERFORMANCE INFORMATION

The following bar chart shows the performance of the shares of the Fund from year to year. The variability of performance over time provides an indication of the risks of investing in the Fund. The following table shows the performance of the shares of the Fund as an average over different periods of time in comparison to the performance of a broad-based market index. The figures in the bar chart and table assume the reinvestment of dividends and capital gains distributions. The performance information below does not reflect fees and expenses of any variable contract that may use the Fund as its underlying investment and would be lower if it did. Of course, this past performance (before taxes) does not necessarily indicate how the Fund will perform in the future.

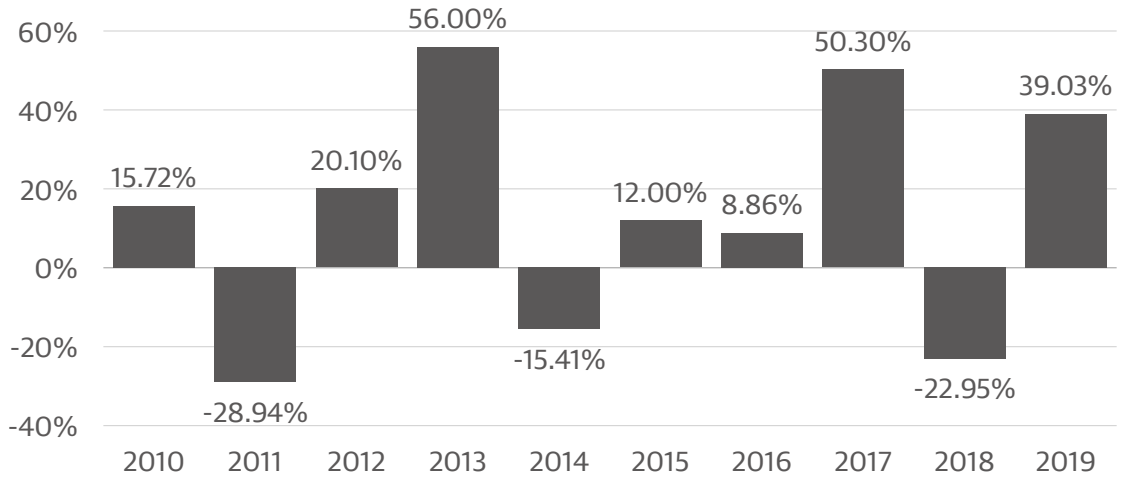

Highest Quarter Return
Q1 2012 25.47%

Lowest Quarter Return
Q4 2018 -29.07%

AVERAGE ANNUAL TOTAL RETURN
(for periods ended December 31, 2019)

	Past 1 Year	Past 5 Years	Past 10 Years
Japan 2x Strategy Fund	39.03%	14.44%	9.85%
Nikkei 225 Stock Average Index *(reflects no deduction for fees, expenses or taxes)*	19.84%	8.26%	6.65%

MANAGEMENT

INVESTMENT ADVISOR

Security Investors, LLC, which operates under the name Guggenheim Investments, serves as the investment adviser of the Fund.

PORTFOLIO MANAGERS

- **Michael P. Byrum**, CFA, Senior Vice President. Mr. Byrum has been associated with the Advisor since 1993.
- **Ryan A. Harder,** CFA, Portfolio Manager. Mr. Harder has been associated with the Advisor since 2004.

PURCHASE AND SALE OF FUND SHARES

Shares of the Fund are purchased by insurance companies for their separate accounts to fund variable life insurance and variable annuity contracts. All orders for the purchase of shares are subject to acceptance or rejection by the Trust. All redemption requests will be processed and payment with respect thereto will be made within seven days after tender.

TAX INFORMATION

The tax consequences of your investment in the Fund depend on the provisions of the annuity or life insurance program through which you invest. For more information on taxes, please refer to the accompanying prospectus of the annuity or life insurance program through which Fund shares are offered.

INVESTMENT OBJECTIVE

The Commodities Strategy Fund (the "Fund") seeks to provide investment results that correlate, before fees and expenses, to the performance of a benchmark for commodities. The Fund's current benchmark is the S&P GSCI® Commodity Index (the "underlying index").

FEES AND EXPENSES OF THE FUND

This table describes the fees and expenses that you may pay if you buy and hold shares of the Fund. Owners of variable annuity and insurance contracts that invest in the Fund also should refer to the variable insurance contract prospectus for a description of fees and expenses that may be deducted at the separate account level or contract level for any charges that may be incurred under a contract. If the information below were to reflect the deduction of insurance charges, fees and expenses would be higher.

SHAREHOLDER FEES *(fees paid directly from your investment)*	N/A
ANNUAL FUND OPERATING EXPENSES *(expenses that you pay each year as a percentage of the value of your investment)*	
Management Fees of the Fund and the Subsidiary	0.87%
Other Expenses*	1.11%
Other Expenses of the Fund	0.98%
Other Expenses of the Subsidiary	0.13%
Acquired Fund Fees and Expenses	0.12%
Total Annual Fund Operating Expenses**	2.10%
Fee Waiver***	-0.20%
Total Annual Fund Operating Expenses After Fee Waiver**	1.90%

* "Other Expenses" does not include fees paid to the Fund's swap contract counterparties, or the management fees, performance fees, and expenses of the reference assets or trading vehicles underlying such swap contracts. These fees and expenses, which are not reflected in this Annual Fund Operating Expenses table, are embedded in the returns of the swap contracts (*i.e.*, the fees and expenses reduce the investment returns of the swap contracts) and represent an indirect cost of investing in the Fund.

** The Total Annual Fund Operating Expenses and Total Annual Fund Operating Expenses After Fee Waiver in this fee table may not correlate to the expense ratios in the Fund's financial highlights and financial statements because the financial highlights and financial statements reflect only the operating expenses of the Fund and do not include Acquired Fund Fees and Expenses, which are fees and expenses incurred indirectly by the Fund through its investments in certain underlying investment companies.

*** The Advisor has contractually agreed to waive the management fee it receives from the Fund in an amount equal to the management fee paid to the Advisor by the Subsidiary. This undertaking will continue in effect for so long as the Fund invests in the Subsidiary, and may be terminated only with the approval of the Fund's Board of Trustees. In addition, the Advisor also has contractually agreed through May 1, 2021, to waive the amount of the Fund's management fee to the extent necessary to offset the proportionate share of any management fee paid by the Fund with respect to any Fund investment in an underlying fund for which the Advisor or any of its affiliates also serves as investment manager. The agreement may be terminated by the Advisor at the conclusion of any one-year term or by the Fund's Board of Trustees at any time, and when the Advisor ceases to serve as such.

EXAMPLE

This Example is intended to help you compare the cost of investing in the Fund with the cost of investing in other mutual funds. The Example does not reflect the fees and expenses which are, or may be, imposed under your variable insurance contract. If the Example were to reflect the deduction of such charges, the costs shown would be greater. The Example assumes that you invest $10,000 in the Fund for the time periods indicated and then redeem all of your shares at the end of those periods. The Example also assumes that your investment has a 5% return each year and

that the Fund's operating expenses remain the same. Although your actual costs may be higher or lower, based on these assumptions your costs would be:

1 Year	3 Years	5 Years	10 Years
$193	$614	$1,060	$2,300

PORTFOLIO TURNOVER

The Fund pays transaction costs, such as commissions, when it buys and sells securities (or "turns over" its portfolio). A higher portfolio turnover rate may indicate higher transaction costs. These costs, which are not reflected in the Total Annual Fund Operating Expenses or the Example, affect the Fund's performance. During the most recent fiscal year, the Fund's portfolio turnover rate was 128% of the average value of its portfolio. The Fund's portfolio turnover rate is calculated without regard to cash instruments and most derivatives. If such instruments were included, the Fund's portfolio turnover rate might be significantly higher.

PRINCIPAL INVESTMENT STRATEGIES

The Fund seeks exposure to the performance of the commodities markets. The Fund will seek to gain exposure to the underlying index, a composite index of commodity sector returns, representing an unleveraged long-only investment in commodity futures that is broadly diversified across the spectrum of commodities, by investing in exchange-traded products, including investment companies and commodity pools, that provide exposure to the commodities markets and in commodity-linked derivative instruments, which primarily consist of swap agreements, commodity options, and futures and options on futures. While the Fund may write (sell) and purchase swaps, it expects primarily to purchase swaps. Investing in derivative instruments enables the Fund to pursue its objective without investing directly in physical commodities. Certain of the Fund's derivatives investments may be traded in the over-the-counter ("OTC") market. Investments in derivative instruments, such as futures, options, and forward contracts and swap agreements, have the economic effect of creating financial leverage in the Fund's portfolio because such investments may give rise to losses that exceed the amount the Fund has invested in those instruments. Financial leverage will magnify, sometimes significantly, the Fund's exposure to any increase or decrease in prices associated with a particular reference asset resulting in increased volatility in the value of the Fund's portfolio. The value of the Fund's portfolio is likely to experience greater volatility over short-term periods. While such financial leverage has the potential to produce greater gains, it also may result in greater losses, which in some cases may cause the Fund to liquidate other portfolio investments at a loss to comply with limits on leverage and asset segregation requirements imposed by the Investment Company Act of 1940 (the "1940 Act") or to meet redemption requests. The Fund's use of derivatives and the leveraged investment exposure created by the use of derivatives are expected to be significant. To the extent the underlying index is concentrated in a particular industry the Fund will necessarily be concentrated in that industry. It is anticipated that the Fund's investment exposure will tend to be heavily weighted toward oil and other energy-related commodities and agricultural commodities. On a day-to-day basis, the Fund may hold U.S. government securities or cash equivalents to collateralize its derivatives positions. The Fund also may enter into repurchase agreements with counterparties that are deemed to present acceptable credit risks.

The Fund may invest a portion of its assets, and at times, a substantial portion of its assets, in other short-term fixed-income investment companies advised by the Advisor, or an affiliate of the Advisor, for various purposes, including for liquidity management purposes (*e.g.*, to increase yield on liquid investments used to collateralize derivatives positions) or when such investment companies present a more cost-effective investment option than direct investments in the underlying securities. Investments in these investment companies will significantly increase the portfolio's exposure to certain other asset categories, including: (i) a broad range of high yield, high risk debt securities rated below the top four long-term rating categories by a nationally recognized statistical rating organization or, if unrated, determined by the Advisor to be of comparable quality (also known as "junk bonds"); (ii) securities issued by the U.S. government or its agencies and instrumentalities; (iii) collateralized loan obligations ("CLOs"), other asset-backed securities (including mortgage-backed securities) and similarly structured debt investments; and (iv) other short-term fixed income securities. Such investments will expose the Fund to the risks of these asset categories and increases or decreases in the value of these investments may cause the Fund to deviate from its investment objective.

The Fund also may invest up to 25% of its total assets in a wholly-owned and controlled Cayman Islands subsidiary (the "Subsidiary") as measured at the end of every quarter of the Fund's taxable year. The Subsidiary is advised by the Advisor, and has the same investment objective as the Fund. Unlike the Fund, however, the Subsidiary may invest to a greater extent in commodity-linked derivative instruments. The Subsidiary's investments in such instruments are

subject to limits on leverage imposed by the 1940 Act. The Fund's investment in the Subsidiary is expected to provide the Fund with an effective means of obtaining exposure (long or short) to the investment returns of global commodities markets.

In an effort to ensure that the Fund is fully invested on a day-to-day basis, the Fund may conduct any necessary trading activity at or just prior to the close of the U.S. financial markets. The Fund invests, to a significant extent, in companies or commodity-linked derivatives concentrated in the same economic sector. The Fund is non-diversified and, therefore, may invest a greater percentage of its assets in a particular issuer in comparison to a diversified fund.

PRINCIPAL RISKS

As with all mutual funds, a shareholder is subject to the risk that his or her investment could lose money. In addition to this risk, the Fund is subject to the principal risks described below.

ASSET-BACKED AND MORTGAGE-BACKED SECURITIES RISK—Through its investments in other investment companies, the Fund may have exposure to asset-backed securities, including mortgage-backed securities and structured finance investments. Investors in these securities generally receive payments that are part interest and part return of principal. These payments may vary based on the rate at which the underlying borrowers pay off their loans. Some asset-backed securities, including mortgage-backed securities, may have structures that make their reaction to interest rates and other factors difficult to predict, making their prices very volatile and they are subject to liquidity risk. The terms of many structured finance investments and other instruments are tied to the London Interbank Offered Rate ("LIBOR"), which functions as a reference rate or benchmark. It is anticipated that LIBOR will be discontinued at the end of 2021, which may cause increased volatility and illiquidity in the markets for instruments with terms tied to LIBOR or other adverse consequences for these instruments. These events may adversely affect the Fund and its investments in such instruments.

CLO RISK—Through its investments in other investment companies, the Fund may have exposure to CLOs. A CLO is a trust typically collateralized by a pool of loans, which may include, among others, domestic and foreign senior secured loans, senior unsecured loans, and subordinate corporate loans, including loans that may be rated below investment grade or equivalent unrated loans. The cash flows from the trust are split into two or more portions, called tranches, varying in risk and yield. CLO tranches can experience substantial losses due to actual defaults, increased sensitivity to defaults due to collateral default and disappearance of protecting tranches, market anticipation of defaults, as well as aversion to CLO securities as a class. The risks of an investment in a CLO depend largely on the type of the collateral securities and the class of the CLO in which the Fund invests.

COMMODITY EXPOSURE RISK—The Fund will concentrate its investments in commodities markets and will therefore have investment exposure to the commodities markets and one or more sectors of the commodities markets, which may subject the Fund to greater volatility than investments in traditional securities, such as stocks and bonds. Volatility in the commodities markets may be caused by changes in overall market movements, commodity index volatility, domestic and foreign political and economic events and policies, war, acts of terrorism, changes in domestic or foreign interest rates and/or investor expectations concerning interest rates, domestic and foreign inflation rates, investment and trading activities of mutual funds, hedge funds and commodities funds, and factors affecting a particular industry or commodity, such as drought, floods, weather, livestock disease, embargoes, tariffs and other regulatory developments, or supply and demand disruptions. The prices of energy, industrial metals, precious metals, agriculture and livestock sector commodities may fluctuate widely due to factors such as changes in value, supply and demand and governmental regulatory policies. Because the Fund's performance is linked to the performance of volatile commodities, investors should be willing to assume the risks of potentially significant fluctuations in the value of the Fund's shares. The Advisor anticipates that the Fund will have significant exposure to oil and other energy-related commodities and agricultural commodities. As a result, the Fund's performance is subject to the volatility of global oil prices, and the risk that oil supply and demand, capital expenditures on exploration and production, energy conservation efforts, the prices of alternative fuels, exchange rates and technological advances may adversely affect the Fund's performance.

COMMODITY-LINKED DERIVATIVES INVESTMENT RISK—The Fund may invest directly and indirectly in commodity-linked derivative instruments. The value of a commodity-linked derivatives investment typically is based upon the price movements of a physical commodity (such as heating oil, livestock, or agricultural products), a commodity futures contract or commodity index, or some other readily measurable economic variable dependent upon changes in the value of commodities or the commodities markets. The value of these securities will rise or fall in response to

changes in the underlying commodity or related benchmark or investment. These securities expose the Fund economically to movements in commodity prices. The Fund's investment in commodity-related investment products may lead to losses in excess of the Fund's investment in such products. Such losses can significantly and adversely affect the net asset value ("NAV") of the Fund and, consequently, a shareholder's interest in the Fund.

COUNTERPARTY CREDIT RISK—The Fund may invest in financial instruments involving counterparties that attempt to gain exposure to a particular group of securities, index or asset class without actually purchasing those securities or investments, or to hedge a position. The Fund's use of such financial instruments, including swap agreements, involves risks that are different from those associated with ordinary portfolio securities transactions. For example, the Fund is exposed to the risk that the counterparty may be unwilling or unable to make timely payments to meet its contractual obligations or may fail to return holdings that are subject to the agreement with the counterparty. If the counterparty becomes bankrupt or defaults on its payment obligations to the Fund, the Fund may not receive the full amount that it is entitled to receive. If this occurs, the value of your shares in the Fund will decrease.

CREDIT RISK—The Fund could lose money if the debt securities or other instruments in which it invests decline in price, or the issuer or guarantor of such instrument fails to pay interest or principal when due because the issuer or guarantor of the instrument experiences an actual or perceived decline in its financial status. Generally, credit risk is increased when a portfolio security is downgraded or the perceived creditworthiness of the issuer or guarantor deteriorates, though the effect of any credit rating downgrade can be uncertain. To the extent the Fund invests in below investment grade instruments, it will be exposed to a greater amount of credit risk than a fund which only invests in investment grade securities. In addition, to the extent the Fund uses credit derivatives, such use will expose it to additional risk in the event that the bonds underlying the derivatives default. The degree of credit risk depends on the issuer's or guarantor's financial condition and on the terms of the instruments.

DERIVATIVES RISK—The Fund's investments in derivatives may pose risks in addition to and greater than those associated with investing directly in securities or other investments, including risks relating to leverage, imperfect correlations with underlying investments or the Fund's other portfolio holdings, high price volatility, lack of availability, counterparty credit, liquidity, valuation and legal restrictions. Their use is a highly specialized activity that involves investment techniques and risks different from those associated with ordinary portfolio securities transactions. If the Advisor is incorrect about its expectations of market conditions, the use of derivatives could also result in a loss, which in some cases may be unlimited. Certain risks are specific to the derivatives in which the Fund invests.

SWAP AGREEMENTS RISK—Swap agreements are contracts among the Fund and a counterparty to exchange the return of the pre-determined underlying investment (such as the rate of return of the underlying index). Swap agreements may be negotiated bilaterally and traded OTC between two parties or, in some instances, must be transacted through a futures commission merchant and cleared through a clearinghouse that serves as a central counterparty. Risks associated with the use of swap agreements are different from those associated with ordinary portfolio securities transactions, due in part to the fact they could be considered illiquid and many swaps trade on the OTC market. Swaps are particularly subject to counterparty credit, correlation, valuation, liquidity and leveraging risks. Certain standardized swaps are subject to mandatory central clearing. Central clearing is expected to reduce counterparty credit risk and increase liquidity, but central clearing does not make swap transactions risk-free.

FUTURES CONTRACTS RISK—Futures contracts are typically exchange-traded contracts that call for the future delivery of an asset at a certain price and date, or cash settlement of the terms of the contract. Risks of futures contracts may be caused by an imperfect correlation between movements in the price of the instruments and the price of the underlying securities. In addition, there is the risk that the Fund may not be able to enter into a closing transaction because of an illiquid market. Exchanges can limit the number of positions that can be held or controlled by the Fund or the Advisor, thus limiting the ability to implement the Fund's strategies. Futures markets are highly volatile and the use of futures may increase the volatility of the Fund's NAV. Futures also are subject to leverage risks and to liquidity risk.

OPTIONS CONTRACTS RISK—Options or options on futures contracts give the holder of the option the right to buy (or to sell) a position in a security or in a contract to the writer of the option, at a certain price. They are subject to correlation risk because there may be an imperfect correlation between the options and the securities markets that cause a given transaction to fail to achieve its objectives. The successful use of options depends

on the Advisor's ability to correctly predict future price fluctuations and the degree of correlation between the options and securities markets. Exchanges can limit the number of positions that can be held or controlled by the Fund or the Advisor, thus limiting the ability to implement the Fund's strategies. Options also are particularly subject to leverage risk and can be subject to liquidity risk.

EARLY CLOSING RISK—The Fund is subject to the risk that unanticipated early closings of securities exchanges and other financial markets may result in the Fund's inability to buy or sell securities or other financial instruments on that day and may cause the Fund to incur substantial trading losses.

EQUITY RISK—The Fund is subject to the risk that the value of the equity securities and equity-based derivatives in the Fund's portfolio will decline due to volatility in the equity market caused by general market and economic conditions, perceptions regarding particular industries represented in the equity market, or factors relating to specific companies to which the Fund has investment exposure.

FINANCIALS SECTOR RISK—The Fund's investments are exposed to issuers conducting business in the Financials Sector. The Financials Sector includes companies involved in banking, thrifts and mortgage finance, specialized finance, consumer finance, asset management and custody banks, investment banking and brokerage and insurance. It also includes the Financial Exchanges & Data and Mortgage Real Estate Investment Trusts (REITs) sub-industries. Certain Financials Sector companies serve as counterparties with which the Fund may enter into derivatives agreements or other similar contractual arrangements. The Fund is subject to the risk that the securities of such issuers will underperform the market as a whole due to legislative or regulatory changes, adverse market conditions and/or increased competition affecting the Financials Sector, which may adversely affect a company's ability to fulfill its obligations as a financial counterparty. Companies operating in the Financials Sector are subject to extensive government regulation, which may limit the financial commitments they can make and the interest rates and fees they can charge. Profitability is largely dependent on the availability and cost of capital funds, and can fluctuate significantly when interest rates change or due to increased competition.

HIGH YIELD AND UNRATED SECURITIES RISK—The Fund's exposure to higher yielding, below investment grade and unrated high risk debt securities (commonly known as "junk bonds") may present additional risk because these securities may be less liquid and present greater credit risk than investment grade bonds. The price of high yield securities tends to be subject to greater volatility due to issuer-specific operating results and outlook and to real or perceived adverse economic and competitive industry conditions. This exposure may be obtained through investments in other investment companies.

INTEREST RATE RISK—The market value of fixed income investments and related financial instruments will change in response to interest rate changes. During periods of falling interest rates, the values of fixed income securities generally rise. Conversely, during periods of rising interest rates, the values of such securities generally decline. Securities with greater interest rate sensitivity and longer maturities generally are subject to greater fluctuations in value. The Fund may invest in variable and floating rate securities. Although these instruments are generally less sensitive to interest rate changes than fixed rate instruments, the value of floating rate and variable securities may decline if their interest rates do not rise as quickly, or as much, as general interest rates. Changes in government or central bank policy, including changes in tax policy or changes in a central bank's implementation of specific policy goals, may have a substantial impact on interest rates, and could have an adverse effect on prices for fixed income securities and on the performance of the Fund. In particular, interest rates in the U.S. are at or near historically low levels and as a result, fixed income securities markets may experience heightened levels of interest rate risk. Any unexpected or sudden reversal of the fiscal policy underlying current interest rate levels could adversely affect the value of the Fund. There can be no guarantee that any particular government or central bank policy will be continued, discontinued or changed, nor that any such policy will have the desired effect on interest rates.

INVESTMENT IN INVESTMENT VEHICLES RISK—Investing in other investment vehicles, including exchange-traded funds ("ETFs"), closed-end funds, affiliated short-term fixed income funds and other mutual funds, subjects the Fund to those risks affecting the investment vehicle, including the possibility that the value of the underlying securities held by the investment vehicle could decrease or the portfolio becomes illiquid. Moreover, the Fund and its shareholders will incur its pro rata share of the underlying vehicles' expenses, which will reduce the Fund's performance. In addition, investments in an ETF are subject to, among other risks, the risk that the ETF's shares may trade at a discount or premium relative to the NAV of the shares and the listing exchange may halt trading of the ETF's shares.

INVESTMENT IN LOANS RISK—Investing in loans involves special types of risks, including credit risk, interest rate risk, counterparty risk and prepayment risk. Loans may offer a fixed or floating interest rate. Loans are often generally below investment grade and may be unrated. Loans may be difficult to value and some can be subject to liquidity risk.

INVESTMENT IN THE SUBSIDIARY RISK—The Subsidiary is not registered under the 1940 Act and, unless otherwise noted in this Prospectus, is not subject to all of the investor protections of the 1940 Act. Thus, the Fund, as the sole investor in the Subsidiary, will not have all of the protections offered to shareholders of registered investment companies. By investing in the Subsidiary, the Fund is exposed to the risks of the Subsidiary's investments, which in turn will be exposed primarily to the risks of investing in the commodities markets. The Fund also will incur its pro rata share of the expenses of the Subsidiary. In addition, changes in the laws of the United States or the Cayman Islands, under which the Fund and the Subsidiary, respectively, are organized, could result in the inability of the Fund and/or the Subsidiary to operate as intended and could negatively affect the Fund and its shareholders.

INVESTMENT TECHNIQUE RISK—Some investment techniques of the Fund, such as its use of derivatives and other commodity-linked financial instruments to seek to achieve its investment objective, may be considered aggressive. These instruments may increase the volatility of the Fund and may involve a small investment of cash relative to the magnitude of the risk assumed. Such investment techniques may not consistently produce desired results and may be limited by legislative, regulatory, or tax developments.

LEVERAGING RISK—The Fund derives substantially all of its commodities exposure from its investment in derivatives and other financial instruments that provide leveraged exposure. The Fund's investment in these instruments generally requires a small investment relative to the amount of investment exposure assumed. As a result, such investments may give rise to losses that exceed the amount invested in those instruments. The use of derivatives and other similar financial instruments are an integral part of the Fund's investment strategy and may expose the Fund to potentially dramatic losses (or gains) in the value of a derivative or other financial instrument and, thus, in the value of the Fund's portfolio. The cost of investing in such instruments generally increases as interest rates increase, which will lower the Fund's return.

LIQUIDITY AND VALUATION RISK—In certain circumstances, it may be difficult for the Fund to purchase and sell a particular investment within a reasonable time at a fair price, or the price at which it has been valued by the Advisor for purposes of the Fund's NAV, causing the Fund to be less liquid. While the Fund intends to invest in liquid securities and financial instruments, under certain market conditions, such as when trading in a particular investment has been halted temporarily by an exchange because the maximum price change of that investment has been realized, it may be difficult or impossible for the Fund to liquidate such investments. In addition, the ability of the Fund to assign an accurate daily value to certain investments may be difficult, and the Advisor may be required to fair value the investments.

MARKET RISK—The market value of the securities and derivatives held by the Fund may fluctuate over time in response to factors affecting individual companies or other factors such as changing economic, political or financial markets.

NON-DIVERSIFICATION RISK—The Fund is considered non-diversified and can invest a greater portion of its assets in securities of individual issuers than a diversified fund. As a result, changes in the market value of a single issuer's securities could cause greater fluctuations in the value of Fund shares than would occur in a diversified fund. The Fund may become diversified for periods of time solely as a result of changes in the composition of the underlying index (*e.g.*, changes in the relative market capitalization or weights of one or more index component stocks).

OTC TRADING RISK—Certain of the derivatives in which the Fund may invest may be traded (and privately negotiated) in the OTC market. While the OTC derivatives market is the primary trading venue for many derivatives, it is largely unregulated and provides for less transparency than a national securities or commodities exchange. As a result and similar to other privately negotiated contracts, the Fund is subject to counterparty credit risk with respect to such derivatives contracts.

PASSIVE INVESTMENT RISK—The Fund is not actively managed and the Advisor does not attempt to take defensive positions in declining markets. Therefore, the Fund may be subject to greater losses in a declining market than a fund that is actively managed.

PORTFOLIO TURNOVER RISK—The Fund's strategy may frequently involve buying and selling portfolio securities, which may lead to increased costs to the Fund. Portfolio turnover risk may cause the Fund's performance to be less than you expect.

PREPAYMENT AND EXTENSION RISK—Prepayment risk is the risk that the principal on mortgage-backed securities, other asset-backed securities or any debt security with an embedded call option may be prepaid at any time, which could reduce the security's yield and market value. In the case of prepayment risk, if the investment is converted, prepaid or redeemed before maturity, the portfolio manager may not be able to invest the proceeds in other investments providing as high a level of income, resulting in a reduced yield to the Fund. The rate of prepayments tends to increase as interest rates fall, which could cause the average maturity of the portfolio to shorten. Conversely, extension risk is the risk that an unexpected rise in interest rates will extend the life of a mortgage- or asset-backed security beyond the prepayment time. If the Fund's investments are locked in at a lower interest rate for a longer period of time, the portfolio manager may be unable to capitalize on securities with higher interest rates or wider spreads.

REGULATORY AND LEGAL RISK—U.S. and non-U.S. governmental agencies and other regulators regularly implement additional regulations and legislators pass new laws that affect the investments held by the Fund, the strategies used by the Fund or the level of regulation or taxation applying to the Fund (such as regulations related to investments in derivatives and other transactions). These regulations and laws impact the investment strategies, performance, costs and operations of the Fund or taxation of shareholders.

REPURCHASE AGREEMENT RISK—The Fund's investment in repurchase agreements may be subject to market and credit risk with respect to the collateral securing the repurchase agreements. Investments in repurchase agreements also may be subject to the risk that the market value of the underlying obligations may decline prior to the expiration of the repurchase agreement term.

SHAREHOLDER TRADING RISK—The Fund may be used as a tool for certain investors that employ trading strategies involving frequent trading. Such trading strategies may lead to increased portfolio turnover in the Fund and higher transaction costs. Large movements of assets into and out of the Fund due to active or frequent trading also may adversely affect the Fund's ability to achieve its investment objective.

TAX RISK—To qualify for the favorable U.S. federal income tax treatment generally available to regulated investment companies, the Fund must, among other requirements, derive at least 90% of its gross income for each taxable year from sources generating "qualifying income." Income derived from direct and certain indirect investments in commodities is not qualifying income. More information about this, and other, requirements for qualification as a regulated investment company can be found in the SAI. The Fund's investment in the Subsidiary is expected to provide the Fund with exposure to the commodities markets within the limitations of the federal tax requirements of Subchapter M of the Internal Revenue Code of 1986, as amended (the "Internal Revenue Code"). The Fund has received a private letter ruling from the Internal Revenue Service (the "IRS") that concludes that the income attributable to the Fund's investment in the Subsidiary will be qualifying income. The IRS issued final Treasury regulations pursuant to which the "Subpart F" income (as defined in Section 951 of the Internal Revenue Code to include passive income, including income from commodity-linked derivatives) of the Fund attributable to its investment in the Subsidiary is "qualifying income" to the Fund to the extent that such income is derived with respect to the Fund's business of investing in stock, securities or currencies. The Fund expects its "Subpart F" income attributable to its investment in the Subsidiary to be derived with respect to the Fund's business of investing in stock, securities or currencies and accordingly to be treated as "qualifying income." The Advisor intends to conduct the Fund's investments in the Subsidiary in a manner consistent with the terms and conditions of its private letter ruling and applicable Treasury regulations, and will monitor the Fund's investments in the Subsidiary to ensure that no more than 25% of the Fund's assets are invested in the Subsidiary.

The Fund currently gains most of its exposure to the commodities markets through its investment in the Subsidiary, which may invest in commodity-linked derivative instruments and other similar instruments. However, to the extent the Fund invests in such instruments directly, it may be subject to the risk that such instruments will not generate qualifying income and, thus, may compromise the Fund's ability to qualify as a regulated investment company. The Fund might generate more non-qualifying income than anticipated, might not be able to generate qualifying income in a particular taxable year at levels sufficient to meet the qualifying income test, or might not be able to determine the percentage of qualifying income it derives for a taxable year until after year-end. Failure to qualify as a regulated

investment company could have significant negative tax consequences to Fund shareholders. Under certain circumstances, the Fund may be able to cure a failure to meet the qualifying income test, but in order to do so the Fund may incur significant Fund-level taxes, which would effectively reduce (and could eliminate) the Fund's returns.

TEMPORARY DEFENSIVE INVESTMENT RISK—The Advisor generally does not attempt to take defensive positions in the Fund in declining markets. Therefore, the Fund may be subject to greater losses in a declining market than a fund that does take defensive positions in declining markets.

TRACKING ERROR RISK—The Advisor may not be able to cause the Fund's performance to correlate to that of the Fund's benchmark, either on a daily or aggregate basis. Factors such as Fund expenses, imperfect correlation between the Fund's investments and those of the underlying index, rounding of share prices, changes to the composition of the underlying index, regulatory policies, high portfolio turnover rate, and the use of leverage all contribute to tracking error. Tracking error may cause the Fund's performance to be less than you expect.

TRADING HALT RISK—The Fund typically will hold futures contracts and short-term options. The major exchanges on which these contracts are traded, such as the Chicago Mercantile Exchange, have established limits on how much the trading price of a futures contract or option may decline over various time periods within a day, and may halt trading in a contract that exceeds such limits. If a trading halt occurs, the Fund may temporarily be unable to purchase or sell certain securities, futures contracts or options. Such a trading halt near the time the Fund prices its shares may limit the Fund's ability to use leverage and fully invest its assets, which could increase tracking error and adversely affect performance, and may prevent the Fund from achieving its investment objective.

PERFORMANCE INFORMATION

The following bar chart shows the performance of the shares of the Fund from year to year. The variability of performance over time provides an indication of the risks of investing in the Fund. The following table shows the performance of the shares of the Fund as an average over different periods of time in comparison to the performance of a broad-based market index. The figures in the bar chart and table assume the reinvestment of dividends and capital gains distributions. The performance information below does not reflect fees and expenses of any variable contract that may use the Fund as its underlying investment and would be lower if it did. Of course, this past performance (before taxes) does not necessarily indicate how the Fund will perform in the future.

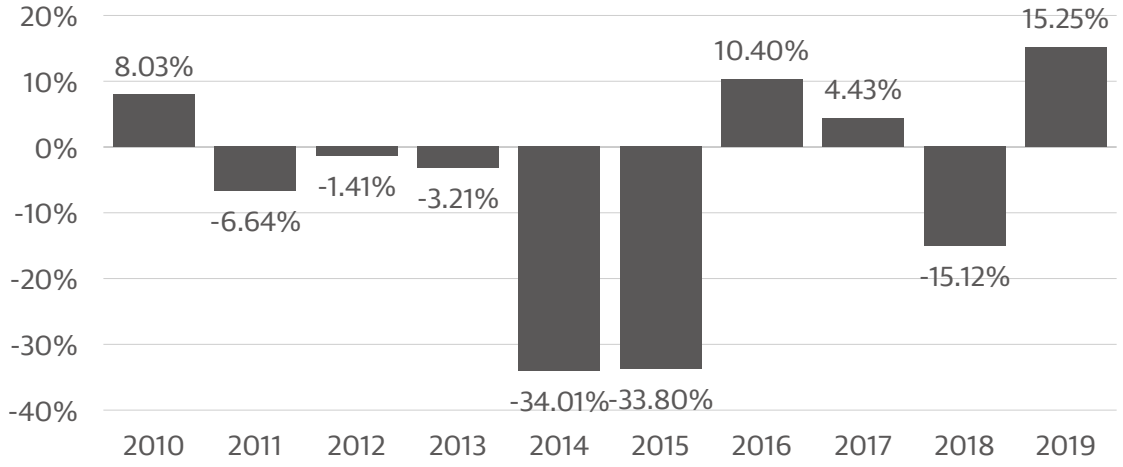

Highest Quarter Return		Lowest Quarter Return	
Q1 2019	13.98%	Q4 2014	-27.82%

AVERAGE ANNUAL TOTAL RETURN

(for periods ended December 31, 2019)

	Past 1 Year	Past 5 Years	Past 10 Years
Commodities Strategy Fund	15.25%	-5.68%	-7.19%
S&P GSCI® Commodity Index *(reflects no deduction for fees, expenses or taxes)*	17.63%	-4.32%	-5.44%

MANAGEMENT

INVESTMENT ADVISOR

Security Investors, LLC, which operates under the name Guggenheim Investments, serves as the investment adviser of the Fund.

PORTFOLIO MANAGERS

- **Michael P. Byrum**, CFA, Senior Vice President. Mr. Byrum has been associated with the Advisor since 1993.
- **Ryan A. Harder,** CFA, Portfolio Manager. Mr. Harder has been associated with the Advisor since 2004.

PURCHASE AND SALE OF FUND SHARES

Shares of the Fund are purchased by insurance companies for their separate accounts to fund variable life insurance and variable annuity contracts. All orders for the purchase of shares are subject to acceptance or rejection by the Trust. All redemption requests will be processed and payment with respect thereto will be made within seven days after tender.

TAX INFORMATION

The tax consequences of your investment in the Fund depend on the provisions of the annuity or life insurance program through which you invest. For more information on taxes, please refer to the accompanying prospectus of the annuity or life insurance program through which Fund shares are offered.

IMPORTANT INFORMATION ABOUT THE FUND

The Strengthening Dollar 2x Strategy Fund (the "Fund") is very different from most other mutual funds in that it seeks **daily leveraged** investment results. As a result, the Fund may be riskier than alternatives that do not use leverage because the performance of an investment in the Fund is magnified.

The effect of leverage on the Fund will generally cause the Fund's performance to not match the performance of the Fund's benchmark (as described below) over a period of time greater than a single trading day. This means that the return of the Fund for a period of longer than a single trading day will be the result of each day's compounded returns over the period, which will very likely differ from twice the return of the Fund's underlying index (as defined below) for that period. As a consequence, especially in periods of market volatility, the path or trend of the benchmark during the longer period may be at least as important to the Fund's cumulative return for the longer period as the cumulative return of the benchmark for the relevant longer period. Further, the return for investors who invest for a period longer than a single trading day will not be the product of the return of the Fund's stated investment goal (*i.e.*, 2x) and the cumulative performance of the benchmark.

The Fund is not suitable for all investors. The Fund should be utilized only by investors who (a) understand the risks associated with the use of leverage, (b) understand the consequences of seeking daily leveraged investment results, and (c) intend to actively monitor and manage their investments. Investors who do not meet these criteria should not buy shares of the Fund. An investment in the Fund is not a complete investment program.

INVESTMENT OBJECTIVE

The Fund seeks to provide investment results that match the performance of a specific benchmark, before fees and expenses, on a daily basis. The Fund's current benchmark is 200% of the performance of the U.S. Dollar Index® (the "underlying index"). The Fund does not seek to achieve its investment objective over a period of time greater than one day.

FEES AND EXPENSES OF THE FUND

This table describes the fees and expenses that you may pay if you buy and hold shares of the Fund. Owners of variable annuity and insurance contracts that invest in the Fund also should refer to the variable insurance contract prospectus for a description of fees and expenses that may be deducted at the separate account level or contract level for any charges that may be incurred under a contract. If the information below were to reflect the deduction of insurance charges, fees and expenses would be higher.

SHAREHOLDER FEES *(fees paid directly from your investment)*	N/A
ANNUAL FUND OPERATING EXPENSES *(expenses that you pay each year as a percentage of the value of your investment)*	
Management Fees	0.90%
Other Expenses*	1.19%
Acquired Fund Fees and Expenses	0.11%
Total Annual Fund Operating Expenses**	2.20%
Fee Waiver***	-0.07%
Total Annual Fund Operating Expenses After Fee Waiver**	2.13%

* "Other Expenses" does not include fees paid to the Fund's swap contract counterparties, or the management fees, performance fees, and expenses of the reference assets or trading vehicles underlying such swap contracts. These fees and expenses, which are not reflected in this Annual Fund Operating Expenses table, are embedded in the returns of the swap contracts (*i.e.*, the fees and expenses reduce the investment returns of the swap contracts) and represent an indirect cost of investing in the Fund.

** The Total Annual Fund Operating Expenses and Total Annual Fund Operating Expenses After Fee Waiver in this fee table may not correlate to the expense ratios in the Fund's financial highlights and financial statements because the financial highlights and financial statements reflect only the operating expenses of the Fund and do

not include Acquired Fund Fees and Expenses, which are fees and expenses incurred indirectly by the Fund through its investments in certain underlying investment companies.

*** The Advisor has contractually agreed through May 1, 2021, to waive the amount of the Fund's management fee to the extent necessary to offset the proportionate share of any management fee paid by the Fund with respect to any Fund investment in an underlying fund for which the Advisor or any of its affiliates also serves as investment manager. The agreement may be terminated by the Advisor at the conclusion of any one-year term or by the Fund's Board of Trustees at any time, and when the Advisor ceases to serve as such.

EXAMPLE

This Example is intended to help you compare the cost of investing in the Fund with the cost of investing in other mutual funds. The Example does not reflect the fees and expenses which are, or may be, imposed under your variable insurance contract. If the Example were to reflect the deduction of such charges, the costs shown would be greater. The Example assumes that you invest $10,000 in the Fund for the time periods indicated and then redeem all of your shares at the end of those periods. The Example also assumes that your investment has a 5% return each year and that the Fund's operating expenses remain the same. Although your actual costs may be higher or lower, based on these assumptions your costs would be:

1 Year	3 Years	5 Years	10 Years
$216	$681	$1,173	$2,528

PORTFOLIO TURNOVER

The Fund pays transaction costs, such as commissions, when it buys and sells securities (or "turns over" its portfolio). A higher portfolio turnover rate may indicate higher transaction costs. These costs, which are not reflected in the Total Annual Fund Operating Expenses or the Example, affect the Fund's performance. During the most recent fiscal year, the Fund's portfolio turnover rate was 102% of the average value of its portfolio. The Fund's portfolio turnover rate is calculated without regard to cash instruments and most derivatives. If such instruments were included, the Fund's portfolio turnover rate might be significantly higher.

PRINCIPAL INVESTMENT STRATEGIES

The Fund employs as its investment strategy a program of investing in derivative instruments, which primarily consist of index swaps, futures contracts, and options on securities, securities indices, and futures contracts. While the Fund may write (sell) and purchase swaps, it expects primarily to purchase swaps. The Advisor attempts to consistently apply leverage to increase the Fund's exposure to 200% of the underlying index, and expects to rebalance the Fund's holdings daily to maintain such exposure. Investing in derivative instruments enables the Fund to pursue its investment objective without investing directly in the securities included in the underlying index or in the same proportion that those securities are represented in the Fund's benchmark. The Fund's use of derivatives and the leveraged investment exposure created by such use are expected to be significant. Certain of the Fund's derivatives investments may be traded in the over-the-counter ("OTC") market.

Investments in derivative instruments, such as futures, options and swap agreements, have the economic effect of creating financial leverage in the Fund's portfolio because such investments may give rise to losses that exceed the amount the Fund has invested in those instruments. Financial leverage will magnify, sometimes significantly, the Fund's exposure to any increase or decrease in prices associated with a particular reference asset resulting in increased volatility in the value of the Fund's portfolio. The value of the Fund's portfolio is likely to experience greater volatility over short-term periods. While such financial leverage has the potential to produce greater gains, it also may result in greater losses, which in some cases may cause the Fund to liquidate other portfolio investments at a loss to comply with limits on leverage and asset segregation requirements imposed by the Investment Company Act of 1940 or to meet redemption requests.

The U.S. Dollar Index® measures the performance of the U.S. dollar against a basket of foreign currencies that include the Euro, Japanese Yen, British Pound, Canadian Dollar, Swedish Krona and Swiss Franc. On a day-to-day basis, the Fund may hold U.S. government securities or cash equivalents. The Fund also may enter into repurchase agreements with counterparties that are deemed to present acceptable credit risks. In an effort to ensure that the Fund is fully invested on a day-to-day basis, the Fund may conduct any necessary trading activity at or just prior to the close of the U.S. financial markets. The Fund is non-diversified and, therefore, may invest a greater percentage of its assets in a particular issuer in comparison to a diversified fund.

The Fund may invest a portion of its assets, and at times, a substantial portion of its assets, in other short-term fixed-income investment companies advised by the Advisor, or an affiliate of the Advisor, for various purposes, including for liquidity management purposes (*e.g.*, to increase yield on liquid investments used to collateralize derivatives positions) or when such investment companies present a more cost-effective investment option than direct investments in the underlying securities. Investments in these investment companies will significantly increase the portfolio's exposure to certain other asset categories, including: (i) a broad range of high yield, high risk debt securities rated below the top four long-term rating categories by a nationally recognized statistical rating organization or, if unrated, determined by the Advisor to be of comparable quality (also known as "junk bonds"); (ii) securities issued by the U.S. government or its agencies and instrumentalities; (iii) collateralized loan obligations ("CLOs"), other asset-backed securities (including mortgage-backed securities) and similarly structured debt investments; and (iv) other short-term fixed income securities. Such investments will expose the Fund to the risks of these asset categories and increases or decreases in the value of these investments may cause the Fund to deviate from its investment objective.

PRINCIPAL RISKS

As with all mutual funds, a shareholder is subject to the risk that his or her investment could lose money. In addition to this risk, the Fund is subject to the principal risks described below.

ASSET-BACKED AND MORTGAGE-BACKED SECURITIES RISK—Through its investments in other investment companies, the Fund may have exposure to asset-backed securities, including mortgage-backed securities and structured finance investments. Investors in these securities generally receive payments that are part interest and part return of principal. These payments may vary based on the rate at which the underlying borrowers pay off their loans. Some asset-backed securities, including mortgage-backed securities, may have structures that make their reaction to interest rates and other factors difficult to predict, making their prices very volatile and they are subject to liquidity risk. The terms of many structured finance investments and other instruments are tied to the London Interbank Offered Rate ("LIBOR"), which functions as a reference rate or benchmark. It is anticipated that LIBOR will be discontinued at the end of 2021, which may cause increased volatility and illiquidity in the markets for instruments with terms tied to LIBOR or other adverse consequences for these instruments. These events may adversely affect the Fund and its investments in such instruments.

CLO RISK—Through its investments in other investment companies, the Fund may have exposure to CLOs. A CLO is a trust typically collateralized by a pool of loans, which may include, among others, domestic and foreign senior secured loans, senior unsecured loans, and subordinate corporate loans, including loans that may be rated below investment grade or equivalent unrated loans. The cash flows from the trust are split into two or more portions, called tranches, varying in risk and yield. CLO tranches can experience substantial losses due to actual defaults, increased sensitivity to defaults due to collateral default and disappearance of protecting tranches, market anticipation of defaults, as well as aversion to CLO securities as a class. The risks of an investment in a CLO depend largely on the type of the collateral securities and the class of the CLO in which the Fund invests.

COMPOUNDING RISK—In addition to the correlation risks described under "Correlation Risk," the Fund's returns are subject to the effects of compounding, which generally will cause the Fund's performance to not correlate to the performance of the benchmark over periods greater than a single day, before accounting for fees and fund expenses. Compounded returns are the result of reinvesting daily returns over periods greater than a single day. The Fund's compounded returns for periods greater than a single day will be different than the performance of the benchmark over the same period. The effects of compounding on the performance of the Fund will be more pronounced when the underlying index experiences increased volatility, the greater the leverage employed in the Fund, and over longer holding periods.

Compounding affects the performance of all investments over time, but has a more significant effect on a leveraged index fund because the magnified changes in performance produced by the use of leverage lead to greater increases and decreases in the fund's daily returns which are then compounded over time. The effects of compounding, therefore, have a more significant effect on the Fund because it seeks to match a multiple of the performance of the Fund's underlying index on a daily basis.

Fund performance for periods greater than one day can be estimated given any set of assumptions for the following factors: (a) underlying index performance; (b) underlying index volatility; (c) financing rates associated with leverage; (d) other Fund expenses; (e) dividends or interest paid by companies in the underlying index; and (f) period of time. The table below illustrates the impact of two principal factors – volatility and index performance – on Fund

performance. The table shows estimated Fund returns for a number of combinations of performance and volatility over a one-year period. Performance shown in the table assumes: (a) no dividends paid by the companies included in the underlying index; (b) no Fund expenses; and (c) a cost of leverage of zero percent. If Fund expenses, including the cost of leverage, were included, the Fund's performance would be lower than shown.

Areas shaded lighter represent those scenarios where the Fund can be expected to return more than twice the performance of the underlying index; conversely, areas shaded darker represent those scenarios where the Fund can be expected to return less than twice the performance of the underlying index.

Index Performance		**Annualized Volatility**				
1x	**2x**	**10%**	**25%**	**50%**	**75%**	**100%**
-60%	**-120%**	-84%	-85%	-88%	-91%	-94%
-50%	**-100%**	-75%	-77%	-81%	-86%	-91%
-40%	**-80%**	-65%	-66%	-72%	-80%	-87%
-30%	**-60%**	-52%	-54%	-62%	-72%	-82%
-20%	**-40%**	-37%	-41%	-49%	-64%	-78%
-10%	**-20%**	-20%	-24%	-37%	-55%	-71%
0%	**0%**	-1%	-5%	-22%	-43%	-65%
10%	**20%**	19%	14%	-5%	-31%	-58%
20%	**40%**	42%	36%	11%	-15%	-47%
30%	**60%**	67%	59%	32%	-3%	-38%
40%	**80%**	93%	84%	52%	11%	-28%
50%	**100%**	122%	111%	76%	28%	-20%
60%	**120%**	154%	140%	100%	44%	-10%

The underlying index's annualized historical volatility rate for the five-year period ended March 31, 2020 is 5.90%. The underlying index's highest one-year volatility rate during the five-year period is 7.60%. The underlying index's annualized performance for the five-year period ended March 31, 2020 is 0.16%.

Historical underlying index volatility and performance are not indications of what the underlying index volatility and performance will be in the future. The table is intended to isolate the effects of the underlying index volatility and index performance on the return of the Fund, and underscore that the Fund is designed as a short-term trading vehicle for investors who intend to actively monitor and manage their portfolios.

CORRELATION RISK—A number of factors may affect the Fund's ability to achieve a high degree of correlation with its benchmark, including instances in which the Fund does not hold or have exposure to each component security of the underlying index and the effect of compounding on the Fund's returns, and there can be no guarantee that the Fund will achieve a high degree of correlation. Failure to achieve a high degree of correlation may prevent the Fund from achieving its investment objective. The Fund does not attempt to, and should not be expected to, provide returns which are a multiple of the returns of the underlying index for periods other than a single day. The risk of the Fund not achieving its daily investment objective will be more acute when the underlying index has an extreme one-day movement approaching 50%. **In addition, as a result of compounding, the Fund's performance for periods greater than a single day is likely to be either greater than or less than the performance of the underlying index times the stated multiple in the Fund's investment objective, before accounting for Fund fees and expenses.**

COUNTERPARTY CREDIT RISK—The Fund may invest in financial instruments involving counterparties that attempt to gain exposure to a particular group of securities, index or asset class without actually purchasing those securities or investments, or to hedge a position. The Fund's use of such financial instruments, including swap agreements, involves risks that are different from those associated with ordinary portfolio securities transactions. For example, the Fund is exposed to the risk that the counterparty may be unwilling or unable to make timely payments to meet its contractual obligations or may fail to return holdings that are subject to the agreement with the counterparty. If the counterparty becomes bankrupt or defaults on its payment obligations to the Fund, the Fund may not receive the full amount that it is entitled to receive. If this occurs, the value of your shares in the Fund will decrease.

CREDIT RISK—The Fund could lose money if the debt securities or other instruments in which it invests decline in price, or the issuer or guarantor of such instrument fails to pay interest or principal when due because the issuer or guarantor of the instrument experiences an actual or perceived decline in its financial status. Generally, credit risk is increased when a portfolio security is downgraded or the perceived creditworthiness of the issuer or guarantor deteriorates, though the effect of any credit rating downgrade can be uncertain. To the extent the Fund invests in below investment grade instruments, it will be exposed to a greater amount of credit risk than a fund which only invests in investment grade securities. In addition, to the extent the Fund uses credit derivatives, such use will expose it to additional risk in the event that the bonds underlying the derivatives default. The degree of credit risk depends on the issuer's or guarantor's financial condition and on the terms of the instruments.

CURRENCY RISK—Direct and indirect exposure to foreign currencies subjects the Fund to the risk that those currencies will decline in value relative to the U.S. dollar or, in the case of short positions, that the U.S. dollar will decline in value relative to the currency being hedged. Currency exchange rates in foreign countries may fluctuate significantly over short periods of time for a number of reasons, including changes in interest rates, the imposition of currency controls, or other political, economic and social developments in the U.S. or abroad. In particular, the Fund may have direct and indirect exposure to foreign currencies and also may incur transaction costs in connection with conversions between those currencies. The Fund may attempt to, but is not obligated to, hedge its currency exposure. However, currency hedging strategies may not effectively eliminate all currency risk.

DERIVATIVES RISK—The Fund's investments in derivatives may pose risks in addition to and greater than those associated with investing directly in securities or other investments, including risks relating to leverage, imperfect correlations with underlying investments or the Fund's other portfolio holdings, high price volatility, lack of availability, counterparty credit, liquidity, valuation and legal restrictions. Their use is a highly specialized activity that involves investment techniques and risks different from those associated with ordinary portfolio securities transactions. If the Advisor is incorrect about its expectations of market conditions, the use of derivatives could also result in a loss, which in some cases may be unlimited. Certain risks are specific to the derivatives in which the Fund invests.

SWAP AGREEMENTS RISK—Swap agreements are contracts among the Fund and a counterparty to exchange the return of the pre-determined underlying investment (such as the rate of return of the underlying index). Swap agreements may be negotiated bilaterally and traded OTC between two parties or, in some instances, must be transacted through a futures commission merchant and cleared through a clearinghouse that serves as a central counterparty. Risks associated with the use of swap agreements are different from those associated with ordinary portfolio securities transactions, due in part to the fact they could be considered illiquid and many swaps trade on the OTC market. Swaps are particularly subject to counterparty credit, correlation, valuation, liquidity and leveraging risks. Certain standardized swaps are subject to mandatory central clearing. Central clearing is expected to reduce counterparty credit risk and increase liquidity, but central clearing does not make swap transactions risk-free.

FUTURES CONTRACTS RISK—Futures contracts are typically exchange-traded contracts that call for the future delivery of an asset at a certain price and date, or cash settlement of the terms of the contract. Risks of futures contracts may be caused by an imperfect correlation between movements in the price of the instruments and the price of the underlying securities. In addition, there is the risk that the Fund may not be able to enter into a closing transaction because of an illiquid market. Exchanges can limit the number of positions that can be held or controlled by the Fund or the Advisor, thus limiting the ability to implement the Fund's strategies. Futures markets are highly volatile and the use of futures may increase the volatility of the Fund's net asset value ("NAV"). Futures also are subject to leverage risks and to liquidity risk.

OPTIONS CONTRACTS RISK—Options or options on futures contracts give the holder of the option the right to buy (or to sell) a position in a security or in a contract to the writer of the option, at a certain price. They are subject to correlation risk because there may be an imperfect correlation between the options and the securities markets that cause a given transaction to fail to achieve its objectives. The successful use of options depends on the Advisor's ability to correctly predict future price fluctuations and the degree of correlation between the options and securities markets. Exchanges can limit the number of positions that can be held or controlled by the Fund or the Advisor, thus limiting the ability to implement the Fund's strategies. Options also are particularly subject to leverage risk and can be subject to liquidity risk.

EARLY CLOSING RISK—The Fund is subject to the risk that unanticipated early closings of securities exchanges and other financial markets may result in the Fund's inability to buy or sell securities or other financial instruments on that day and may cause the Fund to incur substantial trading losses.

FINANCIALS SECTOR RISK—The Fund's investments are exposed to issuers conducting business in the Financials Sector. The Financials Sector includes companies involved in banking, thrifts and mortgage finance, specialized finance, consumer finance, asset management and custody banks, investment banking and brokerage and insurance. It also includes the Financial Exchanges & Data and Mortgage Real Estate Investment Trusts (REITs) sub-industries. Certain Financials Sector companies serve as counterparties with which the Fund may enter into derivatives agreements or other similar contractual arrangements. The Fund's exposure to such companies subjects the Fund to the risk that their securities will underperform the market as a whole due to legislative or regulatory changes, adverse market conditions and/or increased competition affecting the Financials Sector, which may adversely affect a company's ability to fulfill its obligations as a financial counterparty, which may adversely affect a company's ability to fulfill its obligations as a financial counterparty. Companies operating in the Financials Sector are subject to extensive government regulation, which may limit the financial commitments they can make and the interest rates and fees they can charge. Profitability is largely dependent on the availability and cost of capital funds, and can fluctuate significantly when interest rates change or due to increased competition.

HIGH YIELD AND UNRATED SECURITIES RISK—The Fund's exposure to higher yielding, below investment grade and unrated high risk debt securities (commonly known as "junk bonds") may present additional risk because these securities may be less liquid and present greater credit risk than investment grade bonds. The price of high yield securities tends to be subject to greater volatility due to issuer-specific operating results and outlook and to real or perceived adverse economic and competitive industry conditions. This exposure may be obtained through investments in other investment companies.

INTEREST RATE RISK—The market value of fixed income investments and related financial instruments will change in response to interest rate changes. During periods of falling interest rates, the values of fixed income securities generally rise. Conversely, during periods of rising interest rates, the values of such securities generally decline. Securities with greater interest rate sensitivity and longer maturities generally are subject to greater fluctuations in value. The Fund may invest in variable and floating rate securities. Although these instruments are generally less sensitive to interest rate changes than fixed rate instruments, the value of floating rate and variable securities may decline if their interest rates do not rise as quickly, or as much, as general interest rates. Changes in government or central bank policy, including changes in tax policy or changes in a central bank's implementation of specific policy goals, may have a substantial impact on interest rates, and could have an adverse effect on prices for fixed income securities and on the performance of the Fund. In particular, interest rates in the U.S. are at or near historically low levels and as a result, fixed income securities markets may experience heightened levels of interest rate risk. Any unexpected or sudden reversal of the fiscal policy underlying current interest rate levels could adversely affect the value of the Fund. There can be no guarantee that any particular government or central bank policy will be continued, discontinued or changed, nor that any such policy will have the desired effect on interest rates.

INVESTMENT IN INVESTMENT VEHICLES RISK—Investing in other investment vehicles, including exchange-traded funds ("ETFs"), closed-end funds, affiliated short-term fixed income funds and other mutual funds, subjects the Fund to those risks affecting the investment vehicle, including the possibility that the value of the underlying securities held by the investment vehicle could decrease or the portfolio becomes illiquid. Moreover, the Fund and its shareholders will incur its pro rata share of the underlying vehicles' expenses, which will reduce the Fund's performance. In addition, investments in an ETF are subject to, among other risks, the risk that the ETF's shares may trade at a discount or premium relative to the NAV of the shares and the listing exchange may halt trading of the ETF's shares.

INVESTMENT IN LOANS RISK—Investing in loans involves special types of risks, including credit risk, interest rate risk, counterparty risk and prepayment risk. Loans may offer a fixed or floating interest rate. Loans are often generally below investment grade and may be unrated. Loans may be difficult to value and some can be subject to liquidity risk.

LEVERAGING RISK—The Fund achieves leveraged exposure to the underlying index through the use of derivative instruments. The more the Fund invests in leveraged instruments, the more this leverage will magnify any losses on those investments. The Fund's investment in these instruments generally requires a small investment relative to the

amount of investment exposure assumed. As a result, such investments may give rise to losses that exceed the amount invested in those instruments. Since the Fund's investment strategy involves consistently applied leverage, the value of the Fund's shares will tend to increase or decrease more than the value of any increase or decrease in the underlying index. Leverage also will have the effect of magnifying tracking error.

LIQUIDITY AND VALUATION RISK—In certain circumstances, it may be difficult for the Fund to purchase and sell a particular investment within a reasonable time at a fair price, or the price at which it has been valued by the Advisor for purposes of the Fund's NAV, causing the Fund to be less liquid. While the Fund intends to invest in liquid securities and financial instruments, under certain market conditions, such as when trading in a particular investment has been halted temporarily by an exchange because the maximum price change of that investment has been realized, it may be difficult or impossible for the Fund to liquidate such investments. In addition, the ability of the Fund to assign an accurate daily value to certain investments may be difficult, and the Advisor may be required to fair value the investments.

MARKET RISK—The market value of the securities and derivatives held by the Fund may fluctuate over time in response to factors affecting individual companies or other factors such as changing economic, political or financial markets.

NON-DIVERSIFICATION RISK—The Fund is considered non-diversified and can invest a greater portion of its assets in securities of individual issuers than a diversified fund. As a result, changes in the market value of a single issuer's securities could cause greater fluctuations in the value of Fund shares than would occur in a diversified fund.

OTC TRADING RISK—Certain of the derivatives in which the Fund may invest may be traded (and privately negotiated) in the OTC market. While the OTC derivatives market is the primary trading venue for many derivatives, it is largely unregulated and provides for less transparency than a national securities or commodities exchange. As a result and similar to other privately negotiated contracts, the Fund is subject to counterparty credit risk with respect to such derivatives contracts.

PASSIVE INVESTMENT RISK—The Fund is not actively managed and the Advisor does not attempt to take defensive positions in declining markets. Therefore, the Fund may be subject to greater losses in a declining market than a fund that is actively managed.

PORTFOLIO TURNOVER RISK—Periodic rebalancing of the Fund's holdings pursuant to its daily investment objective may lead to a greater number of portfolio transactions in the Fund than experienced by other mutual funds. Such frequent and active trading may lead to significantly higher transaction costs because of increased broker commissions associated with such transactions.

PREPAYMENT AND EXTENSION RISK—Prepayment risk is the risk that the principal on mortgage-backed securities, other asset-backed securities or any debt security with an embedded call option may be prepaid at any time, which could reduce the security's yield and market value. In the case of prepayment risk, if the investment is converted, prepaid or redeemed before maturity, the portfolio manager may not be able to invest the proceeds in other investments providing as high a level of income, resulting in a reduced yield to the Fund. The rate of prepayments tends to increase as interest rates fall, which could cause the average maturity of the portfolio to shorten. Conversely, extension risk is the risk that an unexpected rise in interest rates will extend the life of a mortgage- or asset-backed security beyond the prepayment time. If the Fund's investments are locked in at a lower interest rate for a longer period of time, the portfolio manager may be unable to capitalize on securities with higher interest rates or wider spreads.

REGULATORY AND LEGAL RISK—U.S. and non-U.S. governmental agencies and other regulators regularly implement additional regulations and legislators pass new laws that affect the investments held by the Fund, the strategies used by the Fund or the level of regulation or taxation applying to the Fund (such as regulations related to investments in derivatives and other transactions). These regulations and laws impact the investment strategies, performance, costs and operations of the Fund or taxation of shareholders.

REPURCHASE AGREEMENT RISK—The Fund's investment in repurchase agreements may be subject to market and credit risk with respect to the collateral securing the repurchase agreements. Investments in repurchase agreements also may be subject to the risk that the market value of the underlying obligations may decline prior to the expiration of the repurchase agreement term.

SHAREHOLDER TRADING RISK—The Fund may be used as a tool for certain investors that employ trading strategies involving frequent trading. Such trading strategies may lead to increased portfolio turnover in the Fund and higher transaction costs. Large movements of assets into and out of the Fund due to active or frequent trading also may adversely affect the Fund's ability to achieve its investment objective.

TEMPORARY DEFENSIVE INVESTMENT RISK—The Advisor generally does not attempt to take defensive positions in the Fund in declining markets. Therefore, the Fund may be subject to greater losses in a declining market than a fund that does take defensive positions in declining markets.

TRACKING ERROR RISK—The Advisor may not be able to cause the Fund's performance to match that of the Fund's benchmark, either on a daily or aggregate basis. Factors such as Fund expenses, imperfect correlation between the Fund's investments and those of the underlying index, rounding of share prices, changes to the composition of the underlying index, regulatory policies, high portfolio turnover rate, and the use of leverage all contribute to tracking error. Tracking error may cause the Fund's performance to be less than you expect.

TRADING HALT RISK—The Fund typically will hold futures contracts and short-term options. The major exchanges on which these contracts are traded, such as the Chicago Mercantile Exchange, have established limits on how much the trading price of a futures contract or option may decline over various time periods within a day, and may halt trading in a contract that exceeds such limits. If a trading halt occurs, the Fund may temporarily be unable to purchase or sell certain securities, futures contracts or options. Such a trading halt near the time the Fund prices its shares may limit the Fund's ability to use leverage and fully invest its assets, which could increase tracking error and adversely affect performance, and may prevent the Fund from achieving its investment objective.

U.S. GOVERNMENT SECURITIES RISK—U.S. government securities may or may not be backed by the full faith and credit of the U.S. government. The value of U.S. government securities will fluctuate and such securities are subject to the risks associated with fixed-income and debt securities, particularly interest rate and credit risk.

PERFORMANCE INFORMATION

The following bar chart shows the performance of the shares of the Fund from year to year. The variability of performance over time provides an indication of the risks of investing in the Fund. The following table shows the performance of the shares of the Fund as an average over different periods of time in comparison to the performance of a broad-based market index. The figures in the bar chart and table assume the reinvestment of dividends and capital gains distributions. The performance information below does not reflect fees and expenses of any variable contract that may use the Fund as its underlying investment and would be lower if it did. Of course, this past performance (before taxes) does not necessarily indicate how the Fund will perform in the future.

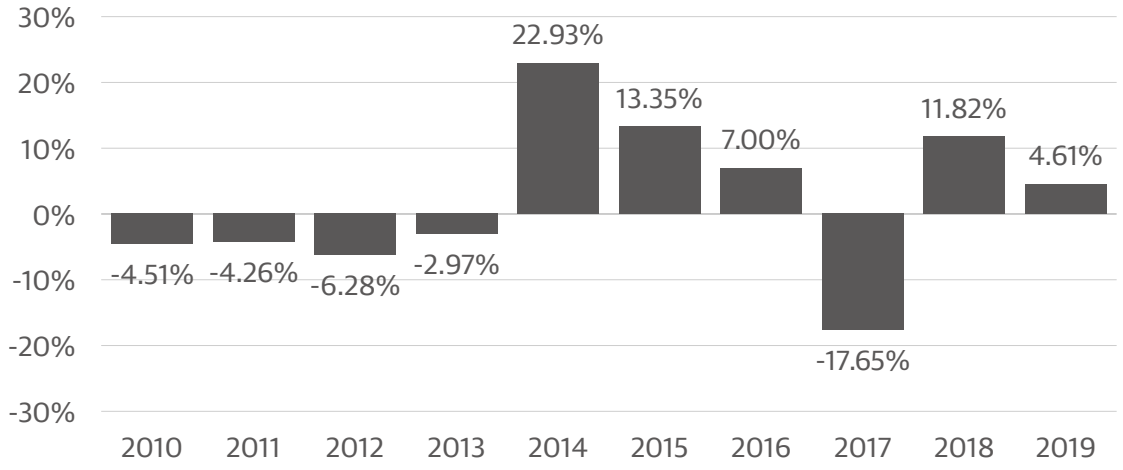

Highest Quarter Return
Q1 2015 16.95%

Lowest Quarter Return
Q3 2010 -17.70%

AVERAGE ANNUAL TOTAL RETURN

(for periods ended December 31, 2019)

	Past 1 Year	Past 5 Years	Past 10 Years
Strengthening Dollar 2x Strategy Fund	4.61%	3.16%	1.79%
U.S. Dollar Index® *(reflects no deduction for fees, expenses or taxes)*	0.23%	1.32%	2.16%

MANAGEMENT

INVESTMENT ADVISOR

Security Investors, LLC, which operates under the name Guggenheim Investments, serves as the investment adviser of the Fund.

PORTFOLIO MANAGERS

- **Michael P. Byrum**, CFA, Senior Vice President. Mr. Byrum has been associated with the Advisor since 1993.
- **Ryan A. Harder,** CFA, Portfolio Manager. Mr. Harder has been associated with the Advisor since 2004.

PURCHASE AND SALE OF FUND SHARES

Shares of the Fund are purchased by insurance companies for their separate accounts to fund variable life insurance and variable annuity contracts. All orders for the purchase of shares are subject to acceptance or rejection by the Trust. All redemption requests will be processed and payment with respect thereto will be made within seven days after tender.

TAX INFORMATION

The tax consequences of your investment in the Fund depend on the provisions of the annuity or life insurance program through which you invest. For more information on taxes, please refer to the accompanying prospectus of the annuity or life insurance program through which Fund shares are offered.

IMPORTANT INFORMATION ABOUT THE FUND

The Weakening Dollar 2x Strategy Fund (the "Fund") is very different from most other mutual funds in that it seeks to provide **leveraged** investment results that match twice the inverse of the performance of a specific underlying index on a **daily basis**, a result opposite of most mutual funds. As a result, the Fund may be riskier than alternatives that do not use leverage because the performance of an investment in the Fund is magnified.

The effect of leverage on the Fund will generally cause the Fund's performance to not match the performance of the Fund's benchmark (as described below) over a period of time greater than a single trading day. This means that the return of the Fund for a period of longer than a single trading day will be the result of each day's compounded returns over the period, which will very likely differ from twice the inverse return of the Fund's underlying index (as defined below) for that period. As a consequence, especially in periods of market volatility, the path or trend of the benchmark during the longer period may be at least as important to the Fund's cumulative return for the longer period as the cumulative return of the benchmark for the relevant longer period. Further, the return for investors who invest for a period longer than a single trading day will not be the product of the return of the Fund's stated investment goal (*i.e.*, -2x) and the cumulative performance of the benchmark.

The Fund is not suitable for all investors. The Fund should be utilized only by investors who (a) understand the risks associated with the use of leverage, (b) understand the consequences of seeking daily leveraged investment results, (c) understand the risks of shorting and (d) intend to actively monitor and manage their investments. Investors who do not meet these criteria should not buy shares of the Fund. An investment in the Fund is not a complete investment program.

INVESTMENT OBJECTIVE

The Fund seeks to provide investment results that match, before fees and expenses, the performance of a specific benchmark on a daily basis. The Fund's current benchmark is 200% of the inverse (opposite) of the performance of the U.S. Dollar Index® (the "underlying index"). The Fund does not seek to achieve its investment objective over a period of time greater than one day.

FEES AND EXPENSES OF THE FUND

This table describes the fees and expenses that you may pay if you buy and hold shares of the Fund. Owners of variable annuity and insurance contracts that invest in the Fund also should refer to the variable insurance contract prospectus for a description of fees and expenses that may be deducted at the separate account level or contract level for any charges that may be incurred under a contract. If the information below were to reflect the deduction of insurance charges, fees and expenses would be higher.

SHAREHOLDER FEES *(fees paid directly from your investment)*	N/A
ANNUAL FUND OPERATING EXPENSES *(expenses that you pay each year as a percentage of the value of your investment)*	
Management Fees	0.90%
Other Expenses*	1.18%
Acquired Fund Fees and Expenses	0.11%
Total Annual Fund Operating Expenses**	2.19%
Fee Waiver***	-0.08%
Total Annual Fund Operating Expenses After Fee Waiver**	2.11%

* "Other Expenses" does not include fees paid to the Fund's swap contract counterparties, or the management fees, performance fees, and expenses of the reference assets or trading vehicles underlying such swap contracts. These fees and expenses, which are not reflected in this Annual Fund Operating Expenses table, are embedded in the returns of the swap contracts (*i.e.*, the fees and expenses reduce the investment returns of the swap contracts) and represent an indirect cost of investing in the Fund.

** The Total Annual Fund Operating Expenses and Total Annual Fund Operating Expenses After Fee Waiver in this fee table may not correlate to the expense ratios in the Fund's financial highlights and financial statements because the financial highlights and financial statements reflect only the operating expenses of the Fund and do not include Acquired Fund Fees and Expenses, which are fees and expenses incurred indirectly by the Fund through its investments in certain underlying investment companies.

*** The Advisor has contractually agreed through May 1, 2021, to waive the amount of the Fund's management fee to the extent necessary to offset the proportionate share of any management fee paid by the Fund with respect to any Fund investment in an underlying fund for which the Advisor or any of its affiliates also serves as investment manager. The agreement may be terminated by the Advisor at the conclusion of any one-year term or by the Fund's Board of Trustees at any time, and when the Advisor ceases to serve as such.

EXAMPLE

This Example is intended to help you compare the cost of investing in the Fund with the cost of investing in other mutual funds. The Example does not reflect the fees and expenses which are, or may be, imposed under your variable insurance contract. If the Example were to reflect the deduction of such charges, the costs shown would be greater. The Example assumes that you invest $10,000 in the Fund for the time periods indicated and then redeem all of your shares at the end of those periods. The Example also assumes that your investment has a 5% return each year and that the Fund's operating expenses remain the same. Although your actual costs may be higher or lower, based on these assumptions your costs would be:

1 Year	3 Years	5 Years	10 Years
$214	$677	$1,167	$2,517

PORTFOLIO TURNOVER

The Fund pays transaction costs, such as commissions, when it buys and sells securities (or "turns over" its portfolio). A higher portfolio turnover rate may indicate higher transaction costs. These costs, which are not reflected in the Total Annual Fund Operating Expenses or the Example, affect the Fund's performance. During the most recent fiscal year, the Fund's portfolio turnover rate was 187% of the average value of its portfolio. The Fund's portfolio turnover rate is calculated without regard to cash instruments and most derivatives. If such instruments were included, the Fund's portfolio turnover rate might be significantly higher.

PRINCIPAL INVESTMENT STRATEGIES

The Fund employs as its investment strategy a program of engaging in short sales of securities generally included in the underlying index and investing in derivative instruments, which primarily consist of index swaps, futures contracts, and options on securities, securities indices, and futures contracts. While the Fund may write (sell) and purchase swaps, it expects primarily to write swaps. The Advisor attempts to consistently apply leverage to increase the Fund's exposure to -200% of the underlying index, and expects to rebalance the Fund's holdings daily to maintain such exposure. The Fund's investment in derivatives serves as a substitute for directly selling short each of the securities included in the underlying index. Certain of the Fund's derivatives investments may be traded in the over-the-counter ("OTC") market.

Investments in derivative instruments, such as futures, options and swap agreements, have the economic effect of creating financial leverage in the Fund's portfolio because such investments may give rise to losses that exceed the amount the Fund has invested in those instruments. Financial leverage will magnify, sometimes significantly, the Fund's exposure to any increase or decrease in prices associated with a particular reference asset resulting in increased volatility in the value of the Fund's portfolio. The value of the Fund's portfolio is likely to experience greater volatility over short-term periods. While such financial leverage has the potential to produce greater gains, it also may result in greater losses, which in some cases may cause the Fund to liquidate other portfolio investments at a loss to comply with limits on leverage and asset segregation requirements imposed by the Investment Company Act of 1940 or to meet redemption requests.

The U.S. Dollar Index® measures the performance of the U.S. dollar against a basket of foreign currencies that include the Euro, Japanese Yen, British Pound, Canadian Dollar, Swedish Krona and Swiss Franc. On a day-to-day basis, the Fund may hold U.S. government securities or cash equivalents. The Fund also may enter into repurchase agreements with counterparties that are deemed to present acceptable credit risks. In an effort to ensure that the Fund is fully

invested on a day-to-day basis, the Fund may conduct any necessary trading activity at or just prior to the close of the U.S. financial markets. The Fund is non-diversified and, therefore, may invest a greater percentage of its assets in a particular issuer in comparison to a diversified fund.

The Fund may invest a portion of its assets, and at times, a substantial portion of its assets, in other short-term fixed-income investment companies advised by the Advisor, or an affiliate of the Advisor, for various purposes, including for liquidity management purposes (*e.g.*, to increase yield on liquid investments used to collateralize derivatives positions) or when such investment companies present a more cost-effective investment option than direct investments in the underlying securities. Investments in these investment companies will significantly increase the portfolio's exposure to certain other asset categories, including: (i) a broad range of high yield, high risk debt securities rated below the top four long-term rating categories by a nationally recognized statistical rating organization or, if unrated, determined by the Advisor to be of comparable quality (also known as "junk bonds"); (ii) securities issued by the U.S. government or its agencies and instrumentalities; (iii) collateralized loan obligations ("CLOs"), other asset-backed securities (including mortgage-backed securities) and similarly structured debt investments; and (iv) other short-term fixed income securities. Such investments will expose the Fund to the risks of these asset categories and increases or decreases in the value of these investments may cause the Fund to deviate from its investment objective.

PRINCIPAL RISKS

As with all mutual funds, a shareholder is subject to the risk that his or her investment could lose money. In addition to this risk, the Fund is subject to the principal risks described below.

ASSET-BACKED AND MORTGAGE-BACKED SECURITIES RISK—Through its investments in other investment companies, the Fund may have exposure to asset-backed securities, including mortgage-backed securities and structured finance investments. Investors in these securities generally receive payments that are part interest and part return of principal. These payments may vary based on the rate at which the underlying borrowers pay off their loans. Some asset-backed securities, including mortgage-backed securities, may have structures that make their reaction to interest rates and other factors difficult to predict, making their prices very volatile and they are subject to liquidity risk. The terms of many structured finance investments and other instruments are tied to the London Interbank Offered Rate ("LIBOR"), which functions as a reference rate or benchmark. It is anticipated that LIBOR will be discontinued at the end of 2021, which may cause increased volatility and illiquidity in the markets for instruments with terms tied to LIBOR or other adverse consequences for these instruments. These events may adversely affect the Fund and its investments in such instruments.

CLO RISK—Through its investments in other investment companies, the Fund may have exposure to CLOs. A CLO is a trust typically collateralized by a pool of loans, which may include, among others, domestic and foreign senior secured loans, senior unsecured loans, and subordinate corporate loans, including loans that may be rated below investment grade or equivalent unrated loans. The cash flows from the trust are split into two or more portions, called tranches, varying in risk and yield. CLO tranches can experience substantial losses due to actual defaults, increased sensitivity to defaults due to collateral default and disappearance of protecting tranches, market anticipation of defaults, as well as aversion to CLO securities as a class. The risks of an investment in a CLO depend largely on the type of the collateral securities and the class of the CLO in which the Fund invests.

COMPOUNDING RISK—In addition to the correlation risks described under "Correlation Risk," the Fund's returns are subject to the effects of compounding, which generally will cause the Fund's performance to not correlate to the performance of the benchmark over periods greater than a single day, before accounting for fees and fund expenses. Compounded returns are the result of reinvesting daily returns over periods greater than a single day. The Fund's compounded returns for periods greater than a single day will be different than the performance of the benchmark over the same period. The effects of compounding on the performance of the Fund will be more pronounced when the underlying index experiences increased volatility, the greater the leverage employed in the Fund, and over longer holding periods.

Compounding affects the performance of all investments over time, but has a more significant effect on a leveraged index fund because the magnified changes in performance produced by the use of leverage lead to greater increases and decreases in the fund's daily returns which are then compounded over time. The effects of compounding, therefore, have a more significant effect on the Fund because it seeks to match a multiple of the inverse performance of the Fund's underlying index on a daily basis.

Fund performance for periods greater than one day can be estimated given any set of assumptions for the following factors: (a) underlying index performance; (b) underlying index volatility; (c) financing rates associated with leverage; (d) other Fund expenses; (e) dividends or interest paid by companies in the underlying index; and (f) period of time. The table below illustrates the impact of two principal factors – volatility and index performance – on Fund performance. The table shows estimated Fund returns for a number of combinations of performance and volatility over a one-year period. Performance shown in the table assumes: (a) no dividends paid by the companies included in the underlying index; (b) no Fund expenses; and (c) a cost of leverage of zero percent. If Fund expenses, including the cost of leverage, were included, the Fund's performance would be lower than shown.

Areas shaded lighter represent those scenarios where the Fund can be expected to return more than twice the inverse performance of the underlying index; conversely, areas shaded darker represent those scenarios where the Fund can be expected to return the same or less than twice the inverse performance of the underlying index.

Index Performance		**Annualized Volatility**				
1x	**-2x**	**10%**	**25%**	**50%**	**75%**	**100%**
-60%	**120%**	506%	404%	199%	13%	-69%
-50%	**100%**	286%	229%	91%	-27%	-82%
-40%	**80%**	171%	128%	33%	-49%	-86%
-30%	**60%**	99%	70%	-1%	-62%	-90%
-20%	**40%**	52%	31%	-27%	-70%	-93%
-10%	**20%**	20%	3%	-42%	-77%	-94%
0%	**0%**	-3%	-18%	-52%	-81%	-96%
10%	**-20%**	-19%	-31%	-61%	-84%	-96%
20%	**-40%**	-32%	-43%	-67%	-87%	-97%
30%	**-60%**	-42%	-51%	-72%	-89%	-97%
40%	**-80%**	-50%	-58%	-75%	-91%	-97%
50%	**-100%**	-57%	-63%	-79%	-92%	-98%
60%	**-120%**	-62%	-68%	-82%	-93%	-98%

The underlying index's annualized historical volatility rate for the five-year period ended March 31, 2020 is 5.90%. The underlying index's highest one-year volatility rate during the five-year period is 7.60%. The underlying index's annualized performance for the five-year period ended March 31, 2020 is 0.16%.

Historical underlying index volatility and performance are not indications of what the underlying index volatility and performance will be in the future. The table is intended to isolate the effects of the underlying index volatility and index performance on the return of the Fund, and underscore that the Fund is designed as a short-term trading vehicle for investors who intend to actively monitor and manage their portfolios.

CORRELATION RISK—A number of factors may affect the Fund's ability to achieve a high degree of correlation with its benchmark, including instances in which the Fund does not hold or have exposure to each component security of the underlying index and the effect of compounding on the Fund's returns, and there can be no guarantee that the Fund will achieve a high degree of correlation. Failure to achieve a high degree of correlation may prevent the Fund from achieving its investment objective. The Fund does not attempt to, and should not be expected to, provide returns which are an inverse multiple of the returns of the underlying index for periods other than a single day. The risk of the Fund not achieving its daily investment objective will be more acute when the underlying index has an extreme one-day movement approaching 50%. **In addition, as a result of compounding, the Fund's performance for periods greater than a single day is likely to be either greater than or less than the inverse of the performance of the underlying index times the stated multiple in the Fund's investment objective, before accounting for Fund fees and expenses.**

COUNTERPARTY CREDIT RISK—The Fund may invest in financial instruments involving counterparties that attempt to gain exposure to a particular group of securities, index or asset class without actually purchasing those securities or investments, or to hedge a position. The Fund's use of such financial instruments, including swap agreements, involves risks that are different from those associated with ordinary portfolio securities transactions. For example,

the Fund is exposed to the risk that the counterparty may be unwilling or unable to make timely payments to meet its contractual obligations or may fail to return holdings that are subject to the agreement with the counterparty. If the counterparty becomes bankrupt or defaults on its payment obligations to the Fund, the Fund may not receive the full amount that it is entitled to receive. If this occurs, the value of your shares in the Fund will decrease.

CREDIT RISK—The Fund could lose money if the debt securities or other instruments in which it invests decline in price, or the issuer or guarantor of such instrument fails to pay interest or principal when due because the issuer or guarantor of the instrument experiences an actual or perceived decline in its financial status. Generally, credit risk is increased when a portfolio security is downgraded or the perceived creditworthiness of the issuer or guarantor deteriorates, though the effect of any credit rating downgrade can be uncertain. To the extent the Fund invests in below investment grade instruments, it will be exposed to a greater amount of credit risk than a fund which only invests in investment grade securities. In addition, to the extent the Fund uses credit derivatives, such use will expose it to additional risk in the event that the bonds underlying the derivatives default. The degree of credit risk depends on the issuer's or guarantor's financial condition and on the terms of the instruments.

CURRENCY RISK—Direct and indirect exposure to foreign currencies subjects the Fund to the risk that those currencies will decline in value relative to the U.S. dollar or, in the case of short positions, that the U.S. dollar will decline in value relative to the currency being hedged. Currency exchange rates in foreign countries may fluctuate significantly over short periods of time for a number of reasons, including changes in interest rates, the imposition of currency controls, or other political, economic and social developments in the U.S. or abroad. In particular, the Fund may have direct and indirect exposure to foreign currencies and also may incur transaction costs in connection with conversions between those currencies. The Fund may attempt to, but is not obligated to, hedge its currency exposure. However, currency hedging strategies may not effectively eliminate all currency risk.

DERIVATIVES RISK—The Fund's investments in derivatives may pose risks in addition to and greater than those associated with investing directly in securities or other investments, including risks relating to leverage, imperfect correlations with underlying investments or the Fund's other portfolio holdings, high price volatility, lack of availability, counterparty credit, liquidity, valuation and legal restrictions. Their use is a highly specialized activity that involves investment techniques and risks different from those associated with ordinary portfolio securities transactions. If the Advisor is incorrect about its expectations of market conditions, the use of derivatives could also result in a loss, which in some cases may be unlimited. Certain risks are specific to the derivatives in which the Fund invests.

SWAP AGREEMENTS RISK—Swap agreements are contracts among the Fund and a counterparty to exchange the return of the pre-determined underlying investment (such as the rate of return of the underlying index). Swap agreements may be negotiated bilaterally and traded OTC between two parties or, in some instances, must be transacted through a futures commission merchant and cleared through a clearinghouse that serves as a central counterparty. Risks associated with the use of swap agreements are different from those associated with ordinary portfolio securities transactions, due in part to the fact they could be considered illiquid and many swaps trade on the OTC market. Swaps are particularly subject to counterparty credit, correlation, valuation, liquidity and leveraging risks. Certain standardized swaps are subject to mandatory central clearing. Central clearing is expected to reduce counterparty credit risk and increase liquidity, but central clearing does not make swap transactions risk-free.

FUTURES CONTRACTS RISK—Futures contracts are typically exchange-traded contracts that call for the future delivery of an asset at a certain price and date, or cash settlement of the terms of the contract. Risks of futures contracts may be caused by an imperfect correlation between movements in the price of the instruments and the price of the underlying securities. In addition, there is the risk that the Fund may not be able to enter into a closing transaction because of an illiquid market. Exchanges can limit the number of positions that can be held or controlled by the Fund or the Advisor, thus limiting the ability to implement the Fund's strategies. Futures markets are highly volatile and the use of futures may increase the volatility of the Fund's net asset value ("NAV"). Futures also are subject to leverage risks and to liquidity risk.

OPTIONS CONTRACTS RISK—Options or options on futures contracts give the holder of the option the right to buy (or to sell) a position in a security or in a contract to the writer of the option, at a certain price. They are subject to correlation risk because there may be an imperfect correlation between the options and the securities markets that cause a given transaction to fail to achieve its objectives. The successful use of options depends

on the Advisor's ability to correctly predict future price fluctuations and the degree of correlation between the options and securities markets. Exchanges can limit the number of positions that can be held or controlled by the Fund or the Advisor, thus limiting the ability to implement the Fund's strategies. Options also are particularly subject to leverage risk and can be subject to liquidity risk.

EARLY CLOSING RISK—The Fund is subject to the risk that unanticipated early closings of securities exchanges and other financial markets may result in the Fund's inability to buy or sell securities or other financial instruments on that day and may cause the Fund to incur substantial trading losses.

FINANCIALS SECTOR RISK—The Fund's investments are exposed to issuers conducting business in the Financials Sector. The Financials Sector includes companies involved in banking, thrifts and mortgage finance, specialized finance, consumer finance, asset management and custody banks, investment banking and brokerage and insurance. It also includes the Financial Exchanges & Data and Mortgage Real Estate Investment Trusts (REITs) sub-industries. Certain Financials Sector companies serve as counterparties with which the Fund may enter into derivatives agreements or other similar contractual arrangements. The Fund's exposure to such companies subjects the Fund to the risk that their securities will underperform the market as a whole due to legislative or regulatory changes, adverse market conditions and/or increased competition affecting the Financials Sector, which may adversely affect a company's ability to fulfill its obligations as a financial counterparty, which may adversely affect a company's ability to fulfill its obligations as a financial counterparty. Companies operating in the Financials Sector are subject to extensive government regulation, which may limit the financial commitments they can make and the interest rates and fees they can charge. Profitability is largely dependent on the availability and cost of capital funds, and can fluctuate significantly when interest rates change or due to increased competition.

HIGH YIELD AND UNRATED SECURITIES RISK—The Fund's exposure to higher yielding, below investment grade and unrated high risk debt securities (commonly known as "junk bonds") may present additional risk because these securities may be less liquid and present greater credit risk than investment grade bonds. The price of high yield securities tends to be subject to greater volatility due to issuer-specific operating results and outlook and to real or perceived adverse economic and competitive industry conditions. This exposure may be obtained through investments in other investment companies.

INTEREST RATE RISK—The market value of fixed income investments and related financial instruments will change in response to interest rate changes. During periods of falling interest rates, the values of fixed income securities generally rise. Conversely, during periods of rising interest rates, the values of such securities generally decline. Securities with greater interest rate sensitivity and longer maturities generally are subject to greater fluctuations in value. The Fund may invest in variable and floating rate securities. Although these instruments are generally less sensitive to interest rate changes than fixed rate instruments, the value of floating rate and variable securities may decline if their interest rates do not rise as quickly, or as much, as general interest rates. Changes in government or central bank policy, including changes in tax policy or changes in a central bank's implementation of specific policy goals, may have a substantial impact on interest rates, and could have an adverse effect on prices for fixed income securities and on the performance of the Fund. In particular, interest rates in the U.S. are at or near historically low levels and as a result, fixed income securities markets may experience heightened levels of interest rate risk. Any unexpected or sudden reversal of the fiscal policy underlying current interest rate levels could adversely affect the value of the Fund. There can be no guarantee that any particular government or central bank policy will be continued, discontinued or changed, nor that any such policy will have the desired effect on interest rates.

INVESTMENT IN INVESTMENT VEHICLES RISK—Investing in other investment vehicles, including exchange-traded funds ("ETFs"), closed-end funds, affiliated short-term fixed income funds and other mutual funds, subjects the Fund to those risks affecting the investment vehicle, including the possibility that the value of the underlying securities held by the investment vehicle could decrease or the portfolio becomes illiquid. Moreover, the Fund and its shareholders will incur its pro rata share of the underlying vehicles' expenses, which will reduce the Fund's performance. In addition, investments in an ETF are subject to, among other risks, the risk that the ETF's shares may trade at a discount or premium relative to the NAV of the shares and the listing exchange may halt trading of the ETF's shares.

INVESTMENT IN LOANS RISK—Investing in loans involves special types of risks, including credit risk, interest rate risk, counterparty risk and prepayment risk. Loans may offer a fixed or floating interest rate. Loans are often generally

below investment grade and may be unrated. Loans may be difficult to value and some can be subject to liquidity risk.

LEVERAGING RISK—The Fund achieves leveraged exposure to the underlying index through the use of derivative instruments. The more the Fund invests in leveraged instruments, the more this leverage will magnify any losses on those investments. The Fund's investment in these instruments generally requires a small investment relative to the amount of investment exposure assumed. As a result, such investments may give rise to losses that exceed the amount invested in those instruments. Since the Fund's investment strategy involves consistently applied leverage, the value of the Fund's shares will tend to increase or decrease more than the value of any increase or decrease in the underlying index. Leverage also will have the effect of magnifying tracking error.

LIQUIDITY AND VALUATION RISK—In certain circumstances, it may be difficult for the Fund to purchase and sell a particular investment within a reasonable time at a fair price, or the price at which it has been valued by the Advisor for purposes of the Fund's NAV, causing the Fund to be less liquid. While the Fund intends to invest in liquid securities and financial instruments, under certain market conditions, such as when trading in a particular investment has been halted temporarily by an exchange because the maximum price change of that investment has been realized, it may be difficult or impossible for the Fund to liquidate such investments. In addition, the ability of the Fund to assign an accurate daily value to certain investments may be difficult, and the Advisor may be required to fair value the investments.

MARKET RISK—The market value of the securities and derivatives held by the Fund may fluctuate over time in response to factors affecting individual companies or other factors such as changing economic, political or financial markets.

NON-DIVERSIFICATION RISK—The Fund is considered non-diversified and can invest a greater portion of its assets in securities of individual issuers than a diversified fund. As a result, changes in the market value of a single issuer's securities could cause greater fluctuations in the value of Fund shares than would occur in a diversified fund.

OTC TRADING RISK—Certain of the derivatives in which the Fund may invest may be traded (and privately negotiated) in the OTC market. While the OTC derivatives market is the primary trading venue for many derivatives, it is largely unregulated and provides for less transparency than a national securities or commodities exchange. As a result and similar to other privately negotiated contracts, the Fund is subject to counterparty credit risk with respect to such derivatives contracts.

PASSIVE INVESTMENT RISK—The Fund is not actively managed and the Advisor does not attempt to take defensive positions in rising markets. Therefore, the Fund may be subject to greater losses in a rising market than a fund that is actively managed.

PORTFOLIO TURNOVER RISK—Periodic rebalancing of the Fund's holdings pursuant to its daily investment objective may lead to a greater number of portfolio transactions in the Fund than experienced by other mutual funds. Such frequent and active trading may lead to significantly higher transaction costs because of increased broker commissions associated with such transactions.

PREPAYMENT AND EXTENSION RISK—Prepayment risk is the risk that the principal on mortgage-backed securities, other asset-backed securities or any debt security with an embedded call option may be prepaid at any time, which could reduce the security's yield and market value. In the case of prepayment risk, if the investment is converted, prepaid or redeemed before maturity, the portfolio manager may not be able to invest the proceeds in other investments providing as high a level of income, resulting in a reduced yield to the Fund. The rate of prepayments tends to increase as interest rates fall, which could cause the average maturity of the portfolio to shorten. Conversely, extension risk is the risk that an unexpected rise in interest rates will extend the life of a mortgage- or asset-backed security beyond the prepayment time. If the Fund's investments are locked in at a lower interest rate for a longer period of time, the portfolio manager may be unable to capitalize on securities with higher interest rates or wider spreads.

REGULATORY AND LEGAL RISK—U.S. and non-U.S. governmental agencies and other regulators regularly implement additional regulations and legislators pass new laws that affect the investments held by the Fund, the strategies used by the Fund or the level of regulation or taxation applying to the Fund (such as regulations related to investments

in derivatives and other transactions). These regulations and laws impact the investment strategies, performance, costs and operations of the Fund or taxation of shareholders.

REPURCHASE AGREEMENT RISK—The Fund's investment in repurchase agreements may be subject to market and credit risk with respect to the collateral securing the repurchase agreements. Investments in repurchase agreements also may be subject to the risk that the market value of the underlying obligations may decline prior to the expiration of the repurchase agreement term.

SHAREHOLDER TRADING RISK—The Fund may be used as a tool for certain investors that employ trading strategies involving frequent trading. Such trading strategies may lead to increased portfolio turnover in the Fund and higher transaction costs. Large movements of assets into and out of the Fund due to active or frequent trading also may adversely affect the Fund's ability to achieve its investment objective.

SHORT SALES AND SHORT EXPOSURE RISK—Short selling a security involves selling a borrowed security with the expectation that the value of that security will decline, so that the security may be purchased at a lower price when returning the borrowed security. A short exposure through a derivative exposes the Fund to counterparty credit risk and leverage risk. The risk for loss on a short sale or other short exposure is greater than a direct investment in the security itself because the price of the borrowed security may rise, thereby increasing the price at which the security must be purchased. The risk of loss through a short sale or other short exposure may in some cases be theoretically unlimited. Government actions also may affect the Fund's ability to engage in short selling.

TEMPORARY DEFENSIVE INVESTMENT RISK—The Advisor generally does not attempt to take defensive positions in the Fund in declining markets. Therefore, the Fund may be subject to greater losses in a declining market than a fund that does take defensive positions in declining markets.

TRACKING ERROR RISK—The Advisor may not be able to cause the Fund's performance to match that of the Fund's benchmark, either on a daily or aggregate basis. Factors such as Fund expenses, imperfect correlation between the Fund's investments and those of the underlying index, rounding of share prices, changes to the composition of the underlying index, regulatory policies, high portfolio turnover rate, and the use of leverage all contribute to tracking error. Tracking error may cause the Fund's performance to be less than you expect.

TRADING HALT RISK—The Fund typically will hold futures contracts and short-term options. The major exchanges on which these contracts are traded, such as the Chicago Mercantile Exchange, have established limits on how much the trading price of a futures contract or option may decline over various time periods within a day, and may halt trading in a contract that exceeds such limits. If a trading halt occurs, the Fund may temporarily be unable to purchase or sell certain securities, futures contracts or options. Such a trading halt near the time the Fund prices its shares may limit the Fund's ability to use leverage and fully invest its assets, which could increase tracking error and adversely affect performance, and may prevent the Fund from achieving its investment objective.

U.S. GOVERNMENT SECURITIES RISK—U.S. government securities may or may not be backed by the full faith and credit of the U.S. government. The value of U.S. government securities will fluctuate and such securities are subject to the risks associated with fixed-income and debt securities, particularly interest rate and credit risk.

PERFORMANCE INFORMATION

The following bar chart shows the performance of the shares of the Fund from year to year. The variability of performance over time provides an indication of the risks of investing in the Fund. The following table shows the performance of the shares of the Fund as an average over different periods of time in comparison to the performance of a broad-based market index. The figures in the bar chart and table assume the reinvestment of dividends and capital gains distributions. The performance information below does not reflect fees and expenses of any variable contract that may use the Fund as its underlying investment and would be lower if it did. Of course, this past performance (before taxes) does not necessarily indicate how the Fund will perform in the future.

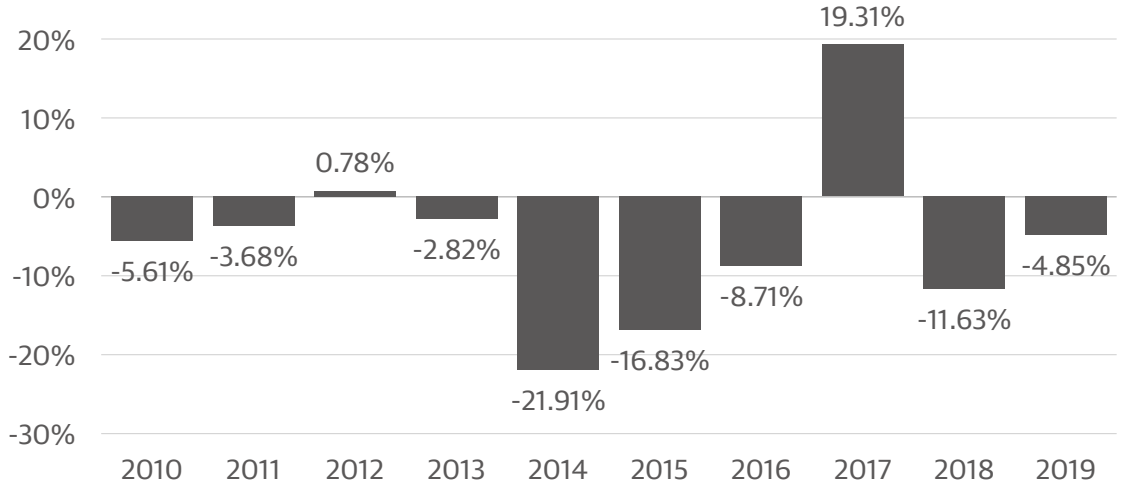

Highest Quarter Return
Q3 2010 19.01%

Lowest Quarter Return
Q1 2015 -15.75%

AVERAGE ANNUAL TOTAL RETURN
(for periods ended December 31, 2019)

	Past 1 Year	Past 5 Years	Past 10 Years
Weakening Dollar 2x Strategy Fund	-4.85%	-5.30%	-6.16%
U.S. Dollar Index® *(reflects no deduction for fees, expenses or taxes)*	0.23%	1.32%	2.16%

MANAGEMENT

INVESTMENT ADVISOR

Security Investors, LLC, which operates under the name Guggenheim Investments, serves as the investment adviser of the Fund.

PORTFOLIO MANAGERS

- **Michael P. Byrum**, CFA, Senior Vice President. Mr. Byrum has been associated with the Advisor since 1993.
- **Ryan A. Harder,** CFA, Portfolio Manager. Mr. Harder has been associated with the Advisor since 2004.

PURCHASE AND SALE OF FUND SHARES

Shares of the Fund are purchased by insurance companies for their separate accounts to fund variable life insurance and variable annuity contracts. All orders for the purchase of shares are subject to acceptance or rejection by the Trust. All redemption requests will be processed and payment with respect thereto will be made within seven days after tender.

TAX INFORMATION

The tax consequences of your investment in the Fund depend on the provisions of the annuity or life insurance program through which you invest. For more information on taxes, please refer to the accompanying prospectus of the annuity or life insurance program through which Fund shares are offered.

REAL ESTATE FUND

INVESTMENT OBJECTIVE

The Real Estate Fund (the "Fund") seeks to provide capital appreciation by investing in companies that are involved in the real estate industry, including real estate investment trusts ("REITs") (collectively, "Real Estate Companies").

FEES AND EXPENSES OF THE FUND

This table describes the fees and expenses that you may pay if you buy and hold shares of the Fund. Owners of variable annuity and insurance contracts that invest in the Fund also should refer to the variable insurance contract prospectus for a description of fees and expenses that may be deducted at the separate account level or contract level for any charges that may be incurred under a contract. If the information below were to reflect the deduction of insurance charges, fees and expenses would be higher.

SHAREHOLDER FEES *(fees paid directly from your investment)*	N/A
ANNUAL FUND OPERATING EXPENSES *(expenses that you pay each year as a percentage of the value of your investment)*	
Management Fees	0.85%
Other Expenses	0.97%
Total Annual Fund Operating Expenses	1.82%

EXAMPLE

This Example is intended to help you compare the cost of investing in the Fund with the cost of investing in other mutual funds. The Example does not reflect the fees and expenses which are, or may be, imposed under your variable insurance contract. If the Example were to reflect the deduction of such charges, the costs shown would be greater. The Example assumes that you invest $10,000 in the Fund for the time periods indicated and then redeem all of your shares at the end of those periods. The Example also assumes that your investment has a 5% return each year and that the Fund's operating expenses remain the same. Although your actual costs may be higher or lower, based on these assumptions your costs would be:

1 Year	3 Years	5 Years	10 Years
$185	$573	$985	$2,137

PORTFOLIO TURNOVER

The Fund pays transaction costs, such as commissions, when it buys and sells securities (or "turns over" its portfolio). A higher portfolio turnover rate may indicate higher transaction costs. These costs, which are not reflected in the Total Annual Fund Operating Expenses or the Example, affect the Fund's performance. During the most recent fiscal year, the Fund's portfolio turnover rate was 225% of the average value of its portfolio. The Fund's portfolio turnover rate is calculated without regard to cash instruments and most derivatives. If such instruments were included, the Fund's portfolio turnover rate might be significantly higher.

PRINCIPAL INVESTMENT STRATEGIES

Under normal circumstances, the Fund invests substantially all (at least 80%) of its net assets in equity securities of Real Estate Companies that are traded in the United States and in derivatives, which primarily consist of futures contracts and options on securities, futures contracts, and stock indices. The Advisor employs a proprietary quantitative and qualitative methodology to identify Real Estate Companies in which to invest. The methodology utilizes screens based on price, liquidity, and tradability. Stocks are weighted using a proprietary modified capitalization weighting methodology. The portfolio may be further adjusted to comply with regulatory investment limitations or as determined appropriate by the Advisor.

The Fund may invest to a significant extent in the securities of Real Estate Companies that have small to mid-sized capitalizations. Real Estate Companies, which also include master limited partnerships, are primarily engaged in the ownership, construction, management, financing or sale of residential, commercial or industrial real estate. Real Estate Companies also may include companies whose products and services are related to the real estate industry,

such as building supply manufacturers, mortgage lenders, or mortgage servicing companies. The Fund also may purchase American Depositary Receipts ("ADRs") to gain exposure to foreign Real Estate Companies and U.S. government securities.

Investments in derivative instruments, such as futures and options, have the economic effect of creating financial leverage in the Fund's portfolio because such investments may give rise to losses that exceed the amount the Fund has invested in those instruments. Financial leverage will magnify, sometimes significantly, the Fund's exposure to any increase or decrease in prices associated with a particular reference asset resulting in increased volatility in the value of the Fund's portfolio. The value of the Fund's portfolio is likely to experience greater volatility over short-term periods. While such financial leverage has the potential to produce greater gains, it also may result in greater losses, which in some cases may cause the Fund to liquidate other portfolio investments at a loss to comply with limits on leverage and asset segregation requirements imposed by the Investment Company Act of 1940 or to meet redemption requests.

In an effort to ensure that the Fund is fully invested on a day-to-day basis, the Fund may conduct any necessary trading activity at or just prior to the close of the U.S. financial markets. As of March 31, 2020, the Fund has significant exposure to the Real Estate Sector, as that sector is defined by the Global Industry Classification Standard, a widely recognized industry classification methodology developed by MSCI, Inc. and Standard & Poor's Financial Services LLC. Also, as of March 31, 2020, the Fund's investments are concentrated (*i.e.*, more than 25% of its assets) in securities issued by companies in the Equity Real Estate Investment Trusts (REITs) Industry, a separate industry within the Real Estate Sector.

PRINCIPAL RISKS

As with all mutual funds, a shareholder is subject to the risk that his or her investment could lose money. In addition to this risk, the Fund is subject to the principal risks described below.

DEPOSITARY RECEIPT RISK—The Fund may hold the securities of non-U.S. companies in the form of ADRs. The underlying securities of the ADRs in the Fund's portfolio are subject to fluctuations in foreign currency exchange rates that may affect the value of the Fund's portfolio. In addition, the value of the securities underlying the ADRs may change materially when the U.S. markets are not open for trading. Investments in the underlying foreign securities also involve political and economic risks distinct from those associated with investing in the securities of U.S. issuers.

DERIVATIVES RISK—The Fund's investments in derivatives may pose risks in addition to and greater than those associated with investing directly in securities or other investments, including risks relating to leverage, imperfect correlations with underlying investments or the Fund's other portfolio holdings, high price volatility, lack of availability, counterparty credit, liquidity, valuation and legal restrictions. Their use is a highly specialized activity that involves investment techniques and risks different from those associated with ordinary portfolio securities transactions. If the Advisor is incorrect about its expectations of market conditions, the use of derivatives could also result in a loss, which in some cases may be unlimited. Certain risks are specific to the derivatives in which the Fund invests.

> **FUTURES CONTRACTS RISK**—Futures contracts are typically exchange-traded contracts that call for the future delivery of an asset at a certain price and date, or cash settlement of the terms of the contract. Risks of futures contracts may be caused by an imperfect correlation between movements in the price of the instruments and the price of the underlying securities. In addition, there is the risk that the Fund may not be able to enter into a closing transaction because of an illiquid market. Exchanges can limit the number of positions that can be held or controlled by the Fund or the Advisor, thus limiting the ability to implement the Fund's strategies. Futures markets are highly volatile and the use of futures may increase the volatility of the Fund's net asset value ("NAV"). Futures also are subject to leverage risks and to liquidity risk.
>
> **OPTIONS CONTRACTS RISK**—Options or options on futures contracts give the holder of the option the right to buy (or to sell) a position in a security or in a contract to the writer of the option, at a certain price. They are subject to correlation risk because there may be an imperfect correlation between the options and the securities markets that cause a given transaction to fail to achieve its objectives. The successful use of options depends on the Advisor's ability to correctly predict future price fluctuations and the degree of correlation between the options and securities markets. Exchanges can limit the number of positions that can be held or controlled by

the Fund or the Advisor, thus limiting the ability to implement the Fund's strategies. Options also are particularly subject to leverage risk and can be subject to liquidity risk.

EARLY CLOSING RISK—The Fund is subject to the risk that unanticipated early closings of securities exchanges and other financial markets may result in the Fund's inability to buy or sell securities or other financial instruments on that day and may cause the Fund to incur substantial trading losses.

EQUITY RISK—The Fund is subject to the risk that the value of the equity securities and equity-based derivatives in the Fund's portfolio will decline due to volatility in the equity market caused by general market and economic conditions, perceptions regarding particular industries represented in the equity market, or factors relating to specific companies to which the Fund has investment exposure.

FOREIGN ISSUER EXPOSURE RISK—The Fund may invest in securities of foreign companies directly, or in financial instruments that are indirectly linked to the performance of foreign issuers, such as ADRs. The Fund's exposure to foreign issuers and investments in foreign securities, if any, are subject to additional risks in comparison to U.S. securities and U.S. issuers, including currency fluctuations, adverse political and economic developments, unreliable or untimely information, less liquidity, limited legal recourse and higher transactional costs.

INDUSTRY CONCENTRATION RISK—The Fund expects to concentrate (*i.e.*, invest more than 25% of its net assets) its investments in a limited number of issuers conducting business in the same industry or group of related industries. To the extent the Fund does so, the Fund is more vulnerable to adverse market, economic, regulatory, political or other developments affecting that industry or group of related industries than a fund that invests its assets more broadly. As of March 31, 2020, the Fund's investments are concentrated in securities issued by companies in the Equity Real Estate Investment Trusts (REITs) Industry. As a result of the Fund's concentration in the Equity Real Estate Investment Trusts (REITs) Industry, the Fund is subject to the risks associated with that Industry. The Equity Real Estate Investment Trusts (REITs) Industry is a separate industry within the Real Estate Sector that includes companies or trusts engaged in the acquisition, development, ownership, leasing, management and operation of: hotel and resort properties (hotel & resort REITs); office properties (office REITs); properties serving the health care industry, including hospitals, nursing homes and assisted living properties (health care REITs); residential properties, including multi-family homes, apartments, manufactured homes and student housing properties (residential REITs); shopping malls, outlet malls and neighborhood and community shopping centers (retail REITs); and other specialized properties including storage and other properties that do not generate a majority of their revenues and income from real estate rental and leasing operations (specialized REITS). For information regarding the Fund's investments in the Equity Real Estate Investment Trusts (REITs) Industry and real estate investment trusts, see "Sector Risk" and "Real Estate Investment Trust (REIT) Risk" below.

MARKET RISK—The market value of the securities and derivatives held by the Fund may fluctuate over time in response to factors affecting individual companies or other factors such as changing economic, political or financial markets.

MID-CAPITALIZATION SECURITIES RISK—The Fund is subject to the risk that medium-capitalization stocks may underperform other segments of the equity market or the equity market as a whole. Securities of medium-capitalization companies may experience more price volatility, greater spreads between their bid and ask prices, lower trading volumes, and cyclical or static growth prospects. Medium-capitalization companies often have limited product lines, markets or financial resources, and may therefore be more vulnerable to adverse developments than larger capitalization companies.

PORTFOLIO TURNOVER RISK—The Fund's strategy may frequently involve buying and selling portfolio securities, which may lead to increased costs to the Fund. Portfolio turnover risk may cause the Fund's performance to be less than you expect.

REAL ESTATE INVESTMENT TRUST ("REIT") RISK—REITs are securities that invest substantially all of their assets in real estate, trade like stocks and may qualify for special tax considerations. Investments in REITs subject the Fund to risks associated with the direct ownership of real estate. Market conditions or events affecting the overall real estate and REIT markets, such as declining property values or rising interest rates, could have a negative impact on the real estate market and the value of REITs in general. REITs may be affected by changes in the value of the underlying property owned by the trusts, economic downturns which may have a material effect on the real estate in which the REITs invest and their underlying portfolio securities. Further, REITs are dependent upon specialized management

skills and may have their investments in relatively few properties, or in a small geographic area or a single property type. Failure of a company to qualify as a REIT under federal tax law may have adverse consequences to the Fund. In addition, REITs have their own expenses, and the Fund will bear a proportionate share of those expenses.

REGULATORY AND LEGAL RISK—U.S. and non-U.S. governmental agencies and other regulators regularly implement additional regulations and legislators pass new laws that affect the investments held by the Fund, the strategies used by the Fund or the level of regulation or taxation applying to the Fund (such as regulations related to investments in derivatives and other transactions). These regulations and laws impact the investment strategies, performance, costs and operations of the Fund or taxation of shareholders.

SECTOR RISK—The Fund is subject to the Sector Risk described below.

> ***Real Estate Sector Risk.*** The Fund's investments are exposed to issuers conducting business in the Real Estate Sector. The Real Estate Sector contains companies operating in real estate development and operations. It also includes companies offering real estate-related services and REITs. The Fund is subject to the risk that the securities of such issuers will underperform the market as a whole due to legislative or regulatory changes, adverse market conditions and/or increased competition affecting the Real Estate Sector. The performance of companies operating in the Real Estate Sector has historically been cyclical and particularly sensitive to the overall economy and market changes, including declines in the value of real estate or, conversely, saturation of the real estate market, economic downturns and defaults by borrowers or tenants during such periods, increases in competition, limited availability of mortgage funds or other limits to accessing the credit or capital markets, and changes in interest rates.

SHAREHOLDER TRADING RISK—The Fund may be used as a tool for certain investors that employ trading strategies involving frequent trading. Such trading strategies may lead to increased portfolio turnover in the Fund and higher transaction costs. Large movements of assets into and out of the Fund due to active or frequent trading also may adversely affect the Fund's ability to achieve its investment objective.

SMALL-CAPITALIZATION SECURITIES RISK—The Fund is subject to the risk that small-capitalization stocks may underperform other segments of the equity market or the equity market as a whole. Small-capitalization companies may be more vulnerable than larger, more established organizations to adverse business or economic developments. Securities of small-capitalization companies may experience much more price volatility, greater spreads between their bid and ask prices, significantly lower trading volumes, and cyclical or static growth prospects. Small-capitalization companies often have limited product lines, markets or financial resources, and may therefore be more vulnerable to adverse developments than larger capitalization companies.

TEMPORARY DEFENSIVE INVESTMENT RISK—The Advisor generally does not attempt to take defensive positions in the Fund in declining markets. Therefore, the Fund may be subject to greater losses in a declining market than a fund that does take defensive positions in declining markets.

TRADING HALT RISK—The Fund typically will hold futures contracts and short-term options. The major exchanges on which these contracts are traded, such as the Chicago Mercantile Exchange, have established limits on how much the trading price of a futures contract or option may decline over various time periods within a day, and may halt trading in a contract that exceeds such limits. If a trading halt occurs, the Fund may temporarily be unable to purchase or sell certain securities, futures contracts or options. Such a trading halt near the time the Fund prices its shares may limit the Fund's ability to fully invest its assets, which could adversely affect performance, and may prevent the Fund from achieving its investment objective.

PERFORMANCE INFORMATION

The following bar chart shows the performance of the shares of the Fund from year to year. The variability of performance over time provides an indication of the risks of investing in the Fund. The following table shows the performance of the shares of the Fund as an average over different periods of time in comparison to the performance of a broad-based market index. The figures in the bar chart and table assume the reinvestment of dividends and capital gains distributions. The performance information below does not reflect fees and expenses of any variable contract that may use the Fund as its underlying investment and would be lower if it did. Of course, this past performance (before taxes) does not necessarily indicate how the Fund will perform in the future.

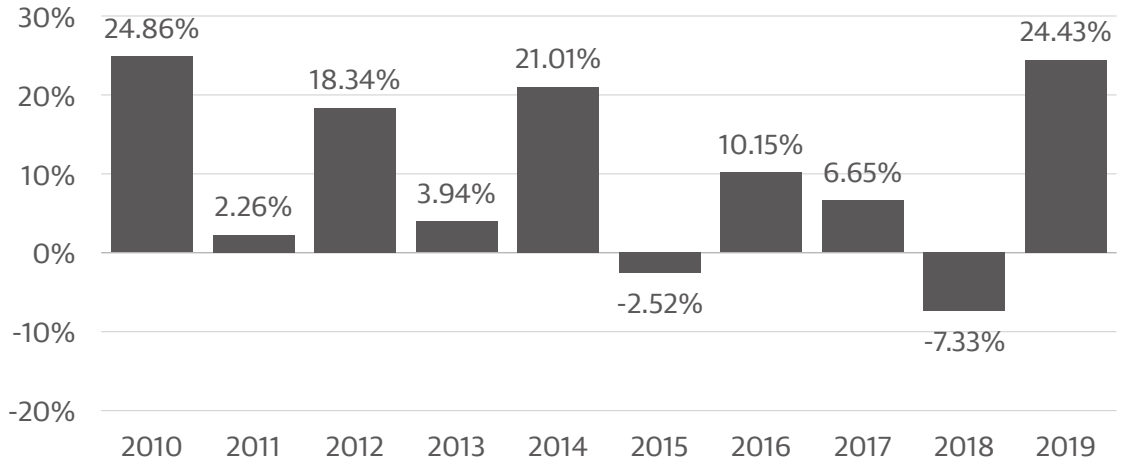

Highest Quarter Return
Q1 2019 15.81%

Lowest Quarter Return
Q3 2011 -17.23%

AVERAGE ANNUAL TOTAL RETURN
(for periods ended December 31, 2019)

	Past 1 Year	Past 5 Years	Past 10 Years
Real Estate Fund	24.43%	5.72%	9.64%
S&P 500® Index *(reflects no deduction for fees, expenses or taxes)*	31.49%	11.70%	13.56%

MANAGEMENT

INVESTMENT ADVISOR

Security Investors, LLC, which operates under the name Guggenheim Investments, serves as the investment adviser of the Fund.

PORTFOLIO MANAGERS

- **Michael P. Byrum**, CFA, Senior Vice President. Mr. Byrum has been associated with the Advisor since 1993.
- **Ryan A. Harder,** CFA, Portfolio Manager. Mr. Harder has been associated with the Advisor since 2004.

PURCHASE AND SALE OF FUND SHARES

Shares of the Fund are purchased by insurance companies for their separate accounts to fund variable life insurance and variable annuity contracts. All orders for the purchase of shares are subject to acceptance or rejection by the Trust. All redemption requests will be processed and payment with respect thereto will be made within seven days after tender.

TAX INFORMATION

The tax consequences of your investment in the Fund depend on the provisions of the annuity or life insurance program through which you invest. For more information on taxes, please refer to the accompanying prospectus of the annuity or life insurance program through which Fund shares are offered.

IMPORTANT INFORMATION ABOUT THE FUND

The Government Long Bond 1.2x Strategy Fund (the "Fund") is very different from most other mutual funds in that it seeks **daily leveraged** investment results. As a result, the Fund may be riskier than alternatives that do not use leverage because the performance of an investment in the Fund is magnified.

The effect of leverage on the Fund will generally cause the Fund's performance to not correspond to the performance of the Fund's benchmark (as described below) over a period of time greater than a single trading day. This means that the return of the Fund for a period of longer than a single trading day will be the result of each day's compounded returns over the period, which will likely differ from 120% of the return of the Fund's benchmark for that period. As a consequence, especially in periods of market volatility, the path or trend of the benchmark during the longer period may be at least as important to the Fund's cumulative return for the longer period as the cumulative return of the benchmark for the relevant longer period. Further, the return for investors who invest for a period longer than a single trading day will not be the product of the return of the Fund's stated investment goal (*i.e.*, 1.2x) and the cumulative performance of the benchmark.

The Fund is not suitable for all investors. The Fund should be utilized only by investors who (a) understand the risks associated with the use of leverage, (b) understand the consequences of seeking daily leveraged investment results, and (c) intend to actively monitor and manage their investments. Investors who do not meet these criteria should not buy shares of the Fund. An investment in the Fund is not a complete investment program.

INVESTMENT OBJECTIVE

The Fund seeks to provide investment results that correspond, before fees and expenses, to a benchmark for U.S. government securities on a daily basis. The Fund's current benchmark is 120% of the daily price movement of the Long Treasury Bond. The Long Treasury Bond is the most recently issued 30 Year U.S. Treasury Bond. The price movement of the Long Treasury Bond is based on the daily price change of the most recently issued Long Treasury Bond. The Fund does not seek to achieve its investment objective over a period of time greater than one day.

FEES AND EXPENSES OF THE FUND

This table describes the fees and expenses that you may pay if you buy and hold shares of the Fund. Owners of variable annuity and insurance contracts that invest in the Fund also should refer to the variable insurance contract prospectus for a description of fees and expenses that may be deducted at the separate account level or contract level for any charges that may be incurred under a contract. If the information below were to reflect the deduction of insurance charges, fees and expenses would be higher.

SHAREHOLDER FEES *(fees paid directly from your investment)*	N/A
ANNUAL FUND OPERATING EXPENSES *(expenses that you pay each year as a percentage of the value of your investment)*	
Management Fees	0.50%
Other Expenses	0.91%
Acquired Fund Fees and Expenses	0.04%
Total Annual Fund Operating Expenses*	1.45%
Fee Waiver**	-0.03%
Total Annual Fund Operating Expenses After Fee Waiver*	1.42%

* The Total Annual Fund Operating Expenses and Total Annual Fund Operating Expenses After Fee Waiver in this fee table may not correlate to the expense ratios in the Fund's financial highlights and financial statements because the financial highlights and financial statements reflect only the operating expenses of the Fund and do not include Acquired Fund Fees and Expenses, which are fees and expenses incurred indirectly by the Fund through its investments in certain underlying investment companies.

** The Advisor has contractually agreed through May 1, 2021, to waive the amount of the Fund's management fee to the extent necessary to offset the proportionate share of any management fee paid by the Fund with respect to any Fund investment in an underlying fund for which the Advisor or any of its affiliates also serves as investment

manager. The agreement may be terminated by the Advisor at the conclusion of any one-year term or by the Fund's Board of Trustees at any time, and when the Advisor ceases to serve as such.

EXAMPLE

This Example is intended to help you compare the cost of investing in the Fund with the cost of investing in other mutual funds. The Example does not reflect the fees and expenses which are, or may be, imposed under your variable insurance contract. If the Example were to reflect the deduction of such charges, the costs shown would be greater. The Example assumes that you invest $10,000 in the Fund for the time periods indicated and then redeem all of your shares at the end of those periods. The Example also assumes that your investment has a 5% return each year and that the Fund's operating expenses remain the same. Although your actual costs may be higher or lower, based on these assumptions your costs would be:

1 Year	3 Years	5 Years	10 Years
$145	$456	$789	$1,733

PORTFOLIO TURNOVER

The Fund pays transaction costs, such as commissions, when it buys and sells securities (or "turns over" its portfolio). A higher portfolio turnover rate may indicate higher transaction costs. These costs, which are not reflected in the Total Annual Fund Operating Expenses or the Example, affect the Fund's performance. During the most recent fiscal year, the Fund's portfolio turnover rate was 2,060% of the average value of its portfolio. The Fund's portfolio turnover rate is calculated without regard to cash instruments and most derivatives. If such instruments were included, the Fund's portfolio turnover rate might be significantly higher.

PRINCIPAL INVESTMENT STRATEGIES

The Fund employs as its investment strategy a program of investing in U.S. government securities and derivative instruments, which primarily consist of futures contracts, interest rate swaps, and options on securities and futures contracts. While the Fund may write (sell) and purchase swaps, it expects primarily to purchase swaps. Futures and options contracts, and interest rate swaps, if used properly, may enable the Fund to meet its objective by increasing the Fund's exposure to the securities included in the Fund's benchmark or to securities whose performance is highly correlated to the Fund's benchmark. The Advisor attempts to consistently apply leverage to increase the Fund's exposure to 120% of the Fund's benchmark, and expects to rebalance the Fund's holdings daily to maintain such exposure. The Fund's use of derivatives and the leveraged investment exposure created by such use are expected to be significant. Certain of the Fund's derivatives investments may be traded in the over-the-counter ("OTC") market. Under normal circumstances, the Fund will invest at least 80% of its net assets, plus any borrowings for investment purposes, in fixed income securities issued by the U.S. government (and derivatives thereof).

Investments in derivative instruments, such as futures, options and swap agreements, have the economic effect of creating financial leverage in the Fund's portfolio because such investments may give rise to losses that exceed the amount the Fund has invested in those instruments. Financial leverage will magnify, sometimes significantly, the Fund's exposure to any increase or decrease in prices associated with a particular reference asset resulting in increased volatility in the value of the Fund's portfolio. The value of the Fund's portfolio is likely to experience greater volatility over short-term periods. While such financial leverage has the potential to produce greater gains, it also may result in greater losses, which in some cases may cause the Fund to liquidate other portfolio investments at a loss to comply with limits on leverage and asset segregation requirements imposed by the Investment Company Act of 1940 or to meet redemption requests.

Some of the Fund's U.S. government securities, or cash equivalents, will be used to collateralize its derivatives positions. The Fund also may invest in zero coupon U.S. Treasury bonds and enter into repurchase agreements with counterparties that are deemed to present acceptable credit risks. In an effort to ensure that the Fund is fully invested on a day-to-day basis, the Fund may conduct any necessary trading activity at or just prior to the close of the U.S. financial markets.

The Fund may invest a portion of its assets, and at times, a substantial portion of its assets, in other short-term fixed-income investment companies advised by the Advisor, or an affiliate of the Advisor, for various purposes, including for liquidity management purposes (*e.g.*, to increase yield on liquid investments used to collateralize derivatives positions) or when such investment companies present a more cost-effective investment option than direct

investments in the underlying securities. Investments in these investment companies will significantly increase the portfolio's exposure to certain other asset categories, including: (i) a broad range of high yield, high risk debt securities rated below the top four long-term rating categories by a nationally recognized statistical rating organization or, if unrated, determined by the Advisor to be of comparable quality (also known as "junk bonds"); (ii) securities issued by the U.S. government or its agencies and instrumentalities; (iii) collateralized loan obligations ("CLOs"), other asset-backed securities (including mortgage-backed securities) and similarly structured debt investments; and (iv) other short-term fixed income securities. Such investments will expose the Fund to the risks of these asset categories and increases or decreases in the value of these investments may cause the Fund to deviate from its investment objective.

PRINCIPAL RISKS

As with all mutual funds, a shareholder is subject to the risk that his or her investment could lose money. In addition to this risk, the Fund is subject to the principal risks described below.

ASSET-BACKED AND MORTGAGE-BACKED SECURITIES RISK—Through its investments in other investment companies, the Fund may have exposure to asset-backed securities, including mortgage-backed securities and structured finance investments. Investors in these securities generally receive payments that are part interest and part return of principal. These payments may vary based on the rate at which the underlying borrowers pay off their loans. Some asset-backed securities, including mortgage-backed securities, may have structures that make their reaction to interest rates and other factors difficult to predict, making their prices very volatile and they are subject to liquidity risk. The terms of many structured finance investments and other instruments are tied to the London Interbank Offered Rate ("LIBOR"), which functions as a reference rate or benchmark. It is anticipated that LIBOR will be discontinued at the end of 2021, which may cause increased volatility and illiquidity in the markets for instruments with terms tied to LIBOR or other adverse consequences for these instruments. These events may adversely affect the Fund and its investments in such instruments.

CLO RISK—Through its investments in other investment companies, the Fund may have exposure to CLOs. A CLO is a trust typically collateralized by a pool of loans, which may include, among others, domestic and foreign senior secured loans, senior unsecured loans, and subordinate corporate loans, including loans that may be rated below investment grade or equivalent unrated loans. The cash flows from the trust are split into two or more portions, called tranches, varying in risk and yield. CLO tranches can experience substantial losses due to actual defaults, increased sensitivity to defaults due to collateral default and disappearance of protecting tranches, market anticipation of defaults, as well as aversion to CLO securities as a class. The risks of an investment in a CLO depend largely on the type of the collateral securities and the class of the CLO in which the Fund invests.

COMPOUNDING RISK—In addition to the correlation risks described under "Correlation Risk," the Fund's returns are subject to the effects of compounding, which generally will cause the Fund's performance to not correlate to the performance of the benchmark over periods greater than a single day, before accounting for fees and fund expenses. Compounded returns are the result of reinvesting daily returns over periods greater than a single day. The Fund's compounded returns for periods greater than a single day will be different than the performance of the benchmark over the same period. The effects of compounding on the performance of the Fund will be more pronounced when the Long Treasury Bond experiences increased volatility, the greater the leverage employed in the Fund, and over longer holding periods.

Compounding affects the performance of all investments over time, but has a more significant effect on a leveraged index fund because the magnified changes in performance produced by the use of leverage lead to greater increases and decreases in the fund's daily returns which are then compounded over time. The effects of compounding, therefore, have a more significant effect on the Fund because it seeks to match a multiple of the performance of the Long Treasury Bond on a daily basis.

Fund performance for periods greater than one day can be estimated given any set of assumptions for the following factors: (a) the performance of the Long Treasury Bond; (b) volatility of the Long Treasury Bond; (c) financing rates associated with leverage; (d) other Fund expenses; and (e) period of time. The table below illustrates the impact of two principal factors – volatility and index performance – on Fund performance. The table shows estimated Fund returns for a number of combinations of performance and volatility over a one-year period. Performance shown in the table assumes: (a) no Fund expenses; and (b) a cost of leverage of zero percent. If Fund expenses, including the cost of leverage, were included, the Fund's performance would be lower than shown.

Areas shaded lighter represent those scenarios where the Fund can be expected to return more than 120% of the performance of the Long Treasury Bond; conversely, areas shaded darker represent those scenarios where the Fund can be expected to return less than 120% of the performance of the Long Treasury Bond.

Index Performance		Annualized Volatility				
1x	**1.2x**	**10%**	**25%**	**50%**	**75%**	**100%**
-60%	**-72%**	-67%	-67%	-68%	-69%	-71%
-50%	**-60%**	-57%	-57%	-58%	-60%	-62%
-40%	**-48%**	-46%	-46%	-48%	-49%	-51%
-30%	**-36%**	-35%	-35%	-37%	-39%	-42%
-20%	**-24%**	-24%	-25%	-25%	-28%	-32%
-10%	**-12%**	-12%	-13%	-15%	-18%	-22%
0%	**0%**	0%	0%	-3%	-6%	-12%
10%	**12%**	12%	11%	9%	5%	-1%
20%	**24%**	24%	24%	20%	18%	11%
30%	**36%**	37%	36%	32%	28%	21%
40%	**48%**	49%	48%	45%	40%	32%
50%	**60%**	62%	61%	58%	53%	43%
60%	**72%**	76%	75%	71%	65%	56%

The Long Treasury Bond's annualized historical volatility rate for the five-year period ended March 31, 2020 is 11.27%. The Long Treasury Bond's highest one-year volatility rate during the five-year period is 15.77%. The Long Treasury Bond's annualized performance for the five-year period ended March 31, 2020 is 7.33%.

The historical volatility and performance of the Long Treasury Bond are not indications of what the Long Treasury Bond volatility and performance will be in the future. The table is intended to isolate the effects of the Long Treasury Bond volatility and performance on the return of the Fund, and underscore that the Fund is designed as a short-term trading vehicle for investors who intend to actively monitor and manage their portfolios.

CORRELATION RISK—A number of factors may affect the Fund's ability to achieve a high degree of correlation with its benchmark, including instances in which the Fund does not hold or have exposure to each component security of the Long Treasury Bond and the effect of compounding on the Fund's returns, and there can be no guarantee that the Fund will achieve a high degree of correlation. Failure to achieve a high degree of correlation may prevent the Fund from achieving its investment objective. The Fund does not attempt to, and should not be expected to, provide returns which are a multiple of the returns of the Long Treasury Bond for periods other than a single day. The risk of the Fund not achieving its daily investment objective will be more acute when the Long Treasury Bond has an extreme one-day movement approaching 50%. **In addition, as a result of compounding, the Fund's performance for periods greater than a single day is likely to be either greater than or less than the performance of the Long Treasury Bond times the stated multiple in the Fund's investment objective, before accounting for Fund fees and expenses.**

COUNTERPARTY CREDIT RISK—The Fund may invest in financial instruments involving counterparties that attempt to gain exposure to a particular group of securities, index or asset class without actually purchasing those securities or investments, or to hedge a position. The Fund's use of such financial instruments, including swap agreements, involves risks that are different from those associated with ordinary portfolio securities transactions. For example, the Fund is exposed to the risk that the counterparty may be unwilling or unable to make timely payments to meet its contractual obligations or may fail to return holdings that are subject to the agreement with the counterparty. If the counterparty becomes bankrupt or defaults on its payment obligations to the Fund, the Fund may not receive the full amount that it is entitled to receive. If this occurs, the value of your shares in the Fund will decrease.

CREDIT RISK—The Fund could lose money if the debt securities or other instruments in which it invests decline in price, or the issuer or guarantor of such instrument fails to pay interest or principal when due because the issuer or guarantor of the instrument experiences an actual or perceived decline in its financial status. Generally, credit risk is increased when a portfolio security is downgraded or the perceived creditworthiness of the issuer or guarantor deteriorates, though the effect of any credit rating downgrade can be uncertain. To the extent the Fund invests in

below investment grade instruments, it will be exposed to a greater amount of credit risk than a fund which only invests in investment grade securities. In addition, to the extent the Fund uses credit derivatives, such use will expose it to additional risk in the event that the bonds underlying the derivatives default. The degree of credit risk depends on the issuer's or guarantor's financial condition and on the terms of the instruments.

DERIVATIVES RISK—The Fund's investments in derivatives may pose risks in addition to and greater than those associated with investing directly in securities or other investments, including risks relating to leverage, imperfect correlations with underlying investments or the Fund's other portfolio holdings, high price volatility, lack of availability, counterparty credit, liquidity, valuation and legal restrictions. Their use is a highly specialized activity that involves investment techniques and risks different from those associated with ordinary portfolio securities transactions. If the Advisor is incorrect about its expectations of market conditions, the use of derivatives could also result in a loss, which in some cases may be unlimited. Certain risks are specific to the derivatives in which the Fund invests.

SWAP AGREEMENTS RISK—Swap agreements are contracts among the Fund and a counterparty to exchange the return of the pre-determined underlying investment (such as the rate of return of the underlying index). Swap agreements may be negotiated bilaterally and traded OTC between two parties or, in some instances, must be transacted through a futures commission merchant and cleared through a clearinghouse that serves as a central counterparty. Risks associated with the use of swap agreements are different from those associated with ordinary portfolio securities transactions, due in part to the fact they could be considered illiquid and many swaps trade on the OTC market. Swaps are particularly subject to counterparty credit, correlation, valuation, liquidity and leveraging risks. Certain standardized swaps are subject to mandatory central clearing. Central clearing is expected to reduce counterparty credit risk and increase liquidity, but central clearing does not make swap transactions risk-free.

FUTURES CONTRACTS RISK—Futures contracts are typically exchange-traded contracts that call for the future delivery of an asset at a certain price and date, or cash settlement of the terms of the contract. Risks of futures contracts may be caused by an imperfect correlation between movements in the price of the instruments and the price of the underlying securities. In addition, there is the risk that the Fund may not be able to enter into a closing transaction because of an illiquid market. Exchanges can limit the number of positions that can be held or controlled by the Fund or the Advisor, thus limiting the ability to implement the Fund's strategies. Futures markets are highly volatile and the use of futures may increase the volatility of the Fund's net asset value ("NAV"). Futures also are subject to leverage risks and to liquidity risk.

OPTIONS CONTRACTS RISK—Options or options on futures contracts give the holder of the option the right to buy (or to sell) a position in a security or in a contract to the writer of the option, at a certain price. They are subject to correlation risk because there may be an imperfect correlation between the options and the securities markets that cause a given transaction to fail to achieve its objectives. The successful use of options depends on the Advisor's ability to correctly predict future price fluctuations and the degree of correlation between the options and securities markets. Exchanges can limit the number of positions that can be held or controlled by the Fund or the Advisor, thus limiting the ability to implement the Fund's strategies. Options also are particularly subject to leverage risk and can be subject to liquidity risk.

EARLY CLOSING RISK—The Fund is subject to the risk that unanticipated early closings of securities exchanges and other financial markets may result in the Fund's inability to buy or sell securities or other financial instruments on that day and may cause the Fund to incur substantial trading losses.

FINANCIALS SECTOR RISK—The Fund's investments are exposed to issuers conducting business in the Financials Sector. The Financials Sector includes companies involved in banking, thrifts and mortgage finance, specialized finance, consumer finance, asset management and custody banks, investment banking and brokerage and insurance. It also includes the Financial Exchanges & Data and Mortgage Real Estate Investment Trusts (REITs) sub-industries. Certain Financials Sector companies serve as counterparties with which the Fund may enter into derivatives agreements or other similar contractual arrangements. The Fund's exposure to such companies subjects the Fund to the risk that their securities will underperform the market as a whole due to legislative or regulatory changes, adverse market conditions and/or increased competition affecting the Financials Sector, which may adversely affect a company's ability to fulfill its obligations as a financial counterparty. Companies operating in the Financials Sector are subject to extensive government regulation, which may limit the financial commitments they can make and the

interest rates and fees they can charge. Profitability is largely dependent on the availability and cost of capital funds, and can fluctuate significantly when interest rates change or due to increased competition.

HIGH YIELD AND UNRATED SECURITIES RISK—The Fund's exposure to higher yielding, below investment grade and unrated high risk debt securities (commonly known as "junk bonds") may present additional risk because these securities may be less liquid and present greater credit risk than investment grade bonds. The price of high yield securities tends to be subject to greater volatility due to issuer-specific operating results and outlook and to real or perceived adverse economic and competitive industry conditions. This exposure may be obtained through investments in other investment companies.

INTEREST RATE RISK—The market value of fixed income investments and related financial instruments will change in response to interest rate changes. During periods of falling interest rates, the values of fixed income securities generally rise. Conversely, during periods of rising interest rates, the values of such securities generally decline. Securities with greater interest rate sensitivity and longer maturities generally are subject to greater fluctuations in value. The Fund may invest in variable and floating rate securities. Although these instruments are generally less sensitive to interest rate changes than fixed rate instruments, the value of floating rate and variable securities may decline if their interest rates do not rise as quickly, or as much, as general interest rates. Changes in government or central bank policy, including changes in tax policy or changes in a central bank's implementation of specific policy goals, may have a substantial impact on interest rates, and could have an adverse effect on prices for fixed income securities and on the performance of the Fund. In particular, interest rates in the U.S. are at or near historically low levels and as a result, fixed income securities markets may experience heightened levels of interest rate risk. Any unexpected or sudden reversal of the fiscal policy underlying current interest rate levels could adversely affect the value of the Fund. There can be no guarantee that any particular government or central bank policy will be continued, discontinued or changed, nor that any such policy will have the desired effect on interest rates.

INVESTMENT IN INVESTMENT VEHICLES RISK—Investing in other investment vehicles, including exchange-traded funds ("ETFs"), closed-end funds, affiliated short-term fixed income funds and other mutual funds, subjects the Fund to those risks affecting the investment vehicle, including the possibility that the value of the underlying securities held by the investment vehicle could decrease or the portfolio becomes illiquid. Moreover, the Fund and its shareholders will incur its pro rata share of the underlying vehicles' expenses, which will reduce the Fund's performance. In addition, investments in an ETF are subject to, among other risks, the risk that the ETF's shares may trade at a discount or premium relative to the NAV of the shares and the listing exchange may halt trading of the ETF's shares.

INVESTMENT IN LOANS RISK—Investing in loans involves special types of risks, including credit risk, interest rate risk, counterparty risk and prepayment risk. Loans may offer a fixed or floating interest rate. Loans are often generally below investment grade and may be unrated. Loans may be difficult to value and some can be subject to liquidity risk.

LEVERAGING RISK—The Fund achieves leveraged exposure to the Long Treasury Bond through the use of derivative instruments. The more the Fund invests in leveraged instruments, the more this leverage will magnify any losses on those investments. The Fund's investment in these instruments generally requires a small investment relative to the amount of investment exposure assumed. As a result, such investments may give rise to losses that exceed the amount invested in those instruments. Since the Fund's investment strategy involves consistently applied leverage, the value of the Fund's shares will tend to increase or decrease more than the value of any increase or decrease in the Long Treasury Bond. Leverage also will have the effect of magnifying tracking error.

LIQUIDITY AND VALUATION RISK—In certain circumstances, it may be difficult for the Fund to purchase and sell a particular investment within a reasonable time at a fair price, or the price at which it has been valued by the Advisor for purposes of the Fund's NAV, causing the Fund to be less liquid. While the Fund intends to invest in liquid securities and financial instruments, under certain market conditions, such as when trading in a particular investment has been halted temporarily by an exchange because the maximum price change of that investment has been realized, it may be difficult or impossible for the Fund to liquidate such investments. In addition, the ability of the Fund to assign an accurate daily value to certain investments may be difficult, and the Advisor may be required to fair value the investments.

MARKET RISK—The market value of the securities and derivatives held by the Fund may fluctuate over time in response to factors affecting individual companies or other factors such as changing economic, political or financial markets.

OTC TRADING RISK—Certain of the derivatives in which the Fund may invest may be traded (and privately negotiated) in the OTC market. While the OTC derivatives market is the primary trading venue for many derivatives, it is largely unregulated and provides for less transparency than a national securities or commodities exchange. As a result and similar to other privately negotiated contracts, the Fund is subject to counterparty credit risk with respect to such derivatives contracts.

PASSIVE INVESTMENT RISK—The Fund is not actively managed and the Advisor does not attempt to take defensive positions in declining markets. Therefore, the Fund may be subject to greater losses in a declining market than a fund that is actively managed.

PORTFOLIO TURNOVER RISK—Periodic rebalancing of the Fund's holdings pursuant to its daily investment objective may lead to a greater number of portfolio transactions in the Fund than experienced by other mutual funds. Such frequent and active trading may lead to significantly higher transaction costs because of increased broker commissions associated with such transactions.

PREPAYMENT AND EXTENSION RISK—Prepayment risk is the risk that the principal on mortgage-backed securities, other asset-backed securities or any debt security with an embedded call option may be prepaid at any time, which could reduce the security's yield and market value. In the case of prepayment risk, if the investment is converted, prepaid or redeemed before maturity, the portfolio manager may not be able to invest the proceeds in other investments providing as high a level of income, resulting in a reduced yield to the Fund. The rate of prepayments tends to increase as interest rates fall, which could cause the average maturity of the portfolio to shorten. Conversely, extension risk is the risk that an unexpected rise in interest rates will extend the life of a mortgage- or asset-backed security beyond the prepayment time. If the Fund's investments are locked in at a lower interest rate for a longer period of time, the portfolio manager may be unable to capitalize on securities with higher interest rates or wider spreads.

REGULATORY AND LEGAL RISK—U.S. and non-U.S. governmental agencies and other regulators regularly implement additional regulations and legislators pass new laws that affect the investments held by the Fund, the strategies used by the Fund or the level of regulation or taxation applying to the Fund (such as regulations related to investments in derivatives and other transactions). These regulations and laws impact the investment strategies, performance, costs and operations of the Fund or taxation of shareholders.

REPURCHASE AGREEMENT RISK—The Fund's investment in repurchase agreements may be subject to market and credit risk with respect to the collateral securing the repurchase agreements. Investments in repurchase agreements also may be subject to the risk that the market value of the underlying obligations may decline prior to the expiration of the repurchase agreement term.

SHAREHOLDER TRADING RISK—The Fund may be used as a tool for certain investors that employ trading strategies involving frequent trading. Such trading strategies may lead to increased portfolio turnover in the Fund and higher transaction costs. Large movements of assets into and out of the Fund due to active or frequent trading also may adversely affect the Fund's ability to achieve its investment objective.

TEMPORARY DEFENSIVE INVESTMENT RISK—The Advisor generally does not attempt to take defensive positions in the Fund in declining markets. Therefore, the Fund may be subject to greater losses in a declining market than a fund that does take defensive positions in declining markets.

TRACKING ERROR RISK—The Advisor may not be able to cause the Fund's performance to correspond to that of the Fund's benchmark, either on a daily or aggregate basis. Factors such as Fund expenses, imperfect correlation between the Fund's investments and the Long Treasury Bond, rounding of share prices, regulatory policies, high portfolio turnover rate, and the use of leverage all contribute to tracking error. Tracking error may cause the Fund's performance to be less than you expect.

TRADING HALT RISK—The Fund typically will hold futures contracts and short-term options. The major exchanges on which these contracts are traded, such as the Chicago Mercantile Exchange, have established limits on how much

the trading price of a futures contract or option may decline over various time periods within a day, and may halt trading in a contract that exceeds such limits. If a trading halt occurs, the Fund may temporarily be unable to purchase or sell certain securities, futures contracts or options. Such a trading halt near the time the Fund prices its shares may limit the Fund's ability to use leverage and fully invest its assets, which could increase tracking error and adversely affect performance, and may prevent the Fund from achieving its investment objective.

U.S. GOVERNMENT SECURITIES RISK—U.S. government securities may or may not be backed by the full faith and credit of the U.S. government. The value of U.S. government securities will fluctuate and such securities are subject to the risks associated with fixed-income and debt securities, particularly interest rate and credit risk.

PERFORMANCE INFORMATION

The following bar chart shows the performance of the shares of the Fund from year to year. The variability of performance over time provides an indication of the risks of investing in the Fund. The following table shows the performance of the shares of the Fund as an average over different periods of time in comparison to the performance of a broad-based market index. The figures in the bar chart and table assume the reinvestment of dividends and capital gains distributions. The performance information below does not reflect fees and expenses of any variable contract that may use the Fund as its underlying investment and would be lower if it did. Of course, this past performance (before taxes) does not necessarily indicate how the Fund will perform in the future.

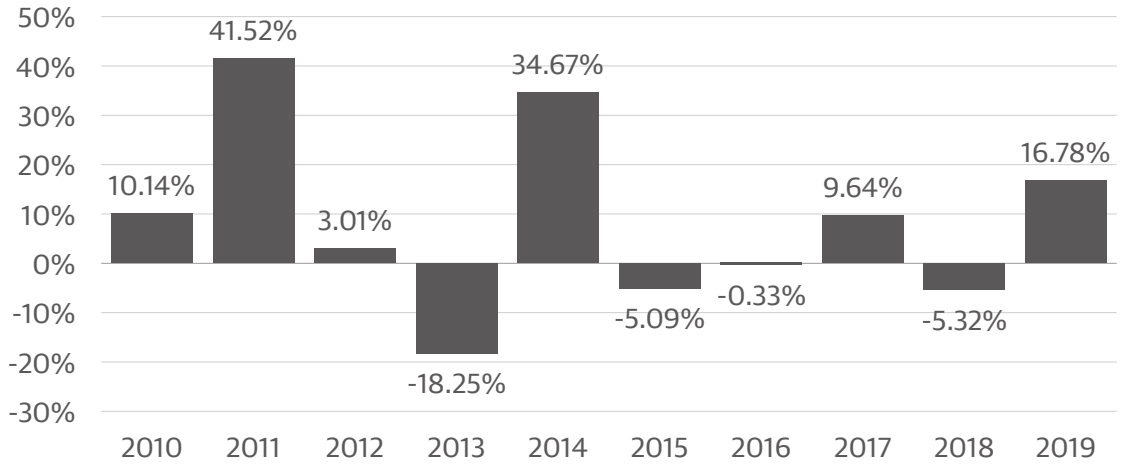

Highest Quarter Return
Q3 2011 37.76%

Lowest Quarter Return
Q4 2016 -17.00%

AVERAGE ANNUAL TOTAL RETURN

(for periods ended December 31, 2019)

	Past 1 Year	Past 5 Years	Past 10 Years
Government Long Bond 1.2x Strategy Fund	16.78%	2.77%	7.32%
Bloomberg Barclays U.S. Long Treasury Index *(reflects no deduction for fees, expenses or taxes)*	14.83%	4.13%	7.01%

MANAGEMENT

INVESTMENT ADVISOR

Security Investors, LLC, which operates under the name Guggenheim Investments, serves as the investment adviser of the Fund.

PORTFOLIO MANAGERS

- **Michael P. Byrum**, CFA, Senior Vice President. Mr. Byrum has been associated with the Advisor since 1993.
- **Ryan A. Harder,** CFA, Portfolio Manager. Mr. Harder has been associated with the Advisor since 2004.

PURCHASE AND SALE OF FUND SHARES

Shares of the Fund are purchased by insurance companies for their separate accounts to fund variable life insurance and variable annuity contracts. All orders for the purchase of shares are subject to acceptance or rejection by the Trust. All redemption requests will be processed and payment with respect thereto will be made within seven days after tender.

TAX INFORMATION

The tax consequences of your investment in the Fund depend on the provisions of the annuity or life insurance program through which you invest. For more information on taxes, please refer to the accompanying prospectus of the annuity or life insurance program through which Fund shares are offered.

IMPORTANT INFORMATION ABOUT THE FUND

The Inverse Government Long Bond Strategy Fund (the "Fund") is very different from most other mutual funds in that it seeks to provide investment results that correlate to the inverse of the performance of a specific benchmark on a **daily basis**, a result opposite of most mutual funds. As a result, the Fund may be riskier than alternatives that do not rely on the use of derivatives to achieve their investment objectives.

Because the Fund seeks daily inverse investment results, the return of the Fund for a period longer than a full trading day will be the result of each day's compounded returns over the period, which will likely differ from the inverse return of the daily price movement of the benchmark for that period. As a consequence, especially in periods of market volatility, the path or trend of the benchmark during the longer period may be at least as important to the Fund's return for the longer period as the cumulative return of the benchmark for the relevant longer period. Further, the return for investors who invest for a period longer than a single trading day will not be the product of the return of the Fund's stated investment goal (*i.e.*, -1x) and the cumulative performance of the benchmark.

The Fund is not suitable for all investors. The Fund should be utilized only by investors who (a) understand the consequences of seeking daily inverse investment results, (b) understand the risks of shorting and (c) intend to actively monitor and manage their investments. Investors who do not meet these criteria should not buy shares of the Fund. An investment in the Fund is not a complete investment program.

INVESTMENT OBJECTIVE

The Fund seeks to provide total returns that inversely correlate, before fees and expenses, to the price movement of a benchmark for U.S. Treasury debt instruments or futures contracts on a specified debt instrument on a daily basis. The Fund's current benchmark is the daily price movement of the Long Treasury Bond. The Long Treasury Bond is the most recently issued 30 Year U.S. Treasury Bond. The price movement of the Long Treasury Bond is based on the daily price change of the most recently issued Long Treasury Bond. The Fund does not seek to achieve its investment objective over a period of time greater than one day.

FEES AND EXPENSES OF THE FUND

This table describes the fees and expenses that you may pay if you buy and hold shares of the Fund. Owners of variable annuity and insurance contracts that invest in the Fund also should refer to the variable insurance contract prospectus for a description of fees and expenses that may be deducted at the separate account level or contract level for any charges that may be incurred under a contract. If the information below were to reflect the deduction of insurance charges, fees and expenses would be higher.

SHAREHOLDER FEES *(fees paid directly from your investment)*	N/A
ANNUAL FUND OPERATING EXPENSES *(expenses that you pay each year as a percentage of the value of your investment)*	
Management Fees	0.90%
Other Expenses	2.68%
Short Sales Dividend and Interest Expense	1.70%
Remaining Other Expenses	0.98%
Acquired Fund Fees and Expenses	0.12%
Total Annual Fund Operating Expenses*	3.70%
Fee Waiver**	-0.09%
Total Annual Fund Operating Expenses After Fee Waiver*	3.61%

* The Total Annual Fund Operating Expenses and Total Annual Fund Operating Expenses After Fee Waiver in this fee table may not correlate to the expense ratios in the Fund's financial highlights and financial statements because the financial highlights and financial statements reflect only the operating expenses of the Fund and do not include Acquired Fund Fees and Expenses, which are fees and expenses incurred indirectly by the Fund through its investments in certain underlying investment companies.

** The Advisor has contractually agreed through May 1, 2021, to waive the amount of the Fund's management fee to the extent necessary to offset the proportionate share of any management fee paid by the Fund with respect to any Fund investment in an underlying fund for which the Advisor or any of its affiliates also serves as investment manager. The agreement may be terminated by the Advisor at the conclusion of any one-year term or by the Fund's Board of Trustees at any time, and when the Advisor ceases to serve as such.

EXAMPLE

This Example is intended to help you compare the cost of investing in the Fund with the cost of investing in other mutual funds. The Example does not reflect the fees and expenses which are, or may be, imposed under your variable insurance contract. If the Example were to reflect the deduction of such charges, the costs shown would be greater. The Example assumes that you invest $10,000 in the Fund for the time periods indicated and then redeem all of your shares at the end of those periods. The Example also assumes that your investment has a 5% return each year and that the Fund's operating expenses remain the same. Although your actual costs may be higher or lower, based on these assumptions your costs would be:

1 Year	3 Years	5 Years	10 Years
$364	$1,124	$1,904	$3,944

PORTFOLIO TURNOVER

The Fund pays transaction costs, such as commissions, when it buys and sells securities (or "turns over" its portfolio). A higher portfolio turnover rate may indicate higher transaction costs. These costs, which are not reflected in the Total Annual Fund Operating Expenses or the Example, affect the Fund's performance. During the most recent fiscal year, the Fund's portfolio turnover rate was 966% of the average value of its portfolio. The Fund's portfolio turnover rate is calculated without regard to cash instruments and most derivatives. If such instruments were included, the Fund's portfolio turnover rate might be significantly higher.

PRINCIPAL INVESTMENT STRATEGIES

Unlike a traditional index fund, the Fund's investment objective is to perform, on a daily basis, opposite the daily price movement of the Long Treasury Bond. The Fund employs as its investment strategy a program of engaging in short sales and investing to a significant extent in derivative instruments, which primarily consist of futures contracts, interest rate swaps, and options on securities and futures contracts. The Advisor expects to rebalance the Fund's positions daily to maintain exposure that is opposite to that of the Fund's benchmark. While the Fund may write (sell) and purchase swaps, it expects primarily to write swaps. Certain of the Fund's derivatives investments may be traded in the over-the-counter ("OTC") market. Under normal circumstances, the Fund will invest at least 80% of its net assets, plus any borrowings for investment purposes, in financial instruments with economic characteristics that should perform opposite to fixed income securities issued by the U.S. government.

Investments in derivative instruments, such as futures, options and swap agreements, have the economic effect of creating financial leverage in the Fund's portfolio because such investments may give rise to losses that exceed the amount the Fund has invested in those instruments. Financial leverage will magnify, sometimes significantly, the Fund's exposure to any increase or decrease in prices associated with a particular reference asset resulting in increased volatility in the value of the Fund's portfolio. The value of the Fund's portfolio is likely to experience greater volatility over short-term periods. While such financial leverage has the potential to produce greater gains, it also may result in greater losses, which in some cases may cause the Fund to liquidate other portfolio investments at a loss to comply with limits on leverage and asset segregation requirements imposed by the Investment Company Act of 1940 or to meet redemption requests.

On a day-to-day basis, the Fund may hold U.S. government securities or cash equivalents. The Fund also may enter into repurchase agreements with counterparties that are deemed to present acceptable credit risks. In an effort to ensure that the Fund is fully invested on a day-to-day basis, the Fund may conduct any necessary trading activity at or just prior to the close of the U.S. financial markets.

The Fund may invest a portion of its assets, and at times, a substantial portion of its assets, in other short-term fixed-income investment companies advised by the Advisor, or an affiliate of the Advisor, for various purposes, including for liquidity management purposes (*e.g.*, to increase yield on liquid investments used to collateralize derivatives positions) or when such investment companies present a more cost-effective investment option than direct

investments in the underlying securities. Investments in these investment companies will significantly increase the portfolio's exposure to certain other asset categories, including: (i) a broad range of high yield, high risk debt securities rated below the top four long-term rating categories by a nationally recognized statistical rating organization or, if unrated, determined by the Advisor to be of comparable quality (also known as "junk bonds"); (ii) securities issued by the U.S. government or its agencies and instrumentalities; (iii) collateralized loan obligations ("CLOs"), other asset-backed securities (including mortgage-backed securities) and similarly structured debt investments; and (iv) other short-term fixed income securities. Such investments will expose the Fund to the risks of these asset categories and increases or decreases in the value of these investments may cause the Fund to deviate from its investment objective.

PRINCIPAL RISKS

As with all mutual funds, a shareholder is subject to the risk that his or her investment could lose money. In addition to this risk, the Fund is subject to the principal risks described below.

ASSET-BACKED AND MORTGAGE-BACKED SECURITIES RISK—Through its investments in other investment companies, the Fund may have exposure to asset-backed securities, including mortgage-backed securities and structured finance investments. Investors in these securities generally receive payments that are part interest and part return of principal. These payments may vary based on the rate at which the underlying borrowers pay off their loans. Some asset-backed securities, including mortgage-backed securities, may have structures that make their reaction to interest rates and other factors difficult to predict, making their prices very volatile and they are subject to liquidity risk. The terms of many structured finance investments and other instruments are tied to the London Interbank Offered Rate ("LIBOR"), which functions as a reference rate or benchmark. It is anticipated that LIBOR will be discontinued at the end of 2021, which may cause increased volatility and illiquidity in the markets for instruments with terms tied to LIBOR or other adverse consequences for these instruments. These events may adversely affect the Fund and its investments in such instruments.

CLO RISK—Through its investments in other investment companies, the Fund may have exposure to CLOs. A CLO is a trust typically collateralized by a pool of loans, which may include, among others, domestic and foreign senior secured loans, senior unsecured loans, and subordinate corporate loans, including loans that may be rated below investment grade or equivalent unrated loans. The cash flows from the trust are split into two or more portions, called tranches, varying in risk and yield. CLO tranches can experience substantial losses due to actual defaults, increased sensitivity to defaults due to collateral default and disappearance of protecting tranches, market anticipation of defaults, as well as aversion to CLO securities as a class. The risks of an investment in a CLO depend largely on the type of the collateral securities and the class of the CLO in which the Fund invests.

COMPOUNDING RISK—In addition to the correlation risks described under "Correlation Risk," the Fund's returns are subject to the effects of compounding, which generally will cause the Fund's performance to not correlate to the performance of the benchmark over periods greater than a single day, before accounting for fees and fund expenses. Compounded returns are the result of reinvesting daily returns over periods greater than a single day. The Fund's compounded returns for periods greater than a single day will be different than the performance of the benchmark over the same period. The effects of compounding on the performance of the Fund will be more pronounced when the Long Treasury Bond experiences increased volatility and over longer holding periods.

Fund performance for periods greater than one day can be estimated given any set of assumptions for the following factors: (a) performance of the Long Treasury Bond; (b) volatility of the Long Treasury Bond; (c) financing rates associated with leverage; (d) other Fund expenses; and (e) period of time. The table below illustrates the impact of two principal factors – volatility and index performance – on Fund performance. The table shows estimated Fund returns for a number of combinations of performance and volatility over a one-year period. Performance shown in the table assumes: (a) no Fund expenses; and (b) a cost of leverage of zero percent. If Fund expenses, including the cost of leverage, were included, the Fund's performance would be lower than shown.

Areas shaded lighter represent those scenarios where the Fund can be expected to return more than the inverse performance of the Long Treasury Bond; conversely, areas shaded darker represent those scenarios where the Fund can be expected to return the same or less than the inverse performance of the Long Treasury Bond.

Index Performance		Annualized Volatility				
1x	**-1x**	**10%**	**25%**	**50%**	**75%**	**100%**
-60%	**60%**	148%	132%	96%	42%	-6%
-50%	**50%**	98%	87%	57%	14%	-28%
-40%	**40%**	65%	56%	30%	-5%	-38%
-30%	**30%**	42%	34%	13%	-18%	-47%
-20%	**20%**	24%	18%	-3%	-28%	-54%
-10%	**10%**	10%	4%	-13%	-36%	-59%
0%	**0%**	-1%	-6%	-22%	-43%	-64%
10%	**-10%**	-10%	-15%	-29%	-48%	-67%
20%	**-20%**	-17%	-22%	-35%	-53%	-69%
30%	**-30%**	-24%	-28%	-40%	-56%	-71%
40%	**-40%**	-29%	-33%	-44%	-60%	-73%
50%	**-50%**	-34%	-37%	-48%	-62%	-76%
60%	**-60%**	-38%	-41%	-51%	-65%	-78%

The Long Treasury Bond's annualized historical volatility rate for the five-year period ended March 31, 2020 is 11.27%. The Long Treasury Bond's highest one-year volatility rate during the five-year period is 15.77%. The Long Treasury Bond's annualized performance for the five-year period ended March 31, 2020 is 7.33%.

The historical volatility and performance of the Long Treasury Bond are not indications of what the Long Treasury Bond volatility and performance will be in the future. The table is intended to isolate the effects of the Long Treasury Bond volatility and performance on the return of the Fund, and underscore that the Fund is designed as a short-term trading vehicle for investors who intend to actively monitor and manage their portfolios.

CORRELATION RISK—A number of factors may affect the Fund's ability to achieve a high degree of correlation with its benchmark, including instances in which the Fund does not hold or have exposure to each component security of the Long Treasury Bond and the effect of compounding on the Fund's returns, and there can be no guarantee that the Fund will achieve a high degree of correlation. Failure to achieve a high degree of correlation may prevent the Fund from achieving its investment objective. The Fund does not attempt to, and should not be expected to, provide returns which are the inverse of the returns of the Long Treasury Bond for periods other than a single day. The risk of the Fund not achieving its daily investment objective will be more acute when the Long Treasury Bond has an extreme one-day movement approaching 50%. **In addition, as a result of compounding, the Fund's performance for periods greater than a single day is likely to be either greater than or less than the performance of the inverse of the Long Treasury Bond, before accounting for Fund fees and expenses.**

COUNTERPARTY CREDIT RISK—The Fund may invest in financial instruments involving counterparties that attempt to gain exposure to a particular group of securities, index or asset class without actually purchasing those securities or investments, or to hedge a position. The Fund's use of such financial instruments, including swap agreements, involves risks that are different from those associated with ordinary portfolio securities transactions. For example, the Fund is exposed to the risk that the counterparty may be unwilling or unable to make timely payments to meet its contractual obligations or may fail to return holdings that are subject to the agreement with the counterparty. If the counterparty becomes bankrupt or defaults on its payment obligations to the Fund, the Fund may not receive the full amount that it is entitled to receive. If this occurs, the value of your shares in the Fund will decrease.

CREDIT RISK—The Fund could lose money if the debt securities or other instruments in which it invests decline in price, or the issuer or guarantor of such instrument fails to pay interest or principal when due because the issuer or guarantor of the instrument experiences an actual or perceived decline in its financial status. Generally, credit risk is increased when a portfolio security is downgraded or the perceived creditworthiness of the issuer or guarantor deteriorates, though the effect of any credit rating downgrade can be uncertain. To the extent the Fund invests in below investment grade instruments, it will be exposed to a greater amount of credit risk than a fund which only invests in investment grade securities. In addition, to the extent the Fund uses credit derivatives, such use will expose it to additional risk in the event that the bonds underlying the derivatives default. The degree of credit risk depends on the issuer's or guarantor's financial condition and on the terms of the instruments.

DERIVATIVES RISK—The Fund's investments in derivatives may pose risks in addition to and greater than those associated with investing directly in securities or other investments, including risks relating to leverage, imperfect correlations with underlying investments or the Fund's other portfolio holdings, high price volatility, lack of availability, counterparty credit, liquidity, valuation and legal restrictions. Their use is a highly specialized activity that involves investment techniques and risks different from those associated with ordinary portfolio securities transactions. If the Advisor is incorrect about its expectations of market conditions, the use of derivatives could also result in a loss, which in some cases may be unlimited. Certain risks are specific to the derivatives in which the Fund invests.

SWAP AGREEMENTS RISK—Swap agreements are contracts among the Fund and a counterparty to exchange the return of the pre-determined underlying investment (such as the rate of return of the underlying index). Swap agreements may be negotiated bilaterally and traded OTC between two parties or, in some instances, must be transacted through a futures commission merchant and cleared through a clearinghouse that serves as a central counterparty. Risks associated with the use of swap agreements are different from those associated with ordinary portfolio securities transactions, due in part to the fact they could be considered illiquid and many swaps trade on the OTC market. Swaps are particularly subject to counterparty credit, correlation, valuation, liquidity and leveraging risks. Certain standardized swaps are subject to mandatory central clearing. Central clearing is expected to reduce counterparty credit risk and increase liquidity, but central clearing does not make swap transactions risk-free.

FUTURES CONTRACTS RISK—Futures contracts are typically exchange-traded contracts that call for the future delivery of an asset at a certain price and date, or cash settlement of the terms of the contract. Risks of futures contracts may be caused by an imperfect correlation between movements in the price of the instruments and the price of the underlying securities. In addition, there is the risk that the Fund may not be able to enter into a closing transaction because of an illiquid market. Exchanges can limit the number of positions that can be held or controlled by the Fund or the Advisor, thus limiting the ability to implement the Fund's strategies. Futures markets are highly volatile and the use of futures may increase the volatility of the Fund's net asset value ("NAV"). Futures also are subject to leverage risks and to liquidity risk.

OPTIONS CONTRACTS RISK—Options or options on futures contracts give the holder of the option the right to buy (or to sell) a position in a security or in a contract to the writer of the option, at a certain price. They are subject to correlation risk because there may be an imperfect correlation between the options and the securities markets that cause a given transaction to fail to achieve its objectives. The successful use of options depends on the Advisor's ability to correctly predict future price fluctuations and the degree of correlation between the options and securities markets. Exchanges can limit the number of positions that can be held or controlled by the Fund or the Advisor, thus limiting the ability to implement the Fund's strategies. Options also are particularly subject to leverage risk and can be subject to liquidity risk.

EARLY CLOSING RISK—The Fund is subject to the risk that unanticipated early closings of securities exchanges and other financial markets may result in the Fund's inability to buy or sell securities or other financial instruments on that day and may cause the Fund to incur substantial trading losses.

FINANCIALS SECTOR RISK—The Fund's investments are exposed to issuers conducting business in the Financials Sector. The Financials Sector includes companies involved in banking, thrifts and mortgage finance, specialized finance, consumer finance, asset management and custody banks, investment banking and brokerage and insurance. It also includes the Financial Exchanges & Data and Mortgage Real Estate Investment Trusts (REITs) sub-industries. Certain Financials Sector companies serve as counterparties with which the Fund may enter into derivatives agreements or other similar contractual arrangements. The Fund's exposure to such companies subjects the Fund to the risk that their securities will underperform the market as a whole due to legislative or regulatory changes, adverse market conditions and/or increased competition affecting the Financials Sector, which may adversely affect a company's ability to fulfill its obligations as a financial counterparty. Companies operating in the Financials Sector are subject to extensive government regulation, which may limit the financial commitments they can make and the interest rates and fees they can charge. Profitability is largely dependent on the availability and cost of capital funds, and can fluctuate significantly when interest rates change or due to increased competition.

HIGH YIELD AND UNRATED SECURITIES RISK—The Fund's exposure to higher yielding, below investment grade and unrated high risk debt securities (commonly known as "junk bonds") may present additional risk because these

securities may be less liquid and present greater credit risk than investment grade bonds. The price of high yield securities tends to be subject to greater volatility due to issuer-specific operating results and outlook and to real or perceived adverse economic and competitive industry conditions. This exposure may be obtained through investments in other investment companies.

INTEREST RATE RISK—The market value of fixed income investments and related financial instruments will change in response to interest rate changes. During periods of falling interest rates, the values of fixed income securities generally rise. Conversely, during periods of rising interest rates, the values of such securities generally decline. Securities with greater interest rate sensitivity and longer maturities generally are subject to greater fluctuations in value. The Fund may invest in variable and floating rate securities. Although these instruments are generally less sensitive to interest rate changes than fixed rate instruments, the value of floating rate and variable securities may decline if their interest rates do not rise as quickly, or as much, as general interest rates. Changes in government or central bank policy, including changes in tax policy or changes in a central bank's implementation of specific policy goals, may have a substantial impact on interest rates, and could have an adverse effect on prices for fixed income securities and on the performance of the Fund. In particular, interest rates in the U.S. are at or near historically low levels and as a result, fixed income securities markets may experience heightened levels of interest rate risk. Any unexpected or sudden reversal of the fiscal policy underlying current interest rate levels could adversely affect the value of the Fund. There can be no guarantee that any particular government or central bank policy will be continued, discontinued or changed, nor that any such policy will have the desired effect on interest rates.

INVESTMENT IN INVESTMENT VEHICLES RISK—Investing in other investment vehicles, including exchange-traded funds ("ETFs"), closed-end funds, affiliated short-term fixed income funds and other mutual funds, subjects the Fund to those risks affecting the investment vehicle, including the possibility that the value of the underlying securities held by the investment vehicle could decrease or the portfolio becomes illiquid. Moreover, the Fund and its shareholders will incur its pro rata share of the underlying vehicles' expenses, which will reduce the Fund's performance. In addition, investments in an ETF are subject to, among other risks, the risk that the ETF's shares may trade at a discount or premium relative to the NAV of the shares and the listing exchange may halt trading of the ETF's shares.

INVESTMENT IN LOANS RISK—Investing in loans involves special types of risks, including credit risk, interest rate risk, counterparty risk and prepayment risk. Loans may offer a fixed or floating interest rate. Loans are often generally below investment grade and may be unrated. Loans may be difficult to value and some can be subject to liquidity risk.

LIQUIDITY AND VALUATION RISK—In certain circumstances, it may be difficult for the Fund to purchase and sell a particular investment within a reasonable time at a fair price, or the price at which it has been valued by the Advisor for purposes of the Fund's NAV, causing the Fund to be less liquid. While the Fund intends to invest in liquid securities and financial instruments, under certain market conditions, such as when trading in a particular investment has been halted temporarily by an exchange because the maximum price change of that investment has been realized, it may be difficult or impossible for the Fund to liquidate such investments. In addition, the ability of the Fund to assign an accurate daily value to certain investments may be difficult, and the Advisor may be required to fair value the investments.

MARKET RISK—The market value of the securities and derivatives held by the Fund may fluctuate over time in response to factors affecting individual companies or other factors such as changing economic, political or financial markets.

OTC TRADING RISK—Certain of the derivatives in which the Fund may invest may be traded (and privately negotiated) in the OTC market. While the OTC derivatives market is the primary trading venue for many derivatives, it is largely unregulated and provides for less transparency than a national securities or commodities exchange. As a result and similar to other privately negotiated contracts, the Fund is subject to counterparty credit risk with respect to such derivatives contracts.

PASSIVE INVESTMENT RISK—The Fund is not actively managed and the Advisor does not attempt to take defensive positions in rising markets. Therefore, the Fund may be subject to greater losses in a rising market than a fund that is actively managed.

PORTFOLIO TURNOVER RISK—Periodic rebalancing of the Fund's holdings pursuant to its daily investment objective may lead to a greater number of portfolio transactions in the Fund than experienced by other mutual funds. Such frequent and active trading may lead to significantly higher transaction costs because of increased broker commissions associated with such transactions.

PREPAYMENT AND EXTENSION RISK—Prepayment risk is the risk that the principal on mortgage-backed securities, other asset-backed securities or any debt security with an embedded call option may be prepaid at any time, which could reduce the security's yield and market value. In the case of prepayment risk, if the investment is converted, prepaid or redeemed before maturity, the portfolio manager may not be able to invest the proceeds in other investments providing as high a level of income, resulting in a reduced yield to the Fund. The rate of prepayments tends to increase as interest rates fall, which could cause the average maturity of the portfolio to shorten. Conversely, extension risk is the risk that an unexpected rise in interest rates will extend the life of a mortgage- or asset-backed security beyond the prepayment time. If the Fund's investments are locked in at a lower interest rate for a longer period of time, the portfolio manager may be unable to capitalize on securities with higher interest rates or wider spreads.

REGULATORY AND LEGAL RISK—U.S. and non-U.S. governmental agencies and other regulators regularly implement additional regulations and legislators pass new laws that affect the investments held by the Fund, the strategies used by the Fund or the level of regulation or taxation applying to the Fund (such as regulations related to investments in derivatives and other transactions). These regulations and laws impact the investment strategies, performance, costs and operations of the Fund or taxation of shareholders.

REPURCHASE AGREEMENT RISK—The Fund's investment in repurchase agreements may be subject to market and credit risk with respect to the collateral securing the repurchase agreements. Investments in repurchase agreements also may be subject to the risk that the market value of the underlying obligations may decline prior to the expiration of the repurchase agreement term.

SHAREHOLDER TRADING RISK—The Fund may be used as a tool for certain investors that employ trading strategies involving frequent trading. Such trading strategies may lead to increased portfolio turnover in the Fund and higher transaction costs. Large movements of assets into and out of the Fund due to active or frequent trading also may adversely affect the Fund's ability to achieve its investment objective.

SHORT SALES AND SHORT EXPOSURE RISK—Short selling a security involves selling a borrowed security with the expectation that the value of that security will decline, so that the security may be purchased at a lower price when returning the borrowed security. A short exposure through a derivative exposes the Fund to counterparty credit risk and leverage risk. The risk for loss on a short sale or other short exposure is greater than a direct investment in the security itself because the price of the borrowed security may rise, thereby increasing the price at which the security must be purchased. The risk of loss through a short sale or other short exposure may in some cases be theoretically unlimited. Government actions also may affect the Fund's ability to engage in short selling.

TEMPORARY DEFENSIVE INVESTMENT RISK—The Advisor generally does not attempt to take defensive positions in the Fund in declining markets. Therefore, the Fund may be subject to greater losses in a declining market than a fund that does take defensive positions in declining markets.

TRACKING ERROR RISK—The Advisor may not be able to cause the Fund's performance to correlate to that of the Fund's benchmark, either on a daily or aggregate basis. Factors such as Fund expenses, imperfect correlation between the Fund's investments and the Long Treasury Bond, rounding of share prices, regulatory policies, and high portfolio turnover rate all contribute to tracking error. Tracking error may cause the Fund's performance to be less than you expect.

TRADING HALT RISK—The Fund typically will hold futures contracts and short-term options. The major exchanges on which these contracts are traded, such as the Chicago Mercantile Exchange, have established limits on how much the trading price of a futures contract or option may decline over various time periods within a day, and may halt trading in a contract that exceeds such limits. If a trading halt occurs, the Fund may temporarily be unable to purchase or sell certain securities, futures contracts or options. Such a trading halt near the time the Fund prices its shares may limit the Fund's ability to fully invest its assets, which could increase tracking error and adversely affect performance, and may prevent the Fund from achieving its investment objective.

U.S. GOVERNMENT SECURITIES RISK—U.S. government securities may or may not be backed by the full faith and credit of the U.S. government. The value of U.S. government securities will fluctuate and such securities are subject to the risks associated with fixed-income and debt securities, particularly interest rate and credit risk.

PERFORMANCE INFORMATION

The following bar chart shows the performance of the shares of the Fund from year to year. The variability of performance over time provides an indication of the risks of investing in the Fund. The following table shows the performance of the shares of the Fund as an average over different periods of time in comparison to the performance of a broad-based market index. The figures in the bar chart and table assume the reinvestment of dividends and capital gains distributions. The performance information below does not reflect fees and expenses of any variable contract that may use the Fund as its underlying investment and would be lower if it did. Of course, this past performance (before taxes) does not necessarily indicate how the Fund will perform in the future.

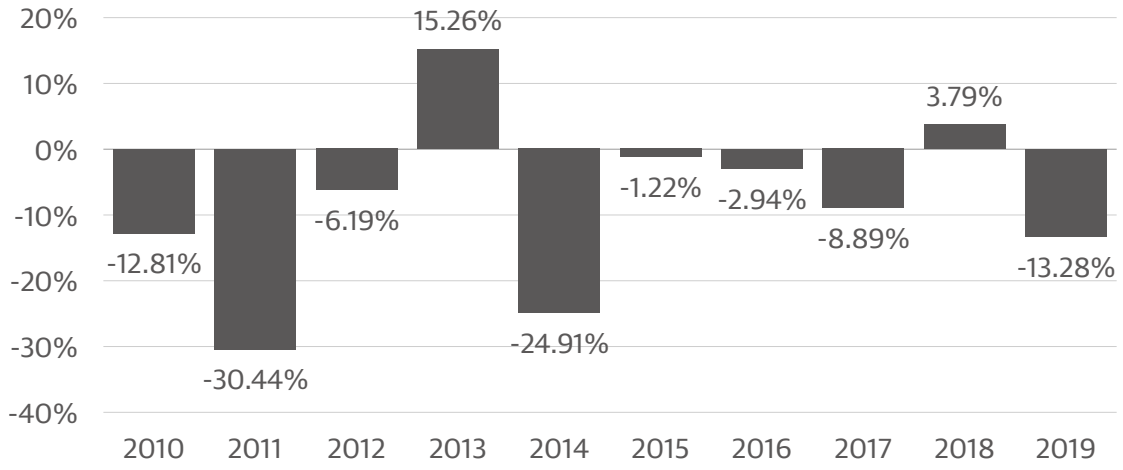

Highest Quarter Return
Q4 2016 15.80%

Lowest Quarter Return
Q3 2011 -25.87%

AVERAGE ANNUAL TOTAL RETURN

(for periods ended December 31, 2019)

	Past 1 Year	Past 5 Years	Past 10 Years
Inverse Government Long Bond Strategy Fund	-13.28%	-4.70%	-9.05%
Bloomberg Barclays U.S. Long Treasury Index *(reflects no deduction for fees, expenses or taxes)*	14.83%	4.13%	7.01%

MANAGEMENT

INVESTMENT ADVISOR

Security Investors, LLC, which operates under the name Guggenheim Investments, serves as the investment adviser of the Fund.

PORTFOLIO MANAGERS

- **Michael P. Byrum**, CFA, Senior Vice President. Mr. Byrum has been associated with the Advisor since 1993.
- **Ryan A. Harder,** CFA, Portfolio Manager. Mr. Harder has been associated with the Advisor since 2004.

PURCHASE AND SALE OF FUND SHARES

Shares of the Fund are purchased by insurance companies for their separate accounts to fund variable life insurance and variable annuity contracts. All orders for the purchase of shares are subject to acceptance or rejection by the Trust. All redemption requests will be processed and payment with respect thereto will be made within seven days after tender.

TAX INFORMATION

The tax consequences of your investment in the Fund depend on the provisions of the annuity or life insurance program through which you invest. For more information on taxes, please refer to the accompanying prospectus of the annuity or life insurance program through which Fund shares are offered.

HIGH YIELD STRATEGY FUND

INVESTMENT OBJECTIVE

The High Yield Strategy Fund (the "Fund") seeks to provide investment results that correlate, before fees and expenses, to the performance of the high yield bond market.

FEES AND EXPENSES OF THE FUND

This table describes the fees and expenses that you may pay if you buy and hold shares of the Fund. Owners of variable annuity and insurance contracts that invest in the Fund also should refer to the variable insurance contract prospectus for a description of fees and expenses that may be deducted at the separate account level or contract level for any charges that may be incurred under a contract. If the information below were to reflect the deduction of insurance charges, fees and expenses would be higher.

SHAREHOLDER FEES *(fees paid directly from your investment)*	N/A
ANNUAL FUND OPERATING EXPENSES *(expenses that you pay each year as a percentage of the value of your investment)*	
Management Fees	0.75%
Other Expenses*	0.97%
Acquired Fund Fees and Expenses	0.10%
Total Annual Fund Operating Expenses**	1.82%
Fee Waiver***	-0.07%
Total Annual Fund Operating Expenses After Fee Waiver**	1.75%

* "Other Expenses" does not include fees paid to the Fund's swap contract counterparties, or the management fees, performance fees, and expenses of the reference assets or trading vehicles underlying such swap contracts. These fees and expenses, which are not reflected in this Annual Fund Operating Expenses table, are embedded in the returns of the swap contracts (*i.e.*, the fees and expenses reduce the investment returns of the swap contracts) and represent an indirect cost of investing in the Fund.

** The Total Annual Fund Operating Expenses and Total Annual Fund Operating Expenses After Fee Waiver in this fee table may not correlate to the expense ratios in the Fund's financial highlights and financial statements because the financial highlights and financial statements reflect only the operating expenses of the Fund and do not include Acquired Fund Fees and Expenses, which are fees and expenses incurred indirectly by the Fund through its investments in certain underlying investment companies.

*** The Advisor has contractually agreed through May 1, 2021, to waive the amount of the Fund's management fee to the extent necessary to offset the proportionate share of any management fee paid by the Fund with respect to any Fund investment in an underlying fund for which the Advisor or any of its affiliates also serves as investment manager. The agreement may be terminated by the Advisor at the conclusion of any one-year term or by the Fund's Board of Trustees at any time, and when the Advisor ceases to serve as such.

EXAMPLE

This Example is intended to help you compare the cost of investing in the Fund with the cost of investing in other mutual funds. The Example does not reflect the fees and expenses which are, or may be, imposed under your variable insurance contract. If the Example were to reflect the deduction of such charges, the costs shown would be greater. The Example assumes that you invest $10,000 in the Fund for the time periods indicated and then redeem all of your shares at the end of those periods. The Example also assumes that your investment has a 5% return each year and that the Fund's operating expenses remain the same. Although your actual costs may be higher or lower, based on these assumptions your costs would be:

1 Year	3 Years	5 Years	10 Years
$178	$566	$979	$2,132

PORTFOLIO TURNOVER

The Fund pays transaction costs, such as commissions, when it buys and sells securities (or "turns over" its portfolio). A higher portfolio turnover rate may indicate higher transaction costs. These costs, which are not reflected in the Total Annual Fund Operating Expenses or the Example, affect the Fund's performance. During the most recent fiscal year, the Fund's portfolio turnover rate was 299% of the average value of its portfolio. The Fund's portfolio turnover rate is calculated without regard to cash instruments and most derivatives. If such instruments were included, the Fund's portfolio turnover rate might be significantly higher.

PRINCIPAL INVESTMENT STRATEGIES

The Fund seeks to gain exposure similar to the total return of the high yield bond market, as represented by U.S. and Canadian high yield bonds, by investing in fixed rate, non-investment grade debt through the use of credit default swaps, high yield securities, futures, total return swaps on exchange-traded funds ("ETFs"), and other financial instruments with economic characteristics comparable to those of the high yield bond market. Generally, high yield bonds, which also are commonly referred to as "junk bonds," are those bonds rated BB+ and lower by S&P Global Ratings or Ba1 and lower by Moody's Investors Service, Inc., but may include unrated bonds that the Advisor determines are of similar quality. The Advisor will consider the liquidity, transaction costs and relative value of available investments in seeking to meet the Fund's investment objective.

The Fund will primarily invest in credit default swaps,swaps on ETFs, and bond futures to gain exposure similar to the high yield bond market. Credit default swaps are instruments which allow for the full or partial transfer of third party credit risk, with respect to a particular entity or entities, from one counterparty to the other. The Fund will normally be a seller of credit protection (assuming credit risk) as it seeks to gain exposure to the high yield bond market, but also may buy credit protection from time to time in order to maintain the appropriate level of exposure to the high yield bond market, such as during times of heavy redemption activity. The Fund's investments in bond futures are expected to provide exposure to interest rate risk comparable to that experienced in the high yield bond market, and will complement the Fund's swaps investments exposure to produce investment exposure that in the aggregate is similar to that of the high yield bond market.

For cash management purposes, the Fund may invest in other fixed income securities and money market instruments. The Fund also may invest in other financial instruments including corporate notes, convertible debt securities, preferred securities and derivatives thereof, as well as other investment companies, consisting of ETFs, unit investment trusts, and closed-end funds, that invest primarily in high yield debt instruments. While the Fund anticipates investing in these instruments to seek to achieve its investment objective, the extent of the Fund's investment in these instruments may vary from day to day depending on a number of different factors, including price, availability, and general market conditions. Certain of the Fund's derivatives investments may be traded in the over-the-counter ("OTC") market.

Investments in derivative instruments, such as futures and swap agreements, have the economic effect of creating financial leverage in the Fund's portfolio because such investments may give rise to losses that exceed the amount the Fund has invested in those instruments. Financial leverage will magnify, sometimes significantly, the Fund's exposure to any increase or decrease in prices associated with a particular reference asset resulting in increased volatility in the value of the Fund's portfolio. The value of the Fund's portfolio is likely to experience greater volatility over short-term periods. While such financial leverage has the potential to produce greater gains, it also may result in greater losses, which in some cases may cause the Fund to liquidate other portfolio investments at a loss to comply with limits on leverage and asset segregation requirements imposed by the Investment Company Act of 1940 or to meet redemption requests. The Fund's use of derivatives and the leveraged investment exposure created by the use of derivatives are expected to be significant.

The Fund also may enter into repurchase agreements with counterparties that are deemed to present acceptable credit risks. In an effort to ensure that the Fund is fully invested on a day-to-day basis, the Fund may conduct any necessary trading activity at or just prior to the close of the U.S. financial markets. The Fund is non-diversified and, therefore, may invest a greater percentage of its assets in a particular issuer in comparison to a diversified fund.

Under normal circumstances, the Fund will invest at least 80% of its net assets, plus any borrowings for investment purposes, in financial instruments that in combination have economic characteristics similar to the U.S. and Canadian high yield bond markets and/or in high yield debt securities.

The Fund may invest a portion of its assets, and at times, a substantial portion of its assets, in other short-term fixed-income investment companies advised by the Advisor, or an affiliate of the Advisor, for various purposes, including for liquidity management purposes (*e.g.*, to increase yield on liquid investments used to collateralize derivatives positions) or when such investment companies present a more cost-effective investment option than direct investments in the underlying securities. Investments in these investment companies will significantly increase the portfolio's exposure to certain other asset categories, including: (i) a broad range of high yield, high risk debt securities rated below the top four long-term rating categories by a nationally recognized statistical rating organization or, if unrated, determined by the Advisor to be of comparable quality (also known as "junk bonds"); (ii) securities issued by the U.S. government or its agencies and instrumentalities; (iii) collateralized loan obligations ("CLOs"), other asset-backed securities (including mortgage-backed securities) and similarly structured debt investments; and (iv) other short-term fixed income securities. Such investments will expose the Fund to the risks of these asset categories and increases or decreases in the value of these investments may cause the Fund to deviate from its investment objective.

PRINCIPAL RISKS

As with all mutual funds, a shareholder is subject to the risk that his or her investment could lose money. In addition to this risk, the Fund is subject to the principal risks described below.

ASSET-BACKED AND MORTGAGE-BACKED SECURITIES RISK—Through its investments in other investment companies, the Fund may have exposure to asset-backed securities, including mortgage-backed securities and structured finance investments. Investors in these securities generally receive payments that are part interest and part return of principal. These payments may vary based on the rate at which the underlying borrowers pay off their loans. Some asset-backed securities, including mortgage-backed securities, may have structures that make their reaction to interest rates and other factors difficult to predict, making their prices very volatile and they are subject to liquidity risk. The terms of many structured finance investments and other instruments are tied to the London Interbank Offered Rate ("LIBOR"), which functions as a reference rate or benchmark. It is anticipated that LIBOR will be discontinued at the end of 2021, which may cause increased volatility and illiquidity in the markets for instruments with terms tied to LIBOR or other adverse consequences for these instruments. These events may adversely affect the Fund and its investments in such instruments.

CLO RISK—Through its investments in other investment companies, the Fund may have exposure to CLOs. A CLO is a trust typically collateralized by a pool of loans, which may include, among others, domestic and foreign senior secured loans, senior unsecured loans, and subordinate corporate loans, including loans that may be rated below investment grade or equivalent unrated loans. The cash flows from the trust are split into two or more portions, called tranches, varying in risk and yield. CLO tranches can experience substantial losses due to actual defaults, increased sensitivity to defaults due to collateral default and disappearance of protecting tranches, market anticipation of defaults, as well as aversion to CLO securities as a class. The risks of an investment in a CLO depend largely on the type of the collateral securities and the class of the CLO in which the Fund invests.

COUNTERPARTY CREDIT RISK—The Fund may invest in financial instruments involving counterparties that attempt to gain exposure to a particular group of securities, index or asset class without actually purchasing those securities or investments, or to hedge a position. The Fund's use of such financial instruments, including swap agreements, involves risks that are different from those associated with ordinary portfolio securities transactions. For example, the Fund is exposed to the risk that the counterparty may be unwilling or unable to make timely payments to meet its contractual obligations or may fail to return holdings that are subject to the agreement with the counterparty. If the counterparty becomes bankrupt or defaults on its payment obligations to the Fund, the Fund may not receive the full amount that it is entitled to receive. If this occurs, the value of your shares in the Fund will decrease.

CREDIT RISK—The Fund could lose money if the debt securities or other instruments in which it invests decline in price, or the issuer or guarantor of such instrument fails to pay interest or principal when due because the issuer or guarantor of the instrument experiences an actual or perceived decline in its financial status. Generally, credit risk is increased when a portfolio security is downgraded or the perceived creditworthiness of the issuer or guarantor deteriorates, though the effect of any credit rating downgrade can be uncertain. To the extent the Fund invests in below investment grade instruments, it will be exposed to a greater amount of credit risk than a fund which only invests in investment grade securities. In addition, to the extent the Fund uses credit derivatives, such use will expose it to additional risk in the event that the bonds underlying the derivatives default. The degree of credit risk depends on the issuer's or guarantor's financial condition and on the terms of the instruments.

CURRENCY RISK—Direct and indirect exposure to foreign currencies subjects the Fund to the risk that those currencies will decline in value relative to the U.S. dollar or, in the case of short positions, that the U.S. dollar will decline in value relative to the currency being hedged. Currency exchange rates in foreign countries may fluctuate significantly over short periods of time for a number of reasons, including changes in interest rates, the imposition of currency controls, or other political, economic and social developments in the U.S. or abroad. In particular, the Fund may have direct and indirect exposure to foreign currencies and also may incur transaction costs in connection with conversions between those currencies.

DERIVATIVES RISK—The Fund's investments in derivatives may pose risks in addition to and greater than those associated with investing directly in securities or other investments, including risks relating to leverage, imperfect correlations with underlying investments or the Fund's other portfolio holdings, high price volatility, lack of availability, counterparty credit, liquidity, valuation and legal restrictions. Their use is a highly specialized activity that involves investment techniques and risks different from those associated with ordinary portfolio securities transactions. If the Advisor is incorrect about its expectations of market conditions, the use of derivatives could also result in a loss, which in some cases may be unlimited. Certain risks are specific to the derivatives in which the Fund invests.

SWAP AGREEMENTS RISK—Swap agreements are contracts among the Fund and a counterparty to exchange the return of the pre-determined underlying investment (such as the rate of return of the underlying index). Swap agreements may be negotiated bilaterally and traded OTC between two parties or, in some instances, must be transacted through a futures commission merchant and cleared through a clearinghouse that serves as a central counterparty. Risks associated with the use of swap agreements are different from those associated with ordinary portfolio securities transactions, due in part to the fact they could be considered illiquid and many swaps trade on the OTC market. Swaps are particularly subject to counterparty credit, correlation, valuation, liquidity and leveraging risks. Certain standardized swaps are subject to mandatory central clearing. Central clearing is expected to reduce counterparty credit risk and increase liquidity, but central clearing does not make swap transactions risk-free.

CREDIT DEFAULT SWAP RISK—The Fund's investments in credit default swaps may subject the Fund to greater risks than if the Fund were to invest directly in high yield bonds. When investing in credit default swaps, the Fund is exposed to the credit risk of both the counterparty to the credit default swap and the issuer of the underlying reference obligation. The Fund could realize a loss on its investment if it does not correctly evaluate the creditworthiness of the issuer of the bond or other reference obligation on which the credit default swap is based, as well as the continued creditworthiness of the counterparty. Investments in credit default swaps also are subject to liquidity risk.

FUTURES CONTRACTS RISK—Futures contracts are typically exchange-traded contracts that call for the future delivery of an asset at a certain price and date, or cash settlement of the terms of the contract. Risks of futures contracts may be caused by an imperfect correlation between movements in the price of the instruments and the price of the underlying securities. In addition, there is the risk that the Fund may not be able to enter into a closing transaction because of an illiquid market. Exchanges can limit the number of positions that can be held or controlled by the Fund or the Advisor, thus limiting the ability to implement the Fund's strategies. Futures markets are highly volatile and the use of futures may increase the volatility of the Fund's net asset value ("NAV"). Futures also are subject to leverage risks and to liquidity risk.

EARLY CLOSING RISK—The Fund is subject to the risk that unanticipated early closings of securities exchanges and other financial markets may result in the Fund's inability to buy or sell securities or other financial instruments on that day and may cause the Fund to incur substantial trading losses.

FOREIGN ISSUER EXPOSURE RISK—The Fund may invest in securities of foreign companies directly, or in financial instruments that are indirectly linked to the performance of foreign issuers. The Fund's exposure to foreign issuers and investments in foreign securities, if any, are subject to additional risks in comparison to U.S. securities and U.S. issuers, including currency fluctuations, adverse political and economic developments, unreliable or untimely information, less liquidity, limited legal recourse and higher transactional costs.

HIGH YIELD AND UNRATED SECURITIES RISK—The Fund's exposure to higher yielding, below investment grade and unrated high risk debt securities (commonly known as "junk bonds") may present additional risk because these

securities may be less liquid and present greater credit risk than investment grade bonds. The price of high yield securities tends to be subject to greater volatility due to issuer-specific operating results and outlook and to real or perceived adverse economic and competitive industry conditions. This exposure may be obtained through investments in other investment companies.

INTEREST RATE RISK—The market value of fixed income investments and related financial instruments will change in response to interest rate changes. During periods of falling interest rates, the values of fixed income securities generally rise. Conversely, during periods of rising interest rates, the values of such securities generally decline. Securities with greater interest rate sensitivity and longer maturities generally are subject to greater fluctuations in value. The Fund may invest in variable and floating rate securities. Although these instruments are generally less sensitive to interest rate changes than fixed rate instruments, the value of floating rate and variable securities may decline if their interest rates do not rise as quickly, or as much, as general interest rates. Changes in government or central bank policy, including changes in tax policy or changes in a central bank's implementation of specific policy goals, may have a substantial impact on interest rates, and could have an adverse effect on prices for fixed income securities and on the performance of the Fund. In particular, interest rates in the U.S. are at or near historically low levels and as a result, fixed income securities markets may experience heightened levels of interest rate risk. Any unexpected or sudden reversal of the fiscal policy underlying current interest rate levels could adversely affect the value of the Fund. There can be no guarantee that any particular government or central bank policy will be continued, discontinued or changed, nor that any such policy will have the desired effect on interest rates.

INVESTMENT IN INVESTMENT VEHICLES RISK—Investing in other investment vehicles, including ETFs, closed-end funds, affiliated short-term fixed income funds and other mutual funds, subjects the Fund to those risks affecting the investment vehicle, including the possibility that the value of the underlying securities held by the investment vehicle could decrease or the portfolio becomes illiquid. Moreover, the Fund and its shareholders will incur its pro rata share of the underlying vehicles' expenses, which will reduce the Fund's performance. In addition, investments in an ETF are subject to, among other risks, the risk that the ETF's shares may trade at a discount or premium relative to the NAV of the shares and the listing exchange may halt trading of the ETF's shares.

INVESTMENT IN LOANS RISK—Investing in loans involves special types of risks, including credit risk, interest rate risk, counterparty risk and prepayment risk. Loans may offer a fixed or floating interest rate. Loans are often generally below investment grade and may be unrated. Loans may be difficult to value and some can be subject to liquidity risk.

ISSUER SPECIFIC RISK —The value of a security may increase or decrease for a number of reasons which directly relate to the issuer. For example, the perceived poor management performance, financial leverage or reduced demand of an issuer's goods or services may contribute to a decrease in the value of a security. A decrease in the value of the securities, held by the Fund, of an issuer or guarantor of a debt instrument may cause the value of your investment in the Fund to decrease.

LEVERAGING RISK—The Fund's investment in derivative instruments generally requires a small investment relative to the amount of investment exposure assumed. As a result, such investments may give rise to losses that exceed the amount invested in those instruments. The cost of investing in such instruments generally increases as interest rates increase, which will lower the Fund's return.

LIQUIDITY AND VALUATION RISK—In certain circumstances, it may be difficult for the Fund to purchase and sell a particular investment within a reasonable time at a fair price, or the price at which it has been valued by the Advisor for purposes of the Fund's NAV, causing the Fund to be less liquid. While the Fund intends to invest in liquid securities and financial instruments, under certain market conditions, such as when trading in a particular investment has been halted temporarily by an exchange because the maximum price change of that investment has been realized, it may be difficult or impossible for the Fund to liquidate such investments. In addition, the ability of the Fund to assign an accurate daily value to certain investments may be difficult, and the Advisor may be required to fair value the investments.

MARKET RISK—The market value of the securities and derivatives held by the Fund may fluctuate over time in response to factors affecting individual companies or other factors such as changing economic, political or financial markets.

NON-DIVERSIFICATION RISK—The Fund is considered non-diversified and can invest a greater portion of its assets in securities of individual issuers than a diversified fund. As a result, changes in the market value of a single issuer's securities could cause greater fluctuations in the value of Fund shares than would occur in a diversified fund.

OTC TRADING RISK—Certain of the derivatives in which the Fund may invest may be traded (and privately negotiated) in the OTC market. While the OTC derivatives market is the primary trading venue for many derivatives, it is largely unregulated and provides for less transparency than a national securities or commodities exchange. As a result and similar to other privately negotiated contracts, the Fund is subject to counterparty credit risk with respect to such derivatives contracts.

PORTFOLIO TURNOVER RISK—The Fund's strategy may frequently involve buying and selling portfolio securities, which may lead to increased costs to the Fund. Portfolio turnover risk may cause the Fund's performance to be less than you expect.

PREPAYMENT AND EXTENSION RISK—Prepayment risk is the risk that the principal on mortgage-backed securities, other asset-backed securities or any debt security with an embedded call option may be prepaid at any time, which could reduce the security's yield and market value. In the case of prepayment risk, if the investment is converted, prepaid or redeemed before maturity, the portfolio manager may not be able to invest the proceeds in other investments providing as high a level of income, resulting in a reduced yield to the Fund. The rate of prepayments tends to increase as interest rates fall, which could cause the average maturity of the portfolio to shorten. Conversely, extension risk is the risk that an unexpected rise in interest rates will extend the life of a mortgage- or asset-backed security beyond the prepayment time. If the Fund's investments are locked in at a lower interest rate for a longer period of time, the portfolio manager may be unable to capitalize on securities with higher interest rates or wider spreads.

REGULATORY AND LEGAL RISK—U.S. and non-U.S. governmental agencies and other regulators regularly implement additional regulations and legislators pass new laws that affect the investments held by the Fund, the strategies used by the Fund or the level of regulation or taxation applying to the Fund (such as regulations related to investments in derivatives and other transactions). These regulations and laws impact the investment strategies, performance, costs and operations of the Fund or taxation of shareholders.

REPURCHASE AGREEMENT RISK—The Fund's investment in repurchase agreements may be subject to market and credit risk with respect to the collateral securing the repurchase agreements. Investments in repurchase agreements also may be subject to the risk that the market value of the underlying obligations may decline prior to the expiration of the repurchase agreement term.

SHAREHOLDER TRADING RISK—The Fund may be used as a tool for certain investors that employ trading strategies involving frequent trading. Such trading strategies may lead to increased portfolio turnover in the Fund and higher transaction costs. Large movements of assets into and out of the Fund due to active or frequent trading also may adversely affect the Fund's ability to achieve its investment objective.

TRADING HALT RISK—The Fund typically will hold futures contracts and short-term options. The major exchanges on which these contracts are traded, such as the Chicago Mercantile Exchange, have established limits on how much the trading price of a futures contract or option may decline over various time periods within a day, and may halt trading in a contract that exceeds such limits. If a trading halt occurs, the Fund may temporarily be unable to purchase or sell certain securities, futures contracts or options. Such a trading halt near the time the Fund prices its shares may limit the Fund's ability to use leverage and fully invest its assets, which could adversely affect performance, and may prevent the Fund from achieving its investment objective.

U.S. GOVERNMENT SECURITIES RISK—U.S. government securities may or may not be backed by the full faith and credit of the U.S. government. The value of U.S. government securities will fluctuate and such securities are subject to the risks associated with fixed-income and debt securities, particularly interest rate and credit risk.

PERFORMANCE INFORMATION

The following bar chart shows the performance of the shares of the Fund from year to year. The variability of performance over time provides an indication of the risks of investing in the Fund. The following table shows the performance of the shares of the Fund as an average over different periods of time in comparison to the performance

of a broad-based market index. The figures in the bar chart and table assume the reinvestment of dividends and capital gains distributions. The performance information below does not reflect fees and expenses of any variable contract that may use the Fund as its underlying investment and would be lower if it did. Of course, this past performance (before taxes) does not necessarily indicate how the Fund will perform in the future.

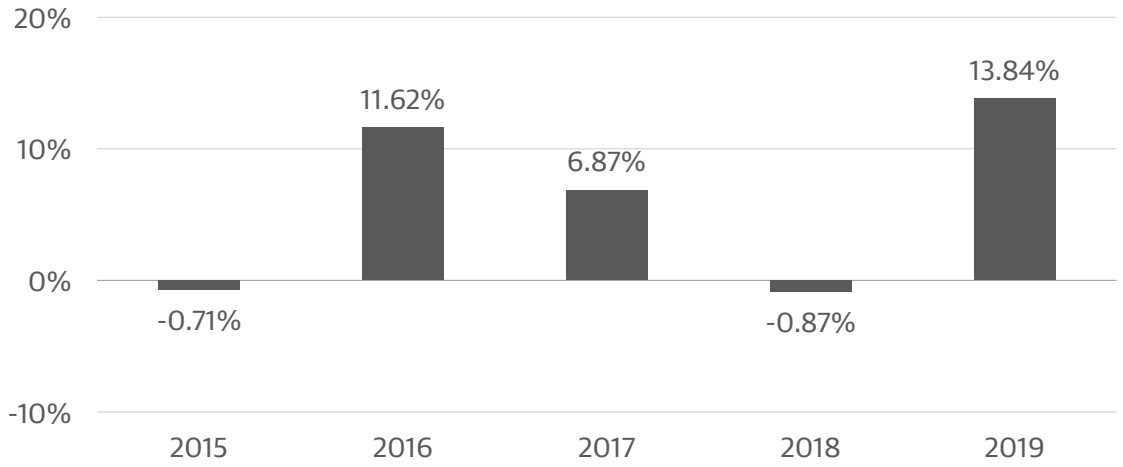

Highest Quarter Return
Q1 2019 6.26%

Lowest Quarter Return
Q4 2018 -2.35%

AVERAGE ANNUAL TOTAL RETURN
(for periods ended December 31, 2019)

	Past 1 Year	Past 5 Years	Since Inception (10/15/2014)
High Yield Strategy Fund	13.84%	5.97%	6.02%
Bloomberg Barclays U.S. Corporate High Yield Index *(reflects no deduction for fees, expenses or taxes)*	14.32%	6.13%	5.89%

MANAGEMENT

INVESTMENT ADVISOR

Security Investors, LLC, which operates under the name Guggenheim Investments, serves as the investment adviser of the Fund.

PORTFOLIO MANAGERS

- **Michael P. Byrum**, CFA, Senior Vice President. Mr. Byrum has been associated with the Advisor since 1993.
- **Ryan A. Harder,** CFA, Portfolio Manager. Mr. Harder has been associated with the Advisor since 2004.

PURCHASE AND SALE OF FUND SHARES

Shares of the Fund are purchased by insurance companies for their separate accounts to fund variable life insurance and variable annuity contracts. All orders for the purchase of shares are subject to acceptance or rejection by the Trust. All redemption requests will be processed and payment with respect thereto will be made within seven days after tender.

TAX INFORMATION

The tax consequences of your investment in the Fund depend on the provisions of the annuity or life insurance program through which you invest. For more information on taxes, please refer to the accompanying prospectus of the annuity or life insurance program through which Fund shares are offered.

IMPORTANT INFORMATION ABOUT THE FUND

The Inverse High Yield Strategy Fund (the "Fund") is very different from most other mutual funds in that it seeks to provide investment results that correlate to the inverse of the performance of the high yield bond market, a result opposite of most mutual funds. The Fund may be riskier than alternatives that do not rely on the use of derivatives to achieve their investment objectives.

Because the Fund seeks daily inverse investment results, the return of the Fund for a period of longer than a single trading day will be the result of each day's compounded returns over the period, which will very likely differ from the inverse of the return of the high yield bond market for that period. As a consequence, especially in periods of market volatility, the path or trend of the high yield bond market during the longer period may be at least as important to the Fund's return for the longer period as the cumulative return of the high yield bond market for the relevant longer period. Further, the return for investors who invest for a period longer than a single trading day will not be the product of the return of the Fund's stated investment goal (*i.e.*, -1x) and the cumulative performance of the high yield bond market.

The Fund is not suitable for all investors. The Fund should be utilized only by investors who (a) understand the risks of shorting and (b) intend to actively monitor and manage their investments. Investors who do not meet these criteria should not buy shares of the Fund. An investment in the Fund is not a complete investment program.

INVESTMENT OBJECTIVE

The Fund seeks to provide investment results that inversely correlate, before fees and expenses, to the performance of the high yield bond market.

FEES AND EXPENSES OF THE FUND

This table describes the fees and expenses that you may pay if you buy and hold shares of the Fund. Owners of variable annuity and insurance contracts that invest in the Fund also should refer to the variable insurance contract prospectus for a description of fees and expenses that may be deducted at the separate account level or contract level for any charges that may be incurred under a contract. If the information below were to reflect the deduction of insurance charges, fees and expenses would be higher.

SHAREHOLDER FEES *(fees paid directly from your investment)*	N/A
ANNUAL FUND OPERATING EXPENSES *(expenses that you pay each year as a percentage of the value of your investment)*	
Management Fees	0.75%
Other Expenses*	0.87%
Total Annual Fund Operating Expenses	1.62%

* "Other Expenses" is based on estimated amounts for the current fiscal year and does not include fees paid to the Fund's swap contract counterparties, or the management fees, performance fees, and expenses of the reference assets or trading vehicles underlying such swap contracts. These fees and expenses, which are not reflected in this Annual Fund Operating Expenses table, are embedded in the returns of the swap contracts (*i.e.*, the fees and expenses reduce the investment returns of the swap contracts) and represent an indirect cost of investing in the Fund.

EXAMPLE

This Example is intended to help you compare the cost of investing in the Fund with the cost of investing in other mutual funds. The Example does not reflect the fees and expenses which are, or may be, imposed under your variable insurance contract. If the Example were to reflect the deduction of such charges, the costs shown would be greater. The Example assumes that you invest $10,000 in the Fund for the time periods indicated and then redeem all of your shares at the end of those periods. The Example also assumes that your investment has a 5% return each year and that the Fund's operating expenses remain the same. Although your actual costs may be higher or lower, based on these assumptions your costs would be:

1 Year	3 Years
$165	$511

PORTFOLIO TURNOVER

The Fund pays transaction costs, such as commissions, when it buys and sells securities (or "turns over" its portfolio). A higher portfolio turnover rate may indicate higher transaction costs. These costs, which are not reflected in the Total Annual Fund Operating Expenses or the Example, affect the Fund's performance. Since the Fund had not yet commenced operations as of the most recent fiscal year end, there is no portfolio turnover rate to report.

PRINCIPAL INVESTMENT STRATEGIES

The Fund seeks to gain inverse exposure to the performance of the high yield bond market by investing in credit default swaps, futures, total return swaps on exchange-traded funds ("ETFs"), and other financial instruments with economic characteristics opposite to those of the high yield bond market as represented by U.S. and Canadian high yield bonds. Generally, high yield bonds, which also are commonly referred to as "junk bonds," are those bonds rated BB+ and lower by S&P Global Ratings or Ba1 and lower by Moody's Investors Service, Inc., but may include unrated bonds that the Advisor determines are of similar quality. The Advisor will consider the liquidity, transaction costs and relative value of available investments in seeking to meet the Fund's objective.

The Fund will primarily invest in credit default swaps, swaps on ETFs, and bond futures to gain inverse exposure to the high yield bond market. Credit default swaps are instruments which allow for the full or partial transfer of third party credit risk, with respect to a particular entity or entities, from one counterparty to the other. The Fund will normally be a buyer of credit protection as it seeks to gain inverse exposure to the high yield bond market, but also may buy credit protection from time to time in order to maintain the appropriate level of exposure to the high yield bond market, such as during times of heavy redemption activity. The Fund will invest in bond futures to obtain exposure to interest rate risk comparable to that experienced in the high yield bond market, and will complement the Fund's swap investments exposure to produce inverse investment exposure to the high yield bond market.

For cash management purposes, the Fund may invest in other fixed income securities and money market instruments. The Fund also may invest in other financial instruments including corporate notes, convertible debt securities, preferred securities and derivatives thereof, as well as other investment companies, consisting of ETFs, unit investment trusts, and closed-end funds, that provide inverse exposure to the high yield debt market. While the Fund anticipates investing in these instruments to seek to achieve its investment objective, the extent of the Fund's investment in these instruments may vary from day to day depending on a number of different factors, including price, availability, and general market conditions. Certain of the Fund's derivatives investments may be traded in the over-the-counter ("OTC") market.

Investments in derivative instruments, such as futures and swap agreements, have the economic effect of creating financial leverage in the Fund's portfolio because such investments may give rise to losses that exceed the amount the Fund has invested in those instruments. Financial leverage will magnify, sometimes significantly, the Fund's exposure to any increase or decrease in prices associated with a particular reference asset resulting in increased volatility in the value of the Fund's portfolio. The value of the Fund's portfolio is likely to experience greater volatility over short-term periods. While such financial leverage has the potential to produce greater gains, it also may result in greater losses, which in some cases may cause the Fund to liquidate other portfolio investments at a loss to comply with limits on leverage and asset segregation requirements imposed by the Investment Company Act of 1940 or to meet redemption requests. The Fund's use of derivatives and the leveraged investment exposure created by the use of derivatives are expected to be significant.

The Fund also may enter into repurchase agreements with counterparties that are deemed to present acceptable credit risks. In an effort to ensure that the Fund is fully invested on a day-to-day basis, the Fund may conduct any necessary trading activity at or just prior to the close of the U.S. financial markets. The Fund is non-diversified and, therefore, may invest a greater percentage of its assets in a particular issuer in comparison to a diversified fund.

Under normal circumstances, the Fund will invest at least 80% of its net assets, plus any borrowings for investment purposes, in financial instruments that in combination should provide inverse exposure to the U.S. and Canadian high yield bond markets.

PRINCIPAL RISKS

As with all mutual funds, a shareholder is subject to the risk that his or her investment could lose money. In addition to this risk, the Fund is subject to the principal risks described below.

CORRELATION AND COMPOUNDING RISK—A number of factors may affect the Fund's ability to achieve a high degree of correlation with its benchmark, and there can be no guarantee that the Fund will achieve a high degree of correlation. Failure to achieve a high degree of correlation may prevent the Fund from achieving its investment objective. The risk of the Fund not achieving its investment objective will be more acute when the high yield bond market experiences extreme volatility. **In addition, as a result of compounding, the Fund's performance is likely to be either greater than or less than the inverse performance of the high yield bond market, before accounting for fees and Fund expenses.**

COUNTERPARTY CREDIT RISK—The Fund may invest in financial instruments involving counterparties that attempt to gain exposure to a particular group of securities, index or asset class without actually purchasing those securities or investments, or to hedge a position. The Fund's use of such financial instruments, including swap agreements, involves risks that are different from those associated with ordinary portfolio securities transactions. For example, the Fund is exposed to the risk that the counterparty may be unwilling or unable to make timely payments to meet its contractual obligations or may fail to return holdings that are subject to the agreement with the counterparty. If the counterparty becomes bankrupt or defaults on its payment obligations to the Fund, the Fund may not receive the full amount that it is entitled to receive. If this occurs, the value of your shares in the Fund will decrease.

CURRENCY RISK—Direct and indirect exposure to foreign currencies subjects the Fund to the risk that those currencies will decline in value relative to the U.S. dollar or, in the case of short positions, that the U.S. dollar will decline in value relative to the currency being hedged. Currency exchange rates in foreign countries may fluctuate significantly over short periods of time for a number of reasons, including changes in interest rates, the imposition of currency controls, or other political, economic and social developments in the U.S. or abroad. In particular, the Fund may have direct and indirect exposure to foreign currencies and also may incur transaction costs in connection with conversions between those currencies.

DERIVATIVES RISK—The Fund's investments in derivatives may pose risks in addition to and greater than those associated with investing directly in securities or other investments, including risks relating to leverage, imperfect correlations with underlying investments or the Fund's other portfolio holdings, high price volatility, lack of availability, counterparty credit, liquidity, valuation and legal restrictions. Their use is a highly specialized activity that involves investment techniques and risks different from those associated with ordinary portfolio securities transactions. If the Advisor is incorrect about its expectations of market conditions, the use of derivatives could also result in a loss, which in some cases may be unlimited. Certain risks are specific to the derivatives in which the Fund invests.

> **SWAP AGREEMENTS RISK**—Swap agreements are contracts among the Fund and a counterparty to exchange the return of the pre-determined underlying investment (such as the rate of return of the underlying index). Swap agreements may be negotiated bilaterally and traded OTC between two parties or, in some instances, must be transacted through a futures commission merchant and cleared through a clearinghouse that serves as a central counterparty. Risks associated with the use of swap agreements are different from those associated with ordinary portfolio securities transactions, due in part to the fact they could be considered illiquid and many swaps trade on the OTC market. Swaps are particularly subject to counterparty credit, correlation, valuation, liquidity and leveraging risks. Certain standardized swaps are subject to mandatory central clearing. Central clearing is expected to reduce counterparty credit risk and increase liquidity, but central clearing does not make swap transactions risk-free.
>
> **CREDIT DEFAULT SWAP RISK**—The Fund's investments in credit default swaps may subject the Fund to greater risks than if the Fund were to invest directly in high yield bonds. When investing in credit default swaps, the Fund is exposed to the credit risk of both the counterparty to the credit default swap and the issuer of the underlying reference obligation. The Fund could realize a loss on its investment if it does not correctly evaluate the creditworthiness of the issuer of the bond or other reference obligation on which the credit default swap is based, as well as the continued creditworthiness of the counterparty. Investments in credit default swaps also are subject to liquidity risk.

FUTURES CONTRACTS RISK—Futures contracts are typically exchange-traded contracts that call for the future delivery of an asset at a certain price and date, or cash settlement of the terms of the contract. Risks of futures contracts may be caused by an imperfect correlation between movements in the price of the instruments and the price of the underlying securities. In addition, there is the risk that the Fund may not be able to enter into a closing transaction because of an illiquid market. Exchanges can limit the number of positions that can be held or controlled by the Fund or the Advisor, thus limiting the ability to implement the Fund's strategies. Futures markets are highly volatile and the use of futures may increase the volatility of the Fund's net asset value ("NAV"). Futures also are subject to leverage risks and to liquidity risk.

EARLY CLOSING RISK—The Fund is subject to the risk that unanticipated early closings of securities exchanges and other financial markets may result in the Fund's inability to buy or sell securities or other financial instruments on that day and may cause the Fund to incur substantial trading losses.

FOREIGN ISSUER EXPOSURE RISK—The Fund may invest in securities of foreign companies directly, or in financial instruments that are indirectly linked to the performance of foreign issuers. The Fund's investments in foreign securities and foreign issuers are subject to additional risks in comparison to U.S. securities and U.S. issuers, including currency fluctuations, adverse political and economic developments, unreliable or untimely information, less liquidity, limited legal recourse and higher transactional costs.

HIGH YIELD AND UNRATED SECURITIES RISK—The Fund's exposure to higher yielding, below investment grade and unrated high risk debt securities (commonly known as "junk bonds") may present additional risk because these securities may be less liquid and present greater credit risk than investment grade bonds. The price of high yield securities tends to be subject to greater volatility due to issuer-specific operating results and outlook and to real or perceived adverse economic and competitive industry conditions. This exposure may be obtained through investments in other investment companies.

INTEREST RATE RISK—The market value of fixed income investments and related financial instruments will change in response to interest rate changes. During periods of falling interest rates, the values of fixed income securities generally rise. Conversely, during periods of rising interest rates, the values of such securities generally decline. Securities with greater interest rate sensitivity and longer maturities generally are subject to greater fluctuations in value. The Fund may invest in variable and floating rate securities. Although these instruments are generally less sensitive to interest rate changes than fixed rate instruments, the value of floating rate and variable securities may decline if their interest rates do not rise as quickly, or as much, as general interest rates. Changes in government or central bank policy, including changes in tax policy or changes in a central bank's implementation of specific policy goals, may have a substantial impact on interest rates, and could have an adverse effect on prices for fixed income securities and on the performance of the Fund. In particular, interest rates in the U.S. are at or near historically low levels and as a result, fixed income securities markets may experience heightened levels of interest rate risk. Any unexpected or sudden reversal of the fiscal policy underlying current interest rate levels could adversely affect the value of the Fund. There can be no guarantee that any particular government or central bank policy will be continued, discontinued or changed, nor that any such policy will have the desired effect on interest rates.

INVESTMENT IN INVESTMENT VEHICLES RISK—Investing in other investment vehicles, including ETFs, closed-end funds and other mutual funds, subjects the Fund to those risks affecting the investment vehicle, including the possibility that the value of the underlying securities held by the investment vehicle could decrease or the portfolio becomes illiquid. Moreover, the Fund and its shareholders will incur its pro rata share of the underlying vehicles' expenses, which will reduce the Fund's performance. In addition, investments in an ETF are subject to, among other risks, the risk that the ETF's shares may trade at a discount or premium relative to the NAV of the shares and the listing exchange may halt trading of the ETF's shares.

ISSUER SPECIFIC RISK—The value of a security may increase or decrease for a number of reasons which directly relate to the issuer. For example, the perceived poor management performance, financial leverage or reduced demand of an issuer's goods or services may contribute to a decrease in the value of a security. A decrease in the value of the securities, held by the Fund, of an issuer or guarantor of a debt instrument may cause the value of your investment in the Fund to decrease.

LEVERAGING RISK—The Fund's investment in derivative instruments generally requires a small investment relative to the amount of investment exposure assumed. As a result, such investments may give rise to losses that exceed

the amount invested in those instruments. The cost of investing in such instruments generally increases as interest rates increase, which will lower the Fund's return.

LIQUIDITY AND VALUATION RISK—In certain circumstances, it may be difficult for the Fund to purchase and sell a particular investment within a reasonable time at a fair price, or the price at which it has been valued by the Advisor for purposes of the Fund's NAV, causing the Fund to be less liquid. While the Fund intends to invest in liquid securities and financial instruments, under certain market conditions, such as when trading in a particular investment has been halted temporarily by an exchange because the maximum price change of that investment has been realized, it may be difficult or impossible for the Fund to liquidate such investments. In addition, the ability of the Fund to assign an accurate daily value to certain investments may be difficult, and the Advisor may be required to fair value the investments.

MARKET RISK—The market value of the securities and derivatives held by the Fund may fluctuate over time in response to factors affecting individual companies or other factors such as changing economic, political or financial markets.

NON-DIVERSIFICATION RISK—The Fund is considered non-diversified and can invest a greater portion of its assets in securities of individual issuers than a diversified fund. As a result, changes in the market value of a single issuer's securities could cause greater fluctuations in the value of Fund shares than would occur in a diversified fund.

OTC TRADING RISK—Certain of the derivatives in which the Fund may invest may be traded (and privately negotiated) in the OTC market. While the OTC derivatives market is the primary trading venue for many derivatives, it is largely unregulated and provides for less transparency than a national securities or commodities exchange. As a result and similar to other privately negotiated contracts, the Fund is subject to counterparty credit risk with respect to such derivatives contracts.

PORTFOLIO TURNOVER RISK—The Fund's strategy may frequently involve buying and selling portfolio securities, which may lead to increased costs to the Fund. Portfolio turnover risk may cause the Fund's performance to be less than you expect.

PREPAYMENT AND EXTENSION RISK—Prepayment risk is the risk that the principal on mortgage-backed securities, other asset-backed securities or any debt security with an embedded call option may be prepaid at any time, which could reduce the security's yield and market value. In the case of prepayment risk, if the investment is converted, prepaid or redeemed before maturity, the portfolio manager may not be able to invest the proceeds in other investments providing as high a level of income, resulting in a reduced yield to the Fund. The rate of prepayments tends to increase as interest rates fall, which could cause the average maturity of the portfolio to shorten. Conversely, extension risk is the risk that an unexpected rise in interest rates will extend the life of a mortgage- or asset-backed security beyond the prepayment time. If the Fund's investments are locked in at a lower interest rate for a longer period of time, the portfolio manager may be unable to capitalize on securities with higher interest rates or wider spreads.

REGULATORY AND LEGAL RISK—U.S. and non-U.S. governmental agencies and other regulators regularly implement additional regulations and legislators pass new laws that affect the investments held by the Fund, the strategies used by the Fund or the level of regulation or taxation applying to the Fund (such as regulations related to investments in derivatives and other transactions). These regulations and laws impact the investment strategies, performance, costs and operations of the Fund or taxation of shareholders.

REPURCHASE AGREEMENT RISK—The Fund's investment in repurchase agreements may be subject to market and credit risk with respect to the collateral securing the repurchase agreements. Investments in repurchase agreements also may be subject to the risk that the market value of the underlying obligations may decline prior to the expiration of the repurchase agreement term.

SHAREHOLDER TRADING RISK—The Fund may be used as a tool for certain investors that employ trading strategies involving frequent trading. Such trading strategies may lead to increased portfolio turnover in the Fund and higher transaction costs. Large movements of assets into and out of the Fund due to active or frequent trading also may adversely affect the Fund's ability to achieve its investment objective.

SHORT SALES AND SHORT EXPOSURE RISK—Short selling a security involves selling a borrowed security with the expectation that the value of that security will decline, so that the security may be purchased at a lower price when returning the borrowed security. A short exposure through a derivative exposes the Fund to counterparty credit risk and leverage risk. The risk for loss on a short sale or other short exposure is greater than a direct investment in the security itself because the price of the borrowed security may rise, thereby increasing the price at which the security must be purchased. The risk of loss through a short sale or other short exposure may in some cases be theoretically unlimited. Government actions also may affect the Fund's ability to engage in short selling.

TRADING HALT RISK—The Fund typically will hold futures contracts and short-term options. The major exchanges on which these contracts are traded, such as the Chicago Mercantile Exchange, have established limits on how much the trading price of a futures contract or option may decline over various time periods within a day, and may halt trading in a contract that exceeds such limits. If a trading halt occurs, the Fund may temporarily be unable to purchase or sell certain securities, futures contracts or options. Such a trading halt near the time the Fund prices its shares may limit the Fund's ability to use leverage and fully invest its assets, which could adversely affect performance, and may prevent the Fund from achieving its investment objective.

U.S. GOVERNMENT SECURITIES RISK—U.S. government securities may or may not be backed by the full faith and credit of the U.S. government. The value of U.S. government securities will fluctuate and such securities are subject to the risks associated with fixed-income and debt securities, particularly interest rate and credit risk.

PERFORMANCE INFORMATION

A comparison of the Fund's performance with that of a broad measure of market performance may give some indication of the risks of an investment in the Fund; however, the Fund has not yet commenced operations and, therefore, does not have any performance history. Of course, once the Fund has performance, this past performance (before and after taxes) does not necessarily indicate how the Fund will perform in the future.

MANAGEMENT

INVESTMENT ADVISOR

Security Investors, LLC, which operates under the name Guggenheim Investments, serves as the investment adviser of the Fund.

PORTFOLIO MANAGERS

- **Michael P. Byrum**, CFA, Senior Vice President. Mr. Byrum has been associated with the Advisor since 1993.
- **Ryan A. Harder,** CFA, Portfolio Manager. Mr. Harder has been associated with the Advisor since 2004.

PURCHASE AND SALE OF FUND SHARES

Shares of the Fund are purchased by insurance companies for their separate accounts to fund variable life insurance and variable annuity contracts. All orders for the purchase of shares are subject to acceptance or rejection by the Trust. All redemption requests will be processed and payment with respect thereto will be made within seven days after tender.

TAX INFORMATION

The tax consequences of your investment in the Fund depend on the provisions of the annuity or life insurance program through which you invest. For more information on taxes, please refer to the accompanying prospectus of the annuity or life insurance program through which Fund shares are offered.

LONG SHORT EQUITY FUND

INVESTMENT OBJECTIVE

The Long Short Equity Fund (the "Fund") seeks long-term capital appreciation.

FEES AND EXPENSES OF THE FUND

This table describes the fees and expenses that you may pay if you buy and hold shares of the Fund. Owners of variable annuity and insurance contracts that invest in the Fund also should refer to the variable insurance contract prospectus for a description of fees and expenses that may be deducted at the separate account level or contract level for any charges that may be incurred under a contract. If the information below were to reflect the deduction of insurance charges, fees and expenses would be higher.

SHAREHOLDER FEES *(fees paid directly from your investment)*	N/A
ANNUAL FUND OPERATING EXPENSES *(expenses that you pay each year as a percentage of the value of your investment)*	
Management Fees	0.90%
Other Expenses*	0.82%
Total Annual Fund Operating Expenses	1.72%

* "Other Expenses" does not include fees paid to the Fund's swap contract counterparties, or the management fees, performance fees, and expenses of the reference assets or trading vehicles underlying such swap contracts. These fees and expenses, which are not reflected in this Annual Fund Operating Expenses table, are embedded in the returns of the swap contracts (*i.e.*, the fees and expenses reduce the investment returns of the swap contracts) and represent an indirect cost of investing in the Fund.

EXAMPLE

This Example is intended to help you compare the cost of investing in the Fund with the cost of investing in other mutual funds. The Example does not reflect the fees and expenses which are, or may be, imposed under your variable insurance contract. If the Example were to reflect the deduction of such charges, the costs shown would be greater. The Example assumes that you invest $10,000 in the Fund for the time periods indicated and then redeem all of your shares at the end of those periods. The Example also assumes that your investment has a 5% return each year and that the Fund's operating expenses remain the same. Although your actual costs may be higher or lower, based on these assumptions your costs would be:

1 Year	3 Years	5 Years	10 Years
$175	$542	$933	$2,030

PORTFOLIO TURNOVER

The Fund pays transaction costs, such as commissions, when it buys and sells securities (or "turns over" its portfolio). A higher portfolio turnover rate may indicate higher transaction costs. These costs, which are not reflected in the Total Annual Fund Operating Expenses or the Example, affect the Fund's performance. During the most recent fiscal year, the Fund's portfolio turnover rate was 170% of the average value of its portfolio. The Fund's portfolio turnover rate is calculated without regard to cash instruments and most derivatives. If such instruments were included, the Fund's portfolio turnover rate might be significantly higher.

PRINCIPAL INVESTMENT STRATEGIES

The Fund pursues its objective by investing, under normal market conditions, at least 80% of its assets (net assets plus the amount of borrowings for investment purposes) in long and short positions of domestic equity securities or equity-related instruments, including swaps and other derivatives that provide long or short exposure to domestic equity securities. For purposes of determining compliance with the Fund's 80% investment policy, equity-related derivatives generally will be valued based on their notional value.

The Fund seeks to achieve its investment objective by constructing portfolios that maintain long positions in instruments that provide exposure to risk factors the Advisor considers to be undervalued by the equity markets and sells short instruments that provide exposure to risk factors the Advisor considers to be overvalued by the equity markets. The Advisor considers both market risk factors generally and risks specific to the companies in which the Fund invests. To construct the portfolios, the Advisor uses fundamentally-based, forward-looking forecasts of equity cash flows to generate return expectations for individual companies. Then, the expected returns for the universe of stocks is further evaluated using quantitative techniques to estimate the market's implied valuation of broad market risk factors as well as company-specific risks. Finally, the Advisor applies its proprietary evaluation process to buy long those stocks (or derivatives that give exposure to the stocks) that give the portfolio both the broad risk characteristics and company-specific risks that are perceived to be undervalued and sell short those stocks (or derivatives that give exposure to the stocks) with characteristics that are perceived to be overvalued.

The Fund will ordinarily hold simultaneous long and short positions in equity securities or securities markets that provide exposure up to a level equal to 300% of the Fund's net assets for both the long and short positions. That level of exposure is obtained through derivatives, including swap agreements. At any point in time, the Fund's portfolio may be significantly net long or net short. The Fund's overall net exposure will change as market opportunities change.

The Fund invests in equity securities, including small-, mid-, and large-capitalization securities, such as U.S. traded common stocks, American Depositary Receipts ("ADRs") and other investment companies, but also may invest in derivative instruments which primarily consist of swaps on baskets of selected equity securities, futures contracts, and options on securities, futures contracts, and stock indices. The Fund's investments in derivatives enable the Fund to pursue its investment objective without investing directly in the securities of companies to which the Fund is seeking exposure. The Fund also may invest in derivatives to hedge or gain leveraged exposure to a particular industry, style or company depending on market conditions.

Investments in derivative instruments, such as futures, options and swap agreements, have the economic effect of creating financial leverage in the Fund's portfolio because such investments may give rise to losses that exceed the amount the Fund has invested in those instruments. Financial leverage will magnify, sometimes significantly, the Fund's exposure to any increase or decrease in prices associated with a particular reference asset resulting in increased volatility in the value of the Fund's portfolio. The value of the Fund's portfolio is likely to experience greater volatility over short-term periods. While such financial leverage has the potential to produce greater gains, it also may result in greater losses, which in some cases may cause the Fund to liquidate other portfolio investments at a loss to comply with limits on leverage and asset segregation requirements imposed by the Investment Company Act of 1940 or to meet redemption requests. The Fund's use of derivatives and the leveraged investment exposure created by such use are expected to be significant.

Certain of the Fund's derivatives investments may be traded in the over-the-counter ("OTC") market. The Fund also may enter into short sales of broad-based stock indices for hedging purposes in an effort to reduce portfolio risk or volatility. While the Fund anticipates investing in these instruments to seek to achieve its investment objective, the extent of the Fund's investment in these instruments may vary from day to day depending on a number of different factors, including price, availability, and general market conditions. On a day-to-day basis, the Fund may hold U.S. government securities, short-term, high quality (rated AA or higher) fixed income securities, money market instruments, overnight and fixed-term repurchase agreements, cash and other cash equivalents with maturities of one year or less to collateralize its derivatives positions or for defensive purposes to seek to avoid losses during adverse market conditions. The Fund also may enter into repurchase agreements with counterparties that are deemed to present acceptable credit risks. In an effort to ensure that the Fund is fully invested on a day-to-day basis, the Fund may conduct significant trading activity at or just prior to the close of the U.S. financial markets.

Because the Fund seeks to gain exposure to different industries and sectors in the economy, from time to time, the Fund is expected to invest a significant percentage of its assets in issuers in one or more groups of industries or sectors of the economy. While the Fund's sector and industry exposure may vary over time, as of March 31, 2020, the Fund has significant exposure to the Communication Services Sector, Consumer Staples Sector, Consumer Discretionary Sector, Financials Sector, Health Care Sector, Industrials Sector, Information and Technology Sector, Real Estate Sector, and Utilities Sector, as each sector is defined by the Global Industry Classification Standard, a widely recognized industry classification methodology developed by MSCI, Inc. and Standard & Poor's Financial Services LLC. The Fund is non-diversified and, therefore, may invest a greater percentage of its assets in a particular issuer in comparison to a diversified fund.

PRINCIPAL RISKS

As with all mutual funds, a shareholder is subject to the risk that his or her investment could lose money. In addition to this risk, the Fund is subject to the principal risks described below.

COUNTERPARTY CREDIT RISK—The Fund may invest in financial instruments involving counterparties that attempt to gain exposure to a particular group of securities, index or asset class without actually purchasing those securities or investments, or to hedge a position. The Fund's use of such financial instruments, including swap agreements, involves risks that are different from those associated with ordinary portfolio securities transactions. For example, the Fund is exposed to the risk that the counterparty may be unwilling or unable to make timely payments to meet its contractual obligations or may fail to return holdings that are subject to the agreement with the counterparty. If the counterparty becomes bankrupt or defaults on its payment obligations to the Fund, the Fund may not receive the full amount that it is entitled to receive. If this occurs, the value of your shares in the Fund will decrease.

DEPOSITARY RECEIPT RISK—The Fund may hold the securities of non-U.S. companies in the form of ADRs. The underlying securities of the ADRs in the Fund's portfolio are subject to fluctuations in foreign currency exchange rates that may affect the value of the Fund's portfolio. In addition, the value of the securities underlying the ADRs may change materially when the U.S. markets are not open for trading. Investments in the underlying foreign securities also involve political and economic risks distinct from those associated with investing in the securities of U.S. issuers.

DERIVATIVES RISK—The Fund's investments in derivatives may pose risks in addition to and greater than those associated with investing directly in securities or other investments, including risks relating to leverage, imperfect correlations with underlying investments or the Fund's other portfolio holdings, high price volatility, lack of availability, counterparty credit, liquidity, valuation and legal restrictions. Their use is a highly specialized activity that involves investment techniques and risks different from those associated with ordinary portfolio securities transactions. If the Advisor is incorrect about its expectations of market conditions, the use of derivatives could also result in a loss, which in some cases may be unlimited. Certain risks are specific to the derivatives in which the Fund invests.

SWAP AGREEMENTS RISK—Swap agreements are contracts among the Fund and a counterparty to exchange the return of the pre-determined underlying investment (such as the rate of return of the underlying index). Swap agreements may be negotiated bilaterally and traded OTC between two parties or, in some instances, must be transacted through a futures commission merchant and cleared through a clearinghouse that serves as a central counterparty. Risks associated with the use of swap agreements are different from those associated with ordinary portfolio securities transactions, due in part to the fact they could be considered illiquid and many swaps trade on the OTC market. Swaps are particularly subject to counterparty credit, correlation, valuation, liquidity and leveraging risks. Certain standardized swaps are subject to mandatory central clearing. Central clearing is expected to reduce counterparty credit risk and increase liquidity, but central clearing does not make swap transactions risk-free.

FUTURES CONTRACTS RISK—Futures contracts are typically exchange-traded contracts that call for the future delivery of an asset at a certain price and date, or cash settlement of the terms of the contract. Risks of futures contracts may be caused by an imperfect correlation between movements in the price of the instruments and the price of the underlying securities. In addition, there is the risk that the Fund may not be able to enter into a closing transaction because of an illiquid market. Exchanges can limit the number of positions that can be held or controlled by the Fund or the Advisor, thus limiting the ability to implement the Fund's strategies. Futures markets are highly volatile and the use of futures may increase the volatility of the Fund's net asset value ("NAV"). Futures also are subject to leverage risks and to liquidity risk.

OPTIONS CONTRACTS RISK—Options or options on futures contracts give the holder of the option the right to buy (or to sell) a position in a security or in a contract to the writer of the option, at a certain price. They are subject to correlation risk because there may be an imperfect correlation between the options and the securities markets that cause a given transaction to fail to achieve its objectives. The successful use of options depends on the Advisor's ability to correctly predict future price fluctuations and the degree of correlation between the options and securities markets. Exchanges can limit the number of positions that can be held or controlled by the Fund or the Advisor, thus limiting the ability to implement the Fund's strategies. Options also are particularly subject to leverage risk and can be subject to liquidity risk.

EARLY CLOSING RISK—The Fund is subject to the risk that unanticipated early closings of securities exchanges and other financial markets may result in the Fund's inability to buy or sell securities or other financial instruments on that day and may cause the Fund to incur substantial trading losses.

EQUITY RISK—The Fund is subject to the risk that the value of the equity securities and equity-based derivatives in the Fund's portfolio will decline due to volatility in the equity market caused by general market and economic conditions, perceptions regarding particular industries represented in the equity market, or factors relating to specific companies to which the Fund has investment exposure.

HEDGING RISK—The Fund may, but is not required to, make investments or engage in transactions that are designed to hedge an investment held by the Fund. There can be no assurance that the Fund's hedging investments or transactions will be effective. Hedging investments or transactions involve costs and may reduce the Fund's gains or result in losses, which may adversely affect the value of the Fund's portfolio.

INVESTMENT IN INVESTMENT VEHICLES RISK—Investing in other investment vehicles, including exchange-traded funds ("ETFs"), closed-end funds and other mutual funds, subjects the Fund to those risks affecting the investment vehicle, including the possibility that the value of the underlying securities held by the investment vehicle could decrease or the portfolio becomes illiquid. Moreover, the Fund and its shareholders will incur its pro rata share of the underlying vehicles' expenses, which will reduce the Fund's performance. In addition, investments in an ETF are subject to, among other risks, the risk that the ETF's shares may trade at a discount or premium relative to the NAV of the shares and the listing exchange may halt trading of the ETF's shares.

LARGE-CAPITALIZATION SECURITIES RISK—The Fund is subject to the risk that large-capitalization stocks may underperform other segments of the equity market or the equity market as a whole. Larger, more established companies may be unable to respond quickly to new competitive challenges such as changes in technology and may not be able to attain the high growth rate of smaller companies, especially during extended periods of economic expansion.

LEVERAGING RISK—The Fund's investment in derivative instruments generally requires a small investment relative to the amount of investment exposure assumed. As a result, such investments may give rise to losses that exceed the amount invested in those instruments. The cost of investing in such instruments generally increases as interest rates increase, which will lower the Fund's return.

LIQUIDITY AND VALUATION RISK—In certain circumstances, it may be difficult for the Fund to purchase and sell a particular investment within a reasonable time at a fair price, or the price at which it has been valued by the Advisor for purposes of the Fund's NAV, causing the Fund to be less liquid. While the Fund intends to invest in liquid securities and financial instruments, under certain market conditions, such as when trading in a particular investment has been halted temporarily by an exchange because the maximum price change of that investment has been realized, it may be difficult or impossible for the Fund to liquidate such investments. In addition, the ability of the Fund to assign an accurate daily value to certain investments may be difficult, and the Advisor may be required to fair value the investments.

MANAGEMENT RISK—The Fund is actively managed, which means that investment decisions are made based on investment views. There is no guarantee that the investment views will produce the desired results or expected returns, causing the Fund to fail to meet its investment objective or underperform its benchmark index or funds with similar investment objectives and strategies. Furthermore, active trading that can accompany active management, also called "high turnover," may have a negative impact on performance. Active trading may result in higher brokerage costs or mark-up charges, which are ultimately passed on to shareholders of the Fund. Active trading also may result in adverse tax consequences.

MARKET RISK—The market value of the securities and derivatives held by the Fund may fluctuate over time in response to factors affecting individual companies or other factors such as changing economic, political or financial markets.

MID-CAPITALIZATION SECURITIES RISK—The Fund is subject to the risk that medium-capitalization stocks may underperform other segments of the equity market or the equity market as a whole. Securities of medium-capitalization companies may experience more price volatility, greater spreads between their bid and ask prices, lower trading volumes, and cyclical or static growth prospects. Medium-capitalization companies often have limited product

lines, markets or financial resources, and may therefore be more vulnerable to adverse developments than larger capitalization companies.

NON-DIVERSIFICATION RISK—The Fund is considered non-diversified and can invest a greater portion of its assets in securities of individual issuers than a diversified fund. As a result, changes in the market value of a single issuer's securities could cause greater fluctuations in the value of Fund shares than would occur in a diversified fund.

OTC TRADING RISK—Certain of the derivatives in which the Fund may invest may be traded (and privately negotiated) in the OTC market. While the OTC derivatives market is the primary trading venue for many derivatives, it is largely unregulated and provides for less transparency than a national securities or commodities exchange. As a result and similar to other privately negotiated contracts, the Fund is subject to counterparty credit risk with respect to such derivatives contracts.

PORTFOLIO TURNOVER RISK—The Fund's strategy may frequently involve buying and selling portfolio securities, which may lead to increased costs to the Fund. Portfolio turnover risk may cause the Fund's performance to be less than you expect.

REAL ESTATE INVESTMENT TRUST ("REIT") RISK—REITs are securities that invest substantially all of their assets in real estate, trade like stocks and may qualify for special tax considerations. Investments in REITs subject the Fund to risks associated with the direct ownership of real estate. Market conditions or events affecting the overall real estate and REIT markets, such as declining property values or rising interest rates, could have a negative impact on the real estate market and the value of REITs in general. REITs may be affected by changes in the value of the underlying property owned by the trusts, economic downturns which may have a material effect on the real estate in which the REITs invest and their underlying portfolio securities. Further, REITs are dependent upon specialized management skills and may have their investments in relatively few properties, or in a small geographic area or a single property type. Failure of a company to qualify as a REIT under federal tax law may have adverse consequences to the Fund. In addition, REITs have their own expenses, and the Fund will bear a proportionate share of those expenses.

REGULATORY AND LEGAL RISK—U.S. and non-U.S. governmental agencies and other regulators regularly implement additional regulations and legislators pass new laws that affect the investments held by the Fund, the strategies used by the Fund or the level of regulation or taxation applying to the Fund (such as regulations related to investments in derivatives and other transactions). These regulations and laws impact the investment strategies, performance, costs and operations of the Fund or taxation of shareholders.

REPURCHASE AGREEMENTS AND REVERSE REPURCHASE AGREEMENTS RISK—In the event of the insolvency of the counterparty to a repurchase agreement or reverse repurchase agreement, recovery of the repurchase price owed to the Fund or, in the case of a reverse repurchase agreement, the securities sold by the Fund, may be delayed. Because reverse repurchase agreements may be considered to be the practical equivalent of borrowing funds, they constitute a form of leverage. If the Fund reinvests the proceeds of a reverse repurchase agreement at a rate lower than the cost of the agreement, entering into the agreement will lower the Fund's yield.

SECTOR RISK—The Fund is subject to the Sector Risks described below.

> ***Communication Services Sector Risk.*** The Fund's investments are exposed to issuers conducting business in the Communication Services Sector. The Communication Services Sector includes companies that facilitate communication and offer related content and information through various mediums. It includes telecom and media & entertainment companies including producers of interactive gaming products and companies engaged in content and information creation or distribution through proprietary platforms. The Fund is subject to the risk that the securities of such issuers will underperform the market as a whole due to legislative or regulatory changes, adverse market conditions and/or increased competition affecting the Communication Services Sector. The performance of companies operating in the Communication Services Sector has historically been closely tied to the performance of the overall economy, and also is affected by economic growth, consumer confidence, attitudes and spending. Increased sensitivity to short product cycles and aggressive pricing, challenges in bringing products to market and changes in demographics and consumer tastes also can affect the demand for, and success of, communication services products and services in the marketplace.

Consumer Discretionary Sector Risk. The Fund's investments are exposed to issuers conducting business in the Consumer Discretionary Sector. The manufacturing segment of the Consumer Discretionary Sector includes automotive, household durable goods, leisure equipment and textiles and apparel. The services segment includes hotels, restaurants and other leisure facilities, media production and services, and consumer retailing and services. The Fund is subject to the risk that the securities of such issuers will underperform the market as a whole due to legislative or regulatory changes, adverse market conditions and/or increased competition affecting the Consumer Discretionary Sector. The performance of companies operating in the Consumer Discretionary Sector has historically been closely tied to the performance of the overall economy, and also is affected by economic growth, consumer confidence, attitudes and spending. Changes in demographics and consumer tastes also can affect the demand for, and success of, consumer products and services in the marketplace. Moreover, the Consumer Discretionary Sector encompasses those businesses that tend to be the most sensitive to economic cycles.

Consumer Staples Sector Risk. The Fund's investments are exposed to issuers conducting business in the Consumer Staples Sector. The Consumer Staples Sector includes manufacturers and distributors of food, beverages and tobacco and producers of non-durable household goods and personal products. It also includes food and drug retailing companies as well as hypermarkets and consumer super centers. The Fund is subject to the risk that the securities of such issuers will underperform the market as a whole due to legislative or regulatory changes, adverse market conditions and/or increased competition affecting the Consumer Staples Sector. The performance of companies operating in the Consumer Staples Sector has historically been closely tied to the performance of the overall economy, and also is affected by consumer confidence, demands and preferences, and spending. In addition, companies in the Consumer Staples Sector may be subject to risks pertaining to the supply of, demand for, and prices of raw materials.

Financials Sector Risk. The Fund's investments are exposed to issuers conducting business in the Financials Sector. The Financials Sector includes companies involved in banking, thrifts and mortgage finance, specialized finance, consumer finance, asset management and custody banks, investment banking and brokerage and insurance. It also includes the Financial Exchanges & Data and Mortgage Real Estate Investment Trusts (REITs) sub-industries. Certain Financials Sector companies serve as counterparties with which the Fund may enter into derivatives agreements or other similar contractual arrangements. The Fund is subject to the risk that the securities of such issuers will underperform the market as a whole due to legislative or regulatory changes, adverse market conditions and/or increased competition affecting the Financials Sector, which may adversely affect a company's ability to fulfill its obligations as a financial counterparty. Companies operating in the Financials Sector are subject to extensive government regulation, which may limit the financial commitments they can make and the interest rates and fees they can charge. Profitability is largely dependent on the availability and cost of capital funds, and may fluctuate significantly when interest rates change or due to increased competition.

Health Care Sector Risk. The Fund's investments are exposed to issuers conducting business in the Health Care Sector. The Health Care Sector includes health care providers and services, companies that manufacture and distribute health care equipment and supplies, and health care technology companies. It also includes companies involved in the research, development, production and marketing of pharmaceuticals and biotechnology products. The Fund is subject to the risk that the securities of such issuers will underperform the market as a whole due to legislative or regulatory changes, adverse market conditions and/or increased competition affecting the Health Care Sector. The prices of the securities of companies operating in the Health Care Sector are closely tied to government regulation and approval of their products and services, which can have a significant effect on the price and availability of those products and services.

Industrials Sector Risk. The Fund's investments are exposed to issuers conducting business in the Industrials Sector. The Industrials Sector includes manufacturers and distributors of capital goods such as aerospace and defense, building projects, electrical equipment and machinery, and companies that offer construction and engineering services. It also includes providers of commercial and professional services including printing, environmental and facilities services, office services and supplies, security and alarm services, human resource and employment services, research and consulting services. It also includes companies that provide transportation services. The Fund is subject to the risk that the securities of such issuers will underperform the market as a whole due to legislative or regulatory changes, adverse market conditions and/or increased competition affecting the Industrials Sector. The prices of the securities of companies operating in the

Industrials Sector may fluctuate due to the level and volatility of commodity prices, the exchange value of the dollar, import controls, worldwide competition, liability for environmental damage, depletion of resources, and mandated expenditures for safety and pollution control devices.

Information Technology Sector Risk. The Fund's investments are exposed to issuers conducting business in the Information Technology Sector. The Information Technology Sector includes companies that offer software and information technology services, manufacturers and distributors of technology hardware and equipment such as communications equipment, cellular phones, computers and peripherals, electronic equipment and related instruments and semiconductors. The Fund is subject to the risk that the securities of such issuers will underperform the market as a whole due to legislative or regulatory changes, adverse market conditions and/or increased competition affecting the Information Technology Sector. The prices of the securities of companies operating in the Information Technology Sector are closely tied to market competition, increased sensitivity to short product cycles and aggressive pricing, and problems with bringing products to market.

Real Estate Sector Risk. The Fund's investments are exposed to issuers conducting business in the Real Estate Sector. The Real Estate Sector contains companies operating in real estate development and operations. It also includes companies offering real estate related services and REITs. The Fund is subject to the risk that the securities of such issuers will underperform the market as a whole due to legislative or regulatory changes, adverse market conditions and/or increased competition affecting the Real Estate Sector. The performance of companies operating in the Real Estate Sector has historically been cyclical and particularly sensitive to the overall economy and market changes, including declines in the value of real estate or, conversely, saturation of the real estate market, economic downturns and defaults by borrowers or tenants during such periods, increases in competition, limited availability of mortgage funds or other limits to accessing the credit or capital markets, and changes in interest rates.

Utilities Sector Risk. The Fund's investments are exposed to issuers conducting business in the Utilities Sector. The Utilities Sector includes utility companies such as electric, gas and water utilities. It also includes independent power producers and energy traders and companies that engage in generation and distribution of electricity using renewable sources. The Fund is subject to the risk that the securities of such issuers will underperform the market as a whole due to legislative or regulatory changes, adverse market conditions and/or increased competition affecting the Utilities Sector. The prices of the securities of companies operating in the Utilities Sector are closely tied to government regulation and market competition.

SHORT SALES AND SHORT EXPOSURE RISK—Short selling a security involves selling a borrowed security with the expectation that the value of that security will decline, so that the security may be purchased at a lower price when returning the borrowed security. A short exposure through a derivative exposes the Fund to counterparty credit risk and leverage risk. The risk for loss on a short sale or other short exposure is greater than a direct investment in the security itself because the price of the borrowed security may rise, thereby increasing the price at which the security must be purchased. The risk of loss through a short sale or other short exposure may in some cases be theoretically unlimited. Government actions also may affect the Fund's ability to engage in short selling.

SMALL-CAPITALIZATION SECURITIES RISK—The Fund is subject to the risk that small-capitalization stocks may underperform other segments of the equity market or the equity market as a whole. Small-capitalization companies may be more vulnerable than larger, more established organizations to adverse business or economic developments. Securities of small-capitalization companies may experience much more price volatility, greater spreads between their bid and ask prices, significantly lower trading volumes, and cyclical or static growth prospects. Small-capitalization companies often have limited product lines, markets or financial resources, and may therefore be more vulnerable to adverse developments than larger capitalization companies.

TRADING HALT RISK—The Fund typically will hold futures contracts and short-term options. The major exchanges on which these contracts are traded, such as the Chicago Mercantile Exchange, have established limits on how much the trading price of a futures contract or option may decline over various time periods within a day, and may halt trading in a contract that exceeds such limits. If a trading halt occurs, the Fund may temporarily be unable to purchase or sell certain securities, futures contracts or options. Such a trading halt near the time the Fund prices its shares may limit the Fund's ability to use leverage and fully invest its assets, which could adversely affect performance, and may prevent the Fund from achieving its investment objective.

U.S. GOVERNMENT SECURITIES RISK—U.S. government securities may or may not be backed by the full faith and credit of the U.S. government. U.S. government securities are subject to the risks associated with fixed-income and debt securities, particularly interest rate risk and credit risk.

PERFORMANCE INFORMATION

The following bar chart shows the performance of the shares of the Fund from year to year. The variability of performance over time provides an indication of the risks of investing in the Fund. The following table shows the performance of the shares of the Fund as an average over different periods of time in comparison to the performance of a broad-based market index, the S&P 500® Index, and other comparative benchmark, the Morningstar Long/Short Equity Category Average. The figures in the bar chart and table assume the reinvestment of dividends and capital gains distributions. The performance information below does not reflect fees and expenses of any variable contract that may use the Fund as its underlying investment and would be lower if it did. Of course, this past performance (before taxes) does not necessarily indicate how the Fund will perform in the future. On May 31, 2017, the Fund's principal investment strategies were revised; therefore, the performance and average annual total returns shown for periods prior to May 31, 2017 may have differed had the Fund's current principal investment strategies been in effect during those periods.

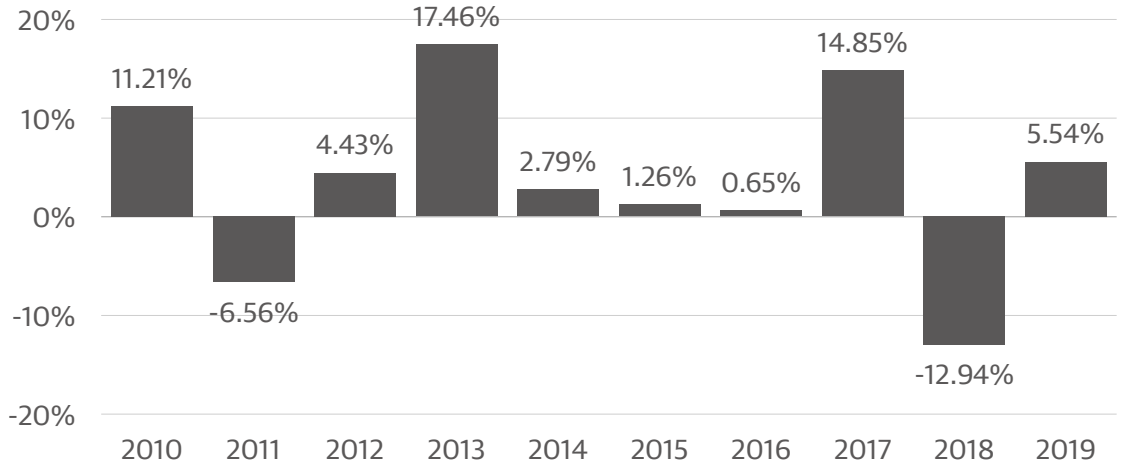

Highest Quarter Return
Q3 2010 11.39%

Lowest Quarter Return
Q3 2011 -15.62%

AVERAGE ANNUAL TOTAL RETURN

(for periods ended December 31, 2019)

	Past 1 Year	Past 5 Years	Past 10 Years
Long Short Equity Fund	5.54%	1.47%	3.49%
Morningstar Long/Short Equity Category Average *(reflects no deduction for fees, expenses or taxes)*	9.79%	2.42%	4.43%
S&P 500® Index *(reflects no deduction for fees, expenses or taxes)*	31.49%	11.70%	13.56%

MANAGEMENT

INVESTMENT ADVISOR

Security Investors, LLC, which operates under the name Guggenheim Investments, serves as the investment adviser of the Fund.

PORTFOLIO MANAGERS

- **Samir Sanghani, CFA**, Managing Director and Portfolio Manager. Mr. Sanghani has been associated with the Advisor since 2008.
- **Burak Hurmeydan, Ph.D.,** Director and Portfolio Manager. Dr. Hurmeydan has been associated with the Advisor since 2011.

PURCHASE AND SALE OF FUND SHARES

Shares of the Fund are purchased by insurance companies for their separate accounts to fund variable life insurance and variable annuity contracts. All orders for the purchase of shares are subject to acceptance or rejection by the Trust. All redemption requests will be processed and payment with respect thereto will be made within seven days after tender.

TAX INFORMATION

The tax consequences of your investment in the Fund depend on the provisions of the annuity or life insurance program through which you invest. For more information on taxes, please refer to the accompanying prospectus of the annuity or life insurance program through which Fund shares are offered.

GLOBAL MANAGED FUTURES STRATEGY FUND

INVESTMENT OBJECTIVE

The Global Managed Futures Strategy Fund (the "Fund") seeks to generate positive total returns over time.

FEES AND EXPENSES OF THE FUND

This table describes the fees and expenses that you may pay if you buy and hold shares of the Fund. Owners of variable annuity and insurance contracts that invest in the Fund also should refer to the variable insurance contract prospectus for a description of fees and expenses that may be deducted at the separate account level or contract level for any charges that may be incurred under a contract. If the information below were to reflect the deduction of insurance charges, fees and expenses would be higher.

SHAREHOLDER FEES *(fees paid directly from your investment)*	N/A
ANNUAL FUND OPERATING EXPENSES *(expenses that you pay each year as a percentage of the value of your investment)*	
Management Fees of the Fund and the Subsidiary	0.95%
Other Expenses*	0.86%
Other Expenses of the Fund	0.82%
Other Expenses of the Subsidiary	0.04%
Acquired Fund Fees and Expenses	0.11%
Total Annual Fund Operating Expenses**	1.92%
Fee Waiver***	-0.07%
Total Annual Fund Operating Expenses After Fee Waiver**	1.85%

* "Other Expenses" does not include fees paid to the Fund's swap contract counterparties, or the management fees, performance fees, and expenses of the reference assets or trading vehicles underlying such swap contracts. These fees and expenses, which are not reflected in this Annual Fund Operating Expenses table, are embedded in the returns of the swap contracts (*i.e.*, the fees and expenses reduce the investment returns of the swap contracts) and represent an indirect cost of investing in the Fund.

** The Total Annual Fund Operating Expenses and Total Annual Fund Operating Expenses After Fee Waiver in this fee table may not correlate to the expense ratios in the Fund's financial highlights and financial statements because the financial highlights and financial statements reflect only the operating expenses of the Fund and do not include Acquired Fund Fees and Expenses, which are fees and expenses incurred indirectly by the Fund through its investments in certain underlying investment companies.

*** The Advisor has contractually agreed to waive the management fee it receives from the Fund in an amount equal to the management fee paid to the Advisor by the Subsidiary. This undertaking will continue in effect for so long as the Fund invests in the Subsidiary, and may be terminated only with the approval of the Fund's Board of Trustees. In addition, the Advisor also has contractually agreed through May 1, 2021, to waive the amount of the Fund's management fee to the extent necessary to offset the proportionate share of any management fee paid by the Fund with respect to any Fund investment in an underlying fund for which the Advisor or any of its affiliates also serves as investment manager. The agreement may be terminated by the Advisor at the conclusion of any one-year term or by the Fund's Board of Trustees at any time, and when the Advisor ceases to serve as such.

EXAMPLE

This Example is intended to help you compare the cost of investing in the Fund with the cost of investing in other mutual funds. The Example does not reflect the fees and expenses which are, or may be, imposed under your variable insurance contract. If the Example were to reflect the deduction of such charges, the costs shown would be greater. The Example assumes that you invest $10,000 in the Fund for the time periods indicated and then redeem all of your shares at the end of those periods. The Example also assumes that your investment has a 5% return each year and that the Fund's operating expenses remain the same. Although your actual costs may be higher or lower, based on these assumptions your costs would be:

1 Year	3 Years	5 Years	10 Years
$188	$586	$1,009	$2,189

PORTFOLIO TURNOVER

The Fund pays transaction costs, such as commissions, when it buys and sells securities (or "turns over" its portfolio). A higher portfolio turnover rate may indicate higher transaction costs. These costs, which are not reflected in the Total Annual Fund Operating Expenses or the Example, affect the Fund's performance. During the most recent fiscal year, the Fund's portfolio turnover rate was 13% of the average value of its portfolio. The Fund's portfolio turnover rate is calculated without regard to cash instruments and most derivatives. If such instruments were included, the Fund's portfolio turnover rate might be significantly higher.

PRINCIPAL INVESTMENT STRATEGIES

The Fund's investment strategy focuses on the use of a systematic, price-based statistical process to identify and profit from price trends in the global commodity, currency, equity, and fixed income markets. The Advisor uses proprietary methods of comparing current prices to historical prices over varying periods of time to identify trends of varying lengths in the commodity, currency, equity, and fixed income markets. When the Fund's investment strategy identifies a price trend in a particular market for a specific time frame, the Fund will take either a long or short position in the related futures or forward contract. If the Fund's investment strategy does not identify a trend, the Fund will not establish a position with exposure to that particular market segment. The size of each position is determined by the estimated risk of each position as measured by recent volatility. Position sizes also may be constrained by position margin requirements, liquidity needs, leverage limits, and other portfolio or market measures.

The Advisor may employ systematic relative value trading strategies and other risk-management strategies to seek to mitigate declines in the market price of the Fund's shares, reduce risk, and improve returns over time. Such strategies may reduce the Fund's level of investment during periods of declining Fund performance.

The Fund will implement the strategy's targeted exposures principally through the use of futures, forwards, and swap agreements. The Fund may invest in a variety of futures, forwards and swap agreements, including those based on interest rates, commodities, currencies, fixed income securities, equities and equity indices. Options and options on futures may be employed principally for hedging purposes, especially as tools of the risk management strategies. In the course of implementing the Fund's investment strategy, the Advisor may purchase and sell options and futures contracts and swap agreements. Under normal circumstances, the Fund will invest at least 80% of its net assets, plus any borrowings for investment purposes, in "managed futures." For these purposes, managed futures are investments in equity-linked, commodity-linked, currency-linked and financial-linked instruments, as well as U.S. government securities and money market instruments, that taken together have economic characteristics similar or equivalent to those of the listed commodity, currency and financial futures contracts described above. The Fund's investments are expected to be economically tied to multiple countries at any given time. The countries to which the Fund is exposed is expected to vary. Certain of the countries may be considered emerging market countries.

Investments in derivative instruments, such as futures, options, and forward contracts and swap agreements, have the economic effect of creating financial leverage in the Fund's portfolio because such investments may give rise to losses that exceed the amount the Fund has invested in those instruments. Financial leverage will magnify, sometimes significantly, the Fund's exposure to any increase or decrease in prices associated with a particular reference asset resulting in increased volatility in the value of the Fund's portfolio. The value of the Fund's portfolio is likely to experience greater volatility over short-term periods. While such financial leverage has the potential to produce greater gains, it also may result in greater losses, which in some cases may cause the Fund to liquidate other portfolio investments at a loss to comply with limits on leverage and asset segregation requirements imposed by the Investment Company Act of 1940 (the "1940 Act") or to meet redemption requests. The Fund's use of derivatives and the leveraged investment exposure created by such use are expected to be significant.

The majority of the Fund's derivatives investments will be used to obtain exposure to the commodity, fixed income, currency, and equity markets; however, certain of the Fund's derivatives investments may be employed to hedge risk and limit leveraged exposure created by certain of the Fund's investments. Certain of the Fund's derivatives investments may be traded in the over-the-counter ("OTC") market.

On a day-to-day basis, the Fund may hold U.S. government securities, short-term fixed-income securities (generally rated AA or higher), money market instruments, overnight and fixed-term repurchase agreements, cash, and other cash equivalents with maturities of one year or less to collateralize it derivatives positions. The Fund also may enter into repurchase agreements with counterparties that are deemed to present acceptable credit risks.

The Fund may invest a portion of its assets, and at times, a substantial portion of its assets, in other short-term fixed-income investment companies advised by the Advisor, or an affiliate of the Advisor, for various purposes, including for liquidity management purposes (*e.g.*, to increase yield on liquid investments used to collateralize derivatives positions) or when such investment companies present a more cost-effective investment option than direct investments in the underlying securities. Investments in these investment companies will significantly increase the portfolio's exposure to certain other asset categories, including: (i) a broad range of high yield, high risk debt securities rated below the top four long-term rating categories by a nationally recognized statistical rating organization or, if unrated, determined by the Advisor to be of comparable quality (also known as "junk bonds"); (ii) securities issued by the U.S. government or its agencies and instrumentalities; (iii) collateralized loan obligations ("CLOs"), other asset-backed securities (including mortgage-backed securities) and similarly structured debt investments; and (iv) other short-term fixed income securities. Such investments will expose the Fund to the risks of these asset categories and increases or decreases in the value of these investments may cause the Fund to deviate from its investment objective.

The Fund may invest up to 25% of its total assets in a wholly-owned and controlled Cayman Islands subsidiary (the "Subsidiary") as measured at the end of every quarter of the Fund's taxable year. The Subsidiary is advised by the Advisor and has the same investment objective as the Fund. Unlike the Fund, however, the Subsidiary may invest to a greater extent in commodity-linked derivative instruments. The Subsidiary's investments in such instruments are subject to limits on leverage imposed by the 1940 Act. The Fund's investment in the Subsidiary is expected to provide the Fund with an effective means of obtaining exposure (long or short) to the investment returns of global commodities markets.

In an effort to ensure that the Fund is fully invested on a day-to-day basis, the Fund may conduct any necessary trading activity at or just prior to the close of the U.S. financial markets. Because the Fund seeks to gain exposure to different industries and sectors in the economy, from time to time, the Fund may invest a significant percentage of its assets in issuers in one or more groups of industries or sectors of the economy.

The Fund has adopted an investment policy to not invest 25% or more of the value of its assets in the securities of one or more issuers conducting their principal business activities in the same industry.

PRINCIPAL RISKS

As with all mutual funds, a shareholder is subject to the risk that his or her investment could lose money. In addition to this risk, the Fund is subject to the principal risks described below.

ASSET-BACKED AND MORTGAGE-BACKED SECURITIES RISK—Through its investments in other investment companies, the Fund may have exposure to asset-backed securities, including mortgage-backed securities and structured finance investments. Investors in these securities generally receive payments that are part interest and part return of principal. These payments may vary based on the rate at which the underlying borrowers pay off their loans. Some asset-backed securities, including mortgage-backed securities, may have structures that make their reaction to interest rates and other factors difficult to predict, making their prices very volatile and they are subject to liquidity risk. The terms of many structured finance investments and other instruments are tied to the London Interbank Offered Rate ("LIBOR"), which functions as a reference rate or benchmark. It is anticipated that LIBOR will be discontinued at the end of 2021, which may cause increased volatility and illiquidity in the markets for instruments with terms tied to LIBOR or other adverse consequences for these instruments. These events may adversely affect the Fund and its investments in such instruments.

CLO RISK—Through its investments in other investment companies, the Fund may have exposure to CLOs. A CLO is a trust typically collateralized by a pool of loans, which may include, among others, domestic and foreign senior secured loans, senior unsecured loans, and subordinate corporate loans, including loans that may be rated below investment grade or equivalent unrated loans. The cash flows from the trust are split into two or more portions, called tranches, varying in risk and yield. CLO tranches can experience substantial losses due to actual defaults, increased sensitivity to defaults due to collateral default and disappearance of protecting tranches, market

anticipation of defaults, as well as aversion to CLO securities as a class. The risks of an investment in a CLO depend largely on the type of the collateral securities and the class of the CLO in which the Fund invests.

COMMODITY EXPOSURE RISK—The Fund may have investment exposure to the commodities markets and one or more sectors of the commodities markets, which may subject the Fund to greater volatility than investments in traditional securities, such as stocks and bonds. Volatility in the commodities markets may be caused by changes in overall market movements, commodity index volatility, domestic and foreign political and economic events and policies, war, acts of terrorism, changes in domestic or foreign interest rates and/or investor expectations concerning interest rates, domestic and foreign inflation rates, investment and trading activities of mutual funds, hedge funds and commodities funds, and factors affecting a particular industry or commodity, such as drought, floods, weather, livestock disease, embargoes, tariffs and other regulatory developments, or supply and demand disruptions. The prices of energy, industrial metals, precious metals, agriculture and livestock sector commodities may fluctuate widely due to factors such as changes in value, supply and demand and governmental regulatory policies. Because the Fund's performance may be linked to the performance of volatile commodities, investors should be willing to assume the risks of potentially significant fluctuations in the value of the Fund's shares. The Advisor anticipates that the Fund will have significant exposure to oil and other energy-related commodities. As a result, the Fund's performance is subject to the volatility of global oil prices, and the risk that oil supply and demand, capital expenditures on exploration and production, energy conservation efforts, the prices of alternative fuels, exchange rates and technological advances may adversely affect the Fund's performance.

COMMODITY-LINKED DERIVATIVES INVESTMENT RISK—The Fund may invest directly and indirectly in commodity-linked derivative instruments. The value of a commodity-linked derivatives investment typically is based upon the price movements of a physical commodity (such as heating oil, livestock, or agricultural products), a commodity futures contract or commodity index, or some other readily measurable economic variable dependent upon changes in the value of commodities or the commodities markets. The value of these securities will rise or fall in response to changes in the underlying commodity or related benchmark or investment. These securities expose the Fund economically to movements in commodity prices. The Fund's investment in commodity-related investment products may lead to losses in excess of the Fund's investment in such products. Such losses can significantly and adversely affect the net asset value ("NAV") of the Fund and, consequently, a shareholder's interest in the Fund.

COUNTERPARTY CREDIT RISK—The Fund may invest in financial instruments involving counterparties that attempt to gain exposure to a particular group of securities, index or asset class without actually purchasing those securities or investments, or to hedge a position. The Fund's use of such financial instruments, including swap agreements, involves risks that are different from those associated with ordinary portfolio securities transactions. For example, the Fund is exposed to the risk that the counterparty may be unwilling or unable to make timely payments to meet its contractual obligations or may fail to return holdings that are subject to the agreement with the counterparty. If the counterparty becomes bankrupt or defaults on its payment obligations to the Fund, the Fund may not receive the full amount that it is entitled to receive. If this occurs, the value of your shares in the Fund will decrease.

CREDIT RISK—The Fund could lose money if the debt securities or other instruments in which it invests decline in price, or the issuer or guarantor of such instrument fails to pay interest or principal when due because the issuer or guarantor of the instrument experiences an actual or perceived decline in its financial status. Generally, credit risk is increased when a portfolio security is downgraded or the perceived creditworthiness of the issuer or guarantor deteriorates, though the effect of any credit rating downgrade can be uncertain. To the extent the Fund invests in below investment grade instruments, it will be exposed to a greater amount of credit risk than a fund which only invests in investment grade securities. In addition, to the extent the Fund uses credit derivatives, such use will expose it to additional risk in the event that the bonds underlying the derivatives default. The degree of credit risk depends on the issuer's or guarantor's financial condition and on the terms of the instruments.

CURRENCY RISK—Direct and indirect exposure to foreign currencies subjects the Fund to the risk that those currencies will decline in value relative to the U.S. dollar or, in the case of short positions, that the U.S. dollar will decline in value relative to the currency being hedged. Currency exchange rates in foreign countries may fluctuate significantly over short periods of time for a number of reasons, including changes in interest rates, the imposition of currency controls, or other political, economic and social developments in the U.S. or abroad. In particular, the Fund may have direct and indirect exposure to foreign currencies and also may incur transaction costs in connection with conversions between those currencies. The Fund may attempt to, but is not obligated to, hedge its currency exposure. However, currency hedging strategies may not effectively eliminate all currency risk.

DERIVATIVES RISK—The Fund's investments in derivatives may pose risks in addition to and greater than those associated with investing directly in securities or other investments, including risks relating to leverage, imperfect correlations with underlying investments or the Fund's other portfolio holdings, high price volatility, lack of availability, counterparty credit, liquidity, valuation and legal restrictions. Their use is a highly specialized activity that involves investment techniques and risks different from those associated with ordinary portfolio securities transactions. If the Advisor is incorrect about its expectations of market conditions, the use of derivatives could also result in a loss, which in some cases may be unlimited. Certain risks are specific to the derivatives in which the Fund invests.

SWAP AGREEMENTS RISK—Swap agreements are contracts among the Fund and a counterparty to exchange the return of the pre-determined underlying investment (such as the rate of return of the underlying index). Swap agreements may be negotiated bilaterally and traded OTC between two parties or, in some instances, must be transacted through a futures commission merchant and cleared through a clearinghouse that serves as a central counterparty. Risks associated with the use of swap agreements are different from those associated with ordinary portfolio securities transactions, due in part to the fact they could be considered illiquid and many swaps trade on the OTC market. Swaps are particularly subject to counterparty credit, correlation, valuation, liquidity and leveraging risks. Certain standardized swaps are subject to mandatory central clearing. Central clearing is expected to reduce counterparty credit risk and increase liquidity, but central clearing does not make swap transactions risk-free.

FUTURES CONTRACTS RISK—Futures contracts are typically exchange-traded contracts that call for the future delivery of an asset at a certain price and date, or cash settlement of the terms of the contract. Risks of futures contracts may be caused by an imperfect correlation between movements in the price of the instruments and the price of the underlying securities. In addition, there is the risk that the Fund may not be able to enter into a closing transaction because of an illiquid market. Exchanges can limit the number of positions that can be held or controlled by the Fund or the Advisor, thus limiting the ability to implement the Fund's strategies. Futures markets are highly volatile and the use of futures may increase the volatility of the Fund's NAV. Futures also are subject to leverage risks and to liquidity risk.

OPTIONS CONTRACTS RISK—Options or options on futures contracts give the holder of the option the right to buy (or to sell) a position in a security or in a contract to the writer of the option, at a certain price. They are subject to correlation risk because there may be an imperfect correlation between the options and the securities markets that cause a given transaction to fail to achieve its objectives. The successful use of options depends on the Advisor's ability to correctly predict future price fluctuations and the degree of correlation between the options and securities markets. Exchanges can limit the number of positions that can be held or controlled by the Fund or the Advisor, thus limiting the ability to implement the Fund's strategies. Options also are particularly subject to leverage risk and can be subject to liquidity risk.

EARLY CLOSING RISK—The Fund is subject to the risk that unanticipated early closings of securities exchanges and other financial markets may result in the Fund's inability to buy or sell securities or other financial instruments on that day and may cause the Fund to incur substantial trading losses.

EMERGING MARKETS RISK—The Fund's investments may have exposure to emerging markets. Emerging markets can be subject to greater social, economic, regulatory, and political uncertainties and can be extremely volatile because they are countries or markets with low- to middle-income economies as classified by the World Bank, and other countries or markets with similar characteristics as determined by the Advisor.

EQUITY RISK—The Fund is subject to the risk that the value of the equity securities and equity-based derivatives in the Fund's portfolio will decline due to volatility in the equity market caused by general market and economic conditions, perceptions regarding particular industries represented in the equity market, or factors relating to specific companies to which the Fund has investment exposure.

FOREIGN ISSUER EXPOSURE RISK—The Fund may invest in securities of foreign companies directly, or in financial instruments that are indirectly linked to the performance of foreign issuers. The Fund's exposure to foreign issuers and investments in foreign securities are subject to additional risks in comparison to U.S. securities and U.S. issuers, including currency fluctuations, adverse political and economic developments, unreliable or untimely information, less liquidity, limited legal recourse and higher transactional costs.

HIGH YIELD AND UNRATED SECURITIES RISK—The Fund's exposure to higher yielding, below investment grade and unrated high risk debt securities (commonly known as "junk bonds") may present additional risk because these securities may be less liquid and present greater credit risk than investment grade bonds. The price of high yield securities tends to be subject to greater volatility due to issuer-specific operating results and outlook and to real or perceived adverse economic and competitive industry conditions. This exposure may be obtained through investments in other investment companies.

INTEREST RATE RISK—The market value of fixed income investments and related financial instruments will change in response to interest rate changes. During periods of falling interest rates, the values of fixed income securities generally rise. Conversely, during periods of rising interest rates, the values of such securities generally decline. Securities with greater interest rate sensitivity and longer maturities generally are subject to greater fluctuations in value. The Fund may invest in variable and floating rate securities. Although these instruments are generally less sensitive to interest rate changes than fixed rate instruments, the value of floating rate and variable securities may decline if their interest rates do not rise as quickly, or as much, as general interest rates. Changes in government or central bank policy, including changes in tax policy or changes in a central bank's implementation of specific policy goals, may have a substantial impact on interest rates, and could have an adverse effect on prices for fixed income securities and on the performance of the Fund. In particular, interest rates in the U.S. are at or near historically low levels and as a result, fixed income securities markets may experience heightened levels of interest rate risk. Any unexpected or sudden reversal of the fiscal policy underlying current interest rate levels could adversely affect the value of the Fund. There can be no guarantee that any particular government or central bank policy will be continued, discontinued or changed, nor that any such policy will have the desired effect on interest rates.

INVESTMENT IN INVESTMENT VEHICLES RISK—Investing in other investment vehicles, including ETFs, closed-end funds, affiliated short-term fixed income funds and other mutual funds, subjects the Fund to those risks affecting the investment vehicle, including the possibility that the value of the underlying securities held by the investment vehicle could decrease or the portfolio becomes illiquid. Moreover, the Fund and its shareholders will incur its pro rata share of the underlying vehicles' expenses, which will reduce the Fund's performance. In addition, investments in an ETF are subject to, among other risks, the risk that the ETF's shares may trade at a discount or premium relative to the NAV of the shares and the listing exchange may halt trading of the ETF's shares.

INVESTMENT IN LOANS RISK—Investing in loans involves special types of risks, including credit risk, interest rate risk, counterparty risk and prepayment risk. Loans may offer a fixed or floating interest rate. Loans are often generally below investment grade and may be unrated. Loans may be difficult to value and some can be subject to liquidity risk.

INVESTMENT IN THE SUBSIDIARY RISK—The Subsidiary is not registered under the 1940 Act and, unless otherwise noted in this Prospectus, is not subject to all of the investor protections of the 1940 Act. Thus, the Fund, as the sole investor in the Subsidiary, will not have all of the protections offered to shareholders of registered investment companies. By investing in the Subsidiary, the Fund is exposed to the risks of the Subsidiary's investments, which in turn will be exposed primarily to the risks of investing in the commodities markets. The Fund also will incur its pro rata share of the expenses of the Subsidiary. In addition, changes in the laws of the United States or the Cayman Islands, under which the Fund and the Subsidiary, respectively, are organized, could result in the inability of the Fund and/or the Subsidiary to operate as intended and could negatively affect the Fund and its shareholders.

INVESTMENT TECHNIQUE RISK—Some investment techniques of the Fund, such as its use of derivatives and other commodity-linked financial instruments to seek to achieve its investment objective, may be considered aggressive. These instruments may increase the volatility of the Fund and may involve a small investment of cash relative to the magnitude of the risk assumed. Such investment techniques may not consistently produce desired results and may be limited by legislative, regulatory, or tax developments.

LARGE-CAPITALIZATION SECURITIES RISK—The Fund is subject to the risk that large-capitalization stocks may underperform other segments of the equity market or the equity market as a whole. Larger, more established companies may be unable to respond quickly to new competitive challenges such as changes in technology and may not be able to attain the high growth rate of smaller companies, especially during extended periods of economic expansion.

LEVERAGING RISK—The Fund derives substantially all of its commodities exposure from its investment in derivatives and other financial instruments that provide leveraged exposure. The Fund's investment in these instruments generally requires a small investment relative to the amount of investment exposure assumed. As a result, such investments may give rise to losses that exceed the amount invested in those instruments. The use of derivatives and other similar financial instruments are an integral part of the Fund's investment strategy and may expose the Fund to potentially dramatic losses (or gains) in the value of a derivative or other financial instrument and, thus, in the value the Fund's portfolio. The cost of investing in such instruments generally increases as interest rates increase, which will lower the Fund's return.

LIQUIDITY AND VALUATION RISK—In certain circumstances, it may be difficult for the Fund to purchase and sell a particular investment within a reasonable time at a fair price, or the price at which it has been valued by the Advisor for purposes of the Fund's NAV, causing the Fund to be less liquid. While the Fund intends to invest in liquid securities and financial instruments, under certain market conditions, such as when trading in a particular investment has been halted temporarily by an exchange because the maximum price change of that investment has been realized, it may be difficult or impossible for the Fund to liquidate such investments. In addition, the ability of the Fund to assign an accurate daily value to certain investments may be difficult, and the Advisor may be required to fair value the investments.

MARKET RISK—The market value of the securities and derivatives held by the Fund may fluctuate over time in response to factors affecting individual companies or other factors such as changing economic, political or financial markets.

MID-CAPITALIZATION SECURITIES RISK—The Fund is subject to the risk that medium-capitalization stocks may underperform other segments of the equity market or the equity market as a whole. Securities of medium-capitalization companies may experience more price volatility, greater spreads between their bid and ask prices, lower trading volumes, and cyclical or static growth prospects. Medium-capitalization companies often have limited product lines, markets or financial resources, and may therefore be more vulnerable to adverse developments than larger capitalization companies.

OTC TRADING RISK—Certain of the derivatives in which the Fund may invest may be traded (and privately negotiated) in the OTC market. While the OTC derivatives market is the primary trading venue for many derivatives, it is largely unregulated and provides for less transparency than a national securities or commodities exchange. As a result and similar to other privately negotiated contracts, the Fund is subject to counterparty credit risk with respect to such derivatives contracts.

PORTFOLIO TURNOVER RISK—The Fund's strategy may frequently involve buying and selling portfolio securities, which may lead to increased costs to the Fund. Portfolio turnover risk may cause the Fund's performance to be less than you expect.

PREPAYMENT AND EXTENSION RISK—Prepayment risk is the risk that the principal on mortgage-backed securities, other asset-backed securities or any debt security with an embedded call option may be prepaid at any time, which could reduce the security's yield and market value. In the case of prepayment risk, if the investment is converted, prepaid or redeemed before maturity, the portfolio manager may not be able to invest the proceeds in other investments providing as high a level of income, resulting in a reduced yield to the Fund. The rate of prepayments tends to increase as interest rates fall, which could cause the average maturity of the portfolio to shorten. Conversely, extension risk is the risk that an unexpected rise in interest rates will extend the life of a mortgage- or asset-backed security beyond the prepayment time. If the Fund's investments are locked in at a lower interest rate for a longer period of time, the portfolio manager may be unable to capitalize on securities with higher interest rates or wider spreads.

REGULATORY AND LEGAL RISK—U.S. and non-U.S. governmental agencies and other regulators regularly implement additional regulations and legislators pass new laws that affect the investments held by the Fund, the strategies used by the Fund or the level of regulation or taxation applying to the Fund (such as regulations related to investments in derivatives and other transactions). These regulations and laws impact the investment strategies, performance, costs and operations of the Fund or taxation of shareholders.

REPURCHASE AGREEMENT RISK—The Fund's investment in repurchase agreements may be subject to market and credit risk with respect to the collateral securing the repurchase agreements. Investments in repurchase agreements

also may be subject to the risk that the market value of the underlying obligations may decline prior to the expiration of the repurchase agreement term.

SHORT SALES AND SHORT EXPOSURE RISK—Short selling a security involves selling a borrowed security with the expectation that the value of that security will decline, so that the security may be purchased at a lower price when returning the borrowed security. A short exposure through a derivative exposes the Fund to counterparty credit risk and leverage risk. The risk for loss on a short sale or other short exposure is greater than a direct investment in the security itself because the price of the borrowed security may rise, thereby increasing the price at which the security must be purchased. The risk of loss through a short sale or other short exposure may in some cases be theoretically unlimited. Government actions also may affect the Fund's ability to engage in short selling.

SMALL-CAPITALIZATION SECURITIES RISK—The Fund is subject to the risk that small-capitalization stocks may underperform other segments of the equity market or the equity market as a whole. Small-capitalization companies may be more vulnerable than larger, more established organizations to adverse business or economic developments. Securities of small-capitalization companies may experience much more price volatility, greater spreads between their bid and ask prices, significantly lower trading volumes, and cyclical or static growth prospects. Small-capitalization companies often have limited product lines, markets or financial resources, and may therefore be more vulnerable to adverse developments than larger capitalization companies.

TAX RISK—To qualify for the favorable U.S. federal income tax treatment generally available to regulated investment companies, the Fund must, among other requirements, derive at least 90% of its gross income for each taxable year from sources generating "qualifying income." Income derived from direct and certain indirect investments in commodities is not qualifying income. More information about this, and other, requirements for qualification as a regulated investment company can be found in the SAI. The Fund's investment in the Subsidiary is expected to provide the Fund with exposure to the commodities markets within the limitations of the federal tax requirements of Subchapter M of the Internal Revenue Code. The Fund has received a private letter ruling from the IRS that concludes that the income attributable to the Fund's investment in the Subsidiary will be qualifying income. The IRS issued final Treasury regulations pursuant to which the "Subpart F" income (as defined in Section 951 of the Internal Revenue Code to include passive income, including income from commodity-linked derivatives) of the Fund attributable to its investment in the Subsidiary is "qualifying income" to the Fund to the extent that such income is derived with respect to the Fund's business of investing in stock, securities or currencies. The Fund expects its "Subpart F" income attributable to its investment in the Subsidiary to be derived with respect to the Fund's business of investing in stock, securities or currencies and accordingly to be treated as "qualifying income." The Advisor intends to conduct the Fund's investments in the Subsidiary in a manner consistent with the terms and conditions of its private letter ruling and applicable Treasury regulations, and will monitor the Fund's investments in the Subsidiary to ensure that no more than 25% of the Fund's assets are invested in the Subsidiary.

The Fund currently gains most of its exposure to the commodities markets through its investment in the Subsidiary, which may invest in commodity-linked derivative instruments and other similar instruments. However, to the extent the Fund invests in such instruments directly, it may be subject to the risk that such instruments will not generate qualifying income and, thus, may compromise the Fund's ability to qualify as a regulated investment company. The Fund might generate more non-qualifying income than anticipated, might not be able to generate qualifying income in a particular taxable year at levels sufficient to meet the qualifying income test, or might not be able to determine the percentage of qualifying income it derives for a taxable year until after year-end. Failure to qualify as a regulated investment company could have significant negative tax consequences to Fund shareholders. Under certain circumstances, the Fund may be able to cure a failure to meet the qualifying income test, but in order to do so the Fund may incur significant Fund-level taxes, which would effectively reduce (and could eliminate) the Fund's returns.

TEMPORARY DEFENSIVE INVESTMENT RISK—The Advisor generally does not attempt to take defensive positions in the Fund in declining markets. Therefore, the Fund may be subject to greater losses in a declining market than a fund that does take defensive positions in declining markets.

TRADING HALT RISK—The Fund typically will hold futures contracts and short-term options. The major exchanges on which these contracts are traded, such as the Chicago Mercantile Exchange, have established limits on how much the trading price of a futures contract or option may decline over various time periods within a day, and may halt trading in a contract that exceeds such limits. If a trading halt occurs, the Fund may temporarily be unable to purchase or sell certain securities, futures contracts or options. Such a trading halt near the time the Fund prices its shares may

limit the Fund's ability to use leverage and fully invest its assets, which could adversely affect performance, and may prevent the Fund from achieving its investment objective.

PERFORMANCE INFORMATION

The following bar chart shows the performance of the shares of the Fund from year to year. The variability of performance over time provides an indication of the risks of investing in the Fund. The following table shows the performance of the shares of the Fund as an average over different periods of time in comparison to the performance of a broad-based market index. The figures in the bar chart and table assume the reinvestment of dividends and capital gains distributions. The performance information below does not reflect fees and expenses of any variable contract that may use the Fund as its underlying investment and would be lower if it did. Of course, this past performance (before taxes) does not necessarily indicate how the Fund will perform in the future. The Fund's investment objective and principal investment strategies changed on July 11, 2011 and September 27, 2012. Prior to September 27, 2012, the Fund sought to achieve positive absolute returns using an investment methodology based primarily on the S&P Diversified Trends Indicator's (the "S&P DTI") systematic rules-based trend-following strategy. Prior to July 11, 2011, the Fund sought to provide investment results that matched, before fees and expenses, the performance of the S&P DTI. Therefore, the performance and average annual total returns shown for periods prior to July 11, 2011 may have differed had the Fund's current investment objective and principal investment strategy been in effect during those periods.

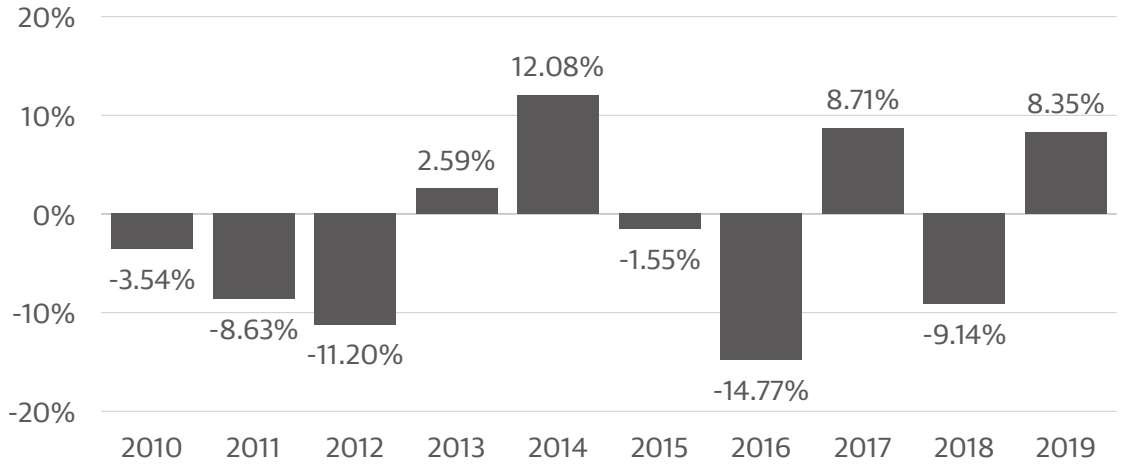

Highest Quarter Return
Q1 2015 7.86%

Lowest Quarter Return
Q2 2015 -7.91%

AVERAGE ANNUAL TOTAL RETURN

(for periods ended December 31, 2019)

	Past 1 Year	Past 5 Years	Past 10 Years
Global Managed Futures Strategy Fund	8.35%	-2.14%	-2.11%
ICE BofA Merrill Lynch 3-Month U.S. Treasury Bill Index *(reflects no deduction for fees, expenses or taxes)*	2.28%	1.07%	0.58%

MANAGEMENT

INVESTMENT ADVISOR

Security Investors, LLC, which operates under the name Guggenheim Investments, serves as the investment adviser of the Fund.

PORTFOLIO MANAGERS

- **Michael P. Byrum**, CFA, Senior Vice President. Mr. Byrum has been associated with the Advisor since 1993.
- **Ryan A. Harder,** CFA, Portfolio Manager. Mr. Harder has been associated with the Advisor since 2004.

PURCHASE AND SALE OF FUND SHARES

Shares of the Fund are purchased by insurance companies for their separate accounts to fund variable life insurance and variable annuity contracts. All orders for the purchase of shares are subject to acceptance or rejection by the Trust. All redemption requests will be processed and payment with respect thereto will be made within seven days after tender.

TAX INFORMATION

The tax consequences of your investment in the Fund depend on the provisions of the annuity or life insurance program through which you invest. For more information on taxes, please refer to the accompanying prospectus of the annuity or life insurance program through which Fund shares are offered.

INVESTMENT OBJECTIVE

The Multi-Hedge Strategies Fund (the "Fund") seeks long-term capital appreciation with less risk than traditional equity funds.

FEES AND EXPENSES OF THE FUND

This table describes the fees and expenses that you may pay if you buy and hold shares of the Fund. Owners of variable annuity and insurance contracts that invest in the Fund also should refer to the variable insurance contract prospectus for a description of fees and expenses that may be deducted at the separate account level or contract level for any charges that may be incurred under a contract. If the information below were to reflect the deduction of insurance charges, fees and expenses would be higher.

SHAREHOLDER FEES *(fees paid directly from your investment)*	N/A
ANNUAL FUND OPERATING EXPENSES *(expenses that you pay each year as a percentage of the value of your investment)*	
Management Fees of the Fund and the Subsidiary	1.17%
Other Expenses*	0.55%
Other Expenses of the Fund**	0.00%
Other Expenses of the Subsidiary	0.02%
Short Sales Dividend and Interest Expense	0.53%
Acquired Fund Fees and Expenses	0.18%
Total Annual Fund Operating Expenses***	1.90%
Fee Waiver****	-0.03%
Total Annual Fund Operating Expenses After Fee Waiver***	1.87%

* "Other Expenses" does not include fees paid to the Fund's swap contract counterparties, or the management fees, performance fees, and expenses of the reference assets or trading vehicles underlying such swap contracts. These fees and expenses, which are not reflected in this Annual Fund Operating Expenses table, are embedded in the returns of the swap contracts (*i.e.*, the fees and expenses reduce the investment returns of the swap contracts) and represent an indirect cost of investing in the Fund.

** Other Expenses of the Fund were less than 0.01% for the fiscal year ended December 31, 2019.

*** The Total Annual Fund Operating Expenses and Total Annual Fund Operating Expenses After Fee Waiver in this fee table may not correlate to the expense ratios in the Fund's financial highlights and financial statements because the financial highlights and financial statements reflect only the operating expenses of the Fund and do not include Acquired Fund Fees and Expenses, which are fees and expenses incurred indirectly by the Fund through its investments in certain underlying investment companies.

**** The Advisor has contractually agreed to waive the management fee it receives from the Fund in an amount equal to the management fee paid to the Advisor by the Subsidiary. This undertaking will continue in effect for so long as the Fund invests in the Subsidiary, and may be terminated only with the approval of the Fund's Board of Trustees. In addition, the Advisor also has contractually agreed through May 1, 2021, to waive the amount of the Fund's management fee to the extent necessary to offset the proportionate share of any management fee paid by the Fund with respect to any Fund investment in an underlying fund for which the Advisor or any of its affiliates also serves as investment manager. The agreement may be terminated by the Advisor at the conclusion of any one-year term or by the Fund's Board of Trustees at any time, and when the Advisor ceases to serve as such.

EXAMPLE

This Example is intended to help you compare the cost of investing in the Fund with the cost of investing in other mutual funds. The Example does not reflect the fees and expenses which are, or may be, imposed under your variable insurance contract. If the Example were to reflect the deduction of such charges, the costs shown would be greater.

The Example assumes that you invest $10,000 in the Fund for the time periods indicated and then redeem all of your shares at the end of those periods. The Example also assumes that your investment has a 5% return each year and that the Fund's operating expenses remain the same. Although your actual costs may be higher or lower, based on these assumptions your costs would be:

1 Year	3 Years	5 Years	10 Years
$190	$590	$1,015	$2,200

PORTFOLIO TURNOVER

The Fund pays transaction costs, such as commissions, when it buys and sells securities (or "turns over" its portfolio). A higher portfolio turnover rate may indicate higher transaction costs. These costs, which are not reflected in the Total Annual Fund Operating Expenses or the Example, affect the Fund's performance. During the most recent fiscal year, the Fund's portfolio turnover rate was 163% of the average value of its portfolio. The Fund's portfolio turnover rate is calculated without regard to cash instruments and most derivatives. If such instruments were included, the Fund's portfolio turnover rate might be significantly higher.

PRINCIPAL INVESTMENT STRATEGIES

The Fund pursues multiple investment styles or mandates that correspond to investment strategies widely employed by hedge funds. The Advisor may use one or more variations of any or all of the strategies described below. The Advisor's decision to allocate assets to a particular strategy or strategies is based on a proprietary evaluation of the strategy's risk and return characteristics.

Long/Short Equity—Pursuant to long/short equity investment strategies, portfolio managers seek to profit from investing on both the long and short sides of equity markets;

Equity Market Neutral—Pursuant to equity market neutral investment strategies, portfolio managers seek to profit from exploiting pricing relationships between different equities or related securities while typically hedging exposure to overall equity market movements;

Fixed Income Strategies—Pursuant to fixed income long and short investment strategies, portfolio managers seek to profit from relationships between different fixed income securities or fixed income and equity securities; and leveraging long and short positions in related securities;

Merger Arbitrage—Pursuant to merger arbitrage investment strategies, portfolio managers invest simultaneously in long and short positions in both companies involved in a merger or acquisition; and

Global Macro—Pursuant to global macro strategies, portfolio managers seek to profit from changes in currencies, commodity prices, fixed income securities, equity securities, and market volatility.

Each of these investment strategies may result in a directional bias depending upon the net effect of their constituent holdings. In general, a directional bias seeks to benefit from market movements in one direction or the other, and is designed to have high (positive or negative) correlation with market returns. In contrast, a non-directional bias seeks to produce returns that are independent of market returns, resulting in a low correlation with market returns. The Advisor allocates assets to strategies that are both directional and non-directional, and expects that the positioning (long or short) of the directional strategies will vary over time.

The Fund may use leverage to the extent permitted by applicable law. The Fund's use of directional and non-directional positions and internal investment controls result in a portfolio of assets designed to provide appropriate hedge fund portfolio characteristics as well as providing risk diversification.

The Fund may be long or short in a broad mix of financial assets including small, mid, and large-capitalization U.S. and foreign common stocks, currencies, commodities, futures, options, swap agreements, high yield securities, securities of other investment companies, American Depositary Receipts ("ADRs"), exchange-traded funds ("ETFs"), real estate investment trusts ("REITs") and corporate and sovereign debt. The Fund may write (sell) and purchase swap agreements, including credit default swap agreements. From time to time, the Fund's assets may have significant exposure to one or more market sectors.

Investments in derivative instruments, such as futures, options, and forward contracts and swap agreements, have the economic effect of creating financial leverage in the Fund's portfolio because such investments may give rise to losses that exceed the amount the Fund has invested in those instruments. Financial leverage will magnify, sometimes significantly, the Fund's exposure to any increase or decrease in prices associated with a particular reference asset resulting in increased volatility in the value of the Fund's portfolio. The value of the Fund's portfolio is likely to experience greater volatility over short-term periods. While such financial leverage has the potential to produce greater gains, it also may result in greater losses, which in some cases may cause the Fund to liquidate other portfolio investments at a loss to comply with limits on leverage and asset segregation requirements imposed by the Investment Company Act of 1940 (the "1940 Act") or to meet redemption requests. The Fund's use of derivatives and the leveraged investment exposure created by such use are expected to be significant. Certain of the Fund's derivatives investments may be traded in the over-the-counter ("OTC") market. The Fund may hold U.S. government securities or cash equivalents to collateralize its derivatives positions. The Fund also may enter into repurchase agreements with counterparties that are deemed to present acceptable credit risks. The Fund may use leverage to the extent permitted by applicable law by entering into borrowing transactions (principally lines of credit) for investment purposes.

The Fund may invest a portion of its assets, and at times, a substantial portion of its assets, in other short-term fixed-income investment companies advised by the Advisor, or an affiliate of the Advisor, for various purposes, including for liquidity management purposes (*e.g.*, to increase yield on liquid investments used to collateralize derivatives positions) or when such investment companies present a more cost-effective investment option than direct investments in the underlying securities. Investments in these investment companies will significantly increase the portfolio's exposure to certain other asset categories, including: (i) a broad range of high yield, high risk debt securities rated below the top four long-term rating categories by a nationally recognized statistical rating organization or, if unrated, determined by the Advisor to be of comparable quality (also known as "junk bonds"); (ii) securities issued by the U.S. government or its agencies and instrumentalities; (iii) collateralized loan obligations ("CLOs"), other asset-backed securities (including mortgage-backed securities) and similarly structured debt investments; and (iv) other short-term fixed income securities. Such investments will expose the Fund to the risks of these asset categories and increases or decreases in the value of these investments may cause the Fund to deviate from its investment objective.

The Fund also may invest up to 25% of its total assets in a wholly-owned and controlled Cayman Islands subsidiary (the "Subsidiary") as measured at the end of every quarter of the Fund's taxable year. The Subsidiary is advised by the Advisor, and has the same investment objective as the Fund. Unlike the Fund, however, the Subsidiary may invest to a greater extent in commodity-linked derivative instruments. The Subsidiary's investments in such instruments are subject to limits on leverage imposed by the 1940 Act. The Fund's investment in the Subsidiary is expected to provide the Fund with an effective means of obtaining exposure (long or short) to the investment returns of global commodities markets.

In an effort to ensure that the Fund is fully invested on a day-to-day basis, the Fund may conduct any necessary trading activity at or just prior to the close of the U.S. financial markets. Because the Fund seeks to gain exposure to different industries and sectors in the economy, from time to time, the Fund may invest a significant percentage of its assets in issuers in one or more groups of industries or sectors of the economy. While the Fund's sector and industry exposure may vary over time, as of March 31, 2020, the Fund has significant exposure to the Financials Sector, Health Care Sector, Industrials Sector, Information Technology Sector, and Real Estate Sector, as each sector is defined by the Global Industry Classification Standard, a widely recognized industry classification methodology developed by MSCI, Inc. and Standard & Poor's Financial Services LLC. Also, as of March 31, 2020, the Fund's investments are concentrated (*i.e.*, more than 25% of its assets) in securities issued by companies in the Equity Real Estate Investment Trusts (REITs) Industry, a separate industry within the Real Estate Sector. The Fund is non-diversified and, therefore, may invest a greater percentage of its assets in a particular issuer in comparison to a diversified fund.

PRINCIPAL RISKS

As with all mutual funds, a shareholder is subject to the risk that his or her investment could lose money. In addition to this risk, the Fund is subject to the principal risks described below.

ASSET-BACKED AND MORTGAGE-BACKED SECURITIES RISK—Through its investments in other investment companies, the Fund may have exposure to asset-backed securities, including mortgage-backed securities and structured finance investments. Investors in these securities generally receive payments that are part interest and part return of principal. These payments may vary based on the rate at which the underlying borrowers pay off their loans. Some asset-backed securities, including mortgage-backed securities, may have structures that make their

reaction to interest rates and other factors difficult to predict, making their prices very volatile and they are subject to liquidity risk. The terms of many structured finance investments and other instruments are tied to the London Interbank Offered Rate ("LIBOR"), which functions as a reference rate or benchmark. It is anticipated that LIBOR will be discontinued at the end of 2021, which may cause increased volatility and illiquidity in the markets for instruments with terms tied to LIBOR or other adverse consequences for these instruments. These events may adversely affect the Fund and its investments in such instruments.

BORROWING RISK—The Fund may borrow for several purposes, including investment purposes (*i.e.*, to purchase additional portfolio securities). The Fund's borrowings, which would be in the form of loans from banks, may be on a secured or unsecured basis and at fixed or variable rates of interest. The Fund's ability to obtain leverage through borrowings is dependent upon its ability to establish and maintain an appropriate line of credit. Borrowing also will cost the Fund interest expense and other fees. The cost of borrowing may reduce the Fund's return. In addition to any more stringent terms imposed by a lender, the 1940 Act requires the Fund to maintain continuous asset coverage of not less than 300% with respect to all borrowings. This would allow the Fund to borrow for such purposes an amount equal to as much as 33 1/3% of the value of its total assets. The Fund will borrow only if the value of the Fund's assets, including borrowings, is equal to at least 300% of all borrowings, including the proposed borrowing. If at any time the Fund should fail to meet this 300% coverage requirement, within three business days, the Fund will seek to reduce its borrowings to meet the requirement. The Fund may be required to dispose of portfolio investments on unfavorable terms if market fluctuations reduce its asset coverage to less than 300%.

CLO RISK—Through its investments in other investment companies, the Fund may have exposure to CLOs. A CLO is a trust typically collateralized by a pool of loans, which may include, among others, domestic and foreign senior secured loans, senior unsecured loans, and subordinate corporate loans, including loans that may be rated below investment grade or equivalent unrated loans. The cash flows from the trust are split into two or more portions, called tranches, varying in risk and yield. CLO tranches can experience substantial losses due to actual defaults, increased sensitivity to defaults due to collateral default and disappearance of protecting tranches, market anticipation of defaults, as well as aversion to CLO securities as a class. The risks of an investment in a CLO depend largely on the type of the collateral securities and the class of the CLO in which the Fund invests.

COMMODITY EXPOSURE RISK—The Fund may have investment exposure to the commodities markets and one or more sectors of the commodities markets, which may subject the Fund to greater volatility than investments in traditional securities, such as stocks and bonds. Volatility in the commodities markets may be caused by changes in overall market movements, commodity index volatility, domestic and foreign political and economic events and policies, war, acts of terrorism, changes in domestic or foreign interest rates and/or investor expectations concerning interest rates, domestic and foreign inflation rates, investment and trading activities of mutual funds, hedge funds and commodities funds, and factors affecting a particular industry or commodity, such as drought, floods, weather, livestock disease, embargoes, tariffs and other regulatory developments, or supply and demand disruptions. The prices of energy, industrial metals, precious metals, agriculture and livestock sector commodities may fluctuate widely due to factors such as changes in value, supply and demand and governmental regulatory policies. Because the Fund's performance may be linked to the performance of volatile commodities, investors should be willing to assume the risks of potentially significant fluctuations in the value of the Fund's shares. The Advisor anticipates that the Fund will have significant exposure to oil and other energy-related commodities. As a result, the Fund's performance is subject to the volatility of global oil prices, and the risk that oil supply and demand, capital expenditures on exploration and production, energy conservation efforts, the prices of alternative fuels, exchange rates and technological advances may adversely affect the Fund's performance.

COMMODITY-LINKED DERIVATIVES INVESTMENT RISK—The Fund may invest directly and indirectly in commodity-linked derivative instruments. The value of a commodity-linked derivatives investment typically is based upon the price movements of a physical commodity (such as heating oil, livestock, or agricultural products), a commodity futures contract or commodity index, or some other readily measurable economic variable dependent upon changes in the value of commodities or the commodities markets. The value of these securities will rise or fall in response to changes in the underlying commodity or related benchmark or investment. These securities expose the Fund economically to movements in commodity prices. The Fund's investment in commodity-related investment products may lead to losses in excess of the Fund's investment in such products. Such losses can significantly and adversely affect the net asset value ("NAV") of the Fund and, consequently, a shareholder's interest in the Fund.

COUNTERPARTY CREDIT RISK—The Fund may invest in financial instruments involving counterparties that attempt to gain exposure to a particular group of securities, index or asset class without actually purchasing those securities or investments, or to hedge a position. The Fund's use of such financial instruments, including swap agreements, involves risks that are different from those associated with ordinary portfolio securities transactions. For example, the Fund is exposed to the risk that the counterparty may be unwilling or unable to make timely payments to meet its contractual obligations or may fail to return holdings that are subject to the agreement with the counterparty. If the counterparty becomes bankrupt or defaults on its payment obligations to the Fund, the Fund may not receive the full amount that it is entitled to receive. If this occurs, the value of your shares in the Fund will decrease.

CREDIT RISK—The Fund could lose money if the debt securities or other instruments in which it invests decline in price, or the issuer or guarantor of such instrument fails to pay interest or principal when due because the issuer or guarantor of the instrument experiences an actual or perceived decline in its financial status. Generally, credit risk is increased when a portfolio security is downgraded or the perceived creditworthiness of the issuer or guarantor deteriorates, though the effect of any credit rating downgrade can be uncertain. To the extent the Fund invests in below investment grade instruments, it will be exposed to a greater amount of credit risk than a fund which only invests in investment grade securities. In addition, to the extent the Fund uses credit derivatives, such use will expose it to additional risk in the event that the bonds underlying the derivatives default. The degree of credit risk depends on the issuer's or guarantor's financial condition and on the terms of the instruments.

CURRENCY RISK—Direct and indirect exposure to foreign currencies subjects the Fund to the risk that those currencies will decline in value relative to the U.S. dollar or, in the case of short positions, that the U.S. dollar will decline in value relative to the currency being hedged. Currency exchange rates in foreign countries may fluctuate significantly over short periods of time for a number of reasons, including changes in interest rates, the imposition of currency controls, or other political, economic and social developments in the U.S. or abroad. The Fund also may incur transaction costs in connection with conversions between foreign currencies.

DEPOSITARY RECEIPT RISK—The Fund may hold the securities of non-U.S. companies in the form of ADRs. The underlying securities of the ADRs in the Fund's portfolio are subject to fluctuations in foreign currency exchange rates that may affect the value of the Fund's portfolio. In addition, the value of the securities underlying the ADRs may change materially when the U.S. markets are not open for trading. Investments in the underlying foreign securities also involve political and economic risks distinct from those associated with investing in the securities of U.S. issuers.

DERIVATIVES RISK—The Fund's investments in derivatives may pose risks in addition to and greater than those associated with investing directly in securities or other investments, including risks relating to leverage, imperfect correlations with underlying investments or the Fund's other portfolio holdings, high price volatility, lack of availability, counterparty credit, liquidity, valuation and legal restrictions. Their use is a highly specialized activity that involves investment techniques and risks different from those associated with ordinary portfolio securities transactions. If the Advisor is incorrect about its expectations of market conditions, the use of derivatives could also result in a loss, which in some cases may be unlimited. Certain risks are specific to the derivatives in which the Fund invests.

> **SWAP AGREEMENTS RISK**—Swap agreements are contracts among the Fund and a counterparty to exchange the return of the pre-determined underlying investment (such as the rate of return of the underlying index). Swap agreements may be negotiated bilaterally and traded OTC between two parties or, in some instances, must be transacted through a futures commission merchant and cleared through a clearinghouse that serves as a central counterparty. Risks associated with the use of swap agreements are different from those associated with ordinary portfolio securities transactions, due in part to the fact they could be considered illiquid and many swaps trade on the OTC market. Swaps are particularly subject to counterparty credit, correlation, valuation, liquidity and leveraging risks. Certain standardized swaps are subject to mandatory central clearing. Central clearing is expected to reduce counterparty credit risk and increase liquidity, but central clearing does not make swap transactions risk-free.
>
> **FUTURES CONTRACTS RISK**—Futures contracts are typically exchange-traded contracts that call for the future delivery of an asset at a certain price and date, or cash settlement of the terms of the contract. Risks of futures contracts may be caused by an imperfect correlation between movements in the price of the instruments and the price of the underlying securities. In addition, there is the risk that the Fund may not be able to enter into a closing transaction because of an illiquid market. Exchanges can limit the number of positions that can be held

or controlled by the Fund or the Advisor, thus limiting the ability to implement the Fund's strategies. Futures markets are highly volatile and the use of futures may increase the volatility of the Fund's NAV. Futures also are subject to leverage risks and to liquidity risk.

OPTIONS CONTRACTS RISK—Options or options on futures contracts give the holder of the option the right to buy (or to sell) a position in a security or in a contract to the writer of the option, at a certain price. They are subject to correlation risk because there may be an imperfect correlation between the options and the securities markets that cause a given transaction to fail to achieve its objectives. The successful use of options depends on the Advisor's ability to correctly predict future price fluctuations and the degree of correlation between the options and securities markets. Exchanges can limit the number of positions that can be held or controlled by the Fund or the Advisor, thus limiting the ability to implement the Fund's strategies. Options also are particularly subject to leverage risk and can be subject to liquidity risk.

EARLY CLOSING RISK—The Fund is subject to the risk that unanticipated early closings of securities exchanges and other financial markets may result in the Fund's inability to buy or sell securities or other financial instruments on that day and may cause the Fund to incur substantial trading losses.

EMERGING MARKETS RISK—The Fund's investments may have exposure to emerging markets. Emerging markets can be subject to greater social, economic, regulatory, and political uncertainties and can be extremely volatile because they are countries or markets with low- to middle-income economies as classified by the World Bank, and other countries or markets with similar characteristics as determined by the Advisor.

EQUITY RISK—The Fund is subject to the risk that the value of the equity securities and equity-based derivatives in the Fund's portfolio will decline due to volatility in the equity market caused by general market and economic conditions, perceptions regarding particular industries represented in the equity market, or factors relating to specific companies to which the Fund has investment exposure.

FOREIGN ISSUER EXPOSURE RISK—The Fund may invest in securities of foreign companies directly, or in financial instruments that are indirectly linked to the performance of foreign issuers. The Fund's investments in foreign securities and foreign issuers are subject to additional risks in comparison to U.S. securities and U.S. issuers, including currency fluctuations, adverse political and economic developments, unreliable or untimely information, less liquidity, limited legal recourse and higher transactional costs.

HIGH YIELD AND UNRATED SECURITIES RISK—The Fund's exposure to higher yielding, below investment grade and unrated high risk debt securities (commonly known as "junk bonds") may present additional risk because these securities may be less liquid and present greater credit risk than investment grade bonds. The price of high yield securities tends to be subject to greater volatility due to issuer-specific operating results and outlook and to real or perceived adverse economic and competitive industry conditions. This exposure may be obtained through investments in other investment companies.

INDUSTRY CONCENTRATION RISK—The Fund expects to concentrate (*i.e.*, invest more than 25% of its net assets) its investments in a limited number of issuers conducting business in the same industry or group of related industries. To the extent the Fund does so, the Fund is more vulnerable to adverse market, economic, regulatory, political or other developments affecting that industry or group of related industries than a fund that invests its assets more broadly. As of March 31, 2020, the Fund's investments are concentrated in securities issued by companies in the Equity Real Estate Investment Trusts (REITs) Industry. As a result of the Fund's concentration in the Equity Real Estate Investment Trusts (REITs) Industry, the Fund is subject to the risks associated with that Industry. The Equity Real Estate Investment Trusts (REITs) Industry is a separate industry within the Real Estate Sector that includes companies or trusts engaged in the acquisition, development, ownership, leasing, management and operation of: hotel and resort properties (hotel & resort REITs); office properties (office REITs); properties serving the health care industry, including hospitals, nursing homes and assisted living properties (health care REITs); residential properties, including multi-family homes, apartments, manufactured homes and student housing properties (residential REITs); shopping malls, outlet malls and neighborhood and community shopping centers (retail REITs); and other specialized properties including storage and other properties that do not generate a majority of their revenues and income from real estate rental and leasing operations (specialized REITS). For information regarding the Fund's investments in the Equity Real Estate Investment Trusts (REITs) Industry and real estate investment trusts, see "Sector Risk" and "Real Estate Investment Trust (REIT) Risk" below.

INTEREST RATE RISK—The market value of fixed income investments and related financial instruments will change in response to interest rate changes. During periods of falling interest rates, the values of fixed income securities generally rise. Conversely, during periods of rising interest rates, the values of such securities generally decline. Securities with greater interest rate sensitivity and longer maturities generally are subject to greater fluctuations in value. The Fund may invest in variable and floating rate securities. Although these instruments are generally less sensitive to interest rate changes than fixed rate instruments, the value of floating rate and variable securities may decline if their interest rates do not rise as quickly, or as much, as general interest rates. Changes in government or central bank policy, including changes in tax policy or changes in a central bank's implementation of specific policy goals, may have a substantial impact on interest rates, and could have an adverse effect on prices for fixed income securities and on the performance of the Fund. In particular, interest rates in the U.S. are at or near historically low levels and as a result, fixed income securities markets may experience heightened levels of interest rate risk. Any unexpected or sudden reversal of the fiscal policy underlying current interest rate levels could adversely affect the value of the Fund. There can be no guarantee that any particular government or central bank policy will be continued, discontinued or changed, nor that any such policy will have the desired effect on interest rates.

INVESTMENT IN INVESTMENT VEHICLES RISK—Investing in other investment vehicles, including ETFs, closed-end funds, affiliated short-term fixed income funds and other mutual funds, subjects the Fund to those risks affecting the investment vehicle, including the possibility that the value of the underlying securities held by the investment vehicle could decrease or the portfolio becomes illiquid. Moreover, the Fund and its shareholders will incur its pro rata share of the underlying vehicles' expenses, which will reduce the Fund's performance. In addition, investments in an ETF are subject to, among other risks, the risk that the ETF's shares may trade at a discount or premium relative to the NAV of the shares and the listing exchange may halt trading of the ETF's shares.

INVESTMENT IN LOANS RISK—Investing in loans involves special types of risks, including credit risk, interest rate risk, counterparty risk and prepayment risk. Loans may offer a fixed or floating interest rate. Loans are often generally below investment grade and may be unrated. Loans may be difficult to value and some can be subject to liquidity risk.

INVESTMENT IN THE SUBSIDIARY RISK—The Subsidiary is not registered under the 1940 Act and, unless otherwise noted in this Prospectus, is not subject to all of the investor protections of the 1940 Act. Thus, the Fund, as the sole investor in the Subsidiary, will not have all of the protections offered to shareholders of registered investment companies. By investing in the Subsidiary, the Fund is exposed to the risks of the Subsidiary's investments, which in turn will be exposed primarily to the risks of investing in the commodities markets. The Fund also will incur its pro rata share of the expenses of the Subsidiary. In addition, changes in the laws of the United States or the Cayman Islands, under which the Fund and the Subsidiary, respectively, are organized, could result in the inability of the Fund and/or the Subsidiary to operate as intended and could negatively affect the Fund and its shareholders.

LARGE-CAPITALIZATION SECURITIES RISK—The Fund is subject to the risk that large-capitalization stocks may underperform other segments of the equity market or the equity market as a whole. Larger, more established companies may be unable to respond quickly to new competitive challenges such as changes in technology and may not be able to attain the high growth rate of smaller companies, especially during extended periods of economic expansion.

LEVERAGING RISK—The Fund derives substantially all of its commodities exposure from its investment in derivatives and other financial instruments that provide leveraged exposure. The Fund's investment in these instruments generally requires a small investment relative to the amount of investment exposure assumed. As a result, such investments may give rise to losses that exceed the amount invested in those instruments. The use of derivatives and other similar financial instruments are an integral part of the Fund's investment strategy and may expose the Fund to potentially dramatic losses (or gains) in the value of a derivative or other financial instrument and, thus, in the value of the Fund's portfolio. The cost of investing in such instruments generally increases as interest rates increase, which will lower the Fund's return. Leverage may also arise through the use of borrowings for investment purposes. To the extent the Fund purchases securities while it has outstanding borrowings, it is using leverage, *i.e.*, using borrowed funds for investment. Leveraging will exaggerate the effect on the NAV of any increase or decrease in the market value of the Fund's portfolio. Money borrowed for leveraging will be subject to interest costs that may or may not be recovered by appreciation of the securities purchased. The 1940 Act limits the Fund from borrowing in an amount no more than 33 $^{1}/_{3}$% of its assets.

LIQUIDITY AND VALUATION RISK—In certain circumstances, it may be difficult for the Fund to purchase and sell a particular investment within a reasonable time at a fair price, or the price at which it has been valued by the Advisor for purposes of the Fund's NAV, causing the Fund to be less liquid. While the Fund intends to invest in liquid securities and financial instruments, under certain market conditions, such as when trading in a particular investment has been halted temporarily by an exchange because the maximum price change of that investment has been realized, it may be difficult or impossible for the Fund to liquidate such investments. In addition, the ability of the Fund to assign an accurate daily value to certain investments may be difficult, and the Advisor may be required to fair value the investments.

MANAGEMENT RISK—The Fund is actively managed, which means that investment decisions are made based on investment views. There is no guarantee that the investment views will produce the desired results or expected returns, causing the Fund to fail to meet its investment objective or underperform its benchmark index or funds with similar investment objectives and strategies. Furthermore, active trading that can accompany active management, also called "high turnover," may have a negative impact on performance. Active trading may result in higher brokerage costs or mark-up charges, which are ultimately passed on to shareholders of the Fund. Active trading also may result in adverse tax consequences.

MARKET RISK—The market value of the securities and derivatives held by the Fund may fluctuate over time in response to factors affecting individual companies or other factors such as changing economic, political or financial markets.

MID-CAPITALIZATION SECURITIES RISK—The Fund is subject to the risk that medium-capitalization stocks may underperform other segments of the equity market or the equity market as a whole. Securities of medium-capitalization companies may experience more price volatility, greater spreads between their bid and ask prices, lower trading volumes, and cyclical or static growth prospects. Medium-capitalization companies often have limited product lines, markets or financial resources, and may therefore be more vulnerable to adverse developments than larger capitalization companies.

NON-DIVERSIFICATION RISK—The Fund is considered non-diversified and can invest a greater portion of its assets in securities of individual issuers than a diversified fund. As a result, changes in the market value of a single issuer's securities could cause greater fluctuations in the value of Fund shares than would occur in a diversified fund.

OTC TRADING RISK—Certain of the derivatives in which the Fund may invest may be traded (and privately negotiated) in the OTC market. While the OTC derivatives market is the primary trading venue for many derivatives, it is largely unregulated and provides for less transparency than a national securities or commodities exchange. As a result and similar to other privately negotiated contracts, the Fund is subject to counterparty credit risk with respect to such derivatives contracts.

PORTFOLIO TURNOVER RISK—The Fund's strategy may frequently involve buying and selling portfolio securities, which may lead to increased costs to the Fund. Portfolio turnover risk may cause the Fund's performance to be less than you expect.

PREPAYMENT AND EXTENSION RISK—Prepayment risk is the risk that the principal on mortgage-backed securities, other asset-backed securities or any debt security with an embedded call option may be prepaid at any time, which could reduce the security's yield and market value. In the case of prepayment risk, if the investment is converted, prepaid or redeemed before maturity, the portfolio manager may not be able to invest the proceeds in other investments providing as high a level of income, resulting in a reduced yield to the Fund. The rate of prepayments tends to increase as interest rates fall, which could cause the average maturity of the portfolio to shorten. Conversely, extension risk is the risk that an unexpected rise in interest rates will extend the life of a mortgage- or asset-backed security beyond the prepayment time. If the Fund's investments are locked in at a lower interest rate for a longer period of time, the portfolio manager may be unable to capitalize on securities with higher interest rates or wider spreads.

REAL ESTATE INVESTMENT TRUST ("REIT") RISK—REITs are securities that invest substantially all of their assets in real estate, trade like stocks and may qualify for special tax considerations. Investments in REITs subject the Fund to risks associated with the direct ownership of real estate. Market conditions or events affecting the overall real estate and REIT markets, such as declining property values or rising interest rates, could have a negative impact on the real estate market and the value of REITs in general. REITs may be affected by changes in the value of the underlying

property owned by the trusts, economic downturns which may have a material effect on the real estate in which the REITs invest and their underlying portfolio securities. Further, REITs are dependent upon specialized management skills and may have their investments in relatively few properties, or in a small geographic area or a single property type. Failure of a company to qualify as a REIT under federal tax law may have adverse consequences to the Fund. In addition, REITs have their own expenses, and the Fund will bear a proportionate share of those expenses.

REGULATORY AND LEGAL RISK—U.S. and non-U.S. governmental agencies and other regulators regularly implement additional regulations and legislators pass new laws that affect the investments held by the Fund, the strategies used by the Fund or the level of regulation or taxation applying to the Fund (such as regulations related to investments in derivatives and other transactions). These regulations and laws impact the investment strategies, performance, costs and operations of the Fund or taxation of shareholders.

REPURCHASE AGREEMENT RISK—The Fund's investment in repurchase agreements may be subject to market and credit risk with respect to the collateral securing the repurchase agreements. Investments in repurchase agreements also may be subject to the risk that the market value of the underlying obligations may decline prior to the expiration of the repurchase agreement term.

SECTOR RISK—The Fund is subject to the Sector Risks described below.

Financials Sector Risk. The Fund's investments are exposed to issuers conducting business in the Financials Sector. The Financials Sector includes companies involved in banking, thrifts and mortgage finance, specialized finance, consumer finance, asset management and custody banks, investment banking and brokerage, and insurance. It also includes the Financial Exchanges & Data and Mortgage Real Estate Investment Trusts (REITs) sub-industries. Certain Financials Sector issuers serve as counterparties with which the Fund may enter into derivatives agreements or other similar contractual arrangements. The Fund is subject to the risk that the securities of such issuers will underperform the market as a whole due to legislative or regulatory changes, adverse market conditions and/or increased competition affecting the Financials Sector, which may adversely affect a company's ability to fulfill its obligations as a financial counterparty. Companies operating in the Financials Sector are subject to extensive government regulation, which may limit the financial commitments they can make and the interest rates and fees they can charge. Profitability is largely dependent on the availability and cost of capital funds, and may fluctuate significantly when interest rates change or due to increased competition.

Health Care Sector Risk. The Fund's investments are exposed to issuers conducting business in the Health Care Sector. The Health Care Sector includes health care providers and services, companies that manufacture and distribute health care equipment and supplies, and health care technology companies. It also includes companies involved in the research, development, production and marketing of pharmaceuticals and biotechnology products. The Fund is subject to the risk that the securities of such issuers will underperform the market as a whole due to legislative or regulatory changes, adverse market conditions and/or increased competition affecting the Health Care Sector. The prices of the securities of companies operating in the Health Care Sector are closely tied to government regulation and approval of their products and services, which can have a significant effect on the price and availability of those products and services.

Industrials Sector Risk. The Fund's investments are exposed to issuers conducting business in the Industrials Sector. The Industrials Sector includes manufacturers and distributors of capital goods such as aerospace and defense, building projects, electrical equipment and machinery, and companies that offer construction and engineering services. It also includes providers of commercial and professional services including printing, environmental and facilities services, office services and supplies, security and alarm services, human resource and employment services, and research and consulting services. It also includes companies that provide transportation services. The Fund is subject to the risk that the securities of such issuers will underperform the market as a whole due to legislative or regulatory changes, adverse market conditions and/or increased competition affecting the Industrials Sector. The prices of the securities of companies operating in the Industrials Sector may fluctuate due to the level and volatility of commodity prices, the exchange value of the dollar, import controls, worldwide competition, liability for environmental damage, depletion of resources, and mandated expenditures for safety and pollution control devices.

Information Technology Sector Risk. The Fund's investments are exposed to issuers conducting business in the Information Technology Sector. The Information Technology Sector includes companies that offer software and information technology services, manufacturers and distributors of technology hardware and equipment such as communications equipment, cellular phones, computers and peripherals, electronic equipment and related instruments and semiconductors. The Fund is subject to the risk that the securities of such issuers will underperform the market as a whole due to legislative or regulatory changes, adverse market conditions and/or increased competition affecting the Information Technology Sector. The prices of the securities of companies operating in the Information Technology Sector are closely tied to market competition, increased sensitivity to short product cycles and aggressive pricing, and problems with bringing products to market.

Real Estate Sector Risk. The Fund's investments are exposed to issuers conducting business in the Real Estate Sector. The Real Estate Sector contains companies operating in real estate development and operations. It also includes companies offering real estate-related services and REITs. The Fund is subject to the risk that the securities of such issuers will underperform the market as a whole due to legislative or regulatory changes, adverse market conditions and/or increased competition affecting the Real Estate Sector. The performance of companies operating in the Real Estate Sector has historically been cyclical and particularly sensitive to the overall economy and market changes, including declines in the value of real estate or, conversely, saturation of the real estate market, economic downturns and defaults by borrowers or tenants during such periods, increases in competition, limited availability of mortgage funds or other limits to accessing the credit or capital markets, and changes in interest rates.

SHORT SALES AND SHORT EXPOSURE RISK—Short selling a security involves selling a borrowed security with the expectation that the value of that security will decline, so that the security may be purchased at a lower price when returning the borrowed security. A short exposure through a derivative exposes the Fund to counterparty credit risk and leverage risk. The risk for loss on a short sale or other short exposure is greater than a direct investment in the security itself because the price of the borrowed security may rise, thereby increasing the price at which the security must be purchased. The risk of loss through a short sale or other short exposure may in some cases be theoretically unlimited. Government actions also may affect the Fund's ability to engage in short selling.

SMALL-CAPITALIZATION SECURITIES RISK—The Fund is subject to the risk that small-capitalization stocks may underperform other segments of the equity market or the equity market as a whole. Small-capitalization companies may be more vulnerable than larger, more established organizations to adverse business or economic developments. Securities of small-capitalization companies may experience much more price volatility, greater spreads between their bid and ask prices, significantly lower trading volumes, and cyclical or static growth prospects. Small-capitalization companies often have limited product lines, markets or financial resources, and may therefore be more vulnerable to adverse developments than larger capitalization companies.

SOVEREIGN DEBT RISK—Sovereign debt instruments are subject to the risk that a governmental entity may delay or refuse to pay interest or repay principal on its sovereign debt.

STRATEGY ALLOCATION RISK—The ability of the Fund to achieve its investment goal depends, in part, on the ability of the Advisor to allocate effectively the Fund's assets among multiple investment strategies. There can be no assurance that the actual allocations will be effective in achieving the Fund's investment goal or that an investment strategy will achieve its particular investment objective.

TAX RISK—To qualify for the favorable U.S. federal income tax treatment generally available to regulated investment companies, the Fund must, among other requirements, derive at least 90% of its gross income for each taxable year from sources generating "qualifying income." Income derived from direct and certain indirect investments in commodities is not qualifying income. More information about this, and other, requirements for qualification as a regulated investment company can be found in the SAI. The Fund's investment in the Subsidiary is expected to provide the Fund with exposure to the commodities markets within the limitations of the federal tax requirements of Subchapter M of the Internal Revenue Code. The Fund has received a private letter ruling from the IRS that concludes that the income attributable to the Fund's investment in the Subsidiary will be qualifying income. The IRS issued final Treasury regulations pursuant to which the "Subpart F" income (as defined in Section 951 of the Internal Revenue Code to include passive income, including income from commodity-linked derivatives) of the Fund attributable to its investment in the Subsidiary is "qualifying income" to the Fund to the extent that such income is derived with respect

to the Fund's business of investing in stock, securities or currencies. The Fund expects its "Subpart F" income attributable to its investment in the Subsidiary to be derived with respect to the Fund's business of investing in stock, securities or currencies and accordingly to be treated as "qualifying income." The Advisor intends to conduct the Fund's investments in the Subsidiary in a manner consistent with the terms and conditions of its private letter ruling and applicable Treasury regulations, and will monitor the Fund's investments in the Subsidiary to ensure that no more than 25% of the Fund's assets are invested in the Subsidiary.

The Fund currently gains most of its exposure to the commodities markets through its investment in the Subsidiary, which may invest in commodity-linked derivative instruments and other similar instruments. However, to the extent the Fund invests in such instruments directly, it may be subject to the risk that such instruments will not generate qualifying income and, thus, may compromise the Fund's ability to qualify as a regulated investment company. The Fund might generate more non-qualifying income than anticipated, might not be able to generate qualifying income in a particular taxable year at levels sufficient to meet the qualifying income test, or might not be able to determine the percentage of qualifying income it derives for a taxable year until after year-end. Failure to qualify as a regulated investment company could have significant negative tax consequences to Fund shareholders. Under certain circumstances, the Fund may be able to cure a failure to meet the qualifying income test, but in order to do so the Fund may incur significant Fund-level taxes, which would effectively reduce (and could eliminate) the Fund's returns.

TEMPORARY DEFENSIVE INVESTMENT RISK—The Advisor generally does not attempt to take defensive positions in the Fund in declining markets. Therefore, the Fund may be subject to greater losses in a declining market than a fund that does take defensive positions in declining markets.

TRADING HALT RISK—The Fund typically will hold futures contracts and short-term options. The major exchanges on which these contracts are traded, such as the Chicago Mercantile Exchange, have established limits on how much the trading price of a futures contract or option may decline over various time periods within a day, and may halt trading in a contract that exceeds such limits. If a trading halt occurs, the Fund may temporarily be unable to purchase or sell certain securities, futures contracts or options. Such a trading halt near the time the Fund prices its shares may limit the Fund's ability to use leverage and fully invest its assets, which could adversely affect performance, and may prevent the Fund from achieving its investment objective.

PERFORMANCE INFORMATION

The following bar chart shows the performance of the shares of the Fund from year to year. The variability of performance over time provides an indication of the risks of investing in the Fund. The following table shows the performance of the shares of the Fund as an average over different periods of time in comparison to the performance of a broad-based market index and the HFRX Global Hedge Fund Index. The figures in the bar chart and table assume the reinvestment of dividends and capital gains distributions. The performance information below does not reflect fees and expenses of any variable contract that may use the Fund as its underlying investment and would be lower if it did. Of course, this past performance (before taxes) does not necessarily indicate how the Fund will perform in the future. On August 31, 2017, the Fund's principal investment strategies were revised; therefore, the performance and average annual total returns shown for periods prior to August 31, 2017 may have differed had the Fund's current principal investment strategies been in effect during those periods.

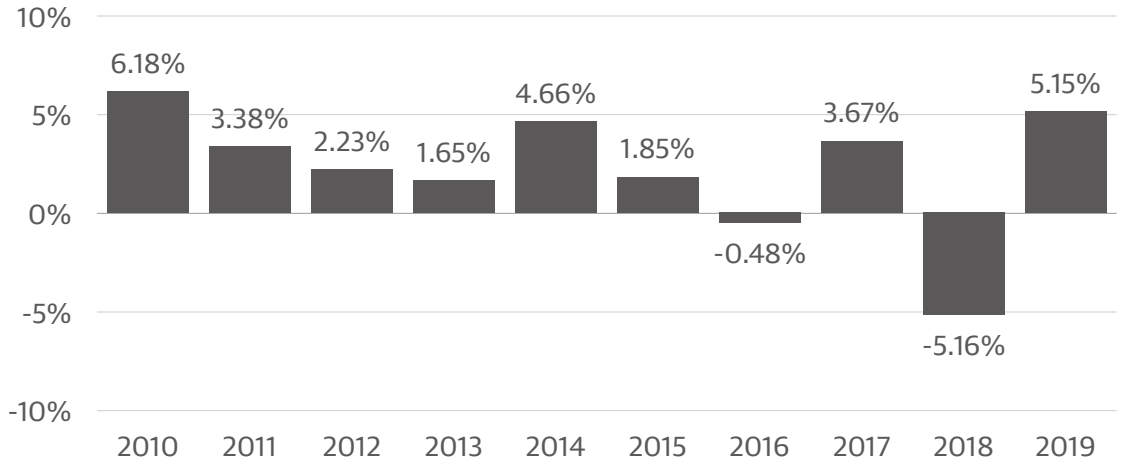

Highest Quarter Return
Q3 2010 4.91%

Lowest Quarter Return
Q1 2018 -3.46%

AVERAGE ANNUAL TOTAL RETURN
(for periods ended December 31, 2019)

	Past 1 Year	Past 5 Years	Past 10 Years
Multi-Hedge Strategies Fund	5.15%	0.93%	2.26%
S&P 500® Index *(reflects no deduction for fees, expenses or taxes)*	31.49%	11.70%	13.56%
HFRX Global Hedge Fund Index* *(reflects no deduction for fees, expenses or taxes)*	8.68%	1.20%	1.12%

* The HFRX Global Hedge Fund Index is designed to be representative of the overall composition of the hedge fund universe. It is comprised of eight strategies; convertible arbitrage, distressed securities, equity hedge, equity market neutral, event driven, macro, merger arbitrage, and relative value arbitrage. The strategies are asset weighted based on the distribution of assets in the hedge fund industry.

MANAGEMENT

INVESTMENT ADVISOR

Security Investors, LLC, which operates under the name Guggenheim Investments, serves as the investment adviser of the Fund.

PORTFOLIO MANAGERS

- **Michael P. Byrum**, CFA, Senior Vice President. Mr. Byrum has been associated with the Advisor since 1993.
- **Ryan A. Harder,** CFA, Portfolio Manager. Mr. Harder has been associated with the Advisor since 2004.

PURCHASE AND SALE OF FUND SHARES

Shares of the Fund are purchased by insurance companies for their separate accounts to fund variable life insurance and variable annuity contracts. All orders for the purchase of shares are subject to acceptance or rejection by the Trust. All redemption requests will be processed and payment with respect thereto will be made within seven days after tender.

TAX INFORMATION

The tax consequences of your investment in the Fund depend on the provisions of the annuity or life insurance program through which you invest. For more information on taxes, please refer to the accompanying prospectus of the annuity or life insurance program through which Fund shares are offered.

U.S. GOVERNMENT MONEY MARKET FUND

INVESTMENT OBJECTIVE

The U.S. Government Money Market Fund (the "Fund") seeks to provide security of principal, high current income, and liquidity.

FEES AND EXPENSES OF THE FUND

This table describes the fees and expenses that you may pay if you buy and hold shares of the Fund. Owners of variable annuity and insurance contracts that invest in the Fund also should refer to the variable insurance contract prospectus for a description of fees and expenses that may be deducted at the separate account level or contract level for any charges that may be incurred under a contract. If the information below were to reflect the deduction of insurance charges, fees and expenses would be higher.

SHAREHOLDER FEES *(fees paid directly from your investment)*	N/A
ANNUAL FUND OPERATING EXPENSES *(expenses that you pay each year as a percentage of the value of your investment)*	
Management Fees	0.50%
Other Expenses	0.92%
Total Annual Fund Operating Expenses	1.42%

EXAMPLE

This Example is intended to help you compare the cost of investing in the Fund with the cost of investing in other mutual funds. The Example does not reflect the fees and expenses which are, or may be, imposed under your variable insurance contract. If the Example were to reflect the deduction of such charges, the costs shown would be greater. The Example assumes that you invest $10,000 in the Fund for the time periods indicated and then redeem all of your shares at the end of those periods. The Example also assumes that your investment has a 5% return each year and that the Fund's operating expenses remain the same. Although your actual costs may be higher or lower, based on these assumptions your costs would be:

1 Year	3 Years	5 Years	10 Years
$145	$449	$776	$1,702

PRINCIPAL INVESTMENT STRATEGIES

The Fund intends to operate as a "government money market fund" as defined by Rule 2a-7 under the Investment Company Act of 1940 (the "1940 Act") and seeks to maintain a stable net asset value ("NAV") of $1.00 per share. As such, the Fund invests at least 99.5% of its total assets in government securities as defined by the 1940 Act, including those with floating or variable rates of interest, cash, and repurchase agreements collateralized fully by U.S. government securities. The Fund will comply with all applicable requirements of Rule 2a-7, including certain liquidity, maturity and diversification requirements. The Fund invests only in U.S. dollar-denominated securities and seeks to invest in securities that present minimal credit risk. Under normal circumstances, the Fund also will invest at least 80% of its net assets, plus any borrowings for investment purposes, in government securities and/or repurchase agreements that are collateralized by government securities.

The 1940 Act defines "government security" to mean any security issued or guaranteed as to principal or interest by the United States, or by a person controlled or supervised by and acting as an instrumentality of the government of the United States pursuant to authority granted by the Congress of the United States; or any certificate of deposit for any of the foregoing. Certain government securities issued or guaranteed by the U.S. Treasury and certain U.S. government agencies or instrumentalities are supported by the full faith and credit of the U.S. government. Other government securities issued or guaranteed by other U.S. government agencies or instrumentalities are not guaranteed by the U.S. Treasury or supported by the full faith and credit of the U.S. government, but such agencies and instrumentalities are authorized to borrow from the U.S. Treasury to meet their obligations. The Fund may invest in government securities issued by the following U.S. government agencies and instrumentalities, among others: Government National Mortgage Association (Ginnie Mae), Financing Corporation (FICO), Tennessee Valley Authority

(TVA), Federal Agricultural Mortgage Corporation (Farmer Mac), Federal National Mortgage Association (Fannie Mae), the Federal Home Loan Mortgage Corporation (Freddie Mac), Federal Farm Credit Bank (FFCB), and the Federal Home Loan Bank (FHLB).

"Government money market funds" are not required to impose liquidity fees or temporary redemption gates, and the Fund's Board of Trustees has elected not to impose such features at this time but may elect to impose such features in the future.

PRINCIPAL RISKS

As with all mutual funds, a shareholder is subject to the risk that his or her investment could lose money. In addition to this risk, the Fund is subject to the principal risks described below.

CREDIT RISK—The Fund could lose money if the issuer or guarantor of a debt instrument in which it invests or a counterparty to a derivatives transaction or other transaction becomes unwilling or unable to make timely principal and/or interest payments, or to otherwise meet its obligations. The issuer of a debt instrument, such as a bond, could also suffer a decrease in quality rating, which may affect the volatility of the price and liquidity of the bond.

FLOATING AND VARIABLE RATE SECURITIES RISK—Floating and variable rate securities provide for a periodic adjustment in the interest rate paid on the securities. The rate adjustment intervals may be regular and range from daily up to annually, or may be based on an event, such as a change in the prime rate. Floating and variable rate securities may be subject to greater liquidity risk than other debt securities, meaning that there may be limitations on the Fund's ability to sell the securities at any given time. Such securities also may lose value.

INCOME RISK—Income Risk involves the potential for decline in the Fund's yield (the rate of dividends the Fund pays) in the event of declining interest rates.

INTEREST RATE RISK—The market value of fixed income investments and related financial instruments will change in response to interest rate changes. During periods of falling interest rates, the values of fixed income securities generally rise. Conversely, during periods of rising interest rates, the values of such securities generally decline. Securities with greater interest rate sensitivity and longer maturities generally are subject to greater fluctuations in value. The Fund may invest in variable and floating rate securities. Although these instruments are generally less sensitive to interest rate changes than fixed rate instruments, the value of floating rate and variable securities may decline if their interest rates do not rise as quickly, or as much, as general interest rates. Changes in government or central bank policy, including changes in tax policy or changes in a central bank's implementation of specific policy goals, may have a substantial impact on interest rates, and could have an adverse effect on prices for fixed income securities and on the performance of the Fund. In particular, interest rates in the U.S. are at or near historically low levels and as a result, fixed income securities markets may experience heightened levels of interest rate risk. Any unexpected or sudden reversal of the fiscal policy underlying current interest rate levels could adversely affect the value of the Fund. There can be no guarantee that any particular government or central bank policy will be continued, discontinued or changed, nor that any such policy will have the desired effect on interest rates.

REGULATORY AND LEGAL RISK—U.S. and non-U.S. governmental agencies and other regulators regularly implement additional regulations and legislators pass new laws that affect the investments held by the Fund, the strategies used by the Fund or the level of regulation or taxation applying to the Fund (such as regulations related to investments in derivatives and other transactions). These regulations and laws impact the investment strategies, performance, costs and operations of the Fund or taxation of shareholders.

REPURCHASE AGREEMENT RISK—The Fund's investment in repurchase agreements may be subject to market and credit risk with respect to the repurchase agreement counterparty and underlying collateral securing the repurchase agreements. Investments in repurchase agreements also may be subject to the risk that the market value of the underlying obligations may decline prior to the expiration of the repurchase agreement term.

STABLE PRICE PER SHARE RISK— The Fund's assets are valued using the amortized cost method, which enables the Fund to maintain a stable price of $1.00 per share. Although the Fund is managed to maintain a stable price per share of $1.00, there is no guarantee that the price will be constantly maintained, and it is possible to lose money. You could lose money by investing in the Fund. Although the Fund seeks to preserve the value of your investment at $1.00 per share, it cannot guarantee it will do so. An investment in the Fund is not insured or guaranteed by the Federal

Deposit Insurance Corporation or any other government agency. The Advisor, which is the Fund's sponsor, and its affiliates have no legal obligation to provide financial support to the Fund, and you should not expect that the Advisor or its affiliates will provide financial support to the Fund at any time. In the event any money market fund fails to maintain a stable NAV, other money market funds, including the Fund, could face a universal risk of increased redemption pressures, potentially jeopardizing the stability of their NAVs.

U.S. GOVERNMENT SECURITIES RISK—U.S. government securities may or may not be backed by the full faith and credit of the U.S. government. The value of U.S. government securities will fluctuate and such securities are subject to the risks associated with fixed-income and debt securities, particularly interest rate and credit risk.

PERFORMANCE INFORMATION

The following bar chart shows the performance of the shares of the Fund from year to year. Effective May 1, 2016, the Fund operates as a "government money market fund" as that term is defined in Rule 2a-7 and as such is required to invest 99.5% of its total assets in government securities, cash or repurchase agreements that are collateralized fully by government securities or cash. While the Fund primarily invested in government securities prior to May 1, 2016, it was not subject to this investment requirement. As a result, the performance information presented below may have been different if the current investment strategy had been in effect during the period prior to the Fund's conversion to a government money market fund. The variability of performance over time provides an indication of the risks of investing in the Fund. The following table shows the performance of the shares of the Fund as an average over different periods of time. The figures in the bar chart and table assume the reinvestment of dividends and capital gains distributions. The performance information below does not reflect fees and expenses of any variable contract that may use the Fund as its underlying investment and would be lower if it did. Of course, this past performance (before taxes) does not necessarily indicate how the Fund will perform in the future.

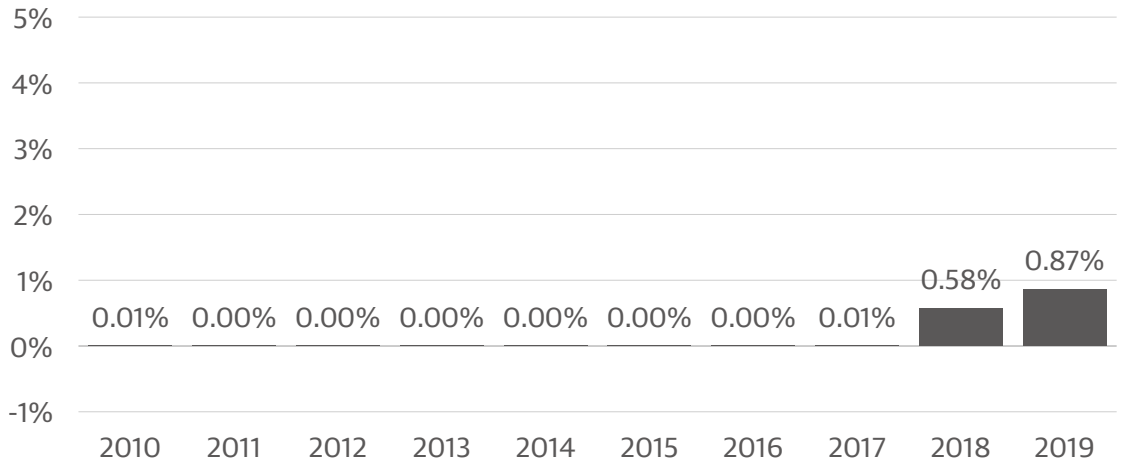

Highest Quarter Return
Q2 2019 0.26%

Lowest Quarter Return
Q2 2017 0.00%

AVERAGE ANNUAL TOTAL RETURN

(for periods ended December 31, 2019)

	Past 1 Year	Past 5 Years	Past 10 Years
U.S. Government Money Market Fund	0.87%	0.29%	0.15%

YIELD

Call 800.820.0888 for the U.S. Government Money Market Fund's current yield.

MANAGEMENT

INVESTMENT ADVISOR

Security Investors, LLC, which operates under the name Guggenheim Investments, serves as the investment adviser of the Fund.

PORTFOLIO MANAGERS

- **Michael P. Byrum**, CFA, Senior Vice President. Mr. Byrum has been associated with the Advisor since 1993.
- **Ryan A. Harder,** CFA, Portfolio Manager. Mr. Harder has been associated with the Advisor since 2004.

PURCHASE AND SALE OF FUND SHARES

Shares of the Fund are purchased by insurance companies for their separate accounts to fund variable life insurance and variable annuity contracts. All orders for the purchase of shares are subject to acceptance or rejection by the Trust. All redemption requests will be processed and payment with respect thereto will be made within seven days after tender.

TAX INFORMATION

The tax consequences of your investment in the Fund depend on the provisions of the annuity or life insurance program through which you invest. For more information on taxes, please refer to the accompanying prospectus of the annuity or life insurance program through which Fund shares are offered.

MORE INFORMATION ABOUT THE TRUST AND THE FUNDS

Rydex Variable Trust (the "Trust") is a Delaware statutory trust offering a number of professionally managed investment portfolios, or funds, that are grouped into several categories according to each fund's investment strategy. This Prospectus describes shares of the funds listed below (each, a "Fund" and collectively, the "Funds") which are grouped into the categories listed below.

DOMESTIC EQUITY FUNDS—Dow 2x Strategy Fund, NASDAQ-100® 2x Strategy Fund, Russell 2000® 2x Strategy Fund, S&P 500® 2x Strategy Fund, Inverse Dow 2x Strategy Fund, Inverse NASDAQ-100® 2x Strategy Fund, Inverse Russell 2000® 2x Strategy Fund, Inverse S&P 500® 2x Strategy Fund, Inverse Mid-Cap Strategy Fund, Inverse NASDAQ-100® Strategy Fund, Inverse Russell 2000® Strategy Fund, Inverse S&P 500® Strategy Fund, Mid-Cap 1.5x Strategy Fund, Nova Fund, NASDAQ-100® Fund, Russell 2000® Fund, Russell 2000® 1.5x Strategy Fund, S&P 500® Fund, S&P 500® Pure Growth Fund, S&P 500® Pure Value Fund, S&P MidCap 400® Pure Growth Fund, S&P MidCap 400® Pure Value Fund, S&P SmallCap 600® Pure Growth Fund, and S&P SmallCap 600® Pure Value Fund

SECTOR FUNDS—Banking Fund, Basic Materials Fund, Biotechnology Fund, Consumer Products Fund, Electronics Fund, Energy Fund, Energy Services Fund, Financial Services Fund, Health Care Fund, Internet Fund, Leisure Fund, Precious Metals Fund, Retailing Fund, Technology Fund, Telecommunications Fund, Transportation Fund, and Utilities Fund

INTERNATIONAL EQUITY FUNDS—Europe 1.25x Strategy Fund and Japan 2x Strategy Fund

SPECIALTY FUNDS—Commodities Strategy Fund, Strengthening Dollar 2x Strategy Fund, Weakening Dollar 2x Strategy Fund, and Real Estate Fund

FIXED INCOME FUNDS—Government Long Bond 1.2x Strategy Fund, Inverse Government Long Bond Strategy Fund, High Yield Strategy Fund, and Inverse High Yield Strategy Fund

ALTERNATIVE FUNDS—Long Short Equity Fund, Global Managed Futures Strategy Fund, and Multi-Hedge Strategies Fund

MONEY MARKET FUND—U.S. Government Money Market Fund

Shares of the Funds are available for investment by variable annuity and variable life insurance products. Variable life and variable annuity contract owners should also review the variable insurance contract prospectus prepared by their insurance company. Information about any variable insurance contract fees is included in the variable insurance contract prospectus.

INVESTMENT OBJECTIVES

The investment objective of each Fund (except for the U.S. Government Money Market Fund) is non-fundamental and may be changed without shareholder approval.

The following sections provide additional information regarding certain of the Funds' investment objectives.

Each Domestic Equity Fund, International Equity Fund, Specialty Fund (except the Real Estate Fund), and Fixed Income Fund (except the High Yield Strategy Fund and Inverse High Yield Strategy Fund) may change its underlying index or benchmark without shareholder approval. The Advisor, however, will attempt to provide shareholders with 30 days' prior notice of any such change.

Dow 2x Strategy Fund, NASDAQ-100® 2x Strategy Fund, Russell 2000® 2x Strategy Fund, S&P 500® 2x Strategy Fund and Strengthening Dollar 2x Strategy Fund. If the Fund meets its investment objective, the value of the Fund's shares will tend to increase on a daily basis by 200% of any increase in the value of the Fund's underlying index (*e.g.*, if the value of the underlying index goes up by 5%, the value of the Fund's shares should go up by 10% on that day). When the value of the Fund's underlying index declines, the value of the Fund's shares should also decrease on a daily basis by 200% of any decrease in the value of the underlying index (*e.g.*, if the value of the underlying index goes down by 5%, the value of the Fund's shares should go down by 10% on that day).

Inverse Dow 2x Strategy Fund, Inverse NASDAQ-100® 2x Strategy Fund, Inverse Russell 2000® 2x Strategy Fund, Inverse S&P 500® 2x Strategy Fund and Weakening Dollar 2x Strategy Fund. If the Fund meets its investment objective, the value of the Fund's shares will tend to increase on a daily basis by 200% of any decrease in the value of the Fund's underlying index (*e.g.*, if the value of the Fund's underlying index goes down by 5%, the value of the Fund's shares should go up by 10% on that day). When the value of the Fund's underlying index increases, the value of the Fund's shares should decrease on a daily basis by 200% of any increase in the value of the underlying index (*e.g.*, if the value of the Fund's underlying index goes up by 5%, the value of the Fund's shares should go down by 10% on that day).

Inverse Mid-Cap Strategy Fund, Inverse NASDAQ-100® Strategy Fund, Inverse Russell 2000® Strategy Fund and Inverse S&P 500® Strategy Fund. If the Fund meets its investment objective, the value of the Fund's shares will tend to increase during times when the value of the Fund's underlying index is decreasing. When the value of the Fund's underlying index is increasing, however, the value of the Fund's shares should decrease on a daily basis by an inversely proportionate amount (*e.g.*, if the index goes up by 5%, the value of the Fund's shares should go down by 5% on that day).

Mid-Cap 1.5x Strategy Fund, Russell 2000® 1.5x Strategy Fund and Europe 1.25x Strategy Fund. If the Fund meets its investment objective, the value of the Fund's shares will tend to increase during times when the performance of the Fund's underlying index is increasing. When the value of the Fund's underlying index is decreasing, the value of the Fund's shares will tend to decrease.

Nova Fund. If the Fund meets its investment objective, the value of the Fund's shares will tend to increase on a daily basis by 150% of any increase in the value of the underlying index. When the value of the underlying index declines, the value of the Fund's shares should also decrease on a daily basis by 150% of any decrease in the value of the underlying index (*e.g.*, if the value of the underlying index goes down by 5%, the value of the Fund's shares should go down by 7.5% on that day).

NASDAQ-100® Fund, Russell 2000® Fund, S&P 500® Fund, S&P 500® Pure Growth Fund, S&P 500® Pure Value Fund, S&P MidCap 400® Pure Growth Fund, S&P MidCap 400® Pure Value Fund, S&P SmallCap 600® Pure Growth Fund, S&P SmallCap 600® Pure Value Fund, and Commodities Strategy Fund. If the Fund meets its investment objective, the value of the Fund's shares will tend to increase on a daily basis by the percentage of any increase in the value of the Fund's underlying index. When the value of the Fund's underlying index declines, the value of the Fund's shares should also decrease on a daily basis by the percentage of the decrease in value of the underlying index.

Japan 2x Strategy Fund. If the Fund meets its investment objective, the value of the Fund's shares will tend to increase by 200% of the fair value of the underlying index during times when the performance of the underlying index is increasing. When the fair value of the Fund's underlying index decreases, the value of the Fund's shares should also decrease by 200% of the fair value of the decrease in the underlying index (*e.g.*, if the fair value of the underlying index goes down by 5%, the value of the Fund's shares should go down by 10%). Due to the use of fair valuation, which is explained in more detail under "Calculating Net Asset Value," the value of the Fund's shares may increase by more or less than 200% of the reported value of the underlying index on any given day.

Government Long Bond 1.2x Strategy Fund. If the Fund meets its investment objective, the value of the Fund's shares should increase on a daily basis by 120% of any price increase by the Long Treasury Bond. In contrast, when the price of the Long Treasury Bond declines, the value of the Fund's shares should decline on a daily basis by 120% of any price decline of the Long Treasury Bond (*e.g.*, if the Long Treasury Bond goes down by 5%, the value of the Fund's shares should go down by 6% on that day).

Inverse Government Long Bond Strategy Fund. If the Fund meets its investment objective, the value of the Fund's shares will tend to increase on a daily basis when the price of the Long Treasury Bond decreases. When the price of the Long Treasury Bond increases, however, the value of the Fund's shares should decrease on a daily basis by an inversely proportionate amount (*e.g.*, if the price of the Long Treasury Bond increases by 2%, the value of the Fund's shares should go down by 2% on that day).

Inverse High Yield Strategy Fund. If the Fund meets its investment objective, the value of the Fund's shares will tend to increase during times when the value of the high yield bond market, as a whole, is decreasing. When the value of the high yield bond market is increasing, however, the value of the Fund's shares should decrease on a daily basis by

an inversely proportionate amount (*e.g.*, if the value of the high yield bond market increases by 5%, the value of the Fund's shares should decrease by 5% on that day).

With the exception of the Europe 1.25x Strategy Fund and Japan 2x Strategy Fund, none of the Funds discussed above seek to achieve their respective investment objectives over a period of time greater than a single day. As a result of compounding, which is discussed in greater detail under "Understanding Compounding & the Effect of Leverage," each Fund's performance for periods greater than a single day is likely to be either greater than or less than the performance of the Fund's benchmark, before Fund fees and expenses. Neither the Europe 1.25x Strategy Fund nor the Japan 2x Strategy Fund seeks to provide investment results that correlate to the performance of its respective benchmark on a daily basis but rather seeks to provide investment results that correlate to the performance of its benchmark over time.

PRINCIPAL INVESTMENT STRATEGIES

The Advisor develops and implements structured investment strategies designed to achieve each Fund's investment objective. The Advisor places particular emphasis on controlling risk relative to each Fund's benchmark or market sector in order to maintain consistency and predictability.

With the exception of the High Yield Strategy Fund, Inverse High Yield Strategy Fund, and Long Short Equity Fund, the Advisor does not engage in temporary defensive investing, and seeks to keep each Fund fully invested in all market environments. Each of the High Yield Strategy Fund, Inverse High Yield Strategy Fund and Long Short Equity Fund may, but will not necessarily, invest up to 100% of its assets in high-quality debt securities and money market instruments in an effort to protect the value of the Fund in response to adverse market, economic, political or market conditions.

The High Yield Strategy Fund, Inverse High Yield Strategy Fund and Long Short Equity Fund may be invested in this defensive manner for extended periods, depending on the Advisor's assessment of market conditions, which could result in lower returns and loss of market opportunity. Debt securities and money market instruments include shares of money market mutual funds, commercial paper, certificates of deposit, bankers' acceptances, U.S. government securities, repurchase agreements and bonds that are rated BBB or higher. While a Fund is in a defensive position, the opportunity to achieve its investment objective will be limited. Furthermore, to the extent a Fund invests in money market mutual funds, the Fund would bear its pro rata portion of each such money market fund's advisory fees and operational expenses.

Each Domestic Equity Fund's, Sector Fund's, International Equity Fund's, Fixed Income Fund's, and the Real Estate Fund's and U.S. Government Money Market Fund's investment policy to invest at least 80% of its net assets in a particular type of investment or security is a non-fundamental policy that can be changed by the Fund upon 60 days' prior notice to shareholders. To the extent a Fund's investments in derivatives are included within its 80% investment policy, such derivatives generally will be valued at their notional value for purposes of calculating the Fund's compliance with the 80% investment requirement.

Domestic Equity Funds, International Equity Funds, Specialty Funds (except for the Real Estate Fund), and Fixed Income Funds (except for the High Yield Strategy Fund and Inverse High Yield Strategy Fund). In managing the Funds, the Advisor uses a "passive" investment strategy to manage each Fund's portfolio, meaning that the Advisor does not attempt to select securities based on their individual potential to perform better than the market. The Advisor's primary objective for the Funds is to match or correlate as closely as possible with the performance of each Fund's underlying index or other benchmark. The Advisor uses quantitative analysis techniques to structure each Fund to obtain the highest correlation to its particular benchmark. The Advisor monitors each Fund on an ongoing basis, and makes adjustments to its portfolio, as necessary, to minimize tracking error and to maximize liquidity.

The following Funds — Dow 2x Strategy Fund, NASDAQ-100® 2x Strategy Fund, Russell 2000® 2x Strategy Fund, S&P 500® 2x Strategy Fund, Inverse Dow 2x Strategy Fund, Inverse NASDAQ-100® 2x Strategy Fund, Inverse Russell 2000® 2x Strategy Fund, Inverse S&P 500® 2x Strategy Fund, Mid-Cap 1.5x Strategy Fund, Nova Fund, Russell 2000® 1.5x Strategy Fund, Europe 1.25x Strategy Fund, Japan 2x Strategy Fund, Government Long Bond 1.2x Strategy Fund, Strengthening Dollar 2x Strategy Fund, and Weakening Dollar 2x Strategy Fund — are invested to achieve returns that exceed the returns of the indices underlying their benchmarks. These leveraged returns are achieved not by borrowing, but by the use of futures contracts and options on securities, futures contracts, and securities indices, and other instruments that simulate leveraged returns without requiring a commitment of cash in excess of the Fund's

assets. For the Inverse Dow 2x Strategy Fund, Inverse NASDAQ-100® 2x Strategy Fund, Inverse Russell 2000® 2x Strategy Fund, Inverse S&P 500® 2x Strategy Fund, Inverse Mid-Cap Strategy Fund, Inverse NASDAQ-100® Strategy Fund, Inverse Russell 2000® Strategy Fund, Inverse S&P 500® Strategy Fund, Inverse Government Long Bond Strategy Fund and Weakening Dollar 2x Strategy Fund, the Advisor uses short selling techniques to produce returns that move inversely to the performance of their respective underlying indices.

The Funds pursuing leveraged, leveraged inverse, and inverse investment strategies may be appropriate for investors who believe that over the long-term, the value of the Funds' respective underlying indexes or reference asset or market will increase or decrease, and that by investing with the objective of achieving a multiple of the index's daily return, a multiple of the inverse of the index's daily return, or the inverse of the index's daily return, the Funds will achieve superior results over time. Investors should understand that each Fund that seeks a multiple of or multiple of the inverse of the daily performance of an underlying index or reference asset or market is expected to experience greater daily volatility than a conventional index fund. For example, if a Fund seeks to double the daily performance of the index underlying its benchmark, it should have twice the daily volatility of a conventional index fund. This increases the potential risk of loss. Due to the effects of compounding and leverage, in periods of increased market volatility, it is possible a Fund may sustain investment losses when the performance of the Fund's underlying index is flat and even when the benchmark's performance is improving.

The Funds are not suitable for all investors. The Funds should be utilized only by investors who (a) understand the risks associated with the use of leverage, (b) understand the consequences of seeking daily leveraged investment results (and in the case of the Europe 1.25x Strategy Fund and Japan 2x Strategy Fund, leveraged investment results over greater periods of time), (c) understand the risks of shorting, and (d) intend to actively monitor and manage their investments. Investors who do not meet these criteria should not buy shares of the Funds. An investment in the Funds is not a complete investment program.

Sector and Real Estate Funds. In managing the Sector Funds and the Real Estate Fund, the Advisor's objective is to develop a liquid portfolio of stocks that effectively represents a particular economic segment of the market. Because appropriate published indices are not available for many of the Sector Funds and the Real Estate Fund, the Advisor has developed its own quantitative and qualitative methodology to construct each Fund's portfolio. The Advisor first identifies the investment universe for each sector using sector and industry-level classifications used by widely recognized industry classification system providers such as Bloomberg Industry Classification System, Global Industry Classification Standard (GICS) and Barclays Global Classification Scheme. The Advisor then employs quantitative and qualitative screens based on price, liquidity, and tradability standards and stocks are weighted using a proprietary modified capitalization weighting methodology. The resulting portfolio is weighted to meet IRS diversification standards and to seek to generate returns reflective of that sector. The Advisor monitors the efficacy of this methodology, and makes periodic changes in the composition of the Sector and Real Estate Funds to seek to ensure that each Fund remains a valid representation of its sector.

Alternative Funds. While the Alternative Funds seek to target return characteristics similar to those achieved by certain hedge fund strategies, the Alternative Funds are registered investment companies and, thus, are subject to the comprehensive regulatory scheme of the 1940 Act and other federal securities laws. As a result, the Alternative Funds are not permitted to engage in certain investment activities to the same extent as hedge funds, such as borrowing and leverage. Therefore, the Alternative Funds may seek to achieve their investment objectives through the use of investment techniques that differ from those employed by hedge funds.

Long Short Equity Fund. The Advisor seeks to take long positions in instruments that provide exposure to market risk factors and company-specific risk factors the Advisor considers to be undervalued by the equity markets and sells short instruments that provide exposure to market risk factors and company-specific risk factors the Advisor considers to be overvalued by the equity markets. The Advisor may invest in cash or cash-type securities (high-quality, short-term debt securities issued by corporations, financial institutions, the U.S. government or foreign governments) as a temporary defensive position to avoid losses during adverse market conditions. Taking a temporary defensive position could reduce the benefit to the Fund if the market goes up. In this case, the Fund may not achieve its investment goal.

High Yield Strategy and Inverse High Yield Strategy Funds. The Advisor's primary objective for the High Yield Strategy Fund and Inverse High Yield Strategy Fund is to correlate with the performance of the high yield bond market. The Advisor seeks to create portfolios that will correlate highly with the performance of the high yield bond market by investing in credit default swaps, bond futures and other financial instruments that have risk and return characteristics

similar to a portfolio of high yield securities. A high yield bond is a bond that is rated below investment grade. Generally, high yield bonds are those bonds rated BB+ and lower by Standard & Poor's Rating Service or Ba1 and lower by Moody's Investors Service, Inc. Investors are subject to credit risk when investing in high yield bonds as issuers of the debt may be unable to make their interest and principal payments. High yield bonds typically pay higher yields because they tend to have a higher risk of defaulting than investment grade bonds. Investors also are subject to interest rate risk when investing in high yield bonds as fixed income securities will generally decrease when interest rates rise. However, the prices of high yield bonds may not necessarily move inversely with changes in interest rates due to changes in credit risk and/or other risks. The Funds will primarily invest in credit default swaps to gain exposure similar to the high yield bond market. The High Yield Strategy Fund will generally be a seller of credit protection and the Inverse High Yield Strategy Fund will generally be a buyer of credit protection. To manage interest rate risk, the Funds invest in bond futures. The High Yield Strategy Fund will typically buy bond futures, whereas the Inverse High Yield Strategy Fund will typically sell bond futures short. Additionally, the Advisor evaluates the relative liquidity of underlying securities to determine the optimal mix of assets for each Fund.

Multi-Hedge Strategies Fund. The Advisor develops and implements investment strategies designed to achieve the Fund's objective. Quantitative and qualitative inputs are used to determine the optimal mix of strategies for the Fund. The Advisor places particular emphasis on controlling risk at the Fund and strategy level.

Based on market observations and internal and external research, the Advisor employs directional and non-directional strategies which can be categorized into traditional hedge fund styles, including but not limited to Equity Long/Short, Equity Market Neutral, Global Macro, Merger Arbitrage, and Fixed Income Strategies. These strategies are then combined with the objective of creating returns which are differentiated from those of traditional equities and bonds over longer time periods. The Advisor utilizes several proprietary quantitative models and market insights to allocate between its investment strategies with the intent of generating capital appreciation while managing risk.

Directional and Non-Directional Positions

A directional position is designed to have a high correlation (positive or negative) with market returns. The Advisor selects securities to achieve particular directional positions using a quantitative model to identify those securities with high measures of liquidity and correlation to the appropriate market. For example, the Advisor may use S&P 500® futures to achieve a directional exposure to the equities market. Directional positions have market risk and are exposed to market movements. The Fund may employ a variety of directional positions. Below are brief descriptions of those directional positions the Fund expects to frequently employ to some extent.

- An **Equities** position involves obtaining long or short exposure to a basket of stocks or derivatives thereof, such as index futures.
- A **Fixed Income** position involves obtaining long or short exposure to a basket of cash bonds, bond futures and/or credit default swaps.
- A **Commodity** position involves obtaining long or short exposure to precious metals, livestock, grains, and other basic goods or materials generally through derivatives investments.
- A **Currency** position consists of purchasing or selling a basket of foreign currencies against the U.S. dollar.
- A **Covered Call Options** position involves investing in written call options on underlying securities which the Fund already owns.
- A **Long Options** position involves investing in long call or put options. A long call option provides upside profit potential while limiting downside exposure. A long put option provides downside profit potential while limiting upside exposure.

A non-directional position is designed to have a low correlation with market returns. Non-directional positions attempt to profit by exploiting structural mispricings in the financial markets. Non-directional investment strategies are market neutral in nature and, if executed successfully, have limited market exposure. The Fund may employ a variety of non-directional positions. Below are brief descriptions of those non-directional positions the Fund expects to frequently employ to some extent.

- An **Equity Market Neutral** strategy involves purchasing a basket of securities the Advisor deems attractive, while shorting a basket of securities the Advisor deems unattractive with the intention of minimizing equity market risk (*i.e.*, equity beta).

- A **Closed-End Fund Arbitrage** strategy involves purchasing a basket of closed-end funds trading at discounts to their NAVs while shorting stocks, ETFs, futures or other derivatives that best reflect the closed-end funds' systematic risks. The portfolio is structured to minimize market exposure, while capturing the narrowing of closed-end fund discounts.

- A **Merger Arbitrage** strategy position involves investing in a basket of stocks that are being acquired and simultaneously selling short a basket of stocks that are components of acquisition values. The portfolio's risk is a function of the unsuccessful completion of merger deals, which generally has little correlation with equity market returns.

- A **Duration Neutral Term Spreads** position involves investing in long 10-year U.S. government securities and simultaneously selling short 2-year U.S. government securities. The portfolio is duration-adjusted such that the duration of both long and short positions are approximately equal and has limited market exposure.

- A **Duration Neutral Default Spreads** position involves investing in a basket of corporate bonds and simultaneously selling short U.S. government securities of similar duration. The portfolio is formed such that the duration of both long and short positions are approximately equal and has limited market exposure.

- A **Convertible Arbitrage Spread** involves purchasing a basket of convertible bonds and simultaneously selling short associated equities against them. The portfolio is structured in such a way as to minimize equity and credit market exposure.

- A **Currency Spread** trade involves purchasing a basket of high yielding currencies and selling short a basket of low yielding currencies against it. The portfolio is structured to be dollar neutral.

- A **Volatility Arbitrage Spread** trade involves trading volatility/variance futures or swaps which provide a return based on the difference between the implied volatility in the marketplace at the time of sale and the subsequently realized market volatility. The swap is structured to include protection against extreme movements in market volatility.

Commodities Strategy Fund. In managing the Fund, the Advisor uses a "passive" investment strategy to manage the Fund's portfolio, meaning that the Advisor does not attempt to select securities based on their individual potential to perform better than the market. The Advisor's primary objective for the Fund is to correlate, as closely as possible, with the performance of the Fund's underlying index. The Advisor uses quantitative analysis techniques to structure the Fund to obtain the highest correlation to its underlying index. The Advisor monitors the Fund on an ongoing basis, and makes adjustments to its portfolio, as necessary, to minimize tracking error and to maximize liquidity.

Global Managed Futures Strategy Fund and Commodities Strategy Fund. The Advisor develops and implements structured investment strategies designed to achieve each Fund's investment objective. The Advisor uses quantitative methods to construct a portfolio for each Fund. Statistical techniques are then used to determine the optimal mix of assets for each Fund. The Advisor places particular emphasis on controlling risk relative to each Fund's investment universe in order to maintain consistency and predictability.

The Global Managed Futures Strategy Fund's investment policy to invest at least 80% of its net assets, plus any borrowings for investment purposes, in "managed futures" is a non-fundamental policy that can be changed by the Fund upon 60 days' prior notice to shareholders.

Securities Lending. The Funds participate in a securities lending program (the "Securities Lending Program") offered by U.S. Bank National Association (''U.S. Bank'') pursuant to the terms of a securities lending agreement entered into between the Trust and U.S. Bank. Securities lending involves the risk that a Fund may lose money because the borrower of the Fund's loaned securities fails to return the securities in a timely manner or at all. As a result, a Fund could lose money if it experiences a delay in recovering the loaned securities or if it is ultimately unable to recover the securities. Although each Fund receives collateral (often in the form of repurchase agreements) based on the value of the loaned securities and indemnifications from its lending agent, a Fund could still lose money if the value of the collateral

declines, including the value of any investments made with cash collateral, or if the lending agent fails to perform its obligations under its lending agreement with the Fund. A Fund's securities lending activities could also trigger adverse tax consequences for the Fund and affect the amount, timing and character of distributions to shareholders. For example, if a Fund loans its securities, the Fund and its investors may lose the ability to treat certain Fund distributions associated with those activities as qualified dividend income.

Investment in the Subsidiaries

The Commodities Strategy Fund, Multi-Hedge Strategies Fund and Global Managed Futures Strategy Fund may each invest in its Subsidiary. Each Fund's investment in its Subsidiary is expected to provide the Fund with exposure to the investment returns of global commodities markets within the limitations of the federal tax requirements that apply to the Fund and subject to the limits on leverage imposed by the 1940 Act. For more information about applicable federal tax requirements, please see "Dividends, Distributions and Additional Tax Information."

It is expected that each Subsidiary will invest in commodity futures, option and swap contracts, fixed income securities, foreign securities, pooled investment vehicles, including those that are not registered pursuant to the 1940 Act, and other investments intended to serve as margin or collateral for the Subsidiary's derivatives positions. Each Subsidiary is considered to be a commodity pool and therefore, subject to regulation under the Commodity Exchange Act.

The Advisor will consider whether it is more advantageous for a Fund to invest directly in commodity-linked financial instruments or if the desired exposure can be achieved more efficiently by investing in its Subsidiary, which would, in turn, purchase and hold commodity-linked financial instruments, such as futures contracts, swaps or options. As a result, the level of each Fund's investment in its Subsidiary will vary based on the Advisor's use of different commodity-linked financial instruments, with the increasing use of commodity-linked notes typically resulting in decreased investment in the Subsidiary and the increasing use of futures, swaps, or options on futures typically resulting in increased investment in the Subsidiary.

To the extent a Subsidiary invests in commodity-linked derivative instruments, it will comply with the same segregation and asset coverage requirements that are applicable to the Fund's transactions in derivatives under the 1940 Act. Similarly, to the extent they are applicable to the investment activities of a Subsidiary, the Subsidiary will be subject to the same fundamental and certain other investment restrictions (except for the restriction on the purchase and sale of commodities and commodities contracts applicable to the Funds) and will follow the same compliance policies and procedures as the Fund. The Subsidiaries are managed by the Advisor and each Subsidiary is overseen by its own board of directors. However, because each Fund is the sole shareholder in its respective Subsidiary, the Fund's Board of Trustees has direct oversight over the Fund's investments in its Subsidiary and indirect oversight over the Subsidiary's operations and investment activities.

For more information about the operation and management of the Funds' Subsidiaries, please see "Investment Policies, Techniques, and Risk Factors" in the Statement of Additional Information (the "SAI").

IMPORTANT INFORMATION REGARDING FUNDS THAT SEEK LEVERAGED AND INVERSE INVESTMENT RESULTS

The Dow 2x Strategy Fund, NASDAQ-100® 2x Strategy Fund, Russell 2000® 2x Strategy Fund, S&P 500® 2x Strategy Fund, Mid-Cap 1.5x Strategy Fund, Russell 2000® 1.5x Strategy Fund, Nova Fund, Government Long Bond 1.2x Strategy Fund, and Strengthening Dollar 2x Strategy Fund (the "Daily Leveraged Funds") seek daily leveraged investment results. The Europe 1.25x Strategy Fund and Japan 2x Strategy Fund also seek leveraged investment results (the "Leveraged Funds"). The Inverse Dow 2x Strategy Fund, Inverse NASDAQ-100® 2x Strategy Fund, Inverse Russell 2000® 2x Strategy Fund, Inverse S&P 500® 2x Strategy Fund, and Weakening Dollar 2x Strategy Fund (the "Leveraged Inverse Funds") seek to provide leveraged investment results that match or correlate to the opposite of the performance of a specific benchmark on a daily basis. The Inverse NASDAQ-100® Strategy Fund, Inverse S&P 500® Strategy Fund, Inverse Mid-Cap Strategy Fund, Inverse Russell 2000® Strategy Fund, and Inverse Government Long Bond Strategy Fund (the "Daily Inverse Funds") seek to provide investment results that match or correlate to the opposite of the performance of a specific benchmark on a daily basis. The Inverse High Yield Strategy Fund seeks to provide investment results that inversely correlate to the performance of the high yield bond market (the "Inverse Fund"). The Daily Leveraged Funds, Leveraged Funds, Leveraged Inverse Funds, Daily Inverse Funds and the Inverse Fund may be referred to collectively as the "Funds."

As discussed in each Fund's Summary section, the Funds' performance is subject to the effects of compounding and leverage, which are discussed in more detail below.

UNDERSTANDING COMPOUNDING & THE EFFECT OF LEVERAGE

It is important to understand the effects of compounding when investing in any mutual fund, especially funds that use leverage as part of their investment strategy. The effect of leverage on a fund that rebalances on a daily basis will generally cause the fund's performance to not match or correlate to the performance of the fund's benchmark over a period of time greater than one day. As a result, the use of leverage could cause the performance of a fund to be less than or greater than the performance of the index underlying the fund's benchmark multiplied by the amount of leverage employed, before accounting for fees and expenses. The following simple examples provide an illustration:

Example A: Assume you invest $100 in Fund A, a typical index fund that seeks to match the performance of its underlying index. If the index increases 10% on day one, the value of your shares in Fund A would be expected to increase $10 (10% of $100) to $110. The next day, if the index decreases 10%, the value of your shares in Fund A would be expected to decrease $11 (10% of $110) to $99.

Example B: Assume you invested $100 in Fund B, a fund that seeks to return 200% of the performance of its underlying index. If the index increases 10% on day one, the value of your shares in Fund B would be expected to increase $20 (20% of $100) to $120. The next day, if the index decreases 10%, the value of your shares in Fund B would be expected to decrease $24 (20% of $120) to $96.

Because of the effect of compounding, in each case the value of your investment declined even though the index went up 10% on day one and down 10% on day two. However, the effect of compounding was more pronounced when combined with leverage (Example B).

The examples demonstrate that over time, the cumulative percentage increase or decrease in the NAV of a fund may diverge significantly from the cumulative percentage increase or decrease in the multiple of the return of the index underlying a fund's benchmark due to the compounding effect of losses and gains on the returns of the fund. It also is expected that a fund's use of consistently applied leverage will cause the fund to underperform the compounded return of twice its benchmark in a trendless or flat market.

The following graphs further illustrate the effect of leverage on fund performance in comparison to the performance of the fund's underlying index in three different markets. Each of the three graphs shows a simulated hypothetical of the one-year performance of an index compared with the performance of a fund that perfectly achieves its investment objective of exactly twice (200%) the daily index returns.

In order to isolate the effect of leverage, the hypothetical graphs assume: (i) no tracking error (see "Tracking Error Risk" under "Descriptions of Principal Risks"); (ii) no dividends paid by the companies included in the underlying index; (iii) no expenses; and (iv) borrowing and/or lending rates (required to obtain leverage) of zero percent. If tracking error, fund expenses, and borrowing and lending rates of greater than zero percent were included in the graphs, the fund's performance would be lower than that shown below. Each of the graphs also assumes an index volatility of 20%. An index's volatility is a statistical measure of the magnitude of the fluctuations in the returns of an index. For example, the annualized historical volatility rate for the five-year period ended March 31, 2020 of the S&P 500® Index is 13.65%. The S&P 500® Index's volatility may be more or less significant at any given time. The indices underlying the Funds' benchmarks have different historical volatilities, which may be more or less significant than the index volatilities assumed in the graphs below. The annualized historical volatility for the five-year period ended March 31, 2020 of the other indices underlying the Funds' benchmarks is as follows: Dow Jones Industrial Average® 14.30%; NASDAQ-100 Index® 15.58%; Nikkei 225 Stock Average Index 13.84%; Russell 2000® Index 19.15%; S&P MidCap 400® Index 17.27%; STOXX Europe 50® Index 15.02%; and U.S. Dollar Index® 5.90%. The hypothetical graphs are meant to demonstrate the effects of leverage only and are in no way indicative of the actual performance of any of the Funds.

Twice (200%) Daily Index Returns

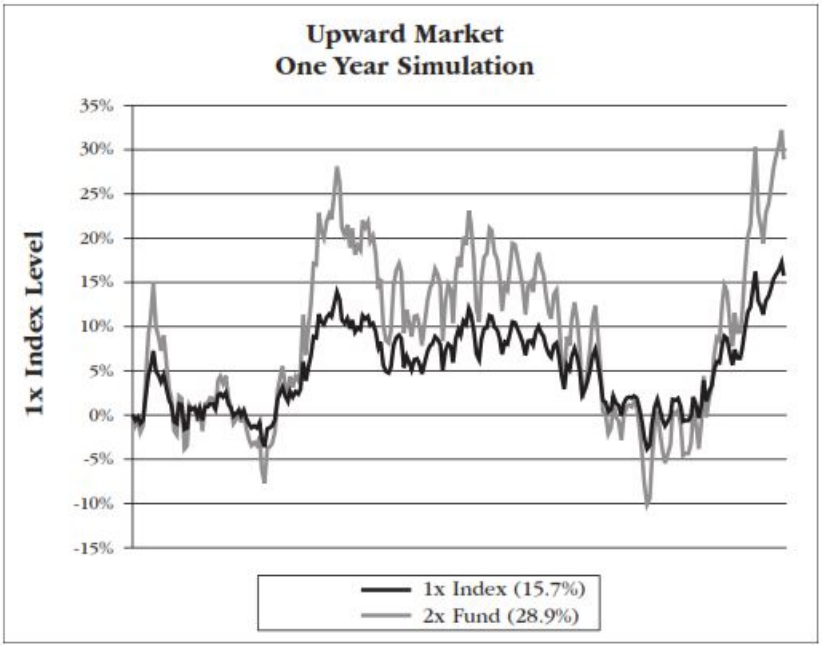

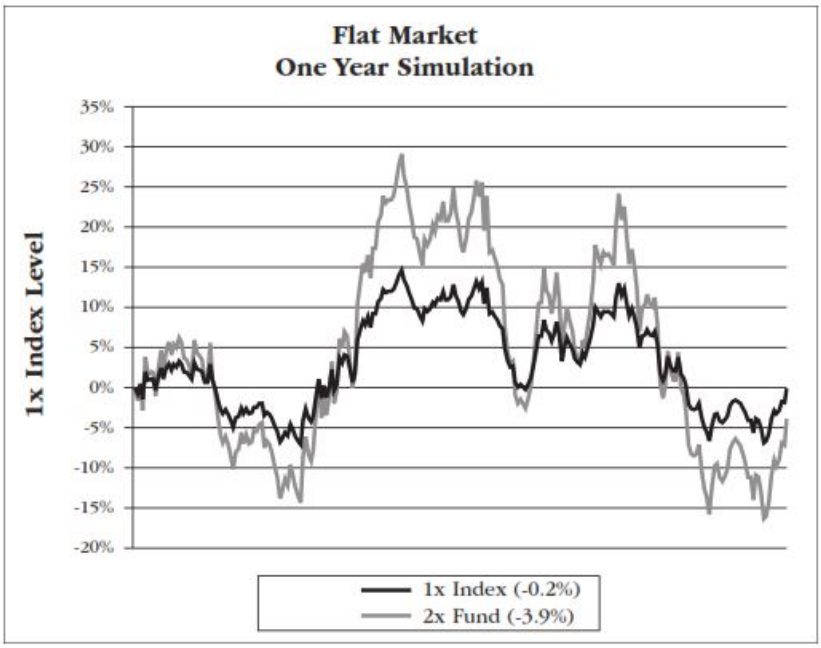

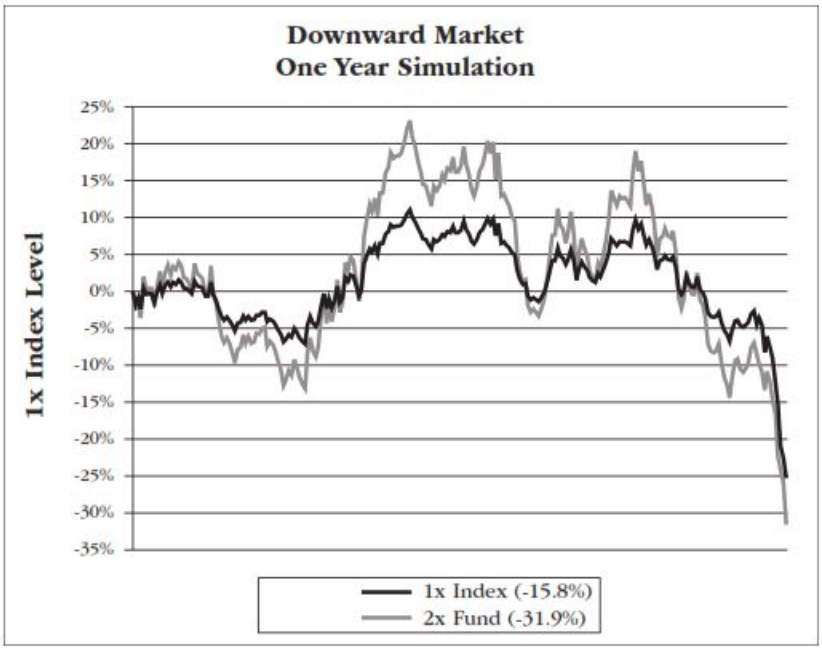

MARKET VOLATILITY.

Each Daily Leveraged Fund and Leveraged Inverse Fund seeks to provide a return that is a multiple of the daily performance of its underlying index. **No Daily Leveraged Fund or Leveraged Inverse Fund attempts to, and no Daily Leveraged Fund or Leveraged Inverse Fund should be expected to, provide returns that are a multiple of the return of the underlying index for periods other than a single day.** Each Daily Leveraged Fund and Leveraged Inverse Fund rebalances its portfolio on a daily basis, increasing exposure in response to that day's gains or reducing exposure in response to that day's losses.

Daily rebalancing will impair a Daily Leveraged Fund's or Leveraged Inverse Fund's performance if the benchmark experiences volatility. For instance, a hypothetical 2x daily leveraged fund would be expected to lose -3.9% (as shown in Table 1 below) if its benchmark provided no return over a one year period during which its benchmark experienced annualized volatility of 20%. If the benchmark's annualized volatility were to rise to 40%, the hypothetical loss for a one year period for a 2x daily leveraged fund widens to approximately -14.8% while the loss for a 2x inverse fund rises to 38.0%. At higher ranges of volatility, there is a chance of a near complete loss of fund value even if the benchmark is flat. For instance, if annualized volatility of the benchmark is 90%, a 2x leveraged inverse fund targeted to the same benchmark would be expected to lose more than 90% of its value even if the cumulative benchmark return for the year was 0%. An index's volatility rate is a statistical measure of the magnitude of fluctuations in the returns of an index.

Table 1

Benchmark Annualized Volatility Range	Hypothetical 2x Leveraged Fund Loss	Hypothetical 2x Inverse Fund Loss
10%	-1.0%	-2.9%
20%	-3.9%	-11.3%
30%	-8.6%	-23.6%
40%	-14.8%	-38.0%
50%	-22.2%	-52.7%
60%	-30.4%	-66.0%
70%	-39.1%	-77.1%
80%	-47.5%	-85.3%
90%	-56.2%	-91.3%
100%	-64.0%	-95.1%

Table 1 shows the hypothetical loss for a one-year period, assuming the above annualized volatility range for a hypothetical benchmark that provided no return over the one-year period. The hypothetical loss was determined based upon 100,000 simulations performed with randomly generated daily returns normally distributed around 0%. The return values shown represent the mean leveraged final return for all samples with an unleveraged final return between -1% and +1%.

Table 2 shows the range of annualized volatility for the indices to which the Daily Leveraged Funds and Leveraged Inverse Funds are benchmarked for the five-year period ended March 31, 2020. In historical terms, volatility ranges during this period were extremely high. The indices to which the Funds are benchmarked have historical volatility rates over that period ranging from 5.90% to 19.15%. Since market volatility has negative implications for funds that rebalance daily, investors should be sure to monitor and manage their investments in the Daily Leveraged Funds and Leveraged Inverse Funds in volatile markets. The negative implications of volatility in Table 1 can be combined with the recent volatility ranges of various indices in Table 2 to give investors some sense of the risks of holding the Daily Leveraged Funds and Leveraged Inverse Funds for long periods. These tables are intended to simply underscore the fact that the Daily Leveraged Funds and Leveraged Inverse Funds are designed for investors who (a) understand the risks associated with the use of leverage, (b) understand the consequences of seeking daily leveraged investment results, (c) understand the risks of shorting and (d) intend to actively monitor and manage their investments. They are not intended to be used by, and are not appropriate for, investors who do not intend to actively monitor and manage their portfolios.

Table 2

Index	Annualized Historical Volatility for the Five-Year Period Ended March 31, 2020
Russell 2000® Index	19.15%
S&P MidCap 400® Index	17.27%
NASDAQ-100 Index®	15.58%
STOXX Europe 50® Index	15.02%
Dow Jones Industrial Average®	14.30%
Nikkei 225 Stock Average Index	13.84%
S&P 500® Index	13.65%
U.S. Dollar Index®	5.90%

A PRECAUTIONARY NOTE TO INVESTORS REGARDING DRAMATIC INDEX MOVEMENT. Each Daily Leveraged Fund seeks daily exposure to its underlying index equal to or in excess of 120% of its net assets while each Leveraged Inverse Fund seeks daily exposure to its underlying index equal to -200% of its net assets. As a consequence, for each Daily Leveraged Fund, the risk of total loss of your investment exists in the event of a decline in the value of the underlying index of a Daily Leveraged Fund and for each Leveraged Inverse Fund the risk of total loss exists in the event of a gain in the value of the underlying index of a Leveraged Inverse Fund. Due to the effects of compounding and leverage, in periods of increased market volatility, it also is possible that a Daily Leveraged Fund or Leveraged Inverse Fund may sustain investment losses when the performance of its underlying index is flat and even when the benchmark's performance is improving. In short, the risk of total loss of your investment exists.

THE PROJECTED RETURNS OF LEVERAGED FUNDS FOR SHARES HELD LONGER THAN A FULL TRADING DAY. The Daily Leveraged Funds and Leveraged Inverse Funds seek daily leveraged investment results, which should not be equated with seeking a leveraged goal for longer than a day. For instance, if a Daily Leveraged Fund's underlying index gains 10% for a week, the Daily Leveraged Fund's shares should not be expected to provide a return of 20% for the week even if it meets its daily target throughout the week. This is true because of the fund expenses set forth in the prospectus, but also because the pursuit of daily goals may result in daily leveraged compounding, which means that the return of an index over a period of time greater than one day multiplied by a Daily Leveraged Fund's or Leveraged Inverse Fund's daily target or inverse daily target (*e.g.*, 200% or -200%) will not generally equal a Daily Leveraged Fund's or Leveraged Inverse Fund's performance over that same period.

The following charts set out a range of hypothetical daily performances during a given 10 trading days of an index and demonstrate how changes in the index affect a Daily Leveraged Fund's and Leveraged Inverse Fund's performance for a trading day and cumulatively up to, and including, the entire 10 trading day period. The charts are based on a hypothetical $100 investment in a Daily Leveraged Fund and Leveraged Inverse Fund over a 10 trading day period and do not reflect expenses of any kind.

TABLE 1: NO CLEAR TREND IN THE MARKET

	Index			2x Daily Leveraged Fund			2x Leveraged Inverse Fund		
	Value	Daily Performance	Cumulative Value	NAV	Daily Performance	Cumulative Performance	NAV	Daily Performance	Cumulative Performance
	100			$100.00			$100.00		
Day 1	105	5.00%	5.00%	$110.00	10.00%	10.00%	$90.00	-10.00%	-10.00%
Day 2	110	4.76%	10.00%	$120.48	9.52%	20.48%	$81.43	-9.52%	-18.57%
Day 3	100	-9.09%	0.00%	$98.57	-18.18%	-1.43%	$96.23	18.18%	-3.77%
Day 4	90	-10.00%	-10.00%	$78.86	-20.00%	-21.14%	$115.48	20.00%	15.48%
Day 5	85	-5.56%	-15.00%	$70.10	-11.11%	-29.90%	$128.31	11.11%	28.31%
Day 6	100	17.65%	0.00%	$94.83	35.29%	-5.17%	$83.03	-35.29%	-16.97%
Day 7	95	-5.00%	-5.00%	$85.35	-10.00%	-14.65%	$91.33	10.00%	-8.67%
Day 8	100	5.26%	0.00%	$94.34	10.53%	-5.66%	$81.71	-10.53%	-18.29%
Day 9	105	5.00%	5.00%	$103.77	10.00%	3.77%	$73.54	-10.00%	-26.46%
Day 10	100	-4.76%	0.00%	$93.89	-9.52%	-6.11%	$80.55	9.52%	-19.45%

The cumulative performance of the index in Table 1 is 0% for 10 trading days. The hypothetical return of the Daily Leveraged Fund for the 10 trading day period is -6.11%, while the hypothetical return of the Leveraged Inverse Fund is -19.45%. The volatility of the benchmark performance and lack of clear trend results in performance for each Daily Leveraged Fund and Leveraged Inverse Fund for the period which bears little relationship to the performance of the Funds' underlying index for the 10 trading day period.

TABLE 2: CLEAR TREND THAT MARKET RISES

	Index			2x Daily Leveraged Fund			2x Leveraged Inverse Fund		
	Value	Daily Performance	Cumulative Value	NAV	Daily Performance	Cumulative Performance	NAV	Daily Performance	Cumulative Performance
	100			$100.00			$100.00		
Day 1	102	2.00%	2.00%	$104.00	4.00%	4.00%	$96.00	-4.00%	-4.00%
Day 2	104	1.96%	4.00%	$108.08	3.92%	8.08%	$92.24	-3.92%	-7.76%
Day 3	106	1.92%	6.00%	$112.24	3.85%	12.24%	$88.69	-3.85%	-11.31%
Day 4	108	1.89%	8.00%	$116.47	3.77%	16.47%	$85.34	-3.77%	-14.66%
Day 5	110	1.85%	10.00%	$120.78	3.70%	20.78%	$82.18	-3.70%	-17.82%
Day 6	112	1.82%	12.00%	$125.18	3.64%	25.18%	$79.19	-3.64%	-20.81%
Day 7	114	1.79%	14.00%	$129.65	3.57%	29.65%	$76.36	-3.57%	-23.64%
Day 8	116	1.75%	16.00%	$134.20	3.51%	34.20%	$73. 68	-3.51%	-26.32%
Day 9	118	1.72%	18.00%	$138.82	3.45%	38.82%	$71.14	-3.45%	-28.86%
Day 10	120	1.69%	20.00%	$143.53	3.39%	43.53%	$68.73	-3.39%	-31.27%

The cumulative performance of the index in Table 2 is 20% for 10 trading days. The hypothetical return of the Daily Leveraged Fund for the 10 trading day period is 43.53%, while the hypothetical return of the Leveraged Inverse Fund is -31.27%. The hypothetical return of the Daily Leveraged Fund is 218% of the index return for the 10 trading day period while the hypothetical return of the Leveraged Inverse Fund is -156% of the index return for the period. In this case, because of the positive index trend, the Daily Leveraged Fund gain is greater than 200% of the index gain and the Leveraged Inverse Fund decline is less than -200% of the index gain for the 10 trading day period.

TABLE 3: CLEAR TREND THAT MARKET DECLINES

	Index			2x Daily Leveraged Fund			2x Leveraged Inverse Fund		
	Value	Daily Performance	Cumulative Value	NAV	Daily Performance	Cumulative Performance	NAV	Daily Performance	Cumulative Performance
	100			$100.00			$100.00		
Day 1	98	-2.00%	-2.00%	$96.00	-4.00%	-4.00%	$104.00	4.00%	4.00%
Day 2	96	-2.04%	-4.00%	$92.08	-4.08%	-7.92%	$108.24	4.08%	8.24%
Day 3	94	-2.08%	-6.00%	$88.24	-4.17%	-11.76%	$112.76	4.17%	12.76%
Day 4	92	-2.13%	-8.00%	$84.49	-4.26%	-15.51%	$117.55	4.26%	17.55%
Day 5	90	-2.17%	-10.00%	$80.82	-4.35%	-19.18%	$122.66	4.35%	22.66%
Day 6	88	-2.22%	-12.00%	$77.22	-4.44%	-22.78%	$128.12	4.44%	28.12%
Day 7	86	-2.27%	-14.00%	$73.71	-4.55%	-26.29%	$133.94	4.55%	33.94%
Day 8	84	-2.33%	-16.00%	$70.29	-4.65%	-29.71%	$140.17	4.65%	40.17%
Day 9	82	-2.38%	-18.00%	$66.94	-4.76%	-33.06%	$146.84	4.76%	46.84%
Day 10	80	-2.44%	-20.00%	$63.67	-4.88%	-36.33%	$154.01	4.88%	54.01%

The cumulative performance of the index in Table 3 is -20% for 10 trading days. The hypothetical return of the Daily Leveraged Fund for the 10 trading day period is -36.33%, while the hypothetical return of the Leveraged Inverse Fund is 54.01%. The hypothetical return of the Daily Leveraged Fund is 182% of the index return for the 10 trading day period, while the hypothetical return of the Leveraged Inverse Fund is -270% of the index return for the period. In this case, because of the negative index trend, the Daily Leveraged Fund decline is less than 200% of the index decline and the Leveraged Inverse Fund gain is greater than 200% of the index decline for the 10 trading day period.

PRINCIPAL INVESTMENT RISKS

The following section provides additional information regarding the principal risks summarized under "Principal Risks" in the Fund Summaries. The risks below may not be applicable to each Fund. Please consult each Fund's Fund Summary to determine which risks are applicable to that Fund.

Investors should be aware that in light of the current uncertainty, volatility and distress in economies, financial markets, and labor and health conditions over the world, the risks below are heightened significantly compared to normal conditions and therefore subject a Fund's investments and a shareholder's investment in a Fund to sudden and substantial losses. The fact that a particular risk below is not specifically identified as being heightened under current conditions does not mean that the risk is not greater than under normal conditions.

ASSET-BACKED AND MORTGAGE-BACKED SECURITIES RISK—The Fund may invest in asset-backed securities, including mortgage-backed securities and structured investment vehicles ("SIVs"), which are legal entities that are sponsored by banks, broker-dealers or other financial firms specifically created for the purpose of issuing particular securities or instruments. As an investor, the Fund will receive payments that are part interest and part return of principal. These payments may vary based on the rate at which borrowers pay off their loans. When a borrower, such as a homeowner with respect to mortgage-backed securities, makes a prepayment, the Fund receives a larger portion of its principal investment back, which means that there will be a decrease in monthly interest payments. An underlying pool of assets, principally automobile and credit card receivables, boat loans, computer leases, airplane leases, mobile home loans, recreational vehicle loans and hospital account receivables may back asset-backed securities in which the Fund may invest. The Fund may invest in or have exposure to these and other types of asset-backed securities that may be developed in the future. The pool provides the interest and principal payments to investors. Asset-backed securities may provide the Fund with a less effective security interest in the related collateral than do mortgage-related securities, and thus it is possible that recovery on repossessed collateral might be unavailable or inadequate to support payments on these securities. Some mortgage-backed securities and SIVs may be leveraged or have structures that make their reaction to interest rates and other factors difficult to predict, making their prices very volatile.

Home mortgage loans are typically grouped together into "pools" by banks and other lending institutions, and interests in these pools are then sold to investors, allowing the bank or other lending institution to have more money available to loan to home buyers. When homeowners make interest and principal payments, these payments are passed on to the investors in the pool. Some of these pools are guaranteed by U.S. government agencies or by government sponsored private corporations—familiarly called "Ginnie Mae," "Fannie Mae" and "Freddie Mac."

The underlying assets (*i.e.*, loans) are subject to prepayments, which can shorten the securities' weighted average life and may lower their return. The value of these securities also may change because of actual or perceived changes in the creditworthiness of the originator, the servicing agent, the financial institution providing credit support, or swap counterparty. These securities are subject to high degrees of credit, valuation and liquidity risks.

Investments in asset-backed securities may be subject to many of the same risks that are applicable to investments in securities generally, including currency risk, geographic emphasis risk, high yield and unrated securities risk, leverage risk, prepayment and extension risk and regulatory risk. Asset-backed securities are particularly subject to interest rate and credit risks. Asset-backed securities also are subject to liquidity and valuation risk and, therefore, may be difficult to value accurately or sell at an advantageous time or price and involve greater transaction costs and wider bid/ask spreads than certain other instruments.

Mortgage-backed securities are particularly sensitive to changes in interest rates. Rising interest rates tend to extend the duration of fixed-rate mortgage-backed securities. As a result, a rising interest rate environment can cause the prices of mortgage-backed securities to be increasingly volatile, which may adversely affect the Fund's holdings of mortgage-backed securities. In light of the current and historically low interest rate environment, the Fund's investments in these securities may be subject to heightened interest rate risk. In addition, in general, a decline of housing values and other economic developments (such as a rise in unemployment rates or a slowdown in the overall economy) may cause delinquencies or non-payment in mortgages (particularly sub-prime and non-prime mortgages) underlying mortgage-backed securities, which would likely adversely impact the ability of the issuer to make principal and/or interest payments timely or at all to holders of mortgage-backed securities and negatively affect the Fund's investments in such mortgage-backed securities. These risks applicable to both asset-backed and mortgage-backed securities are elevated given the current distressed economic, market, health and labor conditions, notably, increased

levels of unemployment, delays and delinquencies in payments of mortgage and rent obligations, and uncertainty regarding the effects and extent of government intervention with respect to mortgage payments and other economic matters.

BORROWING RISK—The Fund may borrow money to the extent permitted by its investment policies and restrictions and applicable law, including borrowings from banks for investment-related purposes such as purchasing securities believed to be desirable by the Advisor. The Fund also can borrow from banks and other lenders to meet redemption obligations or for temporary and emergency purposes. When the Fund invests borrowed funds in portfolio securities, it is using a speculative investment technique known as "leverage." Under the Fund's investment policies, the Fund may not borrow money, except to the extent permitted under the 1940 Act, the rules or regulations thereunder or any exemption from the 1940 Act that applies to the Fund. Currently, under the 1940 Act, a mutual fund may borrow only from banks (for other than emergency purposes) and the maximum amount it may borrow is up to 33 $^{1}/_{3}$% of its total assets (including the amount borrowed) less all liabilities and indebtedness other than borrowings. When the Fund borrows, it earmarks securities on its books equal to 300% of the amount borrowed to cover its obligation to repay the loan. If the value of the Fund's assets fails to meet this 300% asset coverage requirement, the Fund will reduce its bank debt within three days to meet the requirement. To do so, the Fund might have to sell a portion of its investments at a disadvantageous time. The Fund may also borrow up to 5% of its total assets for temporary or emergency purposes from any lender. Under the 1940 Act, there is a rebuttable presumption that a loan is temporary if it is repaid within 60 days and not extended or renewed.

The Fund will pay interest on loans, and that interest expense will raise the overall expenses of the Fund and reduce its returns. If the Fund does borrow, its expenses will be greater than comparable funds that do not borrow. In the case of borrowing for leverage, the interest paid on a loan might be more (or less) than the yield on the securities purchased with the loan proceeds. When the Fund borrows money or otherwise leverages its portfolio, the value of an investment in the Fund will be more volatile and other investment risks will tend to be compounded. This is because leverage tends to exaggerate the effect of any increase or decrease in the value of the Fund's holdings. The Fund also may be required to maintain minimum average balances in connection with such borrowing or to pay a commitment or other fee to maintain a line of credit; either of these requirements would increase the cost of borrowing over the stated interest rate.

The Fund participates in a secured line of credit with BNP Paribas (the "Line of Credit") that may be used for borrowings for investment purposes, as well as other permitted borrowings. The Fund may pay a commitment or other fee to maintain the Line of Credit, in addition to the stated interest rate. Loans are typically secured by assets of the Fund. Interest is charged to the Fund, based on its borrowings, at current commercial rates. The Fund can prepay such loans and terminate its participation in the Line of Credit at any time upon prior notice.

CAPITALIZATION SECURITIES RISK—The Fund's investments may be composed primarily of, or have significant exposure to, securities in a particular capitalization range, *e.g.*, large, mid or small-cap securities. As a result, the Fund may be subject to the risk that the predominate capitalization range represented in the Fund's portfolio may underperform other segments of the equity market or the equity market as a whole. If the Fund has net short exposure to the components in its portfolio or underlying index or other benchmark it is subject to the risk that the predominate capitalization range represented in the Fund's portfolio or underlying index or benchmark may outperform other segments of the equity market or the equity market as a whole. In addition, in comparison to securities of companies with larger capitalizations, securities of small and medium-capitalization companies may experience more price volatility, greater spreads between their bid and ask prices, significantly lower trading volumes, and cyclical or static growth prospects. Small and medium-capitalization companies often have limited product lines, markets or financial resources, and may therefore be more vulnerable to adverse developments than larger capitalization companies. These securities may or may not pay dividends.

CLO RISK—A CLO is a trust typically collateralized by a pool of loans, which may include, among others, domestic and foreign senior secured loans, senior unsecured loans, and subordinate corporate loans, including loans that may be rated below investment grade or equivalent unrated loans. The cash flows from the trust are split into two or more portions, called tranches, varying in risk and yield. The riskiest portion is the "equity" tranche which bears the bulk of defaults from the bonds or loans in the trust and serves to protect the other, more senior tranches from default in all but the most severe circumstances. Because it is partially protected from defaults, a senior tranche from a CLO trust typically has higher ratings and lower yields than its underlying securities, and can be rated investment grade. Despite the protection from the equity tranche, CLO tranches can experience substantial losses due to actual defaults,

increased sensitivity to defaults due to collateral default and disappearance of protecting tranches, market anticipation of defaults, as well as aversion to CLO securities as a class. The risks of an investment in a CLO depend largely on the type of the collateral securities and the class of the CLO in which the Fund invests. Normally, CLOs are privately offered and sold, and thus, are not registered under the securities laws. As a result, investments in CLOs may be characterized by the Fund as illiquid securities. However, an active dealer market may exist for CLOs allowing a CLO to qualify under the Rule 144A "safe harbor" from the registration requirements of the Securities Act of 1933 for resales of certain securities to qualified institutional buyers.

COMMODITY EXPOSURE RISK—The Fund's direct and indirect investments in commodity-linked investments and exposure to the commodity markets, generally, presents unique risks, which are especially heightened under current conditions. Investing in commodity-linked derivative instruments such as commodity-linked total return swaps, commodity futures, commodity index futures and options on commodity futures and commodity index futures, is speculative and such investments can be extremely volatile. The value of commodity-linked investments may be affected by changes in overall market movements, commodity index volatility, interest rates, or sectors affecting a particular industry or commodity. Market prices of commodities (which are currently especially volatile) may fluctuate rapidly based on numerous factors, including: changes in supply and demand relationships (whether actual, perceived, anticipated, unanticipated or unrealized); weather; agriculture; trade; domestic and foreign political and economic events and policies; diseases and other public health emergencies; pestilence; technological developments; currency exchange rate fluctuations; and monetary and other governmental policies, action and inaction. For example, the energy sector can be significantly affected by changes in the prices and supplies of oil and other energy fuels, energy conservation, investment speculation, the success of exploration projects, and tax and other government regulations, policies of the Organization of Petroleum Exporting Countries ("OPEC") and relationships among OPEC members and between OPEC and oil-importing nations. The metals sector can be affected by sharp price volatility over short periods caused by global economic, financial and political factors, resource availability, government regulation, economic cycles, changes in inflation or expectations about inflation in various countries, interest rates, currency fluctuations, metal sales by governments, central banks or international agencies, investment speculation and fluctuations in industrial and commercial supply and demand. The current or "spot" prices of physical commodities also may affect, in a volatile and inconsistent manner, the prices of futures contracts in respect of the relevant commodity. Certain commodities are used primarily in one industry, and fluctuations in levels of activity in (or the availability of alternative resources to) one industry may have a disproportionate effect on global demand for a particular commodity. Moreover, recent growth in industrial production and gross domestic product has made China and other developing nations oversized users of commodities and has increased the extent to which certain commodities prices are influenced by those markets. In addition, commodity-linked investments are often offered by companies in the financial services sector, including the banking, brokerage and insurance sectors. As a result, events affecting issuers in the financial services sector may affect the value of the Fund's shares. Although investments in commodities typically move in different directions than traditional equity and debt securities, when the value of those traditional securities is declining due to adverse economic conditions, there is no guarantee that these investments will perform in that manner, and at certain times the price movements of commodity-linked investments have been parallel to those of debt and equity securities.

COMMODITY-LINKED DERIVATIVES INVESTMENT RISK—The value of a commodity-linked derivatives investment typically is based upon the price movements (which are currently especially volatile) of a physical commodity (such as heating oil, livestock, or agricultural products), a commodity futures contract or commodity index, or some other readily measurable economic variable. As a result, the value of commodity-linked derivative instruments may be affected by changes in overall market movements, volatility of the underlying index or benchmark, changes in interest rates, or factors affecting a particular industry or commodity, such as drought, floods, weather, livestock disease, and public health emergencies, embargoes, tariffs and international economic, political and regulatory developments. Commodity-linked investments may be leveraged. For example, the price of a three-times leveraged note may change by a magnitude of three for every percentage change (positive or negative) in the value of the underlying index. In addition, commodity-linked investments may be more volatile and less liquid than the underlying commodity, instruments, or measures, are subject to the credit risks associated with the issuer, and their values may decline substantially if the issuer's creditworthiness deteriorates, which risks are especially heightened under current conditions. As a result, returns of commodity-linked investments may deviate significantly from the return of the underlying commodity, instruments, or measures. Commodity-linked investments also can subject a Fund to additional regulation and disadvantageous tax treatment. Legal and regulatory changes also can affect the value of these investments.

The Fund's investments in commodity-linked derivatives are subject to a substantial risk of loss. When the Fund purchases or sells a commodity futures contract, sells a commodity option or engages in off-exchange foreign currency trading, it may sustain a total loss of the initial margin or other monies posted by the Fund to establish or maintain its position. If the market moves against the Fund's position, it may be required to post additional monies to maintain its position, which also are subject to total loss. If the Fund chooses not to post additional monies to maintain a position, it may be forced to liquidate the position at a loss. The Fund's investment in commodity-related investment products may lead to substantial losses, which can significantly and adversely affect the NAV of the Fund and, consequently, a shareholder's interest in the Fund.

INDEX-LINKED AND COMMODITY-LINKED "STRUCTURED" SECURITIES—The Fund may invest in derivative instruments with principal and/or coupon payments linked to the value of commodities, commodity futures and options contracts, or the performance of commodity indices. These are "commodity-linked" or "index-linked" securities. They are sometimes referred to as "structured securities" because the terms of the instrument may be structured by the issuer of the security and the purchaser of the security, such as the Fund. These securities may be issued by banks, brokerage firms, insurance companies and other corporations.

The value of these securities will rise or fall in response to changes in the underlying commodity or related index or investment. These securities expose the Fund economically to movements in commodity prices (which are currently especially volatile). In addition to commodity price risk, the securities also are subject to credit and interest rate risks that in general affect the values of debt securities and their issuers. Therefore, at maturity, the Fund may receive more or less principal than it originally invested. The Fund might receive interest payments that are more or less than the stated coupon interest payments.

COMPOUNDING RISK—In addition to the correlation risks described under "Correlation Risk," the Fund's returns are subject to the effects of compounding, which generally will cause the Fund's performance to not correlate to the performance of the benchmark over periods greater than a single day, before accounting for fees and fund expenses. Compounded returns are the result of reinvesting daily returns over periods greater than a single day. The Fund's compounded returns for periods greater than a single day will be different than the performance of the benchmark over the same period. The effects of compounding on the performance of the Fund will be more pronounced when the underlying index or reference asset experiences increased volatility, the greater the leverage employed in the Fund, and over longer holding periods.

Compounding affects the performance of all investments over time, but has a more significant effect on a leveraged index fund because the magnified changes in performance produced by the use of leverage lead to greater increases and decreases in the fund's daily returns which are then compounded over time. The effects of compounding, therefore, have a more significant effect on the Fund because it seeks to match a multiple of the performance of the Fund's underlying index or reference asset on a daily basis.

CORRELATION RISK—A number of factors may affect the Fund's ability to achieve a high degree of correlation with its benchmark, and there can be no guarantee that the Fund will achieve a high degree of correlation. Failure to achieve a high degree of correlation may prevent the Fund from achieving its investment objective. A number of factors may adversely affect the Fund's correlation with its benchmark, including fees, expenses, transaction costs, costs and risks associated with the use of leveraged investment techniques, income items, accounting standards and disruptions or illiquidity in the markets for the securities or financial instruments in which the Fund invests. The Fund may not have investment exposure to all of the securities in its underlying index or reference asset or the Fund's weighting of investment exposure to such securities or industries may be different from that of its underlying index or reference asset. In addition, the Fund may invest in securities or financial instruments not included in its underlying index or reference asset. The Fund may be subject to large movements of assets into and out of the Fund, potentially resulting in the Fund being over- or under-exposed to its benchmark. If the Fund seeks to meet its investment objective on a daily basis, activities surrounding annual index reconstitutions and other index rebalancing or reconstitution events carried out on a particular day or day(s) also may hinder the Fund's ability to meet its daily investment objective on that day.

COUNTERPARTY CREDIT RISK—The Fund may invest in financial instruments involving counterparties for the purpose of attempting to gain exposure to a particular group of securities, index or asset class without actually purchasing those securities or investments, or to hedge a position. Such financial instruments may include, among others, total return, index, and interest rate swap agreements. The Fund may use short-term counterparty agreements to exchange

the returns (or differentials in rates of return) earned or realized in particular predetermined investments or instruments. The use of swap agreements and similar instruments involves risks that are different from those associated with ordinary portfolio securities transactions. For example, the Fund bears the risk of loss of the amount expected to be received under a swap agreement in the event of the default or bankruptcy of a swap agreement counterparty. If a counterparty defaults on its payment obligations to the Fund, the risk of which is particularly acute under current conditions, the default will likely cause the value of your investment in the Fund to decrease. The Fund may experience significant delays in obtaining any recovery in a bankruptcy or other reorganization proceeding and the Fund may obtain only limited recovery or may obtain no recovery in such circumstances. The Fund seeks to mitigate risks by generally requiring that the counterparties for the Fund agree to post collateral for the benefit of the Fund, marked to market daily, in an amount approximately equal to the amount the counterparty owes the Fund, subject to certain minimum thresholds. To the extent any such collateral is insufficient or there are delays in accessing the collateral, the Fund will be exposed to the risks described above. The Fund also generally structures agreements with counterparties to permit either party to terminate the contract without penalty prior to the termination date.

The Fund may enter into swap agreements with a limited number of counterparties, which may increase the Fund's exposure to counterparty credit risk. The Fund, however, will not enter into any agreement with a counterparty unless the Advisor believes that such counterparty is creditworthy. The Advisor considers factors such as counterparty credit ratings and financial statements, among others, when determining whether a counterparty is creditworthy. The Advisor regularly monitors the creditworthiness of each counterparty with which the Fund transacts. The counterparties with which the Fund transacts generally are major, global financial institutions. To the extent the Fund's financial instrument counterparties are concentrated in the financial services sector, the Fund bears the risk that those counterparties may be adversely affected by legislative or regulatory changes, adverse market conditions (such as the current conditions), increased competition, and/or wide scale credit losses resulting from financial difficulties or borrowers affecting that economic sector. Listed futures contracts can be traded on futures exchanges without material counterparty credit.

Although the counterparty to a centrally cleared swap agreement and/or exchange-traded futures contract is often backed by a futures commission merchant ("FCM") or clearing organization that is further backed by a group of financial institutions, there may be instances in which the FCM or the clearing organization could fail to perform its obligations, causing significant losses to the Fund. For example, the Fund could lose margin payments it has deposited with a clearing organization as well as any gains owed but not paid to the Fund, if the clearing organization becomes insolvent or otherwise fails to perform its obligations. Under current Commodity Futures Trading Commission (the "CFTC") regulations, a FCM maintains customers' assets in a bulk segregated account. If a FCM fails to do so, or is unable to satisfy a substantial deficit in a customer account, its other customers may be subject to risk of loss of their funds in the event of that FCM's bankruptcy. In that event, in the case of futures and options on futures, the FCM's customers are entitled to recover, even in respect of property specifically traceable to them, only a proportional share of all property available for distribution to all of that FCM's customers. Certain swap agreements also may be considered to be illiquid.

CREDIT RISK—It is possible that some issuers of fixed-income securities will not make payments on debt securities and derivatives held by the Fund or there could be defaults on repurchase agreements held by the Fund. This risk may be especially acute with respect to high yield securities (*i.e.*, "junk bonds"), whose issuers are particularly susceptible to fail to meet repayment obligations principal under current conditions. Also, an issuer may suffer adverse changes in its financial condition or be adversely affected by economic, political or social conditions that could lower the credit quality (or the market's perception of the credit quality) of a security, leading to greater volatility in the price of the security and in shares of the Fund. A change in the credit quality rating of a security can affect its liquidity and make it more difficult for the Fund to sell. Although credit quality may not accurately reflect the true credit risk of a security, a change in the credit quality rating of a security or an issuer can have a rapid, adverse effect on the instrument's liquidity and make it more difficult for the Fund to sell at an advantageous price or time. The risk of the occurrence of these types of events is especially heightened under current conditions. Any applicable limitation on the credit quality of a security in which the Fund may invest is applied at the time the Fund purchases the security.

Credit quality is a measure of the issuer's expected ability to make all required interest and principal payments in a timely manner. An issuer with the highest credit rating has a very strong capacity with respect to making all payments. An issuer with the second highest credit rating has a strong capacity to make all payments, but the degree of safety is somewhat less. An issuer with the lowest credit quality rating may be in default or have extremely poor prospects of making timely payment of interest and principal. See Appendix A of the SAI for a more complete discussion of the

meaning of the different credit quality ratings. Investment grade securities are fixed-income securities that have been determined by a nationally recognized statistical rating organization to have a medium to high probability of being paid (although there is always a risk of default), or which, if unrated, have been determined by the Advisor to be of comparable quality. Investment grade securities are designated BBB, A, AA or AAA by S&P Global Ratings, Fitch Investors Service, Inc. and Dominion Bond Rating Service Ltd., and Baa, A, Aa or Aaa by Moody's Investors Service, Inc., or have been determined by the Advisor to be of comparable quality. If nationally recognized statistical rating organizations assign different ratings to the same security, the Fund will use the higher rating for purposes of determining the security's credit quality.

The Advisor's credit analysis considers factors such as an issuer's debt service coverage (*i.e.*, its ability to make interest payments on its debt), the issuer's cash flow, general economic factors and market conditions, and global market conditions.

The bank loans and corporate debt securities in which the Fund may invest are generally rated lower than investment grade credit quality, *e.g.*, rated lower than "Baa" by Moody's Investors Service, Inc. or "BBB" by S&P Global Ratings, or have been issued by issuers who have issued other debt securities which, if rated, would be rated lower than investment grade credit quality. Bridge loans in which the Fund may invest are generally unrated although the borrowers and their loans typically would be rated below investment grade. Investment decisions will be based largely on the credit risk analysis performed by the Advisor and not on rating agency evaluations. This credit risk analysis may be difficult to perform. Information about a syndicated bank loan and its issuer generally is not available in the public domain. Many issuers have not issued securities to the public and are not subject to reporting requirements under federal securities laws and generally little public information exists about these companies. Generally, however, issuers are required to provide financial information to lenders, and information may be available from other loan participants or agents that originate or administer syndicated bank loans.

CURRENCY RISK—The Fund's direct and indirect exposure to foreign currencies subjects the Fund to the risk that those currencies will decline in value relative to the U.S. dollar or, in the case of short positions, that the U.S. dollar will decline in value relative to the currency being hedged, which would cause a decline in the U.S. value of the holdings of the Fund. Similarly, the Strengthening Dollar 2x Strategy Fund's exposure to the U.S. Dollar Index® subjects the Fund to the risk that foreign currencies will appreciate in value relative to the U.S. dollar. Conversely, the Weakening Dollar 2x Strategy Fund's exposure to the U.S. Dollar Index® subjects the Fund to the risk that foreign currencies will depreciate in value relative to the U.S. dollar. To the extent the U.S. Dollar Index® is heavily weighted in a particular currency, the Strengthening Dollar 2x Strategy Fund and Weakening Dollar 2x Strategy Fund will necessarily have concentrated exposures to that same currency. Currently, the Euro is the most heavily weighted of the six foreign currencies represented by the U.S. Dollar Index® at approximately 58%. Currency rates in foreign countries may fluctuate significantly over short periods of time for a number of reasons, including changes in sovereign debt levels and trade deficits; domestic and foreign inflation and interest rates and investors' expectations concerning those rates; currency exchange rates; investment and trading activities of other funds, including hedge funds and currency funds; and global or regional political, economic or financial events and situations and the imposition of currency controls or other political developments in the U.S. or abroad. The Fund may incur transaction costs in connection with conversions between various currencies. The Fund may, but is not obligated to and in the case of the International Equity Funds does not intend to, engage in currency hedging transactions. Currency hedging transactions generally involve buying currency forward, options or futures contracts. Not all currency risk may be effectively hedged, and in some cases the costs of hedging techniques may outweigh expected benefits. Currency hedging strategies also may reduce the potential returns of the Fund. In such instances, the value of securities denominated in foreign currencies can change significantly when foreign currencies strengthen or weaken relative to the U.S. dollar.

The Europe 1.25x Strategy Fund will have direct and indirect exposure to the euro, which has recently experienced increased volatility. The increased volatility in the price of the euro, which has fluctuated widely over the past several years, is due, in part, to concern over the sovereign debt levels of certain European Union (EU) members and the potential effect of this debt on EU members' participation in the European Monetary Union and the value of the euro. If such volatility persists, the euro may not maintain its current purchasing power in the future. A decline in the price of the euro may adversely affect the Fund's performance.

CYBER SECURITY, MARKET DISRUPTION AND OPERATIONAL RISK—As in other parts of the economy, the Fund and its service providers, as well as exchanges and market participants through or with which the Fund trades and other infrastructures and services on which the Fund or its service providers rely, are susceptible to ongoing risks related

to cyber incidents and the risks associated with financial, economic, health, labor and other global market developments and disruptions. Cyber incidents, which can be perpetrated by a variety of means, may result in actual or potential adverse consequences for critical information and communications technology, systems and networks that are vital to the operations of the Fund or its service providers. A cyber incident or sudden market disruption could adversely impact the Fund, its service providers or its shareholders by, among other things, interfering with the processing of shareholder transactions or other operational functionality, impacting the Fund's ability to calculate its NAV or other data, causing the release of private or confidential information, impeding trading, causing reputational damage, and subjecting the Fund to fines, penalties or financial losses or otherwise adversely affecting the operations, systems and activities of the Fund, its service providers and market intermediaries. These types of adverse consequences also could result from other operational disruptions or failures arising from, for example, processing errors, human errors, and other technological issues. In each case, the Fund's ability to calculate its NAV correctly, in a timely manner or process trades or Fund or shareholder transactions may be adversely affected, including over a potentially extended period. The Fund and its service providers may directly bear these risks and related costs.

The Fund and its service providers are currently impacted by quarantines and similar measures being enacted by governments in response to COVID-19, which are obstructing the regular functioning of business workforces (including requiring employees to work from external locations and their homes). Accordingly, the risks described above are heightened under current conditions.

DEPOSITARY RECEIPT RISK—The Fund may hold the securities of non-U.S. companies in the form of ADRs. ADRs are negotiable certificates issued by a U.S. financial institution that represent a specified number of shares in a foreign stock and trade on a U.S. national securities exchange, such as the NYSE. The Fund will primarily invest in sponsored ADRs, which are issued with the support of the issuer of the foreign stock underlying the ADRs and which carry all of the rights of common shares, including voting rights. The underlying securities of the ADRs in the Fund's portfolio are usually denominated or quoted in currencies other than the U.S. dollar. As a result, changes in foreign currency exchange rates may affect the value of the Fund's portfolio. Generally, when the U.S. dollar rises in value against a foreign currency, a security denominated in that currency loses value because the currency is worth fewer U.S. dollars. In addition, because the securities underlying ADRs trade on foreign exchanges at times when the U.S. markets are not open for trading, the value of those securities may change materially at times when the U.S. markets are not open for trading, regardless of whether there is an active U.S. market for shares of the Fund. Investments in the underlying foreign securities may involve risks not typically associated with investing in U.S. companies. Foreign securities markets generally have less trading volume and less liquidity than U.S. markets, and prices in some foreign markets can be, and currently are, extremely volatile due to increased risks of adverse issuer, political, regulatory, market, social, or economic developments. Many foreign countries lack accounting and disclosure standards comparable to those that apply to U.S. companies, and it may be more difficult to obtain reliable information regarding a foreign issuer's financial condition and operations. In addition, transaction costs and costs associated with custody services are generally higher for foreign securities than they are for U.S. securities.

DERIVATIVES RISK—The Fund may invest a percentage of its assets in derivatives, such as swaps, futures contacts and options contracts and other instruments described in the Fund's principal investment strategies, to pursue its investment objective and to create economic leverage in the Fund, to enhance total return, to seek to hedge against fluctuations in securities prices, interest rates, currency rates, etc., to change the effective duration of the Fund's portfolio, to manage certain investment risks, and/or as a substitute for the purchase or sale of securities or currencies. The use of such derivatives may expose the Fund to risks in addition to and greater than those associated with investing directly in the securities underlying those derivatives, including risks relating to leverage, imperfect correlations with underlying investments or the Fund's other portfolio holdings, high price volatility, lack of availability, counterparty credit, liquidity, valuation and legal restrictions. If the Advisor is incorrect about its expectations of market conditions, the use of derivatives also could result in a loss, which in some cases may be unlimited. Use of derivatives also may cause the Fund to be subject to additional regulations, which may generate additional Fund expenses. These practices also entail transactional expenses. Certain risks are specific to the types of derivatives in which the Fund invests.

As an investment company registered with the SEC, the Fund must segregate liquid assets or engage in other measures to "cover" open positions with respect to certain kinds of derivatives and short sales. In the case of futures contracts that do not cash settle, for example, the Fund must set aside liquid assets equal to the full notional value of the contracts (less any amounts the Fund has posted as margin) while the positions are open. With respect to futures contracts that do cash settle or are physically deliverable but are not held during the delivery period, however, the

Fund is permitted to set aside liquid assets in an amount equal to the Fund's daily marked-to-market net obligations under the contracts (less any amounts the Fund has posted as margin), if any, rather than their full notional value.

The Fund may enter into swap agreements that would calculate the obligations of the parties to the agreement on a "net basis." Consequently, the Fund's current obligations (or rights) under a swap agreement will generally be equal only to the net amount to be paid or received under the agreement based on the relative values of the positions held by each party to the agreement (the "net amount"). The Fund's current obligations under a swap agreement will be accrued daily (offset against any amounts owed to the Fund) and any accrued but unpaid net amounts owed to a swap counterparty will be covered by the segregation or "earmarking" of assets determined to be liquid.

The Fund's obligations under a credit default swap agreement will be accrued daily (offset against any amounts owing to the Fund). In connection with credit default swaps in which the Fund is the buyer of credit protection, the Fund will segregate or "earmark" cash or assets determined to be liquid, or enter into certain offsetting positions, with a value at least equal to the Fund's exposure (any accrued but unpaid net amounts owed by the Fund to any counterparty), on a marked-to-market basis. In connection with credit default swaps in which the Fund is the seller of credit protection, the Fund will segregate or "earmark" cash or assets determined to be liquid, or enter into offsetting positions, with a value at least equal to the full notional amount of the swap (minus any amounts owed to the Fund). Such segregation or "earmarking" seeks to ensure that the Fund has assets available to satisfy its obligations with respect to the transaction and will limit any potential leveraging of the Fund's portfolio. However, such segregation or "earmarking" will not limit the Fund's exposure to loss.

The Fund reserves the right to modify its asset segregation policies in the future to comply with any changes in the positions from time to time articulated by the SEC or its staff regarding asset segregation. By segregating or "earmarking" assets equal to only its net obligations under cash-settled instruments, the Fund will have the ability to employ leverage to a greater extent than if the Fund were required to segregate assets equal to the full notional amount of the instruments. The Fund may incur losses on derivatives and other leveraged investments (including the entire amount of the Fund's investment in such investments) even if they are covered.

The Advisor has claimed an exclusion from the definition of commodity pool operator ("CPO") pursuant to CFTC Regulation 4.5 with respect to the following Funds: the NASDAQ-100® Fund, S&P 500® Pure Growth Fund, S&P 500® Pure Value Fund, S&P MidCap 400® Pure Growth Fund, S&P MidCap 400® Pure Value Fund, S&P SmallCap 600® Pure Growth Fund, S&P SmallCap 600® Pure Value Fund, each Sector Fund, the Real Estate Fund, Government Long Bond 1.2x Strategy Fund, Inverse Government Long Bond Strategy Fund, Long Short Equity Fund, and U.S. Government Money Market Fund. Accordingly, none of the Funds nor the Advisor (with respect to any of the Funds) is subject to registration as a commodity pool or CPO, respectively, under the Commodity Exchange Act (the "CEA") or regulation by the CFTC. To remain eligible for the exclusion, each Fund will be limited in its ability to use financial instruments subject to regulation by the CFTC. In the event that each Fund's investments in such financial instruments are not within the thresholds set forth in the exclusion, the Advisor may be required to register as a CPO under the CEA with respect to the Fund. The Advisor's eligibility to claim the exclusion with respect to a Fund will be based upon, among other things, the level and scope of the Fund's investment in financial instruments subject to regulation by the CFTC, the purposes of such investments, and the manner in which the Fund holds out its use of commodity interests. A Fund's ability to invest in such financial instruments is limited by the Advisor's intention to operate the Fund in a manner that would permit the Advisor to continue to claim the exclusion pursuant to CFTC Regulation 4.5, which may adversely affect the Fund's total return. In the event the Advisor becomes unable to rely on the exclusion and is required to register with the CFTC as a CPO with respect to a Fund, the Fund's expenses may increase, adversely affecting the Fund's total return.

The Advisor is not eligible to claim the exclusion from registration with the CFTC with respect to the following Funds and each Subsidiary: the Dow 2x Strategy Fund, NASDAQ-100® 2x Strategy Fund, Russell 2000® 2x Strategy Fund, S&P 500® 2x Strategy Fund, Inverse Dow 2x Strategy Fund, Inverse Mid-Cap Strategy Fund, Inverse NASDAQ-100® Strategy Fund, Inverse Russell 2000® Strategy Fund, Inverse S&P 500® Strategy Fund, Mid-Cap 1.5x Strategy Fund, Nova Fund, Russell 2000® 1.5x Strategy Fund, Europe 1.25x Strategy Fund, Japan 2x Strategy Fund, Commodities Strategy Fund, Strengthening Dollar 2x Strategy Fund, Weakening Dollar 2x Strategy Fund, High Yield Strategy Fund, Global Managed Futures Strategy Fund, and Multi-Hedge Strategies Fund. As a result, the Advisor has registered with the CFTC as a CPO with respect to each of the Funds and the Subsidiaries, which are considered commodity pools under the CEA. In compliance with the CEA and certain CFTC regulations, the Advisor, the Funds and the Subsidiaries are required to make certain disclosures, report to the CFTC certain information about the Advisor, the Funds and the

Subsidiaries, and maintain such disclosures. The Funds and the Subsidiaries also are subject to CFTC requirements related to processing derivatives transactions and tracking exposure levels to certain commodities. Compliance with certain of these requirements may adversely affect the Funds' and the Subsidiaries ability to obtain exposure to certain commodity interests and the commodities markets generally.

The SEC is reviewing its current guidance concerning the use of derivatives by registered investment companies, such as the Fund, and may issue new guidance in the future. It is not clear whether or when such new guidance will be published or what the content of such guidance may be, though the SEC has proposed a new rule related to certain aspects of derivatives use. As of the date of this Prospectus, whether and when this proposed rule will be adopted and its potential effects on the Fund and the Subsidiary are unclear. The regulation of commodity and derivatives transactions in the United States is a rapidly changing area of law and is subject to ongoing modification by government, self-regulatory and judicial action. The effect of any future regulatory change on the Fund and the Subsidiary is impossible to predict, but could be substantial and adverse to the Fund and the Subsidiary.

SWAP AGREEMENTS RISK—Swap agreements are contracts entered into primarily by institutional investors for periods ranging from one day to more than one year and may be negotiated bilaterally and traded OTC between two parties or, in some instances, must be transacted through a futures commission merchant and cleared through a clearinghouse that serves as a central counterparty. In a standard swap transaction, two parties agree to exchange the returns (or differentials in rates of return) earned or realized on particular predetermined investments or instruments. The Fund may enter into swap agreements, including but not limited to total return swaps, index swaps, interest rate swaps and credit default swaps. The Fund may utilize swap agreements in an attempt to gain exposure to certain securities without purchasing those securities which is speculative, or to hedge a position. Risks associated with the use of swap agreements are different from those associated with ordinary portfolio securities transactions, due to the fact they could be considered illiquid and many swaps currently trade on the OTC market. Swaps are particularly subject to counterparty credit, correlation, valuation, liquidity and leveraging risks.

Certain standardized swaps are subject to mandatory central clearing. Central clearing is expected to reduce counterparty credit risk and increase liquidity, but central clearing does not make swap transactions risk-free. The Dodd-Frank Wall Street Reform and Consumer Protection Act and related regulatory developments will ultimately require the clearing and exchange-trading of many OTC derivative instruments that the CFTC and SEC recently defined as "swaps." Mandatory exchange-trading and clearing will occur on a phased-in basis based on the type of market participant and CFTC approval of contracts for central clearing. The Advisor will continue to monitor developments in this area, particularly to the extent regulatory changes affect the Fund's ability to enter into swap agreements.

CREDIT DEFAULT SWAP RISK—The Multi-Hedge Strategies Fund, High Yield Strategy Fund and Inverse High Yield Strategy Fund may each enter into credit default swap agreements. A credit default swap agreement is an agreement between two parties: a buyer of credit protection and a seller of credit protection. The Fund may be either the buyer of credit protection against a designated event of default, restructuring or other credit related event (each a "Credit Event") or the seller of credit protection in a credit default swap. The buyer of credit protection in a credit default swap agreement is obligated to pay the seller a periodic stream of payments over the term of the swap agreement. If no Credit Event occurs, the seller of credit protection will have received a fixed rate of income throughout the term of the swap agreement. If a Credit Event occurs, the seller of credit protection must pay the buyer of credit protection the full notional value of the reference obligation either through physical settlement or cash settlement. If no Credit Event occurs, the buyer of credit protection will have made a series of periodic payments through the term of the swap agreement. However, if a Credit Event occurs, the buyer of credit protection will receive the full notional value of the reference obligation either through physical settlement or cash settlement from the seller of credit protection. A credit default swap may involve greater risks than if the Fund invested directly in the underlying reference obligations. For example, a credit default swap may increase the Fund's credit risk because it has exposure to both the issuer of the underlying reference obligation and the counterparty to the credit default swap. In addition, credit default swap agreements may be difficult to value depending on whether an active market exists for the credit default swaps in which the Fund invests.

FUTURES CONTRACTS RISK—Futures contracts are typically exchange-traded contracts that call for the future delivery of an asset at a certain price and date, or cash settlement (payment of the gain or loss on the

contract). Futures are often used to manage or hedge risk because they enable the investor to buy or sell an asset in the future at an agreed-upon price and for other reasons such as to manage exposure to changes in interest rates and bond prices; as an efficient means of adjusting overall exposure to certain markets; in an effort to enhance income; to protect the value of portfolio securities; and to adjust portfolio duration. Risks of futures contracts may be caused by an imperfect correlation between movements in the price of the instruments and the price of the underlying securities. In addition, there is the risk that the Fund may not be able to enter into a closing transaction because of an illiquid market. Futures markets can be highly volatile and the use of futures may increase the volatility of the Fund's NAV. Exchanges can limit the number of options that can be held or controlled by the Fund or the Advisor, thus limiting the ability to implement the Fund's strategies. Futures also are subject to leveraging risk and can be subject to liquidity risk.

OPTIONS CONTRACTS RISK—The buyer of an option acquires the right to buy (a call option) or sell (a put option) a certain quantity of a security (the underlying security) or instrument, including a futures contract or swap, at a certain price up to a specified point in time. The seller or writer of an option is obligated to sell (a call option) or buy (a put option) the underlying instrument. Options are often used to manage or hedge risk because they enable the investor to buy or sell an asset in the future at an agreed-upon price and for other reasons such as to manage exposure to changes in interest rates and bond prices; as an efficient means of adjusting overall exposure to certain markets; in an effort to enhance income; to protect the value of portfolio securities; and to adjust portfolio duration.

Options are subject to correlation risks. The writing and purchase of options is a highly specialized activity as the successful use of options depends on the Advisor's ability to correctly predict future price fluctuations and the degree of correlation between the markets for options and the underlying instruments. Exchanges can limit the number of futures options that can be held or controlled by the Fund or the Advisor, thus limiting the ability to implement the Fund's strategies. Options also are particularly subject to leverage risk and can be subject to liquidity risk. Because option premiums paid or received by the Fund are small in relation to the market value of the investments underlying the options, the Fund is exposed to the risk that buying and selling put and call options can be more speculative than investing directly in securities.

The Fund also may purchase or sell call and put options on a "covered" basis. A call option is "covered" if the Fund owns the security underlying the call or has an absolute right to acquire the security without additional cash consideration (or, if additional cash consideration is required, cash or cash equivalents in such amount are segregated by the Fund's custodian). A put option is "covered" if the Fund segregates cash in an amount equal to or greater than the Fund's obligation under the contract (*i.e.*, the strike price less the premium received from selling the option or the settlement amount). As a seller of covered call options or covered put options, the Fund faces the risk that it will forgo the opportunity to profit from increases in the market value of the security covering the call option during an option's life.

HYBRID SECURITIES—Hybrid instruments combine the characteristics of securities, futures and options. Typically, a hybrid instrument combines a traditional stock, bond or commodity with an option or forward contract. Generally, the principal amount, amount payable upon maturity or redemption, or interest rate of a hybrid is tied to the price of some security, commodity, currency or securities index, or another interest rate or some other economic factor. Hybrid instruments can be used as an efficient means of pursuing a variety of investment goals, including currency hedging and increased total return. The risks of such investments would reflect the risks of investing in futures, options and securities, including volatility and illiquidity. Such securities may bear interest or pay dividends at below market (or even relatively nominal) rates. Under certain conditions, the redemption value of such an investment could be zero.

EARLY CLOSING RISK—The normal close of trading of securities listed on NASDAQ and the NYSE is 4:00 p.m., Eastern Time. Unanticipated early closings of securities exchanges and other financial markets, such as in response to certain trading halts triggered by circuit breakers, may result in the Fund's inability to buy or sell securities or other financial instruments on that day. If an exchange or market closes early on a day when the Fund needs to execute a high volume of trades late in a trading day, the Fund might incur substantial trading losses.

EMERGING MARKETS RISK—The Fund may invest in emerging markets. Emerging markets generally consist of countries that have an emerging stock market as defined by Standard & Poor's®, countries or markets with low- to middle-income economies as classified by the World Bank, and other countries or markets with similar characteristics

as determined by the Advisor. Emerging markets can be more volatile than the U.S. market due to increased risks of adverse issuer, political, regulatory, social, market, or economic developments and perform differently from the U.S. market. In addition, sovereign debt of emerging countries may be in default or present a greater risk of default. All of these risks are especially heightened under current conditions. Emerging markets are often dependent upon commodity prices and international trade and can be subject to greater social, economic, regulatory, and political uncertainties, all of which can contribute to increased volatility. As a result, the securities of emerging market issuers may present market, credit, currency, liquidity, legal, political and other risks different from, or greater than, the risks of investing in securities of developed foreign countries. For example, investments in emerging markets are subject to a greater risk of loss due to expropriation, nationalization, confiscation of assets and other property. In addition, the risks associated with investing in a narrowly defined geographic area are generally more pronounced with respect to investments in emerging market countries. The Fund also may be subject to this risk with respect to its investments in other securities or financial instruments whose returns are related to the returns of emerging market securities.

EQUITY RISK—The Fund is subject to the risk that the value of the equity securities and equity-based derivatives in the Fund's portfolio will decline or fluctuate dramatically from day to day due to volatility in the equity market. Such volatility could cause equity securities and equity-based derivatives to underperform other segments of the market as a whole. The equity market is volatile and can experience increased volatility for a variety of reasons, including as a result of general market and economic conditions, perceptions regarding particular industries represented in the equity market, or factors relating to specific companies to which the Fund has investment exposure. Equity securities generally have greater price volatility than fixed income securities. Equity securities are currently experiencing heightened volatility and therefore, the Fund's investments in equity securities are subject to heightened risks related to volatility.

FLOATING AND VARIABLE RATE SECURITIES RISK—Floating rate and variable securities provide for adjustment in the interest rate paid on the obligations. The terms of such obligations typically provide that interest rates are adjusted based upon an interest or market rate adjustment as provided in the respective obligations. The adjustment intervals may be regular, and range from daily up to annually, or may be event-based, such as based on a change in the prime rate. Floating rate obligations typically have an interest rate which changes whenever there is a change in the external interest or market rate, while variable rate obligations typically provide for a specified periodic adjustment in the interest rate. Because of the interest rate adjustment feature, floating rate and variable securities provide a fund with a certain degree of protection against rises in interest rates, although the fund will participate in any declines in interest rates as well. Generally, changes in interest rates will have a smaller effect on the market value of floating rate and variable securities than on the market value of comparable fixed-income obligations. Thus, investing in floating rate and variable securities generally allows less opportunity for capital appreciation and depreciation than investing in comparable fixed-income securities.

Certain of these obligations carry a demand feature that gives a fund the right to tender them back to a specified party, usually the issuer or a remarketing agent, prior to maturity. A fund's investments in variable and floating rate securities must comply with conditions established by the SEC under which they may be considered to have remaining maturities of 13 months or less. The Fund will purchase variable and floating rate securities that have remaining maturities of more than 13 months only if the securities are subject to a demand feature exercisable within 13 months or less and otherwise consistent with the Fund's investment objective and policies. Generally, a fund may exercise demand features (1) upon a default under the terms of the underlying security, (2) to maintain its portfolio in accordance with its investment objective and policies or applicable legal or regulatory requirements or (3) as needed to provide liquidity to a fund in order to meet redemption requests.

FOREIGN ISSUER EXPOSURE RISK—The Fund may invest in securities of foreign companies directly, or in financial instruments, such as ADRs and ETFs, that are indirectly linked to the performance of foreign issuers. The High Yield Strategy Fund and Inverse High Yield Strategy Fund may invest in instruments that are linked to the performance of foreign issuers, primarily Canadian issuers. Foreign markets can be more volatile than the U.S. market due to increased risks of adverse issuer, political, regulatory, market or economic developments and can perform differently from the U.S. market. Investing in securities of foreign companies directly, or in financial instruments that are indirectly linked to the performance of foreign issuers, may involve risks not typically associated with investing in U.S. issuers. The value of financial instruments denominated in foreign currencies, and of distributions from such financial instruments, can change significantly when foreign currencies strengthen or weaken relative to the U.S. dollar. Foreign securities markets generally have less trading volume and less liquidity than U.S. markets, and prices in some foreign markets may fluctuate more than those of financial instruments traded on U.S. markets. Many foreign countries lack accounting

and disclosure standards comparable to those that apply to U.S. companies, and it may be more difficult to obtain reliable information regarding a foreign issuer's financial condition and operations. Transaction costs and costs associated with custody services are generally higher for foreign securities than they are for U.S. securities. Some foreign governments levy withholding taxes against dividend and interest income. Although in some countries portions of these taxes are recoverable, the non-recovered portion will reduce the income received by the Fund. The risks of investing in securities of foreign companies are especially heightened under the current conditions. With respect to the High Yield Strategy and Inverse High Yield Strategy Funds, the Canadian economy can be significantly affected by the U.S. economy and the price of natural resources. In addition, periodic demands by the Province of Quebec for sovereignty could significantly affect the Canadian market.

GEOGRAPHIC CONCENTRATION RISK—Funds that are less diversified across countries or geographic regions are generally riskier than more geographically diversified funds. A fund that focuses on a single country or a specific region is more exposed to that country's or region's economic cycles, currency exchange rates, stock market valuations and political and social risks, among others, compared with a more geographically diversified fund. The economies and financial markets of certain regions, such as Asia or Eastern Europe, can be interdependent and may be adversely affected by the same events. In addition, many of these countries and regions have recently experienced economic downturns, making their markets more volatile than U.S. markets. Current conditions have had a global impact, but have exacerbated the economic, political, and social risks of certain countries and regions to a greater extent than others.

ASIA—Certain Asian economies have experienced over-extension of credit, currency devaluations and restrictions, high unemployment, high inflation, decreased exports and economic recessions. Economic events in any one country can have a significant economic effect on the entire Asian region as well as on major trading partners outside Asia and any adverse event in the Asian markets may have a significant adverse effect on certain emerging markets and the Hong Kong and Taiwanese economies.

EUROPE—The European economy is diverse and includes both large, competitive economies and small, struggling economies. As a whole, the European Union is the wealthiest and largest economy in the world. However, recent market events affecting several of the European Union (EU) member countries have adversely affected the sovereign debt issued by those countries, and contributed to increased volatility in the value of the euro. The Economic and Monetary Union of the EU requires compliance with restrictions on inflation rates, deficits, interest rates, debt levels and fiscal and monetary controls, each of which may significantly affect every country in Europe. Decreasing imports or exports, changes in governmental regulations on trade, changes in the exchange rate of the euro, and recessions in EU economies may have a significant adverse effect on the economies of EU member countries and their trading partners. The European financial markets have recently experienced volatility due to concerns about rising government debt levels of several European countries, including Greece, Spain, Ireland, Italy and Portugal. In addition, the United Kingdom recently voted via referendum to exit the EU. The precise details and the resulting impact of the United Kingdom's vote to leave the EU, commonly referred to as "Brexit," are not yet known. The effect on the United Kingdom's economy will likely depend on the nature of trade relations with the EU following its exit, which is a matter to be negotiated. The decision may cause increased volatility which may be sustained for some period of time and have a significant adverse impact on world financial markets, other international trade agreements, and the United Kingdom and European economies, as well as the broader global economy for some time. These uncertainties have contributed to increased volatility in various currencies.

JAPAN—Targeting Japan could hurt the Fund's performance if Japan's economy performs poorly as a result of political and economic conditions that affect the Japanese market. Japanese economic growth has weakened after the sharp collapse of the stock market in the 1990s and the current economic condition remains uncertain. Japanese stocks tend to be more volatile than their U.S. counterparts, for reasons ranging from political and economic uncertainties to a higher risk that essential information may be incomplete or erroneous. The Fund may be more volatile than a geographically diversified equity fund.

GROWTH STOCKS RISK—Growth stocks generally are priced higher than non-growth stocks, in relation to the issuer's earnings and other measures, because investors believe they have greater growth potential. However, there is no guarantee that such an issuer will realize that growth potential. In addition, an investment in growth stocks also may be susceptible to rapid price swings, especially during periods of economic uncertainty (such as the current conditions) or in response to adverse news about the condition of the issuer, such as earnings disappointments. Growth stocks also typically have little or no dividend income to absorb the effect of adverse market conditions.

HEDGING RISK—The Fund may, but is not required to, make investments or engage in transactions that are designed to hedge an investment held by the Fund. A hedge is an investment, transaction or strategy designed to reduce the risk and impact of adverse market movements or changes in the price or value of a portfolio security or other investment. Hedging may be ineffective as a result of unexpected changes in market conditions, such as those experienced currently, changes in the prices or values of the related instrument, or changes in the correlation of the instrument and the Fund's hedging investment or transaction. Hedging investments or transactions involve costs and may reduce the Fund's gains or result in losses, which may adversely affect the value of the Fund's portfolio and performance.

HIGH YIELD AND UNRATED SECURITIES RISK—The Fund may invest in high yield securities and unrated securities of similar credit quality (commonly known as "junk bonds"). High yield securities generally pay higher yields (greater income) than investment in higher quality securities; however, high yield securities may be subject to greater levels of interest rate, credit and liquidity risk than funds that do not invest in such securities, and are considered predominantly speculative with respect to an issuer's continuing ability to make principal and interest payments. Successful investment high yield securities and unrated securities of similar quality involves greater investment risk and is highly dependent on the Advisor's credit analysis. The value of these securities often fluctuates in response to company, political or economic developments and declines significantly over short periods of time or during periods of general economic difficulty. An economic downturn or period of rising interest rates could adversely affect the market for these securities and reduce the ability of the Fund to sell these securities (liquidity risk). These risks are especially heightened under current conditions. These securities also can be thinly traded or have restrictions on resale, making them difficult to sell at an acceptable price. Because objective pricing data may be less available, judgment may play a greater role in the valuation process. If the issuer of a security is in default with respect to interest or principal payments, the Fund may lose its entire investment. The High Yield Strategy Fund seeks to correspond generally to the total return of the high yield bond market and thus an investment in the Fund will generally decline in value when the high yield bond market is losing value. By contrast, the Inverse High Yield Strategy Fund seeks to correspond generally to the inverse (opposite) of the total return of the high yield bond market, and thus an investment in the Fund will generally decline in value when the high yield bond market is gaining value.

INCOME RISK—The Fund is subject to income risk, which is the risk that the Fund's income will decline during periods of falling interest rates or when the Fund experiences defaults on debt securities it holds. This risk is especially heightened under current conditions. The Fund's income declines when interest rates fall because, as the Fund's higher-yielding debt securities mature or are prepaid, the Fund must re-invest the proceeds in debt securities that have lower, prevailing interest rates. The amount and rate of distributions that the Fund's shareholders receive are affected by the income that the Fund receives from its portfolio holdings. If the income is reduced, distributions by the Fund to shareholders may be less.

INCREASING GOVERNMENT AND OTHER PUBLIC DEBT RISK—Government and other public debt, including municipal obligations in which the Fund invests, can be adversely affected by large and sudden changes in local and global economic conditions that result in increased debt levels. Although high levels of government and other public debt do not necessarily indicate or cause economic problems, high levels of debt may create certain systemic risks if sound debt management practices are not implemented. A high debt level may increase market pressures to meet an issuer's funding needs, which may increase borrowing costs and cause a government or public or municipal entity to issue additional debt, thereby increasing the risk of refinancing. A high debt level also raises concerns that the issuer may be unable or unwilling to repay the principal or interest on its debt, which may adversely impact instruments held by the Fund that rely on such payments. Governmental and quasi-governmental responses to the current economic situation are increasing government and other public debt, which especially heighten these risks. Unsustainable debt levels can decline the valuation of currencies, and can prevent a government from implementing effective counter-cyclical fiscal policy during economic downturns or can generate or contribute to an economic downturn. The consequences of high public debt, including its future impact on the economy and securities markets, may not be known for some time.

INDUSTRY CONCENTRATION RISK—The Fund may concentrate its investments in a limited number of issuers conducting business in the same industry or group of related industries. As a result, the Fund is more vulnerable to adverse market, economic, regulatory, political or other developments affecting such industry or group of industries than a fund that invests its assets more broadly. For information about the industries to which the Fund has concentrated exposure, please see the Fund's Summary section.

INTEREST RATE RISK—Investments in fixed-income securities and financial instruments are subject to the possibility that interest rates could rise sharply, causing the value of the Fund's securities and share price to decline. Longer term bonds and zero coupon bonds are generally more sensitive to interest rate changes than shorter-term bonds. Generally, the longer the average maturity of the bonds in the Fund, the more the Fund's share price will fluctuate in response to interest rate changes. If an issuer calls or redeems an investment during a time of declining interest rates, the Fund might have to reinvest the proceeds in an investment offering a lower yield, and therefore might not benefit from any increase in value as a result of declining interest rates. Securities with floating interest rates, such as syndicated bank loans, generally are less sensitive to interest rate changes, but may decline in value if their interest rates do not rise as much or as fast as interest rates in general. Changes in government or central bank policy, including changes in tax policy or changes in a central bank's implementation of specific policy goals, may have a substantial impact on interest rates, and could have an adverse effect on prices for fixed income securities and on the performance of the Fund. In particular, interest rates in the U.S. are at or near historically low levels and as a result, fixed income securities markets may experience heightened levels of interest rate risk. Any unexpected or sudden reversal of the fiscal policy underlying current interest rate levels could adversely affect the value of the Fund. There can be no guarantee that any particular government or central bank policy will be continued, discontinued or changed, nor that any such policy will have the desired effect on interest rates.

CHANGING FIXED-INCOME MARKET CONDITIONS—There is a risk that interest rates across the financial system may change, sometimes unpredictably, as a result of a variety of factors, such as central bank monetary policies, inflation rates and general economic conditions. Very low or negative interest rates may magnify the Fund's susceptibility to interest rate risk and diminish yield and performance (*e.g.*, during periods of very low or negative interest rates, the Fund may be unable to maintain positive returns). Changes in fixed-income or related market conditions, including the potential for changes to interest rates and negative interest rates, may expose fixed-income or related markets to heightened volatility and reduced liquidity for Fund investments, which may be difficult to sell at favorable times or prices, causing the value of the Fund's investments and NAV per share to decline. A rise in general interest rates also may result in increased redemptions from the Fund. Very low, negative or changing interest rates also may have unpredictable effects on securities markets in general, directly or indirectly impacting the Fund's investments, yield and performance.

CURRENT FIXED-INCOME AND DEBT MARKET CONDITIONS—Fixed-income and debt market conditions are highly unpredictable and some parts of the market are subject to dislocations. In response to the outbreak of COVID-19, as with other serious economic disruptions, governmental authorities and regulators are enacting significant fiscal and monetary policy changes, including providing direct capital infusions into companies, creating new monetary programs and lowering interest rates considerably. These actions present heightened risks to fixed-income and debt instruments, and such risks could be even further heightened if these actions are unexpectedly or suddenly reversed or are ineffective in achieving their desired outcomes. In light of these actions and current conditions, interest rates and bond yields in the United States and many other countries are at or near historic lows, and in some cases, such rates and yields are negative. The current very low or negative interest rates are magnifying the Fund's susceptibility to interest rate risk and diminishing yield and performance. In addition, the current environment is exposing fixed-income and debt markets to significant volatility and reduced liquidity for Fund investments.

INVESTMENT IN INVESTMENT VEHICLES RISK—The Fund may purchase shares of investment companies, such as ETFs, mutual funds, unit investment trusts, and closed-end funds, to gain exposure to a particular portion of the market while awaiting an opportunity to purchase securities directly or when such investments present a more cost-efficient alternative to investing directly in securities. When the Fund invests in an investment company, in addition to directly bearing the expenses associated with its own operations, it will bear a pro rata portion of the investment company's expenses. Further, in part because of these additional expenses, the performance of an investment company may differ from the performance the Fund would achieve if it invested directly in the underlying investments of the investment company. While the risks of owning shares of an investment company generally reflect the risks of owning the underlying investments of the investment company, the Fund may be subject to additional or different risks than if the Fund had invested directly in the underlying investments. For example, shares of an ETF are traded at market prices, which may vary from the NAV of its underlying investments. Also, the lack of liquidity in an ETF can contribute to the increased volatility of its value in comparison to the value of the underlying portfolio securities. In addition, the Fund may invest in investment companies or other pooled investment vehicles that are not registered pursuant to the 1940 Act and therefore, not subject to the regulatory scheme of the 1940 Act.

CLOSED-END FUND RISK—The Fund may invest in shares of closed-end funds in pursuit of its investment objective. Unlike conventional mutual funds which continually offer new shares for sale to the investing public, closed-end funds are exchange-traded and issue only a limited number of shares of stock. As such, closed-end funds may trade at a discount to their NAV. In addition, closed-end funds may trade infrequently, with small volume, which may make it difficult for the Fund to buy and sell shares. Also, the market price of closed-end funds tends to rise more in response to buying demand and fall more in response to selling pressure than is the case with larger capitalization companies. Closed-end funds also may employ leverage to a greater extent than mutual funds.

EXCHANGE-TRADED FUND (ETF) RISK—The Fund may invest in shares of ETFs in pursuit of its investment objective. ETFs are pooled investment vehicles, which may be managed or unmanaged, that generally seek to track the performance of a specific index. Although individual shares of an ETF are traded on an exchange (such as the NYSE or NASDAQ), large blocks of shares of ETFs are redeemable at NAV. This ability to redeem large blocks of shares has historically resulted in the market price of individual shares of ETFs being at or near the NAV of the ETF's underlying investments. However, shares of ETFs may trade below their NAV. The NAV of shares will fluctuate with changes in the market value of the ETF's holdings. The trading prices of shares will fluctuate in accordance with changes in NAV as well as market supply and demand. The difference between the bid price and ask price, commonly referred to as the "spread," also will vary for an ETF depending on the ETF's trading volume and market liquidity. Generally, the greater the trading volume and market liquidity, the smaller the spread is and vice versa. Any of these factors may lead to an ETF's shares trading at a premium or a discount to NAV. The Fund, from time to time, may invest in exchange-traded investment funds that are not registered pursuant to the 1940 Act. Such exchange-traded investment funds may include commodity pools that are registered pursuant to the Securities Act of 1933 and the Commodity Exchange Act.

INVESTMENT IN LOANS RISK—Loans, such as syndicated bank loans, senior floating rate loans, secured and unsecured loans, second lien or more junior loans, bridge loans and unfunded commitments, may incur some of the same risks as other debt securities, such as prepayment risk, credit risk, interest rate risk, liquidity risk and risks found with high yield securities, which are heightened under current conditions. Although some loans are secured by collateral, the collateral may be difficult to liquidate and the value of the collateral can decline or be insufficient to meet the obligation of the borrower. The Fund could also have its interest subordinated to other indebtedness of the obligor. As a result, a loan may not be fully collateralized and can decline significantly in value, which may result in the Fund not receiving payments to which it is entitled.

Loans may offer a fixed rate or floating rate of interest. Loans may decline in value if their interest rates do not rise as much or as fast as interest rates in general.

Loans are subject to the risk that the scheduled interest or principal payments will not be paid, which is especially acute under current conditions. Lower-rated loans and debt securities (those of less than investment grade quality), involve greater risk of default on interest and principal payments than higher-rated loans and securities. In the event that a non-payment occurs, the value of that obligation likely will decline. Debt securities rated below "BBB" category by S&P Global Ratings or "Baa" category by Moody's Investors Service, Inc. are considered to have speculative characteristics and are commonly referred to as "junk bonds." Junk bonds entail default and other risks greater than those associated with higher-rated securities.

Loans are vulnerable to market sentiment such that economic conditions or other events may reduce the demand for loans and cause their value to decline rapidly and unpredictably. Furthermore, while the resale, or secondary, market for loans is growing, it is currently limited. There is no organized exchange or board of trade on which loans are traded. Loans often trade in large denominations (typically $1 million and higher), and trades can be infrequent. The market has limited transparency so that information about actual trades may be difficult to obtain. Accordingly, some of the loans in which the Fund may invest will be relatively illiquid. Certain loans may be subject to restrictions on resale or assignment. The Fund may have difficulty in disposing of loans in a timely fashion, which could result in losses to the Fund.

Loans may be issued in connection with highly leveraged transactions, such as restructurings, leveraged buyouts, leveraged recapitalizations and other types of acquisition financing. In such highly leveraged transactions, the borrower assumes large amounts of debt in order to have the financial resources to attempt to achieve its business

objectives. As such, loans of this type may be part of highly leveraged transactions and involve a significant risk that the borrower may default or go into bankruptcy. The risk of a borrower's default or bankruptcy is heightened under current conditions.

The Fund values its assets daily. However, because the secondary market for loans is limited, they may be difficult to value. Market quotations may not be readily available for some loans or may be volatile and/or subject to large spreads between bid and ask prices, and valuation may require more research than for other securities. In addition, elements of judgment may play a greater role in valuation than for securities with a more active secondary market, because there is less reliable, objective market value data available.

The Fund may be in possession of material non-public information about a borrower as a result of its ownership of a loan and/or corporate debt security of a borrower. Because U.S. laws and regulations generally prohibit trading in securities of issuers while in possession of material, non-public information, the Fund might be unable to trade securities of such a borrower when it would otherwise be advantageous to do so and, as such, could incur a loss.

INVESTMENT IN THE SUBSIDIARY RISK—The Fund may invest in its Subsidiary. The Subsidiary is not registered under the 1940 Act and, unless otherwise noted in this Prospectus, is not subject to all of the investor protections of the 1940 Act. Thus, the Fund, as an investor in the Subsidiary, will not have all of the protections offered to investors in registered investment companies. However, the Fund wholly owns and controls the Subsidiary, and the Fund and the Subsidiary are both managed by the Advisor, making it unlikely that the Subsidiary will take action contrary to the interests of the Fund or its shareholders. While the Subsidiary has its own board of directors that is responsible for overseeing the operations of the Subsidiary, the Fund's Board of Trustees has oversight responsibility for the investment activities of the Fund, including its investment in the Subsidiary, and the Fund's role as the sole shareholder of the Subsidiary. Also, to the extent they are applicable to the investment activities of the Subsidiary, the Advisor will be subject to the same fundamental investment restrictions that apply to the management of the Fund in managing the Subsidiary's portfolio. It is not currently expected that shares of the Subsidiary will be sold or offered to investors other than the Fund.

Changes in the laws of the United States and/or the Cayman Islands, under which the Fund and the Subsidiary, respectively, are organized, could result in the inability of the Fund and/or the Subsidiary to operate as intended and could negatively affect the Fund and its shareholders. For example, Cayman Islands law does not currently impose any income, corporate or capital gains tax, estate duty, inheritance tax, gift tax or withholding tax on the Subsidiary. If Cayman Islands law changes such that the Subsidiary must pay Cayman Islands governmental authority taxes, Fund shareholders would likely suffer decreased investment returns.

INVESTMENT TECHNIQUE RISK—The Fund may use investment techniques that may be considered aggressive. Risks associated with the use of derivatives, including futures contracts, options, and swap agreements, include potentially dramatic price changes (losses) in the value of the instruments and imperfect correlations between the price of the contract and the underlying security or index. These instruments may increase the volatility of the Fund and may involve a small investment of cash relative to the magnitude of the risk assumed. These techniques also may expose the Fund to risks different from or possibly greater than the risks associated with investing directly in the securities underlying the Fund's derivatives investments, including: 1) the risk that an instrument is temporarily mispriced; 2) credit or performance risk on the amount the Fund expects to receive from a counterparty; 3) the risk that security prices, interest rates and currency markets will move adversely and the Fund will incur significant losses; 4) imperfect correlation between the price of financial instruments and movements in the prices of the underlying securities; and 5) the possible absence of a liquid secondary market for any particular instrument and possible exchange imposed price fluctuation limits, both of which may make it difficult or impossible to adjust the Fund's position in a particular instrument when desired.

ISSUER SPECIFIC RISK—The value of a security may increase or decrease for a number of reasons which directly relate to the issuer. For example, with respect to the High Yield Strategy Fund, perceived poor management performance, financial leverage or reduced demand of the issuer's goods or services may contribute to a decrease in the value of a security. A decrease in the value of the securities of an issuer or guarantor of a debt instrument may cause the value of your investment in the High Yield Strategy Fund to decrease. Conversely, with respect to the Inverse High Yield Strategy Fund, effective management, improved financial condition or increased demand of the issuer's goods or services are factors that may contribute to an increase in the value of a security. An increase in the value of the

securities of an issuer or guarantor of a debt instrument may cause the value of your investment in the Inverse High Yield Strategy Fund to decrease.

LEVERAGING RISK—The Long Short Equity Fund, Global Managed Futures Strategy Fund and Multi-Hedge Strategies Fund may each invest in leveraged instruments in pursuit of its investment objective. The Dow 2x Strategy Fund, NASDAQ-100® 2x Strategy Fund, Russell 2000® 2x Strategy Fund, S&P 500® 2x Strategy Fund, Inverse Dow 2x Strategy Fund, Inverse NASDAQ-100® 2x Strategy Fund, Inverse Russell 2000® 2x Strategy Fund, Inverse S&P 500® 2x Strategy Fund, Nova Fund, Mid-Cap 1.5x Strategy Fund, Russell 2000® 1.5x Strategy Fund, International Equity Funds, Commodities Strategy Fund, Strengthening Dollar 2x Strategy Fund, Weakening Dollar 2x Strategy Fund and Government Long Bond 1.2x Strategy Fund achieve leveraged exposure to their respective underlying indices through the use of derivative instruments. For example, because the Fund includes a multiplier (*e.g.*, 2x or -2x), a single day adverse price movement of more than 50% in a relevant underlying index could result in the total loss of an investor's investment. The Multi-Hedge Strategies Fund's use of borrowings for investment purposes may also give rise to leverage. The Fund will engage in transactions and purchase instruments that give rise to forms of leverage. Such transactions and instruments may include, among others, the use of reverse repurchase agreements and other borrowings, the investment of collateral from loans of portfolio securities, the use of derivative instruments, when issued, delayed-delivery or forward commitment transactions or short sales. The more the Fund invests in derivative instruments that give rise to leverage, the more this leverage will magnify any losses on those investments. Leverage will cause the value of the Fund's shares to be more volatile than if the Fund did not use leverage. This is because leverage tends to exaggerate the effect of any increase or decrease in the value of the Fund's portfolio securities or other investments. The use of leverage also may cause the Fund to liquidate portfolio positions when it would not be advantageous to do so in order to satisfy its obligations or to meet segregation requirements. Certain types of leveraging transactions, such as short sales that are not "against the box," could theoretically be subject to unlimited losses in cases where the Fund, for any reason, is unable to close out the transaction. In addition, to the extent the Fund borrows money, interest costs on such borrowed money may not be recovered by any appreciation of the securities purchased with the borrowed funds and could exceed the Fund's investment income, resulting in greater losses. The value of the Dow 2x Strategy Fund's, NASDAQ-100® 2x Strategy Fund's, Russell 2000® 2x Strategy Fund's, S&P 500® 2x Strategy Fund's, Inverse Dow 2x Strategy Fund's, Inverse NASDAQ-100® 2x Strategy Fund's, Inverse Russell 2000® 2x Strategy Fund's, Inverse S&P 500® 2x Strategy Fund's, Nova Fund's, Mid-Cap 1.5x Strategy Fund's, Russell 2000® 1.5x Strategy Fund's, International Equity Funds', Strengthening Dollar 2x Strategy Fund's, Weakening Dollar 2x Strategy Fund's and Government Long Bond 1.2x Strategy Fund's shares will tend to increase or decrease more than the value of any increase or decrease in its underlying index due to the fact that the Fund's investment strategies involve the use of leverage. Leverage also will have the effect of magnifying tracking error.

LIBOR REPLACEMENT RISK—The terms of many investments, financings or other transactions in the U.S. and globally have been historically tied to the London Interbank Offered Rate, or "LIBOR," which functions as a reference rate or benchmark for various commercial and financial contracts. LIBOR may be a significant factor in determining payment obligations under derivatives transactions, the cost of financing of Fund investments or the value or return on certain other Fund investments. As a result, LIBOR may be relevant to, and directly affect, the Fund's performance.

The Financial Conduct Authority, the United Kingdom's financial regulatory body and regulator of LIBOR, has announced that after 2021 it will cease its active encouragement of banks to provide the quotations needed to sustain LIBOR due to the absence of an active market for interbank unsecured lending and other reasons. As a result, it is anticipated that LIBOR will be discontinued or will no longer be sufficiently robust to be representative of its underlying market around that time. Various financial industry groups have begun planning for that transition and certain regulators and industry groups have taken actions to establish alternative reference rates (*e.g.*, the Secured Overnight Financing Rate, which measures the cost of overnight borrowings through repurchase agreement transactions collateralized with U.S. Treasury securities and is intended to replace U.S. dollar LIBOR with certain adjustments). However, there are challenges to converting certain contracts and transactions to a new benchmark and neither the full effects of the transition process nor its ultimate outcome is known.

The transition process might lead to increased volatility and illiquidity in markets for instruments with terms tied to LIBOR. It also could lead to a reduction in the interest rates on, and the value of, some LIBOR-based investments and reduce the effectiveness of hedges mitigating risk in connection with LIBOR-based investments. Although some LIBOR-based instruments may contemplate a scenario where LIBOR is no longer available by providing for an alternative rate-setting methodology and/or increased costs for certain LIBOR-related instruments or financing transactions, others may not have such provisions and there may be significant uncertainty regarding the effectiveness

of any such alternative methodologies. Additionally, because such provisions may differ across instruments (*e.g.*, hedges versus cash positions hedged), LIBOR's cessation may give rise to basis risk and render hedges less effective. As the usefulness of LIBOR as a benchmark could deteriorate during the transition period, these effects and related adverse conditions could occur prior to the end of 2021. There also remains uncertainty and risk regarding the willingness and ability of issuers to include enhanced provisions in new and existing contracts or instruments, notwithstanding significant efforts by the industry to develop robust LIBOR replacement clauses. The effect of any changes to, or discontinuation of, LIBOR on the Fund will vary depending, among other things, on (1) existing fallback or termination provisions in individual contracts and the possible renegotiation of existing contracts and (2) whether, how, and when industry participants develop and adopt new reference rates and fallbacks for both legacy and new products and instruments. Fund investments may also be tied to other interbank offered rates and currencies, which also will face similar issues.

These developments could negatively impact financial markets in general and present heightened risks, including with respect to the Fund's investments. As a result of this uncertainty and developments relating to the transition process, the Fund and its investments may be adversely affected.

LIQUIDITY AND VALUATION RISK—In certain circumstances, it may be difficult for the Fund to purchase and sell a particular security or derivative instrument within a reasonable time at a fair price. To the extent that there is not an established retail market for instruments in which the Fund may invest, trading in such instruments may be relatively inactive. Dislocations experienced by certain segments of the market have contributed to reduced liquidity for certain investments. It is uncertain when financial markets will improve. The liquidity of financial markets also may be affected by government intervention.

In addition, during periods of reduced market liquidity or in the absence of readily available market quotations for particular investments in the Fund's portfolio, the ability of the Fund to assign an accurate daily value to these investments may be difficult and the Advisor may be required to fair value the investments. Fair value determinations are inherently subjective and reflect good faith judgments based on available information. Accordingly, there can be no assurance that the determination of a security's fair value in accordance with the Fund's valuation procedures will in fact approximate the price at which the Fund could sell that security at that time (*i.e.*, the sale price could differ, sometimes significantly, from the Fund's last valuation for the security). Investors who purchase or redeem shares of the Fund on days when the Fund is holding fair valued securities may receive fewer or more shares or lower or higher redemption proceeds than they would have received if the Fund had not fair valued the securities or had used a different valuation methodology. These risks may be magnified in a rising interest rate environment and if the Fund holds a significant percentage of fair valued or otherwise difficult to value securities, the Fund may be particularly susceptible to the risks associated with valuation. For additional information about fair valuation, see "Calculating Net Asset Value."

Liquidity risk also refers to the risk of unusually high redemption requests, redemption requests by certain large shareholders such as institutional investors or asset allocators, or other unusual market conditions that may make it difficult for the Fund to sell investments within the allowable time period to meet redemptions. Meeting such redemption requests could require the Fund to sell securities at reduced prices or under unfavorable conditions, which would reduce the value of the Fund. This risk is especially acute under current market conditions.

MANAGEMENT RISK—The Fund is subject to management risk because it is an actively managed investment portfolio, which means that investment decisions are made based on investment views. The Advisor and the Fund's portfolio managers will apply investment techniques and risk analysis in making decisions for the Fund, but there is no guarantee that these decisions will produce the desired results or expected returns, causing the Fund to fail to meet its investment objective or underperform its benchmark index or funds with similar investment objectives and strategies. Also, the Advisor and its affiliates are engaged in a variety of business activities that are unrelated to managing the Fund, which may give rise to actual, potential or perceived conflicts of interest in connection with making investment decisions for the Fund. The Fund and the Advisor (and their affiliates) have established various policies and procedures that are designed to minimize conflicts and prevent or limit the Fund from being disadvantaged. There can be no guarantee that these policies and procedures will be successful in every instance. In certain circumstances, these various activities may prevent the Fund from participating in an investment decision. Additionally, legislative, regulatory or tax restrictions, policies or developments may affect the investment techniques available to the Advisor and each individual portfolio manager in connection with managing the Fund and also may adversely affect the ability of the Fund to achieve its investment objective. Active trading that can accompany active management will increase the

costs the Fund incurs because of higher brokerage charges or mark-up charges, which are passed on to shareholders of the Fund and, as a result, may lower the Fund's performance. Active trading also may result in adverse tax consequences.

MARKET RISK—The value of, or income generated by, the investments held by the Fund are subject to the possibility of rapid and unpredictable fluctuation. The value of certain investments (*e.g.*, equity securities) tends to fluctuate more dramatically over the shorter term than do the value of other asset classes. These movements may result from factors affecting individual companies, or from broader influences, including real or perceived changes in prevailing interest rates, changes in inflation or expectations about inflation, investor confidence or economic, political, social or financial market conditions, environmental disasters, governmental actions, public health emergencies (such as the spread of infectious diseases, pandemics and epidemics) and other similar events, each of which may be temporary or last for extended periods. For example, the outbreak of COVID-19 is causing materially reduced consumer demand and economic output, disrupting supply chains, resulting in market closures, travel restrictions and quarantines, and adversely impacting local and global economies. As with other serious economic disruptions, governmental authorities and regulators are responding to this crisis with significant fiscal and monetary policy changes, including by providing direct capital infusions into companies, introducing new monetary programs and considerably lowering interest rates, which, in some cases resulted in negative interest rates. These actions, including their possible unexpected or sudden reversal or potential ineffectiveness, could further increase volatility in securities and other financial markets, reduce market liquidity, heighten investor uncertainty and adversely affect the value of the Fund's investments and the performance of the Fund.

Different sectors, industries and security types may react differently to such developments and, when the market performs well, there is no assurance that the Fund's investments will increase in value along with the broader markets. For example, the value of the Fund's investments in securities or other instruments may be particularly susceptible to changes in commodity prices. As a result, a change in commodity prices may adversely affect the Fund's investments. Volatility of financial markets, including potentially extreme volatility caused by the events described above, can expose the Fund to greater market risk than normal, possibly resulting in greatly reduced liquidity. In addition, liquidity challenges can be exacerbated by large Fund redemptions, which often result from or are related to market or other similar disruptions. Moreover, changing economic, political, social or financial market conditions in one country or geographic region could adversely affect the value, yield and return of the investments held by the Fund in a different country or geographic region because of the increasingly interconnected global economies and financial markets. The Advisor potentially will be prevented from considering, managing and executing investment decisions at an advantageous time or price or at all as a result of any domestic or global market or other disruptions, particularly disruptions causing heightened market volatility and reduced market liquidity, such as the current conditions, which also have resulted in impediments to the normal functioning of workforces, including personnel and systems of the Fund's service providers and market intermediaries.

The current domestic political environment, as well as political and diplomatic events within the United States and abroad, such as the U.S. budget and deficit reduction plan and trade tensions with foreign nations, has in the past resulted, and may in the future result, in developments that present additional risks to the Fund's investments and operations. For example, additional and/or prolonged U.S. federal government shutdowns or global trade tensions may affect investor and consumer confidence and may adversely impact financial markets and the broader economy, perhaps suddenly and to a significant degree. Any market, economic and other disruption also could prevent the Fund from executing its investment strategies and processes in a timely manner. Changes or disruptions in market conditions also may lead to increased regulation of the Fund and the instruments in which the Fund may invest, which may, in turn, affect the Fund's ability to pursue its investment objective and the Fund's performance. In general, the securities or other instruments in which the Advisor believes represents an attractive investment opportunity or in which the Fund seeks to invest may be unavailable entirely or in the specific quantities sought by the Fund. As a result, the Fund may need to obtain the desired exposure through a less advantageous investment, forgo the investment at the time or seek to replicate the desired exposure through a derivative transaction or investment in an investment vehicle. This may adversely affect the Fund.

NON-DIVERSIFICATION RISK—To the extent that the Fund invests a significant percentage of its assets in a limited number of issuers, the Fund is subject to the risks of investing in those few issuers, and may be more susceptible to a single adverse economic or regulatory occurrence. As a result, changes in the market value of a single issuer's securities could cause greater fluctuations in the value of Fund shares than would occur in a diversified fund.

OTC TRADING RISK—Certain of the derivatives in which the Fund invests may be traded (and privately negotiated) in the OTC market. While the OTC derivatives market is the primary trading venue for many derivatives, it is largely unregulated and lacks transparency with respect to the terms of OTC transactions. OTC derivatives are complex and often valued subjectively. Improper valuations can result in increased cash payment requirements to counterparties or a loss of value to the Fund. In addition, such derivative instruments are often highly customized and tailored to meet the needs of the counterparties. If a derivatives transaction is particularly large or if the relevant market is illiquid, it may not be possible to initiate a transaction or liquidate a position at an advantageous time or price. As a result and similar to other privately negotiated contracts, the Fund is subject to counterparty credit risk with respect to such derivatives contracts.

PASSIVE INVESTMENT RISK—The Fund is not actively managed and may be affected by a general decline in market segments, or rise in market segments for the Leveraged Inverse Funds and Inverse Funds, relating to its underlying index or benchmark. The Fund invests in securities included in, or representative of, its underlying index or benchmark regardless of their investment merits. The Advisor does not attempt to take defensive positions in declining or rising markets, as applicable. As a result, the Fund may be subject to greater losses in a declining market (or rising market for the Leveraged Inverse Funds and Inverse Funds) than a fund that does take defensive positions.

PORTFOLIO TURNOVER RISK—The periodic rebalancing of certain of the Funds' holdings pursuant to their daily investment objectives may lead to a greater number of portfolio transactions in the Funds than experienced by other mutual funds. Other of the Funds' strategies also may involve the frequent purchase and sale of portfolio securities. Such frequent and active trading may lead to significantly higher transaction costs for the Funds because of increased broker commissions associated with such transactions. Each Fund calculates portfolio turnover without including the short term cash instruments or derivatives transactions that comprise the majority of certain of the Funds' trading. As such, if a Fund's extensive use of derivative instruments were reflected, the calculated portfolio turnover rate would be significantly higher. Portfolio turnover may cause a Fund's performance to be less than you expect.

PREPAYMENT AND EXTENSION RISK—The issuers of securities held by the Fund or investment companies in which the Fund invests may be able to prepay principal due on the securities, particularly during periods of declining interest rates. Securities subject to prepayment risk generally offer less potential for gains when interest rates decline, and may offer a greater potential for loss when interest rates rise. Prepayment risk is a major risk of mortgage-backed securities and certain asset-backed securities.

Most floating rate loans (such as syndicated bank loans) and debt securities allow for prepayment of principal without penalty. Accordingly, the potential for the value of a floating rate loan or security to increase in response to interest rate declines is limited. Corporate loans or securities purchased to replace a prepaid corporate loan or security may have lower yields than the yield on the prepaid corporate loan.

Certain debt instruments, including mortgage- and other asset-backed securities, are subject to the risk that payments on principal may occur at a slower rate or later than expected. In such case, the expected maturity could lengthen as short or intermediate-term instruments become longer-term instruments, which would make the investment more sensitive to changes in interest rates. The likelihood that payments on principal will occur at a slower rate or later than expected is especially heightened under the current conditions. In addition, the Fund's investment may sharply decrease in value and the Fund's income from the investment may quickly decline. These types of instruments are particularly subject to extension risk, and offer less potential for gains, during periods of rising interest rates. In addition, the Fund may be delayed in its ability to reinvest income or proceeds from these instruments in potentially higher yielding investments, which would adversely affect the Fund to the extent its investments are in lower interest rate debt instruments. Thus, changes in interest rates may cause volatility in the value of and income received from these types of debt instruments.

REAL ESTATE INVESTMENT TRUST ("REIT") RISK—REITs are securities that invest substantially all of their assets in real estate, trade like stocks and may qualify for special tax considerations. Investments in REITs subject the Fund to risks associated with the direct ownership of real estate. These risks include, among others, fluctuations in the value of underlying properties; defaults by borrowers or tenants; market saturation; changes in general and local economic conditions; decreases in market rates for rents; changes in the availability, cost and terms of mortgage funds; increased competition, property taxes, capital expenditures, or operating expenses; and other occurrences, including the impact of changes in environmental laws, that may affect the real estate industry. In addition, REITs are subject to certain requirements under the federal tax law. A REIT that fails to comply with all those requirements may be subject to

federal income taxation, or the federal tax requirement that a REIT distribute substantially all of its net income to its shareholders may result in a REIT's having insufficient capital for future expenditures. The value of a REIT can depend on the structure of and cash flow generated by the REIT. Also, like mutual funds, REITs have expenses, including advisory and administration fees, that their shareholders pay. As a result, an investor will absorb duplicate levels of fees when the Fund invests in REITs. The failure of a company to qualify as a REIT could have adverse consequences for the Fund, including significantly reducing return to the Fund on its investment in such a company.

REGULATORY AND LEGAL RISK—The Fund's activities may be limited or restricted because of laws and regulations applicable to the Fund and its investments or the Advisor. U.S. and non-U.S. governmental agencies and other regulators regularly implement additional regulations and legislators pass new laws that affect the investments held by the Fund, the strategies used by the Fund or the level of regulation or taxation applicable to the Fund (such as regulations related to investments in derivatives and other transactions). These regulations and laws impact the investment strategies, performance, costs and operations of the Fund, as well as the way investments in, and shareholders of, the Fund are taxed.

REPURCHASE AGREEMENTS AND REVERSE REPURCHASE AGREEMENTS RISK—The Fund may enter into repurchase agreements, which are transactions in which the Fund purchases securities or other obligations from a bank or securities dealer and simultaneously commits to resell them to a counterparty at an agreed-upon date or upon demand and at a price reflecting a market rate of interest unrelated to the coupon rate or maturity of the purchased obligations. The Fund also may enter into reverse repurchase agreements, which are transactions in which the Fund sells securities and agrees to repurchase them at a particular price at a future date. The Fund will enter into repurchase agreements and reverse repurchase agreements only with counterparties that the Advisor believes present acceptable credit risks, and the collateral securing the repurchase agreements and reverse repurchase agreements generally will be limited to U.S. government securities and cash. If the market value of the underlying obligations of a repurchase agreement declines, the counterparty must provide additional collateral so that at all times the value of the collateral is greater than the repurchase price of the underlying obligations. In the event of the insolvency of the counterparty to a repurchase agreement or reverse repurchase agreement, recovery of the repurchase price owed to the Fund or, in the case of a reverse repurchase agreement, the securities sold by the Fund, may be delayed. In a repurchase agreement, such an insolvency may result in a loss to the extent that the value of the purchased securities decreases during the delay or that value has otherwise not been maintained at an amount equal to the repurchase price. In a reverse repurchase agreement, the counterparty's insolvency may result in a loss equal to the amount by which the value of the securities sold by the Fund exceeds the repurchase price payable by the Fund; if the value of the purchased securities increases during such a delay, that loss also may be increased. When the Fund enters into a reverse repurchase agreement, any fluctuations in the market value of either the securities transferred to another party or the securities in which the proceeds may be invested would affect the market value of the Fund's assets. As a result, such transactions may increase fluctuations in the NAV of the Fund's shares. Because reverse repurchase agreements may be considered to be the practical equivalent of borrowing funds, they constitute a form of leverage. If the Fund reinvests the proceeds of a reverse repurchase agreement at a rate lower than the cost of the agreement, entering into the agreement will lower the Fund's yield and the amount of exempt-interest dividends that may be paid by the Fund. The credit, liquidity and other risks associated with repurchase agreements are magnified to the extent a repurchase agreement is secured by collateral other than cash, government securities or liquid securities or instruments issued by an issuer that has an exceptionally strong credit quality.

SECTOR RISK—The Fund is subject to one or more of the Sector Risks described below. For information about the specific Sector Risk applicable to the Fund, please see the Fund's Summary section.

> **COMMUNICATION SERVICES SECTOR RISK** —The risk that the securities of, or financial instruments tied to the performance of, issuers in the Communication Services Sector that the Fund purchases will underperform the market as a whole. To the extent that the Fund's investments are exposed to issuers conducting business in the Communication Services Sector ("Communication Services Companies"), the Fund is subject to legislative or regulatory changes, adverse market conditions and/or increased competition affecting the Communication Services Sector. The performance of Communication Services Companies has historically been closely tied to the performance of the overall economy, and also is affected by economic growth, consumer confidence, attitudes and spending. Increased sensitivity to short product cycles and aggressive pricing, challenges in bringing products to market and changes in demographics and consumer tastes also can affect the demand for, and success of, communication services products and services in the marketplace.

CONSUMER DISCRETIONARY SECTOR RISK—The risk that the securities of, or financial instruments tied to the performance of, issuers in the Consumer Discretionary Sector that the Fund purchases will underperform the market as a whole. To the extent that the Fund's investments are exposed to issuers conducting business in the Consumer Discretionary Sector ("Consumer Discretionary Companies"), the Fund is subject to legislative or regulatory changes, adverse market conditions and/or increased competition affecting the Consumer Discretionary Sector. The performance of Consumer Discretionary Companies has historically been closely tied to the performance of the overall economy, and may be widely affected by interest rates, competition, consumer confidence and relative levels of disposable household income and seasonal consumer spending. Changes in demographics and consumer tastes also can affect the demand for, and success of, consumer products and services in the marketplace. In addition, Consumer Discretionary Companies may be adversely affected and lose value more quickly in periods of economic downturns. The products offered by Consumer Discretionary Companies may be viewed as luxury items during times of economic downturn.

CONSUMER STAPLES SECTOR RISK—The risk that the securities of, or financial instruments tied to the performance of, issuers in the Consumer Staples Sector that the Fund purchases will underperform the market as a whole. To the extent that the Fund's investments are exposed to issuers conducting business in the Consumer Staples Sector ("Consumer Staples Companies"), the Fund is subject to legislative or regulatory changes, adverse market conditions and/or increased competition affecting the Consumer Staples Sector. The performance of Consumer Staples Companies has historically been closely tied to the performance of the overall economy, and may fluctuate widely due to interest rates, competition, consumer confidence and relative levels of disposable household income and seasonal consumer spending. The performance of Consumer Staples Companies are subject to government regulations, such as those affecting the permissibility of using various food additives and production methods, which could affect company profitability. Tobacco companies may be adversely affected by the adoption of proposed legislation and/or by litigation. Also, the success of food and soft drinks may be strongly affected by fads, marketing campaigns and other factors affecting supply and demand.

ENERGY SECTOR RISK—The risk that the securities of, or financial instruments tied to the performance of, issuers in the Energy Sector that the Fund purchases will underperform the market as a whole either by declining in value or failing to perform as well. To the extent that the Fund's investments are exposed to issuers conducting business in the Energy Sector ("Energy Companies"), the Fund is subject to legislative or regulatory changes, adverse market conditions and/or increased competition affecting the Energy Sector. The prices of the securities of Energy Companies may fluctuate widely due to the supply and demand both for their specific products or services and for energy products in general, the price of oil and gas, exploration and production spending, governmental regulation and environmental issues, and world events and economic conditions generally affecting energy supply companies. The prices of the securities of Energy Companies also may fluctuate widely due to changes in value and dividend yield, which depend largely on the price and supply of energy resources, international political events relating to oil producing countries, energy conservation, the success of exploration projects, and tax and other governmental regulatory policies.

FINANCIALS SECTOR RISK—The risk that the securities of, or financial instruments tied to the performance of, issuers in the Financials Sector that the Fund purchases will underperform the market as a whole. To the extent the Fund's investments are exposed to issuers conducting business in the Financials Sector ("Financials Companies"), the Fund is subject to legislative or regulatory changes, adverse market conditions and/or increased competition affecting the Financials Sector. Financials Companies are subject to extensive governmental regulation which may limit both the amounts and types of loans and other financial commitments they can make, and the interest rates and fees they can charge. Profitability is largely dependent on the availability and cost of capital funds, and can fluctuate significantly when interest rates change or due to increased competition. In addition, the deterioration of the credit markets generally may cause an adverse impact in a broad range of markets, including U.S. and international credit and interbank money markets generally, thereby affecting a wide range of financial institutions and markets. Events affecting the Financials Sector in the recent past resulted in an unusually high degree of volatility in the financial markets, both domestic and foreign, and caused certain Financials Companies to incur large losses. Credit losses resulting from financial difficulties of borrowers and financial losses associated with investment activities can negatively impact the sector. Insurance companies also may be subject to severe price competition.

HEALTH CARE SECTOR RISK—The risk that the securities of, or financial instruments tied to the performance of, issuers in the Health Care Sector that the Fund purchases will underperform the market as a whole. To the extent that the Fund's investments are exposed to issuers conducting business in the Health Care Sector ("Health Care Companies"), the Fund is subject to legislative or regulatory changes, adverse market conditions and/or increased competition affecting the Health Care Sector. The prices of the securities of Health Care Companies may fluctuate widely due to government regulation and approval of products and services, which can have a significant effect on price and availability. Furthermore, the types of products or services produced or provided by Health Care Companies may quickly become obsolete. Moreover, liability for products that are later alleged to be harmful or unsafe may be substantial, and may have a significant impact on a Health Care Company's market value and/or share price.

INDUSTRIALS SECTOR RISK—The risk that the securities of, or financial instruments tied to the performance of, issuers in the Industrials Sector that the Fund purchases will underperform the market as a whole. To the extent that the Fund's investments are exposed to issuers conducting business in the Industrials Sector ("Industrials Companies"), the Fund is subject to legislative or regulatory changes, adverse market conditions and/or increased competition affecting the Industrials Sector. The prices of the securities of Industrials Companies may fluctuate widely due to the level and volatility of commodity prices, the exchange value of the dollar, import controls, worldwide competition, liability for environmental damage, depletion of resources, and mandated expenditures for safety and pollution control devices. Further, the prices of securities of Industrials Companies, specifically transportation companies, may fluctuate widely due to their cyclical nature, occasional sharp price movements that may result from changes in the economy, fuel prices, labor agreement, and insurance costs, the recent trend of government deregulation, and increased competition from foreign companies, many of which are partially funded by foreign governments and which may be less sensitive to short-term economic pressures.

INFORMATION TECHNOLOGY SECTOR RISK—The risk that the securities of, or financial instruments tied to the performance of, issuers in the Information Technology Sector that the Fund purchases will underperform the market as a whole. To the extent that the Fund's investments are exposed to issuers conducting business in the Information Technology Sector ("Information Technology Companies"), the Fund is subject to legislative or regulatory changes, adverse market conditions and/or increased competition affecting the Information Technology Sector. The prices of the securities of Information Technology Companies may fluctuate widely due to competitive pressures, increased sensitivity to short product cycles and aggressive pricing, problems relating to bringing their products to market, very high price/earnings ratios, and high personnel turnover due to severe labor shortages for skilled technology professionals.

MATERIALS SECTOR RISK—The risk that the securities of, or financial instruments tied to the performance of, issuers in the Materials Sector that the Fund purchases will underperform the market as a whole. To the extent that the Fund's investments are exposed to issuers conducting business in the Materials Sector ("Materials Sector Companies"), the Fund is subject to legislative or regulatory changes, adverse market conditions and/or increased competition affecting the Materials Sector. The prices of the securities of Materials Companies may fluctuate widely due to the level and volatility of commodity prices, the exchange value of the U.S. dollar, import controls, worldwide competition, liability for environmental damage, depletion of resources, and mandated expenditures for safety and pollution control devices.

REAL ESTATE SECTOR RISK—The Fund invests in the securities of real estate companies, including REITs. The Fund is subject to the risk that the securities of real estate companies that the Fund purchases will underperform the market as a whole. To the extent that the Fund's investments are exposed to issuers conducting their business in the Real Estate Sector ("Real Estate Companies"), the Fund is subject to legislative or regulatory changes, adverse market conditions and/or increased competition affecting the Real Estate Sector. Investments in Real Estate Companies also may subject the Fund to the risks associated with the direct ownership of real estate. The general performance of the real estate industry has historically been cyclical and particularly sensitive to economic downturns. Changes in prevailing real estate values and rental income, interest rates and changing demographics may affect the value of securities of issuers in the real estate industry. As the demand for, or prices of, real estate increase, the value of the Fund's investments generally would be expected to also increase. Conversely, declines in the demand for, or prices of, real estate generally would be expected to contribute to declines in the value of the real estate market and REITs. Such declines may occur quickly and without warning and may negatively impact the value of the Fund and your investment.

For more information regarding the potential risks of investing in REITs, please see "Real Estate Investment Trust ("REIT") Risk" above.

UTILITIES SECTOR RISK—The risk that the securities of, or financial instruments tied to the performance of, issuers in the Utilities Sector that the Fund purchases will underperform the market as a whole. To the extent that the Fund's investments are exposed to issuers conducting business in the Utilities Sector ("Utilities Companies"), the Fund is subject to legislative or regulatory changes, adverse market conditions and/or increased competition affecting the Utilities Sector. The prices of the securities of Utilities Companies may fluctuate widely due to both federal and state regulations governing rates of return and services that may be offered, fierce competition for market share, and competitive challenges in the U.S. from foreign competitors engaged in strategic joint ventures with U.S. companies, and in foreign markets from both U.S. and foreign competitors. The prices of the securities of Utilities Companies may fluctuate widely due to government regulation; the effect of interest rates on capital financing; competitive pressures due to deregulation in the utilities industry; supply and demand for services; increased sensitivity to the cost of natural resources required for energy production; and environmental factors such as conservation of natural resources or pollution control.

SHAREHOLDER TRADING RISK—The Advisor expects a significant portion of the Fund's assets to come from investors who take part in certain strategic and tactical asset allocation programs that involve frequent trading to take advantage of anticipated changes in market conditions. Frequent trading could increase the rate of the Fund's portfolio turnover, which correspondingly may increase the transaction expenses borne by the Fund, including brokerage commissions or dealer mark-ups/markdowns and other transaction costs on the sale of securities and reinvestments in other securities. The trading costs associated with portfolio turnover may adversely affect the Fund's performance. In addition, large movements of assets into and out of the Fund may have a negative impact on its ability to achieve its investment objective or its desired level of operating expenses. The risks associated with frequent trading activity and high portfolio turnover will have a negative impact on longer-term investments.

SHORT SALES AND SHORT EXPOSURE RISK—Short sales are transactions in which the Fund sells a security it does not own. To complete the transaction, the Fund must borrow the security to make delivery to the buyer. The Fund is then obligated to replace the security borrowed by purchasing the security at the market price at the time of replacement. The price at such time may be higher or lower than the price at which the security was sold by the Fund. If the underlying security goes down in price between the time the Fund sells the security and buys it back, the Fund will realize a gain on the transaction. Conversely, if the underlying security goes up in price during the period, the Fund will realize a loss on the transaction. Any such loss is increased by the amount of premium or interest the Fund must pay to the lender of the security. Likewise, any gain will be decreased by the amount of premium or interest the Fund must pay to the lender of the security. The Fund also is required to segregate other assets (not including the proceeds from the short sale) on its books to cover its obligation to return the security to the lender which means that those other assets may not be available to meet the Fund's needs for immediate cash or other liquidity. The Fund's investment performance also may suffer if the Fund is required to close out a short position earlier than it had intended. This would occur if the securities lender required the Fund to deliver the securities the Fund borrowed at the commencement of the short sale and the Fund was unable to borrow the securities from another securities lender or otherwise obtain the security by other means. In addition, the Fund may be subject to expenses related to short sales that are not typically associated with investing in securities directly, such as costs of borrowing and margin account maintenance costs associated with the Fund's open short positions. These expenses negatively impact the performance of the Fund. For example, when the Fund short sells an interest-bearing security, such as a bond, it is obligated to pay the interest on the security it has sold. This cost is partially offset by the interest earned by the Fund on the investment of the cash generated by the short sale. When the Fund sells short an equity security that pays a dividend, the Fund must pay out the dividend rate of the equity security to the lender and records this as an expense of the Fund and reflects the expense in its financial statements. However, a dividend paid on a security sold short generally has the effect of reducing the market value of the shorted security and thus, increases the Fund's unrealized gain or reduces the Fund's unrealized loss on its short sale transaction. To the extent that the interest rate and/or dividend that the Fund is obligated to pay is greater than the interest earned by the Fund on investments, the performance of the Fund will be negatively impacted. These types of short sales expenses are sometimes referred to as the "negative cost of carry," and will tend to cause the Fund to lose money on a short sale even in instances where the price of the underlying security sold short does not change over the duration of the short sale. The Fund also may obtain short sale-like exposure through the use of derivative investments. Short exposure subjects the Fund

to counterparty credit risk and leverage risk. The risk of loss through a short sale or other short exposure may in some cases be theoretically unlimited.

SOVEREIGN DEBT RISK—Sovereign debt instruments are subject to the risk that a governmental entity may delay or refuse to pay interest or repay principal on its sovereign debt, due, for example, to cash flow problems, insufficient foreign currency reserves, political considerations, the relative size of the governmental entity's debt position in relation to the economy or the failure to put in place economic reforms required by the International Monetary Fund or other multilateral agencies. Sovereign debt of emerging countries may be in default or present a greater risk of default, the risk of which is heightened given the current conditions. If a governmental entity defaults, it may ask for more time in which to pay or for further loans. There is no legal process for collecting sovereign debt that a government does not pay nor are there bankruptcy proceedings through which all or part of the sovereign debt that a governmental entity has not repaid may be collected.

STABLE PRICE PER SHARE RISK—The Fund is subject to Stable Price Per Share Risk. The Fund's assets are valued using the amortized cost method, which enables the Fund to maintain a stable price of $1.00 per share. Although the Fund is managed to maintain a stable price per share of $1.00, there is no guarantee that the price will be constantly maintained, and it is possible to lose money. The Fund is not a bank deposit and is not federally insured or guaranteed by any government agency or guaranteed to achieve its objective.

STRATEGY ALLOCATION RISK—The ability of the Fund to achieve its investment goal depends, in part, on the ability of the Advisor to allocate effectively the Fund's assets among multiple investment strategies or underlying funds. There can be no assurance that the actual allocations will be effective in achieving the Fund's investment goal or that an investment strategy will achieve its particular investment objective. Portfolio managers responsible for the investment strategies used by the Fund make investment decisions independently and it is possible that the investment strategies may not complement one another. As a result, the Fund's exposure to a given stock, industry or investment style could unintentionally be greater or smaller than it would have been if the Fund had a single investment strategy. In addition, underlying funds may not achieve their investment objectives, and their performance may be lower than that of the asset class the underlying funds were selected to represent.

TAX RISK—To qualify for the favorable U.S. federal income tax treatment generally available to regulated investment companies the Fund must, among other requirements, derive at least 90% of its gross income for each taxable year from sources generating "qualifying income." More information about this and other requirements for qualification as a regulated investment company can be found in the SAI. The Fund's investment in the Subsidiary is expected to provide the Fund with exposure to the commodities markets within the limitations of the federal tax requirements of Subchapter M of the Internal Revenue Code. Generally, income derived from direct and certain indirect investments in commodities is not qualifying income. However, the Fund has received a private letter ruling from the IRS that concludes that the income attributable to the Fund's investment in the Subsidiary constitutes qualifying income. The IRS issued final Treasury regulations pursuant to which the Fund's "Subpart F" income (as defined in Section 951 of the Internal Revenue Code to include passive income, including income from commodity-linked derivatives) attributable to its investment in the Subsidiary is "qualifying income" to the Fund to the extent that it is derived from the Fund's business of investing in stock, securities or currencies. The Fund expects its "Subpart F" income attributable to its investment in the Subsidiary to be derived from its business of investing in stock, securities or currencies and accordingly, to be treated as "qualifying income." The Advisor intends to conduct the Fund's investments in the Subsidiary in a manner consistent with the terms and conditions of its private letter ruling and applicable Treasury regulations, and will monitor the Fund's investments in the Subsidiary to ensure that no more than 25% of the Fund's assets are invested in the Subsidiary.

The Fund currently gains most of its exposure to the commodities markets through its investment in the Subsidiary, which may invest in commodity-linked derivative instruments and other similar instruments. However, to the extent the Fund invests in such instruments directly, it may be subject to the risk that such instruments will not generate qualifying income and, thus, may compromise the Fund's ability to qualify as a regulated investment company. The Fund might generate more non-qualifying income than anticipated, might not be able to generate qualifying income in a particular taxable year at levels sufficient to meet the qualifying income test, or might not be able to determine the percentage of qualifying income it derives for a taxable year until after year-end. Failure to qualify as a regulated investment company could have significant negative tax consequences to Fund shareholders. Under certain circumstances, the Fund may be able to cure a failure to meet the qualifying income test, but in order to do so the Fund may incur significant Fund-level taxes, which would effectively reduce (and could eliminate) the Fund's returns.

TEMPORARY DEFENSIVE INVESTMENT RISK—The Fund may be affected by a general decline in market specific market segments or the market as a whole (the risk of which is particularly acute under current conditions). The Fund invests in securities included in a specific market segment, such as the commodity and financial futures markets, in an effort to achieve its investment objective and regardless of their investment merits. The Advisor does not attempt to take defensive positions in the Fund in declining markets. As a result, the Fund may be subject to greater losses in a declining market than a fund that does take defensive positions.

TRACKING ERROR RISK—The Advisor may not be able to cause the Fund's performance to match or correlate to that of the Fund's benchmark, either on a daily or aggregate basis. Factors such as Fund expenses, imperfect correlation between the Fund's investments and those of its underlying index, rounding of share prices, changes to the composition of the underlying index, regulatory policies, high portfolio turnover rate, and the use of leverage all contribute to tracking error. Tracking error may cause the Fund's performance to be less than you expect.

In addition, because each of the Dow 2x Strategy Fund, NASDAQ-100® 2x Strategy Fund, Russell 2000® 2x Strategy Fund, S&P 500® 2x Strategy Fund, Inverse Dow 2x Strategy Fund, Inverse NASDAQ-100® 2x Strategy Fund, Inverse Russell 2000® 2x Strategy Fund, Inverse S&P 500® 2x Strategy Fund, Nova Fund, S&P 500® Fund, Inverse S&P 500® Strategy Fund, NASDAQ-100® Fund, Inverse NASDAQ-100® Strategy Fund, Inverse Mid-Cap Strategy Fund, Russell 2000® Fund, Inverse Russell 2000® Strategy Fund, Government Long Bond 1.2x Strategy Fund, Inverse Government Long Bond Strategy Fund, S&P 500® Pure Growth Fund, S&P 500® Pure Value Fund, S&P MidCap 400® Pure Growth Fund, S&P MidCap 400® Pure Value Fund, S&P SmallCap 600® Pure Growth Fund, S&P SmallCap 600® Pure Value Fund, Strengthening Dollar 2x Strategy Fund, and Weakening Dollar 2x Strategy Fund is tracking the performance of its benchmark on a daily basis, mathematical compounding may prevent the Fund from correlating with the monthly, quarterly, annual or other period performance of its benchmark. Tracking error may cause the Fund's performance to be less than you expect.

The Europe 1.25x Strategy Fund and Japan 2x Strategy Fund seek to track their respective benchmarks over time, but also are subject to the effects of mathematical compounding. Tracking error may be more significant for the Europe 1.25x Strategy Fund and Japan 2x Strategy Fund compared to other Funds due to the Funds' consistent application of leverage to increase exposure to their respective underlying indices.

The prices of the Europe 1.25x Strategy Fund and Japan 2x Strategy Fund are calculated at the close of the U.S. markets using fair value prices. Due to the differences in times between the close of the European and Japanese markets and the time the Funds price their shares, the value the Funds assign to securities generally will not be the same as the quoted or published prices of those securities on their primary markets or exchanges. On a daily basis, the Funds are priced with consideration to the performance of securities on their primary exchanges, foreign currency appreciation/depreciation, and market movement in the U.S. as related to the securities. As a result, the tracking error risk for the Europe 1.25x Strategy Fund and Japan 2x Strategy Fund may be higher than for other Funds.

TRADING HALT RISK—The Fund typically will hold futures contracts and short-term options. The major exchanges on which these contracts are traded, such as the Chicago Mercantile Exchange, have established limits on how much the trading price of a futures contract or option may decline over various time periods within a day, and may halt trading in a contract that exceeds such limits. In addition, the major securities exchanges, such as the NYSE, have established limits on how much the securities market, based on the Dow Jones Industrial Average®, may decline over various time periods within a day. If the price of a security, a futures contract or an option declines more than the established limits, trading on the exchange is halted on that instrument. If a trading halt occurs, the Fund may temporarily be unable to purchase or sell the futures contracts, options or securities that are the subject of the trading halt. Such a trading halt near the time the Fund prices its shares may limit the Fund's ability to use leverage and fully invest its assets, which could increase tracking error and adversely affect performance, and may prevent the Fund from achieving its investment objective. In such an event, the Fund also may be required to use a "fair value" method to price its outstanding contracts or securities. Fair value determinations are inherently subjective and reflect good faith judgments based on available information. Accordingly, there can be no assurance that the determination of a security's fair value in accordance with the Fund's valuation procedures will in fact approximate the price at which the Fund could sell that security at that time (*i.e.*, the sale price could differ, sometimes significantly, from the Fund's last valuation for the security).

U.S. GOVERNMENT SECURITIES RISK—Different types of U.S. government securities have different relative levels of credit risk depending on the nature of the particular government support for that security. U.S. government securities

may be supported by: (i) the full faith and credit of the United States government; (ii) the ability of the issuer to borrow from the U.S. Treasury; (iii) the credit of the issuing agency, instrumentality or government-sponsored entity; (iv) pools of assets (*e.g.*, mortgage-backed securities); or (v) the United States in some other way. The U.S. government and its agencies and instrumentalities do not guarantee the market value of their securities, which may fluctuate in value and are subject to investment risks, and certain U.S. government securities may not be backed by the full faith and credit of the United States government. The value of U.S. government obligations may be adversely affected by changes in interest rates. It is possible that the issuers of some U.S. government securities will not have the funds to timely meet their payment obligations in the future and there is a risk of default. For certain agency issued securities, there is no guarantee the U.S. government will support the agency if it is unable to meet its obligations.

VALUE STOCKS RISK—Value stocks tend to be inexpensive relative to their earnings or assets compared to other types of stocks. Over time, a value investing style may go in and out of favor, causing the Fund to sometimes underperform other equity funds that use different investing styles. Value stocks can react differently to issuer, political, market and economic developments than the market overall and other types of stock. In addition, the Fund's value approach carries the risk that the market will not recognize a security's intrinsic value for a long time or that a stock judged to be undervalued may actually be appropriately priced.

PORTFOLIO HOLDINGS

A description of the Funds' policies and procedures with respect to the disclosure of Fund portfolio securities is available in the SAI.

MORE INFORMATION ABOUT THE COMMODITIES STRATEGY FUND'S UNDERLYING INDEX

The Commodities Strategy Fund seeks to provide investment results that correlate to the performance of the S&P GSCI® Commodity Index. The S&P GSCI® Commodity Index is a composite index of commodity sector returns, representing an unleveraged, long-only investment in commodity futures that is broadly diversified across the spectrum of commodities. The returns are calculated on a fully-collateralized basis with full reinvestment. The S&P GSCI® Commodity Index is significantly different than the return from buying physical commodities. The Fund is non-diversified and, therefore, may invest a greater percentage of its assets in a particular issuer in comparison to a diversified fund.

MANAGEMENT OF THE FUNDS

INVESTMENT ADVISOR

The Advisor, Security Investors, LLC, is located at 702 King Farm Boulevard, Suite 200, Rockville, Maryland 20850, and serves as investment adviser of the Funds. The Advisor is a registered investment adviser and a registered commodity pool operator. The Advisor has served as the investment adviser of each Fund since its inception.

The Advisor makes investment decisions for the assets of the Funds and continuously reviews, supervises, and administers each Fund's investment program. The Board of Trustees supervises the Advisor and establishes policies that the Advisor must follow in its day-to-day management activities. Pursuant to an investment advisory agreement between the Trust and the Advisor, each Fund paid the Advisor a fee at an annualized rate for the fiscal year ended December 31, 2019, based on the average daily net assets of the Fund, as set forth below:

Fund	Advisory Fee
Dow 2x Strategy Fund	0.90%
NASDAQ-100® 2x Strategy Fund	0.90%
Russell 2000® 2x Strategy Fund	0.90%
S&P 500® 2x Strategy Fund	0.90%
Inverse Dow 2x Strategy Fund	0.90%
Inverse NASDAQ-100® 2x Strategy Fund	0.90%*
Inverse Russell 2000® 2x Strategy Fund	0.90%*

Fund	Advisory Fee
Inverse S&P 500® 2x Strategy Fund	0.90%*
Inverse Mid-Cap Strategy Fund	0.90%
Inverse NASDAQ-100® Strategy Fund	0.90%
Inverse Russell 2000® Strategy Fund	0.90%
Inverse S&P 500® Strategy Fund	0.90%
Mid-Cap 1.5x Strategy Fund	0.90%
Nova Fund	0.75%
NASDAQ-100® Fund	0.75%
Russell 2000® Fund	0.75%*
Russell 2000® 1.5x Strategy Fund	0.90%
S&P 500® Fund	0.75%*
Long Short Equity Fund	0.90%
S&P 500® Pure Growth Fund	0.75%
S&P 500® Pure Value Fund	0.75%
S&P MidCap 400® Pure Growth Fund	0.75%
S&P MidCap 400® Pure Value Fund	0.75%
S&P SmallCap 600® Pure Growth Fund	0.75%
S&P SmallCap 600® Pure Value Fund	0.75%
Sector Funds (except for the Precious Metals Fund)	0.85%
Precious Metals Fund	0.75%
Europe 1.25x Strategy Fund	0.90%
Japan 2x Strategy Fund	0.75%
Government Long Bond 1.2x Strategy Fund	0.50%
Inverse Government Long Bond Strategy Fund	0.90%
High Yield Strategy Fund	0.75%
Inverse High Yield Strategy Fund	0.75%*
Multi-Hedge Strategies Fund	1.15%
Commodities Strategy Fund	0.75%
Global Managed Futures Strategy Fund	0.90%
Real Estate Fund	0.85%
Strengthening Dollar 2x Strategy Fund	0.90%
Weakening Dollar 2x Strategy Fund	0.90%
U.S. Government Money Market Fund	0.50%

* The Fund has not yet commenced operations. The Advisory Fee reflected in the table above is the contractual fee that the Fund will pay to the Advisor upon the Fund's commencement of operations.

The Commodities Strategy Fund, Global Managed Futures Strategy Fund, and Multi-Hedge Strategies Fund invest in their respective Subsidiaries. Each Subsidiary has entered into a separate advisory agreement with the Advisor for the management of that Subsidiary's portfolio pursuant to which the Subsidiary pays the Advisor a management fee at the same rate that the Subsidiary's corresponding Fund pays the Advisor for services provided to that Fund. The Advisor has contractually agreed to waive the management fee it receives from each Fund in an amount equal to the management fee paid to the Advisor by the Fund's Subsidiary as discussed in more detail under "Management of the Subsidiaries" below.

For the Multi-Hedge Strategies Fund, the Advisor has contractually agreed to pay all operating expenses of the Fund, excluding interest expense and taxes (expected to be de minimis), brokerage commissions and other expenses

connected with the execution of portfolio transactions, short sales dividend and interest expense, and extraordinary expenses.

The Advisor also has contractually agreed through May 1, 2021, to waive the amount of each Fund's management fee to the extent necessary to offset the proportionate share of any management fee paid by each Fund with respect to any Fund investment in an underlying fund for which the Advisor or any of its affiliates also serves as investment manager. The Advisor is not entitled to reimbursement by a Fund for fees waived under this agreement. This agreement will automatically renew for one-year terms, unless the Advisor provides written notice to the Fund of the termination of the agreement.

For the U.S. Government Money Market Fund, the Advisor and/or one or more of its affiliates may reimburse expenses or waive fees of the Fund to the extent necessary to maintain the Fund's net yield at a certain level as determined by the Advisor. Any such waiver or expense reimbursement would be voluntary and could be discontinued at any time. There is no guarantee that the Fund will be able to avoid a negative yield or to continue paying periodic dividends when the yield is not positive.

The Advisor bears all of its own costs associated with providing these advisory services and the expenses of the members of the Board of Trustees who are affiliated with the Advisor. In addition, the Advisor may make payments from its own resources to insurance companies, broker-dealers and other financial institutions, including to the Advisor's parent company, Guggenheim Capital, LLC and its affiliates, in connection with services provided to the Funds and for services provided in connection with the sale of Fund shares.

A discussion regarding the basis for the Board of Trustees' approval of the Funds' investment advisory agreement in May 2019 is currently available in the Funds' June 2019 Semi-Annual Reports to Shareholders, which cover the period January 1, 2019 to June 30, 2019. A discussion regarding the basis for the Board of Trustees' approval of the Funds' investment advisory agreement in May 2020 will be available in the Funds' June 2020 Semi-Annual Reports to Shareholders, which cover the period January 1, 2020 to June 30, 2020.

The Advisor may hire one or more sub-advisers to oversee the day-to-day activities of the Funds without seeking the approval of Fund shareholders. The Advisor and the Funds rely on an exemptive order obtained from the SEC to be able to function as a multi-manager structure. The order allows the Advisor to hire, replace or terminate unaffiliated sub-advisers without the approval of shareholders. The order also allows the Advisor to revise a sub-advisory agreement with an unaffiliated sub-adviser with the approval of the Funds' Board of Trustees, but without shareholder approval. However, any increase in the aggregate advisory fee paid by a Fund, including any increase resulting from a change to a Fund's sub-advisory arrangements, remains subject to shareholder approval. If a new unaffiliated sub-adviser is hired, shareholders will receive information about the new sub-adviser within 90 days of the change. The order allows the Funds to operate more efficiently and with greater flexibility. In the event the Funds use a sub-advisor, the Advisor would provide the following oversight and evaluation services to the Funds:

- performing initial due diligence on prospective sub-advisers for the Funds;
- monitoring the performance of the sub-advisers;
- communicating performance expectations to the sub-advisers; and
- ultimately recommending to the Board of Trustees whether a sub-adviser's contract should be renewed, modified or terminated.

The Advisor does not expect to recommend frequent changes of sub-advisers. Although the Advisor will monitor the performance of the sub-advisers, there is no certainty that any sub-adviser or Fund will obtain favorable results at any given time. Currently the Funds are not managed by a sub-adviser.

To the extent sub-advisers provide sub-advisory services to the Funds, their activities with respect to the Funds are subject to oversight by the Advisor. The Advisor has ultimate responsibility for the investment performance of the Funds due to its responsibility to oversee each sub-adviser and recommend their hiring, termination and replacement. The Advisor is not required to disclose individual fees paid to any sub-adviser hired pursuant to the order.

MANAGEMENT OF THE SUBSIDIARIES

As with the Funds, the Advisor is responsible for the selection of each Subsidiary's investments and the administration of each Subsidiary's investment program pursuant to separate investment advisory agreements between the Advisor and each Subsidiary. Under the advisory agreements, the Advisor provides the Subsidiaries with the same type of management subject to the same terms as are provided to the Funds. The Subsidiaries also have entered into separate contracts for the provision of custody, transfer agency and administrative, and audit services with the same service providers that provide those services to the Funds.

Each Subsidiary will pay the Advisor a fee at an annualized rate, based on the average daily net assets of the Subsidiary's portfolio, as follows:

Subsidiary	Advisory Fee
Global Managed Futures Strategy CFC	0.90%
Multi-Hedge Strategies CFC	1.15%
Commodities Strategy CFC	0.75%

As stated above, the Advisor has contractually agreed to waive the management fee it receives from each Fund in an amount equal to the management fee paid to the Advisor by that Fund's Subsidiary. This undertaking will continue in effect for so long as each Fund invests in its Subsidiary, and may not be terminated by the Advisor unless the Advisor obtains the prior approval of the Funds' Board of Trustees. The rate of the management fee paid directly or indirectly by each Fund is calculated by aggregating the fees paid to the Advisor by the Fund (after waivers) and its Subsidiary, and may not increase without the prior approval of the Board of Trustees and a majority of the Fund's shareholders. Each Subsidiary will also bear the fees and expenses incurred in connection with the custody, transfer agency and administrative, and audit services that it receives which are specific to each Subsidiary and not duplicative of services provided to the Funds. The Funds expect that the expenses borne by their respective Subsidiaries will not be material in relation to the value of the Funds' assets. Please see the SAI for more information about the organization and management of the Subsidiaries.

PORTFOLIO MANAGEMENT

The Funds are managed by a team of investment professionals. On a day-to-day basis, Messrs. Michael P. Byrum and Ryan Harder are jointly and primarily responsible for the day-to-day management of each Fund, with the exception of the Long Short Equity Fund. On a day-to-day basis, Messrs. Samir Sanghani and Burak Hurmeydan are jointly and primarily responsible for the day-to-day management of the Long Short Equity Fund. Biographical information for each of the portfolio managers is listed below.

Michael P. Byrum, CFA, Senior Vice President—Mr. Byrum has been associated with the Advisor since 1993. Mr. Byrum was the inaugural portfolio manager for many of the Rydex products, including the Rydex leveraged and inverse funds, sector fund lineup and alternative investment portfolios. Today, Mr. Byrum continues to play an instrumental role in product development and investment strategy at Guggenheim Investments and oversees the trading, research and portfolio management activities of the quantitative strategies team, which focuses on target beta, alternative and asset allocation strategies. He is the chairman of the Investment Strategy Committee and is a member of the Risk Management Committee and Credit Review Committee. Prior to joining the Advisor, Mr. Byrum served in a brokerage capacity with Money Management Associates, the registered investment advisor to Rushmore Funds, Inc. He earned a B.S. in finance from the Miami University of Ohio. He also has earned the right to use the Chartered Financial Analyst® designation and is a member of the CFA Institute and the CFA Society of Washington.

Ryan A. Harder, CFA, Portfolio Manager—Mr. Harder is involved in the management of each series of Rydex Series Funds, Rydex Dynamic Funds and Rydex Variable Trust, but focuses particularly on the management of the Domestic Equity, International Equity, Fixed Income, and Alternative Funds. Mr. Harder joined the Advisor in 2004 as an Assistant Portfolio Manager, was promoted to Portfolio Manager in 2005 and has served in his current capacity since 2008. He was instrumental in the launch of the Multi-Hedge Strategies, High Yield Strategy and Inverse High Yield Strategy Funds. Prior to joining the Advisor, Mr. Harder served in various capacities with WestLB Asset Management, including as an Assistant Portfolio Manager, and worked in risk management at CIBC World Markets. He holds a B.A. in Economics from Brock University in Ontario, Canada and a Master of Science in International Securities, Investment and Banking from the ICMA Centre at the University of Reading in the U.K.

Burak Hurmeydan, Ph.D., Director and Portfolio Manager—Dr. Hurmeydan has co-managed the Long Short Equity Fund since June 2017. Dr. Hurmeydan joined Guggenheim in 2011 as an Analyst of Quantitative Strategies. Before joining Guggenheim, he was a Quantitative Risk/Research Analyst with Citadel Asset Management from 2008 to 2009. He earned his B.S. in Economics from Eastern Mediterranean University and an M.S. degree in Economics from Louisiana State University. Dr. Hurmeydan earned a Ph.D. in Economics with a specialization in Financial Econometrics from Louisiana State University.

Samir Sanghani, Managing Director and Portfolio Manager—Mr. Sanghani has co-managed the Long Short Equity Fund since June 2017. Mr. Sanghani's responsibilities include equity portfolio management, research, and development of strategies as head of the Quantitative Strategies Group in Santa Monica. He also leads a team of fundamental sector analysts covering US equities. Prior to joining Guggenheim in 2008, he was portfolio manager of a value/opportunistic equity hedge fund. Mr. Sanghani also served as VP of Operations and Chief Compliance Officer at a multi-manager hedge fund firm offering fundamental and quantitative equity long/short strategies. Prior to this, he was a Management Consultant for six years at PriceWaterhouseCoopers. Mr. Sanghani holds a B.S. degree in Electrical and Computer Engineering from Rice University and an MBA from M.I.T. Sloan School of Management. He has earned the right to use the Chartered Financial Analyst® designation and is a member of the CFA Institute.

Additional information about the portfolio managers' compensation, other accounts managed by the portfolio managers, and the portfolio managers' ownership of securities in the Funds is available in the SAI.

SHAREHOLDER INFORMATION

CALCULATING NET ASSET VALUE

The price at which you buy, sell and exchange shares is the net asset value per share, which also is known as NAV.

Each Fund calculates its NAV by:

- Taking the current market value of its total assets
- Subtracting any liabilities
- Dividing that amount by the total number of shares owned by shareholders

Each Fund calculates its NAV once each Business Day typically as of the close of regular trading on the NYSE (normally, 4:00 p.m., Eastern Time). Each insurance company may have different rules about the timing and processing of transaction orders. For more information about your insurance company's transaction order processing rules, you should contact your insurance company directly. The NYSE is open Monday through Friday, except in observation of the following holidays: New Year's Day, Martin Luther King, Jr. Day, Presidents' Day, Good Friday, Memorial Day, Independence Day, Labor Day, Thanksgiving Day and Christmas Day.

On any day that the NYSE closes early, whether scheduled (*e.g.*, days preceding or following generally observed holidays) or unscheduled (*e.g.*, market closures due to trading halts), the Funds typically will calculate NAV as of the earlier closing time and advance the time by which purchase and redemption orders must be received accordingly.

On days that the corporate bond markets close early in advance of or following generally observed holidays, the Government Long Bond 1.2x Strategy Fund, Inverse Government Long Bond Strategy Fund, and High Yield Strategy Fund typically will calculate NAV as of 1 p.m., Eastern Time and advance the time by which purchase and redemption orders must be received accordingly.

On any day that the NYSE or other principal trading market relevant to a particular Fund has an earlier closing time (scheduled or unscheduled) — or as otherwise permitted by the SEC — each Fund reserves the right to: (i) advance the time the NAV is calculated and, correspondingly, the time by which purchase and redemption orders must be received or (ii) accept purchase and redemption orders until (and calculate its NAV as of) the normally scheduled close of regular trading on the NYSE or such other principal trading market for that day.

The Funds generally do not accept purchase and redemption orders (or calculate their respective NAVs) on days that the NYSE is closed for business (scheduled or unscheduled). On any day that the NYSE is closed when it would normally

be open for business, the Funds may accept purchase and redemption orders until (and calculate their NAVs as of) the normally scheduled close of regular trading on the NYSE.

For more information, please call 800.820.0888 or visit the Guggenheim Investments website — www.guggenheiminvestments.com.

In calculating NAV, each Fund, except for the Commodities Strategy Fund, Global Managed Futures Strategy Fund, and International Equity Funds, generally values its investment portfolio based on the market price of the securities as of the time the Fund determines NAV. If market prices are unavailable or the Advisor thinks that they are unreliable, the Advisor prices those securities at fair value as determined in good faith using methods approved by the Board of Trustees. For example, market prices may be unavailable if trading in a particular portfolio security was halted during the day and did not resume prior to a Fund's NAV calculation. The Advisor may view market prices as unreliable when the value of a security has been materially affected by events occurring after the market closes, but prior to the time as of which the Funds calculate NAV.

The Advisor will regularly value the Commodities Strategy Fund's and Global Managed Futures Strategy Fund's investments in structured notes, if any, in accordance with the terms of their agreement at the value of the underlying index or reference asset as of the close of regular trading on the NYSE.

The Advisor generally values the assets of the International Equity Funds at fair value using procedures approved by the Board of Trustees because of the time difference between the close of the relevant foreign exchanges and the time the International Equity Funds price their shares at the close of the NYSE. As such, the value assigned to the International Equity Funds' securities may not be the quoted or published prices of those securities on their primary markets or exchanges.

Securities traded on a domestic securities exchange (including ETF shares) are usually valued at the last sale price on that exchange on the day valuation is made, provided, however, that securities listed on NASDAQ will usually be valued at the NASDAQ Official Closing Price, which may not necessarily represent the last sale price. If no sale is reported on the valuation date, the last current bid price is used.

Commercial paper and discount notes with remaining maturities of greater than sixty (60) days at the time of purchase are valued using a pricing service. Commercial paper and discount notes with remaining maturities of sixty (60) days or less at the time of purchase are valued at amortized cost, unless it is concluded that amortized cost does not represent the fair value of the applicable asset in which case it will be valued using a pricing service.With respect to an underlying open-end mutual fund ("underlying mutual fund") in which a Fund may invest, the Fund generally values the shares of the underlying mutual fund at the underlying mutual fund's NAV and the prospectus for the underlying mutual fund explains the circumstances under which the mutual fund will use fair value pricing and the effects of fair value pricing.

Total return index swaps are generally valued using the official index closing price. Single name credit default swaps are generally valued using an evaluated price provided by a pricing service. If there is no evaluated price available, then single name credit default swaps are valued based on broker bid prices. Equity options are generally valued using the mid-price and commodity options are generally valued based on the underlying futures contract of the option. Futures contracts are generally valued based on the last sale price.

For foreign securities and other assets that are priced in a currency other than U.S. dollars, a Fund will convert the security or asset from the local currency into U.S. dollars using the relevant current exchange rate. Foreign securities may trade in their primary markets on weekends or other days when the Funds do not price their shares.

The use of fair valuation in pricing a security involves the consideration of a number of subjective factors and therefore, is susceptible to the unavoidable risk that the valuation may be higher or lower than the price at which the security might actually trade if a reliable market price were readily available.

The Commodities Strategy Fund, Multi-Hedge Strategies Fund and Global Managed Futures Strategy Fund each may invest up to 25% of its total assets in shares of its respective Subsidiary. Each Subsidiary offers to redeem all or a portion of its shares at the current NAV every Business Day. The value of each Subsidiary's shares will fluctuate with

the value of the Subsidiary's portfolio investments. Each Subsidiary prices its portfolio investments pursuant to the same pricing and valuation methodologies and procedures described above.

The U.S. Government Money Market Fund values its assets using the amortized cost method of valuation pursuant to procedures approved by the Fund's Board of Trustees. More information about the valuation of the Fund's holdings and the amortized cost method can be found in the SAI.

To receive the current Business Day's NAV, variable life and variable annuity account investors should consult their variable life insurance product prospectus.

EXPLANATION OF CERTAIN FUND FEES AND EXPENSES

Acquired Fund Fees and Expenses—As a shareholder in other investment companies, which may include other mutual funds, closed-end funds, and business development companies (the "Acquired Funds"), a Fund may indirectly bear its proportionate share of the fees and expenses of the Acquired Funds. "Acquired Fund Fees and Expenses" are based upon (i) the approximate allocation of the Fund's assets among the Acquired Funds and (ii) the net expenses (excluding interest, taxes and extraordinary expenses) of the Acquired Funds during their most recently completed fiscal year. "Acquired Fund Fees and Expenses" are not direct costs paid by Fund shareholders and do not affect the calculation of the Fund's NAV or the Fund's cost of operations. "Acquired Fund Fees and Expenses" will vary with changes in the expenses of the Acquired Funds, as well as allocation of the Fund's assets, and may be higher or lower than those shown.

Short Sales Dividend and Interest Expense—"Short Sales Dividend and Interest Expense" is incurred when a Fund short sells a security to gain the inverse exposure necessary to meet its investment objective. The Fund must pay out the dividend rate on an equity security, the coupon rate of a fixed income security, and interest expense associated with either, to the lender and records these as an expense of the Fund and reflects these expenses in its financial statements. However, any such dividend or interest expense on a security sold short generally has the effect of reducing the market value of the shorted security – thus increasing the Fund's unrealized gain or reducing the Fund's unrealized loss on its short sale transaction. "Short Sales Dividend and Interest Expense" is not a fee charged to the shareholder by the Advisor or other service provider. Rather it is more similar to the transaction costs or capital expenditures associated with the day-to-day management of any mutual fund.

Other Expenses—For the Multi-Hedge Strategies Fund, Global Managed Futures Strategy Fund, and Commodities Strategy Fund, "Other Expenses of the Subsidiary" includes the transfer agent fees, custodial fees, and accounting and legal expenses that the Subsidiary pays.

PURCHASING AND REDEEMING SHARES

Shares of the Funds are offered continuously. Ordinarily, investors may buy shares on any day that the NYSE is open for business (a "Business Day"). As discussed in greater detail under "Calculating Net Asset Value," on any day that the NYSE or other principal trading market relevant to a particular Fund has an earlier closing time (scheduled or unscheduled) — or as otherwise permitted by the SEC — each Fund reserves the right to: (i) advance the time the NAV is calculated and, correspondingly, the time by which purchase and redemption orders must be received or (ii) accept purchase and redemption orders until (and calculate its NAV as of) the normally scheduled close of regular trading on the NYSE or such other principal trading market for that day.

The NYSE holiday schedule is included in the SAI and Guggenheim Investments will post advance notice of early NYSE and Bond Market closings at www.guggenheiminvestments.com.

Notwithstanding the foregoing, the U.S. Government Money Market Fund reserves the right to accept orders to purchase or redeem shares on any day that is not a Business Day and the Federal Reserve Bank of New York or National Securities Clearing Corporation remains open. In addition, the U.S. Government Money Market Fund may designate special hours of operation on any such day. In the event that the U.S. Government Money Market Fund invokes the right to accept orders to purchase or redeem shares on any day that is not a Business Day and/or adopt special hours of operation, the U.S. Government Money Market Fund will post advance notice of these events at www.guggenheiminvestments.com.

Shares of each Fund are purchased primarily by insurance companies for their separate accounts to fund both variable annuity and variable life insurance contracts. The Trust has received an exemptive order (the "Exemptive Order") from the SEC that permits each of the Funds to sell shares to separate accounts of insurance companies that fund both variable annuity and variable life insurance contracts, qualified pension and retirement plans outside the separate account context, and certain insurance company general accounts. Sales of shares to these different parties may give rise to certain conflicts of interest due to differences in tax treatment among other reasons. As a condition of the Exemptive Order, the Trust's Board of Trustees monitors events relating to the variable annuity and variable life insurance contracts that invest in the Funds through insurance company separate accounts to identify any material irreconcilable conflicts which may arise and to determine what action, if any, should be taken in response to such conflicts.

All orders for the purchase of shares are subject to acceptance or rejection by the Trust. An insurance company purchases and redeems shares of each Fund based on, among other things, the amount of net contract premiums or purchase payments allocated to a separate account investment division, transfers to or from a separate account investment division, contract loans and repayments, contract withdrawals and surrenders, and benefit payments, at the Fund's NAV calculated as of that same day.

All redemption requests will be processed and payment with respect thereto will be made within seven days after tender. With respect to each Fund, Guggenheim Investments may suspend your right to redeem your shares during times when trading on the NYSE is suspended or restricted, or otherwise as permitted by the SEC. The Funds reserve the right to pay all or part of your redemption proceeds in liquid securities with a market value equal to the redemption price. If a Fund redeems your shares in-kind, you may bear transaction costs and will bear market risks until such time as such securities are converted to cash.

HOUSEHOLDING

Householding is an option that may be available to certain Fund investors. Householding is a method of delivery, based on the preference of the individual investor, in which a single copy of certain shareholder documents can be delivered to investors who share the same address, even if their accounts are registered under different names. Please contact your broker-dealer or other financial intermediary if you are interested in enrolling in householding and receiving a single copy of prospectuses and other shareholder documents, or if you are currently enrolled in householding and wish to change your householding status.

FREQUENT PURCHASES AND REDEMPTIONS OF FUND SHARES

Frequent Trading Policy. Because the Funds (other than the Alternative Funds) are designed and operated to accommodate frequent trading by shareholders and, unlike most mutual funds, offer unlimited exchange privileges with no minimum holding periods or transaction fees, the Funds' Board of Trustees has not adopted policies and procedures designed to prevent market timing or to monitor for frequent purchases and redemptions of Fund shares. A significant portion of the assets of the Funds come from investors who take part in certain strategic and tactical asset allocation programs. The Funds anticipate that investors who take part in these programs may frequently redeem or exchange shares of the Funds, which may cause the Funds to experience high portfolio turnover. Higher portfolio turnover may result in the Funds paying higher levels of transaction costs. In addition, large movements of assets into and out of the Funds may negatively impact the Funds' ability to achieve their respective investment objectives.

The Alternative Funds are not suitable for purchase by active investors. Each Alternative Fund is intended for long-term investment purposes only and discourages shareholders from engaging in "market timing" or other types of excessive short-term trading. This frequent trading into and out of the Alternative Funds may present risks to the Funds' long-term shareholders, all of which could adversely affect shareholder returns. The risks posed by frequent trading include interfering with the efficient implementation of the Alternative Funds' investment strategies, triggering the recognition of taxable gains and losses on the sale of Fund investments, requiring the Funds to maintain higher cash balances to meet redemption requests, and experiencing increased transaction costs.

The Funds' access to information about individual shareholder transactions made through such omnibus arrangements is often unavailable or severely limited. Because the Funds are sold primarily, directly and indirectly, through variable annuity and variable life insurance products, the Funds expect that all shares of the Funds will be owned, directly and indirectly, on an omnibus level by various insurance companies sponsoring such products on behalf of contract owners. As a result, the Funds' ability to prevent frequent trading of the Funds will be solely dependent on the ability and willingness of the various insurance companies to assist in its prevention. The Funds cannot assure that their

policies will be enforced with regard to those Fund shares held through such omnibus arrangements (which may represent a majority of Fund shares), and frequent trading could adversely affect the Funds and their long-term shareholders as discussed above.

DIVIDENDS, DISTRIBUTIONS, AND ADDITIONAL TAX INFORMATION

DIVIDENDS AND DISTRIBUTIONS

Income dividends and capital gain distributions, if any, are paid at least annually by each of the Funds, except the U.S. Government Money Market Fund and Government Long Bond 1.2x Strategy Fund which declare and pay dividends daily. If you own Fund shares on a Fund's record date, you will be entitled to receive the dividend. Each Fund, however, may declare a special capital gains distribution if the Board of Trustees believes that such a distribution would be in the best interest of the shareholders of the Fund.

TAXES

The following is a summary of some important tax issues that affect the Funds and their shareholders. The summary is based on current tax laws, which may be changed by legislative, judicial or administrative action. You should not consider this summary to be a comprehensive explanation of the tax treatment of the Funds, or the tax consequences of an investment in the Funds. **More information about taxes is located in the SAI. You are urged to consult your tax adviser regarding specific questions as to U.S. federal, state and local income taxes.**

TAX STATUS OF EACH FUND

Each Fund is treated as a separate entity for federal tax purposes, and intends to qualify for the special tax treatment afforded to regulated investment companies. As long as each Fund qualifies for treatment as a regulated investment company, the Fund pays no federal income tax on the earnings it timely distributes to shareholders.

Special tax rules apply to life insurance companies, variable annuity contracts and variable life insurance contracts. Net investment income and net realized capital gains that a Fund distributes are not currently taxable when left to accumulate within a variable annuity or variable life insurance contract or under a qualified pension or retirement plan.

The tax information that follows is generally applicable to the Funds. For information on federal income taxation of a life insurance company with respect to its receipt of distributions from a Fund and federal income taxation of owners of variable annuity or variable life insurance contracts, refer to the contract prospectus.

In order to enable an insurance company separate account that invests all of its assets in a particular Fund to comply with the diversification requirements applicable to "segregated asset accounts" under the Internal Revenue Code, each Fund intends to structure its portfolio in a manner that complies with those requirements and to prohibit investment in the Fund by investors other than separate accounts established and maintained by insurance companies for the purpose of funding variable annuity and life insurance contracts and certain qualified pension and retirement plans. The applicable Treasury regulations generally provide that, as of the end of each calendar quarter or within 30 days thereafter, no more than 55% of the total assets of a segregated asset account may be represented by any one investment, no more than 70% by any two investments, no more than 80% by any three investments, and no more than 90% by any four investments. For this purpose, all securities of the same issuer are considered a single investment, but in the case of U.S. government securities, each government agency or instrumentality is considered to be a separate issuer. All interests in the same commodity are treated as a single investment. An alternative asset diversification test may be satisfied under certain circumstances. So long as a Fund qualifies as a "regulated investment company" and ensures that its shares are held only by qualifying investors, each segregated asset account investing in that Fund will be entitled to "look through" to the Fund's portfolio in order to satisfy the diversification requirements. As noted above, shares of the Funds are offered only to separate accounts established and maintained by insurance companies for the purpose of funding variable annuity and variable life insurance contracts and to certain qualified pension and retirement plans; if a Fund were to sell its shares to other categories of shareholders, the Fund may fail to comply with applicable Treasury requirements regarding investor control. If a Fund should fail to comply with the diversification or investor control requirements or fail to qualify as a regulated investment company under the Internal Revenue Code, contracts invested in that Fund would not be treated as annuity, endowment or life insurance contracts under the Internal Revenue Code, all income and gain earned in past years and currently inside the contracts would

be taxed currently to the policyholders, and all income and gain would remain subject to taxation as ordinary income thereafter, even if the Fund were to become adequately diversified.

In certain cases the determination of the value and the identity of the issuer of the Funds' derivative investments are often unclear for purposes of the diversification tests described above. The Funds intend to carefully monitor such investments to ensure that they are adequately diversified under the applicable diversification tests, however, there are no assurances that the IRS will agree with the Funds' determination with respect to certain derivatives.

FINANCIAL HIGHLIGHTS

The financial highlights table is intended to help you understand each Fund's financial performance for the past five years (or, if shorter, the period of operations of that Fund). Certain information reflects financial results for a single Fund share. The total returns in the table represent the rate that an investor would have earned (or lost) on an investment in a Fund (assuming reinvestment of all dividends and distributions). The total returns do not reflect fees and charges imposed at the separate account level. For more information about such fees and expenses, please see your variable insurance contract prospectus. The information provided below has been audited by Ernst & Young LLP, the Funds' independent registered public accounting firm, whose report, along with the Funds' financial statements and related notes, are included in the Funds' 2019 Annual Reports. The 2019 Annual Reports are available upon request and incorporated by reference in the SAI.

Dow 2x Strategy Fund

This table is presented to show selected data for a share outstanding throughout each period and to assist shareholders in evaluating the Fund's performance for the periods presented.

	Year Ended December 31, 2019	Year Ended December 31, 2018	Year Ended December 31, 2017	Year Ended December 31, 2016	Year Ended December 31, 2015
Per Share Data					
Net asset value, beginning of period	$111.50	$171.44	$110.08	$84.22	$112.60
Income (loss) from investment operations:					
Net investment income (loss)[a]	0.91	1.01	0.25	0.06	(0.06)
Net gain (loss) on investments (realized and unrealized)	51.94	(18.55)	63.43	25.80	(2.89)
Total from investment operations	52.85	(17.54)	63.68	25.86	(2.95)
Less distributions from:					
Net investment income	(0.97)	(0.36)	(0.06)	—	—
Net realized gains	—	(42.04)	(2.26)	—	(25.43)
Total distributions	(0.97)	(42.40)	(2.32)	—	(25.43)
Net asset value, end of period	$163.38	$111.50	$171.44	$110.08	$84.22
Total Return[b]	**47.47%**	**(14.23%)**	**58.51%**	**30.72%**	**(4.22%)**
Ratios/Supplemental Data					
Net assets, end of period (in thousands)	$15,519	$14,209	$23,319	$16,510	$21,905
Ratios to average net assets:					
Net investment income (loss)	0.65%	0.65%	0.18%	0.07%	(0.06%)
Total expenses[c]	1.91%	1.80%	1.81%	1.77%	1.72%
Net expenses[d]	1.84%	1.80%	1.81%	1.77%	1.72%
Portfolio turnover rate	256%	362%	256%	361%	212%

[a] Net investment income (loss) per share was computed using average shares outstanding throughout the period.
[b] Total return does not take into account any of the expenses associated with an investment in variable insurance products. If total return had taken into account these expenses, performance would have been lower. Shares of a series of Rydex Variable Trust are available only through the purchase of such products.
[c] Does not include expenses of the underlying funds in which the Fund invests.
[d] Net expense information reflects the expense ratios after expense waivers and reimbursements, as applicable.

NASDAQ-100® 2x Strategy Fund

This table is presented to show selected data for a share outstanding throughout each period and to assist shareholders in evaluating the Fund's performance for the periods presented.

	Year Ended December 31, 2019	Year Ended December 31, 2018	Year Ended December 31, 2017	Year Ended December 31, 2016	Year Ended December 31, 2015
Per Share Data					
Net asset value, beginning of period	$50.68	$64.95	$38.79	$38.67	$41.60
Income (loss) from investment operations:					
Net investment income (loss)[a]	0.22	0.14	(0.17)	(0.22)	(0.31)
Net gain (loss) on investments (realized and unrealized)	40.55	(2.70)	26.97	3.57	6.26
Total from investment operations	40.77	(2.56)	26.80	3.35	5.95
Less distributions from:					
Net investment income	(0.11)	—	—	—	—
Net realized gains	—	(11.71)	(0.64)	(3.23)	(8.88)
Total distributions	(0.11)	(11.71)	(0.64)	(3.23)	(8.88)
Net asset value, end of period	$91.34	$50.68	$64.95	$38.79	$38.67
Total Return[b]	**80.50%**	**(9.31%)**	**69.49%**	**9.60%**	**14.63%**
Ratios/Supplemental Data					
Net assets, end of period (in thousands)	$99,811	$58,680	$70,853	$41,115	$49,994
Ratios to average net assets:					
Net investment income (loss)	0.30%	0.21%	(0.32%)	(0.62%)	(0.75%)
Total expenses[c]	1.91%	1.81%	1.80%	1.75%	1.68%
Net expenses[d]	1.84%	1.80%	1.80%	1.75%	1.68%
Portfolio turnover rate	346%	220%	97%	494%	294%

[a] Net investment income (loss) per share was computed using average shares outstanding throughout the period.
[b] Total return does not take into account any of the expenses associated with an investment in variable insurance products. If total return had taken into account these expenses, performance would have been lower. Shares of a series of Rydex Variable Trust are available only through the purchase of such products.
[c] Does not include expenses of the underlying funds in which the Fund invests.
[d] Net expense information reflects the expense ratios after expense waivers and reimbursements, as applicable.

Russell 2000® 2x Strategy Fund

This table is presented to show selected data for a share outstanding throughout each period and to assist shareholders in evaluating the Fund's performance for the periods presented.

	Year Ended December 31, 2019	Year Ended December 31, 2018	Year Ended December 31, 2017	Year Ended December 31, 2016	Year Ended December 31, 2015
Per Share Data					
Net asset value, beginning of period	$160.46	$234.65	$192.92	$139.69	$180.03
Income (loss) from investment operations:					
Net investment income (loss)[a]	1.27	0.70	(0.79)	(1.11)	(1.73)
Net gain (loss) on investments (realized and unrealized)	74.31	(54.40)	50.24	54.34	(17.40)
Total from investment operations	75.58	(53.70)	49.45	53.23	(19.13)
Less distributions from:					
Net investment income	(1.05)	—	—	—	—
Net realized gains	—	(20.49)	(7.72)	—	(21.21)
Total distributions	(1.05)	(20.49)	(7.72)	—	(21.21)
Net asset value, end of period	$234.99	$160.46	$234.65	$192.92	$139.69
Total Return[b]	**47.15%**	**(26.21%)**	**26.26%**	**38.11%**	**(13.15%)**
Ratios/Supplemental Data					
Net assets, end of period (in thousands)	$3,875	$1,690	$7,040	$5,747	$2,770
Ratios to average net assets:					
Net investment income (loss)	0.61%	0.28%	(0.38%)	(0.74%)	(1.00%)
Total expenses[c]	1.92%	1.82%	1.80%	1.77%	1.70%
Net expenses[d]	1.86%	1.82%	1.80%	1.77%	1.70%
Portfolio turnover rate	510%	625%	525%	1,125%	327%

[a] Net investment income (loss) per share was computed using average shares outstanding throughout the period.
[b] Total return does not take into account any of the expenses associated with an investment in variable insurance products. If total return had taken into account these expenses, performance would have been lower. Shares of a series of Rydex Variable Trust are available only through the purchase of such products.
[c] Does not include expenses of the underlying funds in which the Fund invests.
[d] Net expense information reflects the expense ratios after expense waivers and reimbursements, as applicable.

S&P 500® 2x Strategy Fund

This table is presented to show selected data for a share outstanding throughout each period and to assist shareholders in evaluating the Fund's performance for the periods presented.

	Year Ended December 31, 2019	Year Ended December 31, 2018	Year Ended December 31, 2017	Year Ended December 31, 2016	Year Ended December 31, 2015
Per Share Data					
Net asset value, beginning of period	$192.73	$244.38	$176.52	$165.22	$227.28
Income (loss) from investment operations:					
Net investment income (loss)[a]	1.59	1.48	0.13	(0.53)	(1.11)
Net gain (loss) on investments (realized and unrealized)	118.89	(35.10)	75.18	32.62	1.42
Total from investment operations	120.48	(33.62)	75.31	32.09	0.31
Less distributions from:					
Net investment income	—	(0.14)	—	—	—
Net realized gains	—	(17.89)	(7.45)	(20.79)	(62.37)
Total distributions	—	(18.03)	(7.45)	(20.79)	(62.37)
Net asset value, end of period	$313.21	$192.73	$244.38	$176.52	$165.22
Total Return[b]	**62.51%**	**(15.41%)**	**43.49%**	**20.40%**	**(1.66%)**
Ratios/Supplemental Data					
Net assets, end of period (in thousands)	$54,196	$31,177	$36,513	$24,895	$21,167
Ratios to average net assets:					
Net investment income (loss)	0.62%	0.60%	0.06%	(0.32%)	(0.55%)
Total expenses[c]	1.87%	1.77%	1.76%	1.71%	1.66%
Net expenses[d]	1.80%	1.77%	1.76%	1.71%	1.66%
Portfolio turnover rate	248%	424%	282%	578%	558%

[a] Net investment income (loss) per share was computed using average shares outstanding throughout the period.
[b] Total return does not take into account any of the expenses associated with an investment in variable insurance products. If total return had taken into account these expenses, performance would have been lower. Shares of a series of Rydex Variable Trust are available only through the purchase of such products.
[c] Does not include expenses of the underlying funds in which the Fund invests.
[d] Net expense information reflects the expense ratios after expense waivers and reimbursements, as applicable.

Inverse Dow 2x Strategy Fund

This table is presented to show selected data for a share outstanding throughout each period and to assist shareholders in evaluating the Fund's performance for the periods presented.

	Year Ended December 31, 2019	Year Ended December 31, 2018	Year Ended December 31, 2017	Year Ended December 31, 2016[e]	Year Ended December 31, 2015[e]
Per Share Data					
Net asset value, beginning of period	$40.99	$40.42	$66.22	$94.11	$102.38
Income (loss) from investment operations:					
Net investment income (loss)[a]	0.18	0.25	(0.32)	(0.25)	(1.50)
Net gain (loss) on investments (realized and unrealized)	(14.97)	0.32	(25.48)	(27.64)	(6.77)
Total from investment operations	(14.79)	0.57	(25.80)	(27.89)	(8.27)
Net asset value, end of period	$26.20	$40.99	$40.42	$66.22	$94.11
Total Return[b]	**(36.08%)**	**1.43%**	**(38.95%)**	**(29.65%)**	**(8.03%)**
Ratios/Supplemental Data					
Net assets, end of period (in thousands)	$3,275	$2,122	$3,699	$3,403	$5,057
Ratios to average net assets:					
Net investment income (loss)	0.56%	0.67%	(0.58%)	(0.84%)	(1.52%)
Total expenses[c]	1.92%	1.81%	1.81%	1.77%	1.72%
Net expenses[d]	1.86%	1.80%	1.81%	1.77%	1.72%
Portfolio turnover rate	427%	524%	915%	642%	270%

[a] Net investment income (loss) per share was computed using average shares outstanding throughout the period.
[b] Total return does not take into account any of the expenses associated with an investment in variable insurance products. If total return had taken into account these expenses, performance would have been lower. Shares of a series of Rydex Variable Trust are available only through the purchase of such products.
[c] Does not include expenses of the underlying funds in which the Fund invests.
[d] Net expense information reflects the expense ratios after expense waivers and reimbursements, as applicable.
[e] Reverse share split — Per share amounts for the periods presented through December 31, 2016 have been restated to reflect a 1:3 reverse share split effective December 1, 2016.

Inverse Mid-Cap Strategy Fund

This table is presented to show selected data for a share outstanding throughout each period and to assist shareholders in evaluating the Fund's performance for the periods presented.

	Year Ended December 31, 2019	Year Ended December 31, 2018	Year Ended December 31, 2017	Year Ended December 31, 2016[e]	Year Ended December 31, 2015[e]
Per Share Data					
Net asset value, beginning of period	$75.67	$68.22	$78.92	$97.61	$98.69
Income (loss) from investment operations:					
Net investment income (loss)[a]	0.51	0.35	(0.16)	(0.26)	(1.38)
Net gain (loss) on investments (realized and unrealized)	(15.87)	7.10[f]	(10.54)	(18.43)	0.30
Total from investment	(15.36)	7.45	(10.70)	(18.69)	(1.08)
Less distributions from:					
Net investment income	(0.26)	—	—	—	—
Total distributions	(0.26)	—	—	—	—
Net asset value, end of period	$60.05	$75.67	$68.22	$78.92	$97.61
Total Return[b]	**(20.31%)**	**10.90%**	**(13.55%)**	**(19.13%)**	**(1.12%)**
Ratios/Supplemental Data					
Net assets, end of period (in thousands)	$265	$645	$178	$380	$611
Ratios to average net assets:					
Net investment income (loss)	0.78%	0.51%	(0.22%)	(0.82%)	(1.46%)
Total expenses[c]	1.88%	1.77%	1.76%	1.71%	1.66%
Net expenses[d]	1.81%	1.77%	1.76%	1.71%	1.66%
Portfolio turnover rate	185%	404%	111%	565%	220%

[a] Net investment income (loss) per share was computed using average shares outstanding throughout the period.
[b] Total return does not take into account any of the expenses associated with an investment in variable insurance products. If total return had taken into account these expenses, performance would have been lower. Shares of a series of Rydex Variable Trust are available only through the purchase of such products.
[c] Does not include expenses of the underlying funds in which the Fund invests.
[d] Net expense information reflects the expense ratios after expense waivers and reimbursements, as applicable.
[e] Reverse share split — Per share amounts for periods presented through December 31, 2016 have been restated to reflect a 1:3 reverse share split effective December 1, 2016.
[f] The amount shown for a share outstanding throughout the period does not accord with the aggregate net losses on investments for the year because of the sales and repurchases of fund shares in relation to fluctuating market value of the investments in the Fund.

Inverse NASDAQ-100® Strategy Fund

This table is presented to show selected data for a share outstanding throughout each period and to assist shareholders in evaluating the Fund's performance for the periods presented.

	Year Ended December 31, 2019	Year Ended December 31, 2018	Year Ended December 31, 2017	Year Ended December 31, 2016[e]	Year Ended December 31, 2015[e]
Per Share Data					
Net asset value, beginning of period	$57.64	$59.28	$78.68	$86.94	$99.74
Income (loss) from investment operations:					
Net investment income (loss)[a]	0.34	0.32	(0.11)	(0.18)	(1.36)
Net gain (loss) on investments (realized and unrealized)	(16.47)	(1.96)[f]	(19.29)	(8.08)	(11.44)
Total from investment operations	(16.13)	(1.64)	(19.40)	(8.26)	(12.80)
Less distributions from:					
Net investment income	(0.30)	—	—	—	—
Total distributions	(0.30)	—	—	—	—
Net asset value, end of period	$41.21	$57.64	$59.28	$78.68	$86.94
Total Return[b]	**(28.01%)**	**(2.77%)**	**(24.66%)**	**(9.48%)**	**(12.87%)**
Ratios/Supplemental Data					
Net assets, end of period (in thousands)	$592	$7,815	$772	$2,652	$1,527
Ratios to average net assets:					
Net investment income (loss)	0.70%	0.58%	(0.17%)	(0.78%)	(1.47%)
Total expenses[c]	1.92%	1.83%	1.79%	1.74%	1.70%
Net expenses[d]	1.84%	1.83%	1.79%	1.74%	1.70%
Portfolio turnover rate	418%	136%	119%	382%	406%

[a] Net investment income (loss) per share was computed using average shares outstanding throughout the period.
[b] Total return does not take into account any of the expenses associated with an investment in variable insurance products. If total return had taken into account these expenses, performance would have been lower. Shares of a series of Rydex Variable Trust are available only through the purchase of such products.
[c] Does not include expenses of the underlying funds in which the Fund invests.
[d] Net expense information reflects the expense ratios after expense waivers and reimbursements, as applicable.
[e] Reverse share split — Per share amounts for the years presented through December 31, 2016 have been restated to reflect a 1:4 reverse share split effective December 1, 2016.
[f] The amount shown for a share outstanding throughout the period does not accord with the aggregate net gains on investments for the year because of the sales and repurchases of fund shares in relation to fluctuating market value of the investments of the Fund.

Inverse Russell 2000® Strategy Fund

This table is presented to show selected data for a share outstanding throughout each period and to assist shareholders in evaluating the Fund's performance for the periods presented.

	Year Ended December 31, 2019	Year Ended December 31, 2018	Year Ended December 31, 2017	Year Ended December 31, 2016[e]	Year Ended December 31, 2015[e]
Per Share Data					
Net asset value, beginning of period	$68.28	$61.44	$71.04	$89.12	$89.01
Income (loss) from investment operations:					
Net investment income (loss)[a]	0.46	0.31	(0.51)	(0.35)	(1.20)
Net gain (loss) on investments (realized and unrealized)	(14.50)	6.53	(9.09)	(17.73)	1.31
Total from investment operations	(14.04)	6.84	(9.60)	(18.08)	0.11
Less distributions from:					
Net investment income	(0.42)	—	—	—	—
Total distributions	(0.42)	—	—	—	—
Net asset value, end of period	$53.82	$68.28	$61.44	$71.04	$89.12
Total Return[b]	**(20.62%)**	**11.13%**	**(13.49%)**	**(20.28%)**	**0.10%**
Ratios/Supplemental Data					
Net assets, end of period (in thousands)	$612	$3,782	$923	$12,310	$6,949
Ratios to average net assets:					
Net investment income (loss)	0.76%	0.51%	(0.74%)	(1.14%)	(1.39%)
Total expenses[c]	1.93%	1.83%	1.80%	1.75%	1.71%
Net expenses[d]	1.85%	1.82%	1.80%	1.75%	1.71%
Portfolio turnover rate	164%	287%	445%	1,160%	452%

[a] Net investment income (loss) per share was computed using average shares outstanding throughout the period.
[b] Total return does not take into account any of the expenses associated with an investment in variable insurance products. If total return had taken into account these expenses, performance would have been lower. Shares of a series of Rydex Variable Trust are available only through the purchase of such products.
[c] Does not include expenses of the underlying funds in which the Fund invests.
[d] Net expense information reflects the expense ratios after expense waivers and reimbursements, as applicable.
[e] Reverse share split — Per share amounts for the periods presented through December 31, 2016 have been restated to reflect a 1:3 reverse share split effective December 1, 2016.

Inverse S&P 500® Strategy Fund

This table is presented to show selected data for a share outstanding throughout each period and to assist shareholders in evaluating the Fund's performance for the periods presented.

	Year Ended December 31, 2019	Year Ended December 31, 2018	Year Ended December 31, 2017	Year Ended December 31, 2016[e]	Year Ended December 31, 2015[e]
Per Share Data					
Net asset value, beginning of period	$72.35	$69.60	$84.21	$95.71	$100.13
Income (loss) from investment operations:					
Net investment income (loss)[a]	0.44	0.41	(0.11)	(0.11)	(1.32)
Net gain (loss) on investments (realized and unrealized)	(16.97)	2.34	(14.50)	(11.39)	(3.10)
Total from investment operations	(16.53)	2.75	(14.61)	(11.50)	(4.42)
Less distributions from:					
Net investment income	(0.53)	—	—	—	—
Total distributions	(0.53)	—	—	—	—
Net asset value, end of period	$55.29	$72.35	$69.60	$84.21	$95.71
Total Return[b]	**(22.91%)**	**3.95%**	**(17.35%)**	**(12.01%)**	**(4.43%)**
Ratios/Supplemental Data					
Net assets, end of period (in thousands)	$1,759	$4,413	$2,573	$4,584	$9,497
Ratios to average net assets:					
Net investment income (loss)	0.71%	0.61%	(0.15%)	(0.69%)	(1.38%)
Total expenses[c]	1.88%	1.77%	1.76%	1.71%	1.66%
Net expenses[d]	1.82%	1.76%	1.76%	1.71%	1.66%
Portfolio turnover rate	442%	540%	100%	311%	137%

[a] Net investment income (loss) per share was computed using average shares outstanding throughout the period.
[b] Total return does not take into account any of the expenses associated with an investment in variable insurance products. If total return had taken into account these expenses, performance would have been lower. Shares of a series of Rydex Variable Trust are available only through the purchase of such products.
[c] Does not include expenses of the underlying funds in which the Fund invests.
[d] Net expense information reflects the expense ratios after expense waivers and reimbursements, as applicable.
[e] Reverse share split — Per share amounts for the periods presented through December 31, 2016 have been restated to reflect a 1:6 reverse share split effective December 1, 2016.

Mid-Cap 1.5x Strategy Fund

This table is presented to show selected data for a share outstanding throughout each period and to assist shareholders in evaluating the Fund's performance for the periods presented.

	Year Ended December 31, 2019	Year Ended December 31, 2018	Year Ended December 31, 2017	Year Ended December 31, 2016	Year Ended December 31, 2015
Per Share Data					
Net asset value, beginning of period	$14.40	$23.37	$36.19	$31.14	$35.05
Income (loss) from investment operations:					
Net investment income (loss)[a]	0.11	0.13	0.02	(0.10)	(0.20)
Net gain (loss) on investments (realized and unrealized)	5.08	(3.20)	5.81	8.87	(1.45)
Total from investment operations	5.19	(3.07)	5.83	8.77	(1.65)
Less distributions from:					
Net investment income	(0.19)	(0.06)	—	—	—
Net realized gains	—	(5.84)	(18.65)	(3.72)	(2.26)
Total distributions	(0.19)	(5.90)	(18.65)	(3.72)	(2.26)
Net asset value, end of period	$19.40	$14.40	$23.37	$36.19	$31.14
Total Return[b]	**36.11%**	**(19.40%)**	**22.44%**	**29.64%**	**(5.50%)**
Ratios/Supplemental Data					
Net assets, end of period (in thousands)	$5,444	$5,408	$7,875	$19,948	$15,093
Ratios to average net assets:					
Net investment income (loss)	0.60%	0.67%	0.07%	(0.30%)	(0.58%)
Total expenses[c]	1.87%	1.78%	1.76%	1.72%	1.67%
Net expenses[d]	1.80%	1.78%	1.76%	1.72%	1.67%
Portfolio turnover rate	274%	368%	403%	368%	477%

[a] Net investment income (loss) per share was computed using average shares outstanding throughout the period.
[b] Total return does not take into account any of the expenses associated with an investment in variable insurance products. If total return had taken into account these expenses, performance would have been lower. Shares of a series of Rydex Variable Trust are available only through the purchase of such products.
[c] Does not include expenses of the underlying funds in which the Fund invests.
[d] Net expense information reflects the expense ratios after expense waivers and reimbursements, as applicable.

Nova Fund

This table is presented to show selected data for a share outstanding throughout each period and to assist shareholders in evaluating the Fund's performance for the periods presented.

	Year Ended December 31, 2019	Year Ended December 31, 2018	Year Ended December 31, 2017	Year Ended December 31, 2016[e]	Year Ended December 31, 2015[e]
Per Share Data					
Net asset value, beginning of period	$94.55	$113.00	$89.58	$77.42	$77.97
Income (loss) from investment operations:					
Net investment income (loss)[a]	0.90	0.83	0.22	0.06	(0.12)
Net gain (loss) on investments (realized and unrealized)	41.55	(11.15)	27.62	12.10	(0.43)
Total from investment operations	42.45	(10.32)	27.84	12.16	(0.55)
Less distributions from:					
Net investment income	(1.32)	(0.21)	(0.05)	—	—
Net realized gains	—	(7.92)	(4.37)	—	—
Total distributions	(1.32)	(8.13)	(4.42)	—	—
Net asset value, end of period	$135.68	$94.55	$113.00	$89.58	$77.42
Total Return[b]	**45.04%**	**(10.32%)**	**31.78%**	**15.72%**	**(0.72%)**
Ratios/Supplemental Data					
Net assets, end of period (in thousands)	$36,545	$32,309	$51,725	$38,768	$30,483
Ratios to average net assets:					
Net investment income (loss)	0.77%	0.73%	0.22%	0.04%	(0.15%)
Total expenses[c]	1.72%	1.62%	1.61%	1.56%	1.51%
Net expenses[d]	1.66%	1.61%	1.61%	1.56%	1.51%
Portfolio turnover rate	336%	604%	412%	636%	342%

[a] Net investment income (loss) per share was computed using average shares outstanding throughout the period.
[b] Total return does not take into account any of the expenses associated with an investment in variable insurance products. If total return had taken into account these expenses, performance would have been lower. Shares of a series of Rydex Variable Trust are available only through the purchase of such products.
[c] Does not include expenses of the underlying funds in which the Fund invests.
[d] Net expense information reflects the expense ratios after expense waivers and reimbursements, as applicable.
[e] Share split — Per share amounts for the periods presented through December 31, 2016 have been restated to reflect a 2:1 share split effective December 1, 2016.

NASDAQ-100® Fund

This table is presented to show selected data for a share outstanding throughout each period and to assist shareholders in evaluating the Fund's performance for the periods presented.

	Year Ended December 31, 2019	Year Ended December 31, 2018	Year Ended December 31, 2017	Year Ended December 31, 2016	Year Ended December 31, 2015
Per Share Data					
Net asset value, beginning of period	$36.56	$38.70	$31.89	$34.16	$33.70
Income (loss) from investment operations:					
Net investment income (loss)[a]	0.18	0.04	(0.11)	(0.11)	(0.16)
Net gain (loss) on investments (realized and unrealized)	13.20	(0.49)	9.73	1.92	2.90
Total from investment operations	13.38	(0.45)	9.62	1.81	2.74
Less distributions from:					
Net investment income	(0.05)	—	—	—	—
Net realized gains	(1.03)	(1.69)	(2.81)	(4.08)	(2.28)
Total distributions	(1.08)	(1.69)	(2.81)	(4.08)	(2.28)
Net asset value, end of period	$48.86	$36.56	$38.70	$31.89	$34.16
Total Return[b]	**36.86%**	**(1.81%)**	**31.12%**	**5.98%**	**8.24%**
Ratios/Supplemental Data					
Net assets, end of period (in thousands)	$86,623	$60,616	$76,862	$61,516	$98,543
Ratios to average net assets:					
Net investment income (loss)	0.41%	0.11%	(0.30%)	(0.34%)	(0.47%)
Total expenses[c]	1.76%	1.66%	1.64%	1.60%	1.54%
Net expenses[d]	1.70%	1.66%	1.64%	1.60%	1.54%
Portfolio turnover rate	61%	80%	101%	284%	241%

[a] Net investment income (loss) per share was computed using average shares outstanding throughout the period.
[b] Total return does not take into account any of the expenses associated with an investment in variable insurance products. If total return had taken into account these expenses, performance would have been lower. Shares of a series of Rydex Variable Trust are available only through the purchase of such products.
[c] Does not include expenses of the underlying funds in which the Fund invests.
[d] Net expense information reflects the expense ratios after expense waivers and reimbursements, as applicable.

Russell 2000® 1.5x Strategy Fund

This table is presented to show selected data for a share outstanding throughout each period and to assist shareholders in evaluating the Fund's performance for the periods presented.

	Year Ended December 31, 2019	Year Ended December 31, 2018	Year Ended December 31, 2017	Year Ended December 31, 2016	Year Ended December 31, 2015
Per Share Data					
Net asset value, beginning of period	$57.58	$74.58	$64.03	$49.10	$53.99
Income (loss) from investment operations:					
Net investment income (loss)[a]	0.41	0.34	(0.14)	(0.38)	(0.46)
Net gain (loss) on investments (realized and unrealized)	19.95	(13.90)	12.71	15.31	(4.43)
Total from investment operations	20.36	(13.56)	12.57	14.93	(4.89)
Less distributions from:					
Net realized gains	—	(3.44)	(2.02)	—	—
Total distributions	—	(3.44)	(2.02)	—	—
Net asset value, end of period	$77.94	$57.58	$74.58	$64.03	$49.10
Total Return[b]	**35.36%**	**(19.57%)**	**20.01%**	**30.41%**	**(9.08%)**
Ratios/Supplemental Data					
Net assets, end of period (in thousands)	$5,345	$6,473	$9,070	$9,759	$6,342
Ratios to average net assets:					
Net investment income (loss)	0.58%	0.45%	(0.21%)	(0.74%)	(0.84%)
Total expenses[c]	1.92%	1.82%	1.80%	1.77%	1.70%
Net expenses[d]	1.85%	1.81%	1.80%	1.77%	1.70%
Portfolio turnover rate	127%	268%	234%	1,198%	406%

[a] Net investment income (loss) per share was computed using average shares outstanding throughout the period.
[b] Total return does not take into account any of the expenses associated with an investment in variable insurance products. If total return had taken into account these expenses, performance would have been lower. Shares of a series of Rydex Variable Trust are available only through the purchase of such products.
[c] Does not include expenses of the underlying funds in which the Fund invests.
[d] Net expense information reflects the expense ratios after expense waivers and reimbursements, as applicable.

S&P 500® Pure Growth Fund

This table is presented to show selected data for a share outstanding throughout each period and to assist shareholders in evaluating the Fund's performance for the periods presented.

	Year Ended December 31, 2019	Year Ended December 31, 2018	Year Ended December 31, 2017	Year Ended December 31, 2016	Year Ended December 31, 2015
Per Share Data					
Net asset value, beginning of period	$43.97	$50.27	$42.31	$43.72	$47.51
Income (loss) from investment operations:					
Net investment (loss)[a]	(0.22)	(0.44)	(0.38)	(0.23)	(0.25)
Net gain (loss) on investments (realized and unrealized)	11.87	(1.68)	10.51	1.38	0.91
Total from investment operations	11.65	(2.12)	10.13	1.15	0.66
Less distributions from:					
Net realized gains	(1.13)	(4.18)	(2.17)	(2.56)	(4.45)
Total distributions	(1.13)	(4.18)	(2.17)	(2.56)	(4.45)
Net asset value, end of period	$54.49	$43.97	$50.27	$42.31	$43.72
Total Return[b]	**26.60%**	**(5.63%)**	**24.39%**	**2.58%**	**1.08%**
Ratios/Supplemental Data					
Net assets, end of period (in thousands)	$42,057	$41,825	$55,023	$43,908	$77,644
Ratios to average net assets:					
Net investment loss (loss)	(0.42%)	(0.85%)	(0.80%)	(0.54%)	(0.54%)
Total expenses	1.72%	1.62%	1.67%	1.56%	1.51%
Portfolio turnover rate	190%	203%	303%	265%	174%

[a] Net investment income (loss) per share was computed using average shares outstanding throughout the period.

[b] Total return does not take into account any of the expenses associated with an investment in variable insurance products. If total return had taken into account these expenses, performance would have been lower. Shares of a series of Rydex Variable Trust are available only through the purchase of such products.

S&P 500® Pure Value Fund

This table is presented to show selected data for a share outstanding throughout each period and to assist shareholders in evaluating the Fund's performance for the periods presented.

	Year Ended December 31, 2019	Year Ended December 31, 2018	Year Ended December 31, 2017	Year Ended December 31, 2016[c]	Year Ended December 31, 2015[c]
Per Share Data					
Net asset value, beginning of period	$48.02	$61.83	$56.45	$50.08	$71.22
Income (loss) from investment operations:					
Net investment income (loss)[a]	0.59	0.53	0.35	0.83	0.63
Net gain (loss) on investments (realized and unrealized)	10.53	(7.82)	8.28	9.87	(5.87)
Total from investment operations	11.12	(7.29)	8.63	10.70	(5.24)
Less distributions from:					
Net investment income	(0.45)	(0.53)	(0.46)	(1.23)	(0.82)
Net realized gains	(0.68)	(5.99)	(2.79)	(3.10)	(15.08)
Total distributions	(1.13)	(6.52)	(3.25)	(4.33)	(15.90)
Net asset value, end of period	$58.01	$48.02	$61.83	$56.45	$50.08
Total Return[b]	**23.27%**	**(13.32%)**	**15.86%**	**17.40%**	**(9.38%)**
Ratios/Supplemental Data					
Net assets, end of period (in thousands)	$32,731	$33,111	$44,496	$44,849	$32,326
Ratios to average net assets:					
Net investment income (loss)	1.10%	0.91%	0.61%	0.88%	1.02%
Total expenses	1.72%	1.63%	1.61%	1.56%	1.51%
Portfolio turnover rate	144%	197%	127%	207%	162%

[a] Net investment income (loss) per share was computed using average shares outstanding throughout the period.
[b] Total return does not take into account any of the expenses associated with an investment in variable insurance products. If total return had taken into account these expenses, performance would have been lower. Shares of a series of Rydex Variable Trust are available only through the purchase of such products.
[c] Share split — Per share amounts for the periods presented through December 31, 2016 have been restated to reflect a 2:1 share split effective December 1, 2016.

S&P MidCap 400® Pure Growth Fund

This table is presented to show selected data for a share outstanding throughout each period and to assist shareholders in evaluating the Fund's performance for the periods presented.

	Year Ended December 31, 2019	Year Ended December 31, 2018	Year Ended December 31, 2017	Year Ended December 31, 2016	Year Ended December 31, 2015
Per Share Data					
Net asset value, beginning of period	$31.34	$39.31	$33.11	$32.23	$34.05
Income (loss) from investment operations:					
Net investment income (loss)[a]	(0.27)	(0.28)	(0.25)	(0.22)	(0.22)
Net gain (loss) on investments (realized and unrealized)	5.10	(4.97)	6.45	1.10	0.88
Total from investment operations	4.83	(5.25)	6.20	0.88	0.66
Less distributions from:					
Net realized gains	—	(2.72)	—	—	(2.48)
Total distributions	—	(2.72)	—	—	(2.48)
Net asset value, end of period	$36.17	$31.34	$39.31	$33.11	$32.23
Total Return[b]	**15.41%**	**(14.83%)**	**18.73%**	**2.70%**	**1.32%**
Ratios/Supplemental Data					
Net assets, end of period (in thousands)	$12,738	$14,210	$20,394	$19,061	$34,144
Ratios to average net assets:					
Net investment income (loss)	(0.77%)	(0.72%)	(0.70%)	(0.71%)	(0.64%)
Total expenses	1.73%	1.62%	1.61%	1.56%	1.50%
Portfolio turnover rate	176%	183%	233%	296%	269%

[a] Net investment income (loss) per share was computed using average shares outstanding throughout the period.

[b] Total return does not take into account any of the expenses associated with an investment in variable insurance products. If total return had taken into account these expenses, performance would have been lower. Shares of a series of Rydex Variable Trust are available only through the purchase of such products.

S&P MidCap 400® Pure Value Fund

This table is presented to show selected data for a share outstanding throughout each period and to assist shareholders in evaluating the Fund's performance for the periods presented.

	Year Ended December 31, 2019	Year Ended December 31, 2018	Year Ended December 31, 2017	Year Ended December 31, 2016[c]	Year Ended December 31, 2015[c]
Per Share Data					
Net asset value, beginning of period	$34.42	$49.79	$54.35	$42.30	$53.78
Income (loss) from investment operations:					
Net investment income (loss)[a]	0.14	(0.01)	(0.05)	(0.06)	0.26
Net gain (loss) on investments (realized and unrealized)	7.59	(7.95)	6.13	12.41	(5.93)
Total from investment operations	7.73	(7.96)	6.08	12.35	(5.67)
Less distributions from:					
Net investment income	—	—	—	(0.30)	(0.08)
Net realized gains	—	(7.41)	(10.64)	—	(5.73)
Total distributions	—	(7.41)	(10.64)	(0.30)	(5.81)
Net asset value, end of period	$42.15	$34.42	$49.79	$54.35	$42.30
Total Return[b]	**22.46%**	**(18.98%)**	**13.15%**	**28.89%**	**(11.86%)**
Ratios/Supplemental Data					
Net assets, end of period (in thousands)	$9,418	$8,985	$17,415	$30,207	$12,007
Ratios to average net assets:					
Net investment income (loss)	0.35%	(0.03%)	(0.10%)	(0.07%)	0.52%
Total expenses	1.73%	1.62%	1.61%	1.56%	1.50%
Portfolio turnover rate	188%	145%	144%	282%	280%

[a] Net investment income (loss) per share was computed using average shares outstanding throughout the period.

[b] Total return does not take into account any of the expenses associated with an investment in variable insurance products. If total return had taken into account these expenses, performance would have been lower. Shares of a series of Rydex Variable Trust are available only through the purchase of such products.

[c] Share split — Per share amounts for the years presented through December 31, 2016 have been restated to reflect a 2:1 share split effective December 1, 2016.

S&P SmallCap 600® Pure Growth Fund

This table is presented to show selected data for a share outstanding throughout each period and to assist shareholders in evaluating the Fund's performance for the periods presented.

	Year Ended December 31, 2019	Year Ended December 31, 2018	Year Ended December 31, 2017	Year Ended December 31, 2016	Year Ended December 31, 2015
Per Share Data					
Net asset value, beginning of period	$49.07	$54.95	$49.86	$42.01	$45.67
Income (loss) from investment operations:					
Net investment income (loss)[a]	(0.36)	(0.60)	(0.47)	(0.14)	(0.30)
Net gain (loss) on investments (realized and unrealized)	6.53	(4.12)	8.25	7.99	0.62
Total from investment operations	6.17	(4.72)	7.78	7.85	0.32
Less distributions from:					
Net realized gains	—	(1.16)	(2.69)	—	(3.98)
Total distributions	—	(1.16)	(2.69)	—	(3.98)
Net asset value, end of period	$55.24	$49.07	$54.95	$49.86	$42.01
Total Return[b]	**12.57%**	**(9.03%)**	**16.08%**	**18.69%**	**(0.37%)**
Ratios/Supplemental Data					
Net assets, end of period (in thousands)	$12,323	$17,006	$20,438	$20,844	$22,156
Ratios to average net assets:					
Net investment income (loss)	(0.69%)	(1.01%)	(0.90%)	(0.32%)	(0.64%)
Total expenses	1.73%	1.63%	1.61%	1.56%	1.50%
Portfolio turnover rate	190%	313%	280%	475%	282%

[a] Net investment income (loss) per share was computed using average shares outstanding throughout the period.

[b] Total return does not take into account any of the expenses associated with an investment in variable insurance products. If total return had taken into account these expenses, performance would have been lower. Shares of a series of Rydex Variable Trust are available only through the purchase of such products.

S&P SmallCap 600® Pure Value Fund

This table is presented to show selected data for a share outstanding throughout each period and to assist shareholders in evaluating the Fund's performance for the periods presented.

	Year Ended December 31, 2019	Year Ended December 31, 2018	Year Ended December 31, 2017	Year Ended December 31, 2016[c]	Year Ended December 31, 2015[c]
Per Share Data					
Net asset value, beginning of period	$52.81	$66.48	$69.13	$52.48	$65.72
Income (loss) from investment operations:					
Net investment income (loss)[a]	(0.17)	0.08	(0.23)	(0.45)	(0.06)
Net gain (loss) on investments (realized and unrealized)	11.06	(13.75)	(0.20)	17.10	(8.15)
Total from investment operations	10.89	(13.67)	(0.43)	16.65	(8.21)
Less distributions from:					
Net investment income	(0.19)	—	—	—	—
Net realized gains	—	—	(2.22)	—	(5.03)
Total distributions	(0.19)	—	(2.22)	—	(5.03)
Net asset value, end of period	$63.51	$52.81	$66.48	$69.13	$52.48
Total Return[b]	**20.68%**	**(20.58%)**	**(0.28%)**	**31.74%**	**(13.54%)**
Ratios/Supplemental Data					
Net assets, end of period (in thousands)	$9,077	$8,414	$17,748	$28,408	$11,747
Ratios to average net assets:					
Net investment income (loss)	(0.28%)	0.12%	(0.35%)	(0.44%)	(0.09%)
Total expenses	1.73%	1.62%	1.61%	1.56%	1.50%
Portfolio turnover rate	248%	194%	204%	303%	245%

[a] Net investment income (loss) per share was computed using average shares outstanding throughout the period.

[b] Total return does not take into account any of the expenses associated with an investment in variable insurance products. If total return had taken into account these expenses, performance would have been lower. Shares of a series of Rydex Variable Trust are available only through the purchase of such products.

[c] Share split — Per share amounts for the years presented through December 31, 2016 have been restated to reflect a 2:1 share split effective December 1, 2016.

Banking Fund

This table is presented to show selected data for a share outstanding throughout each period and to assist shareholders in evaluating the Fund's performance for the periods presented.

	Year Ended December 31, 2019	Year Ended December 31, 2018	Year Ended December 31, 2017	Year Ended December 31, 2016[c]	Year Ended December 31, 2015[c]
Per Share Data					
Net asset value, beginning of period	$76.46	$95.19	$84.90	$67.87	$71.43
Income (loss) from investment operations:					
Net investment income (loss)[a]	0.94	0.56	0.28	0.10	0.42
Net gain (loss) on investments (realized and unrealized)	20.67	(18.70)	10.28	17.11	(3.86)
Total from investment operations	21.61	(18.14)	10.56	17.21	(3.44)
Less distributions from:					
Net investment income	(0.87)	(0.56)	(0.27)	(0.18)	(0.12)
Net realized gains	—	(0.03)	—	—	—
Total distributions	(0.87)	(0.59)	(0.27)	(0.18)	(0.12)
Net asset value, end of period	$97.20	$76.46	$95.19	$84.90	$67.87
Total Return[b]	**28.39%**	**(19.19%)**	**12.48%**	**27.25%**	**(4.86%)**
Ratios/Supplemental Data					
Net assets, end of period (in thousands)	$5,838	$5,548	$9,692	$16,076	$5,611
Ratios to average net assets:					
Net investment income (loss)	1.07%	0.59%	0.33%	0.69%	0.62%
Total expenses	1.82%	1.71%	1.70%	1.67%	1.59%
Portfolio turnover rate	246%	320%	273%	417%	388%

[a] Net investment income (loss) per share was computed using average shares outstanding throughout the period.

[b] Total return does not take into account any of the expenses associated with an investment in variable insurance products. If total return had taken into account these expenses, performance would have been lower. Shares of a series of Rydex Variable Trust are available only through the purchase of such products.

[c] Reverse share split — Per share amounts for the periods presented through December 31, 2016 have been restated to reflect a 1:6 reverse share split effective December 1, 2016.

Basic Materials Fund

This table is presented to show selected data for a share outstanding throughout each period and to assist shareholders in evaluating the Fund's performance for the periods presented.

	Year Ended December 31, 2019	Year Ended December 31, 2018	Year Ended December 31, 2017	Year Ended December 31, 2016[c]	Year Ended December 31, 2015[c]
Per Share Data					
Net asset value, beginning of period	$65.42	$81.27	$67.61	$52.52	$63.47
Income (loss) from investment operations:					
Net investment income (loss)[a]	0.35	0.05	(0.07)	0.02	0.18
Net gain (loss) on investments (realized and unrealized)	13.55	(13.91)	14.47	15.43	(11.13)
Total from investment operations	13.90	(13.86)	14.40	15.45	(10.95)
Less distributions from:					
Net investment income	—	(0.42)	(0.50)	—	—
Net realized gains	(3.33)	(1.57)	(0.24)	(0.36)	—
Total distributions	(3.33)	(1.99)	(0.74)	(0.36)	—
Net asset value, end of period	$75.99	$65.42	$81.27	$67.61	$52.52
Total Return[b]	**21.43%**	**(17.44%)**	**21.43%**	**30.86%**	**(17.30%)**
Ratios/Supplemental Data					
Net assets, end of period (in thousands)	$6,550	$6,168	$17,067	$15,229	$5,084
Ratios to average net assets:					
Net investment income (loss)	0.49%	0.06%	(0.10%)	0.08%	0.27%
Total expenses	1.82%	1.73%	1.70%	1.66%	1.59%
Portfolio turnover rate	88%	83%	181%	266%	228%

[a] Net investment income (loss) per share was computed using average shares outstanding throughout the period.
[b] Total return does not take into account any of the expenses associated with an investment in variable insurance products. If total return had taken into account these expenses, performance would have been lower. Shares of a series of Rydex Variable Trust are available only through the purchase of such products.
[c] Reverse share split — Per share amounts for the periods presented through December 31, 2016 have been restated to reflect a 1:3 reverse share split effective December 1, 2016.

Biotechnology Fund

This table is presented to show selected data for a share outstanding throughout each period and to assist shareholders in evaluating the Fund's performance for the periods presented.

	Year Ended December 31, 2019	Year Ended December 31, 2018	Year Ended December 31, 2017	Year Ended December 31, 2016	Year Ended December 31, 2015
Per Share Data					
Net asset value, beginning of period	$78.16	$86.53	$66.86	$83.22	$76.71
Income (loss) from investment operations:					
Net investment income (loss)[a]	(0.83)	(0.96)	(0.79)	(0.80)	(1.02)
Net gain (loss) on investments (realized and unrealized)	19.81	(7.17)	20.46	(15.56)	7.53
Total from investment operations	18.98	(8.13)	19.67	(16.36)	6.51
Less distributions from:					
Net realized gains	(2.30)	(0.24)	—	—	—
Total distributions	(2.30)	(0.24)	—	—	—
Net asset value, end of period	$94.84	$78.16	$86.53	$66.86	$83.22
Total Return[b]	**24.67%**	**(9.44%)**	**29.44%**	**(19.66%)**	**8.47%**
Ratios/Supplemental Data					
Net assets, end of period (in thousands)	$21,687	$21,000	$29,272	$22,231	$42,005
Ratios to average net assets:					
Net investment income (loss)	(0.95%)	(1.08%)	(0.99%)	(1.16%)	(1.17%)
Total expenses	1.82%	1.72%	1.70%	1.66%	1.60%
Portfolio turnover rate	105%	109%	137%	127%	161%

[a] Net investment income (loss) per share was computed using average shares outstanding throughout the period.

[b] Total return does not take into account any of the expenses associated with an investment in variable insurance products. If total return had taken into account these expenses, performance would have been lower. Shares of a series of Rydex Variable Trust are available only through the purchase of such products.

Consumer Products Fund

This table is presented to show selected data for a share outstanding throughout each period and to assist shareholders in evaluating the Fund's performance for the periods presented.

	Year Ended December 31, 2019	Year Ended December 31, 2018	Year Ended December 31, 2017	Year Ended December 31, 2016	Year Ended December 31, 2015
Per Share Data					
Net asset value, beginning of period	$55.78	$66.30	$61.79	$61.56	$60.19
Income (loss) from investment operations:					
Net investment income (loss)[a]	0.56	0.70	0.17	0.44	0.58
Net gain (loss) on investments (realized and unrealized)	11.84	(8.51)	6.79	3.10	3.14
Total from investment operations	12.40	(7.81)	6.96	3.54	3.72
Less distributions from:					
Net investment income	(0.60)	(0.45)	(0.64)	(0.42)	(0.34)
Net realized gains	(0.15)	(2.26)	(1.81)	(2.89)	(2.01)
Total distributions	(0.75)	(2.71)	(2.45)	(3.31)	(2.35)
Net asset value, end of period	$67.43	$55.78	$66.30	$61.79	$61.56
Total Return[b]	**22.33%**	**(12.12%)**	**11.53%**	**5.42%**	**6.22%**
Ratios/Supplemental Data					
Net assets, end of period (in thousands)	$18,606	$13,121	$16,024	$18,410	$32,481
Ratios to average net assets:					
Net investment income (loss)	0.88%	1.14%	0.27%	0.68%	0.95%
Total expenses	1.82%	1.72%	1.70%	1.65%	1.61%
Portfolio turnover rate	177%	176%	133%	161%	225%

[a] Net investment income (loss) per share was computed using average shares outstanding throughout the period.

[b] Total return does not take into account any of the expenses associated with an investment in variable insurance products. If total return had taken into account these expenses, performance would have been lower. Shares of a series of Rydex Variable Trust are available only through the purchase of such products.

Electronics Fund

This table is presented to show selected data for a share outstanding throughout each period and to assist shareholders in evaluating the Fund's performance for the periods presented.

	Year Ended December 31, 2019	Year Ended December 31, 2018	Year Ended December 31, 2017	Year Ended December 31, 2016	Year Ended December 31, 2015
Per Share Data					
Net asset value, beginning of period	$67.30	$79.89	$60.95	$49.03	$48.01
Income (loss) from investment operations:					
Net investment income (loss)[a]	(0.20)	(0.07)	(0.34)	(0.07)	(0.15)
Net gain (loss) on investments (realized and unrealized)	39.89	(9.54)	19.28	11.99	1.17
Total from investment operations	39.69	(9.61)	18.94	11.92	1.02
Less distributions from:					
Net realized gains	(1.15)	(2.98)	—	—	—
Total distributions	(1.15)	(2.98)	—	—	—
Net asset value, end of period	$105.84	$67.30	$79.89	$60.95	$49.03
Total Return[b]	**59.28%**	**(12.71%)**	**31.06%**	**24.34%**	**2.10%**
Ratios/Supplemental Data					
Net assets, end of period (in thousands)	$11,293	$4,860	$11,236	$8,709	$5,374
Ratios to average net assets:					
Net investment income (loss)	(0.23%)	(0.09%)	(0.48%)	(0.14%)	(0.31%)
Total expenses	1.82%	1.71%	1.70%	1.66%	1.59%
Portfolio turnover rate	208%	248%	327%	362%	351%

[a] Net investment income (loss) per share was computed using average shares outstanding throughout the period.

[b] Total return does not take into account any of the expenses associated with an investment in variable insurance products. If total return had taken into account these expenses, performance would have been lower. Shares of a series of Rydex Variable Trust are available only through the purchase of such products.

Energy Fund

This table is presented to show selected data for a share outstanding throughout each period and to assist shareholders in evaluating the Fund's performance for the periods presented.

	Year Ended December 31, 2019	Year Ended December 31, 2018	Year Ended December 31, 2017	Year Ended December 31, 2016[c]	Year Ended December 31, 2015[c]
Per Share Data					
Net asset value, beginning of period	$55.32	$74.58	$80.09	$61.43	$90.41
Income (loss) from investment operations:					
Net investment income (loss)[a]	0.57	0.04	0.53	0.08	0.76
Net gain (loss) on investments (realized and unrealized)	3.21	(18.95)	(5.61)	18.72	(27.58)
Total from investment operations	3.78	(18.91)	(5.08)	18.80	(26.82)
Less distributions from:					
Net investment income	(0.13)	(0.35)	(0.43)	(0.14)	(0.36)
Net realized gains	—	—	—	—	(1.80)
Total distributions	(0.13)	(0.35)	(0.43)	(0.14)	(2.16)
Net asset value, end of period	$58.97	$55.32	$74.58	$80.09	$61.43
Total Return[b]	**6.81%**	**(25.49%)**	**(6.26%)**	**31.37%**	**(30.22%)**
Ratios/Supplemental Data					
Net assets, end of period (in thousands)	$9,766	$9,672	$17,318	$28,117	$19,682
Ratios to average net assets:					
Net investment income (loss)	0.97%	0.06%	0.75%	0.42%	0.91%
Total expenses	1.83%	1.72%	1.70%	1.66%	1.60%
Portfolio turnover rate	114%	490%	573%	293%	121%

[a] Net investment income (loss) per share was computed using average shares outstanding throughout the period.
[b] Total return does not take into account any of the expenses associated with an investment in variable insurance products. If total return had taken into account these expenses, performance would have been lower. Shares of a series of Rydex Variable Trust are available only through the purchase of such products.
[c] Reverse share split — Per share amounts for the years presented through December 31, 2016 have been restated to reflect a 1:4 reverse share split effective December 1, 2016.

Energy Services Fund

This table is presented to show selected data for a share outstanding throughout each period and to assist shareholders in evaluating the Fund's performance for the periods presented.

	Year Ended December 31, 2019	Year Ended December 31, 2018	Year Ended December 31, 2017	Year Ended December 31, 2016[c]	Year Ended December 31, 2015[c]
Per Share Data					
Net asset value, beginning of period	$30.31	$57.60	$70.80	$58.00	$85.24
Income (loss) from investment operations:					
Net investment income (loss)[a]	0.15	(0.07)	1.11	(0.03)	0.66
Net gain (loss) on investments (realized and unrealized)	(0.17)	(25.46)	(14.31)	12.92	(27.60)
Total from investment operations	(0.02)	(25.53)	(13.20)	12.89	(26.94)
Less distributions from:					
Net investment income	—	(1.76)	—	(0.09)	(0.30)
Total distributions	—	(1.76)	—	(0.09)	(0.30)
Net asset value, end of period	$30.29	$30.31	$57.60	$70.80	$58.00
Total Return[b]	**(0.07%)**	**(45.65%)**	**(18.64%)**	**23.15%**	**(31.70%)**
Ratios/Supplemental Data					
Net assets, end of period (in thousands)	$3,245	$3,492	$9,047	$13,770	$11,475
Ratios to average net assets:					
Net investment income (loss)	0.45%	(0.13%)	1.92%	(0.26%)	0.85%
Total expenses	1.83%	1.71%	1.70%	1.66%	1.60%
Portfolio turnover rate	423%	331%	338%	291%	175%

[a] Net investment income (loss) per share was computed using average shares outstanding throughout the period.
[b] Total return does not take into account any of the expenses associated with an investment in variable insurance products. If total return had taken into account these expenses, performance would have been lower. Shares of a series of Rydex Variable Trust are available only through the purchase of such products.
[c] Reverse share split — Per share amounts for the years presented through December 31, 2016 have been restated to reflect a 1:6 reverse share split effective December 1, 2016.

Financial Services Fund

This table is presented to show selected data for a share outstanding throughout each period and to assist shareholders in evaluating the Fund's performance for the periods presented.

	Year Ended December 31, 2019	Year Ended December 31, 2018	Year Ended December 31, 2017	Year Ended December 31, 2016[d]	Year Ended December 31, 2015[d]
Per Share Data					
Net asset value, beginning of period	$73.46	$84.47	$73.42	$64.46	$67.34
Income (loss) from investment operations:					
Net investment income (loss)[a]	0.70	0.45	0.77	—[b]	0.72
Net gain (loss) on investments (realized and unrealized)	19.67	(10.74)	10.63	9.32	(3.36)
Total from investment operations	20.37	(10.29)	11.40	9.32	(2.64)
Less distributions from:					
Net investment income	(0.71)	(0.72)	(0.35)	(0.36)	(0.24)
Net realized gains	(3.33)	—	—	—	—
Total distributions	(4.04)	(0.72)	(0.35)	(0.36)	(0.24)
Net asset value, end of period	$89.79	$73.46	$84.47	$73.42	$64.46
Total Return[c]	**28.08%**	**(12.28%)**	**15.57%**	**15.83%**	**(3.99%)**
Ratios/Supplemental Data					
Net assets, end of period (in thousands)	$11,327	$7,098	$16,357	$16,230	$13,963
Ratios to average net assets:					
Net investment income (loss)	0.83%	0.54%	1.00%	—[e]	1.09%
Total expenses	1.82%	1.72%	1.70%	1.66%	1.60%
Portfolio turnover rate	218%	403%	364%	329%	213%

[a] Net investment income (loss) per share was computed using average shares outstanding throughout the period.
[b] Net investment income is less than $0.01 per share.
[c] Total return does not take into account any of the expenses associated with an investment in variable insurance products. If total return had taken into account these expenses, performance would have been lower. Shares of a series of Rydex Variable Trust are available only through the purchase of such products.
[d] Reverse share split — Per share amounts for the years presented through December 31, 2016 have been restated to reflect a 1:3 reverse share split effective December 1, 2016.
[e] Less than 0.01%.

Health Care Fund

This table is presented to show selected data for a share outstanding throughout each period and to assist shareholders in evaluating the Fund's performance for the periods presented.

	Year Ended December 31, 2019	Year Ended December 31, 2018	Year Ended December 31, 2017	Year Ended December 31, 2016	Year Ended December 31, 2015
Per Share Data					
Net asset value, beginning of period	$62.38	$62.43	$52.62	$60.47	$58.82
Income (loss) from investment operations:					
Net investment income (loss)[a]	(0.40)	(0.48)	(0.44)	(0.37)	(0.30)
Net gain on investments (realized and unrealized)	14.35	1.33[c]	12.39	(5.36)	3.11
Total from investment operations	13.95	0.85	11.95	(5.73)	2.81
Less distributions from:					
Net realized gains	(1.45)	(0.90)	(2.14)	(2.12)	(1.16)
Total distributions	(1.45)	(0.90)	(2.14)	(2.12)	(1.16)
Net asset value, end of period	$74.88	$62.38	$62.43	$52.62	$60.47
Total Return[b]	**22.57%**	**1.25%**	**22.86%**	**(9.70%)**	**4.53%**
Ratios/Supplemental Data					
Net assets, end of period (in thousands)	$19,042	$20,437	$22,657	$18,778	$36,849
Ratios to average net assets:					
Net investment income (loss)	(0.58%)	(0.72%)	(0.73%)	(0.67%)	(0.47%)
Total expenses	1.82%	1.72%	1.70%	1.66%	1.59%
Portfolio turnover rate	150%	194%	156%	146%	154%

[a] Net investment income (loss) per share was computed using average shares outstanding throughout the period.

[b] Total return does not take into account any of the expenses associated with an investment in variable insurance products. If total return had taken into account these expenses, performance would have been lower. Shares of a series of Rydex Variable Trust are available only through the purchase of such products.

[c] The amount shown for a share outstanding throughout the period does not accord with the aggregate net losses on investments for the year because of the sales and purchases of fund shares in relation to fluctuating market value of the investments of the Fund.

Internet Fund

This table is presented to show selected data for a share outstanding throughout each period and to assist shareholders in evaluating the Fund's performance for the periods presented.

	Year Ended December 31, 2019	Year Ended December 31, 2018	Year Ended December 31, 2017	Year Ended December 31, 2016[c]	Year Ended December 31, 2015[c]
Per Share Data					
Net asset value, beginning of period	$82.90	$86.84	$65.13	$70.60	$79.11
Income (loss) from investment operations:					
Net investment income (loss)[a]	(1.41)	(1.25)	(0.79)	(0.14)	(0.76)
Net gain (loss) on investments (realized and unrealized)	22.53	(1.23)	22.88	(3.30)	7.29
Total from investment operations	21.12	(2.48)	22.09	(3.44)	6.53
Less distributions from:					
Net realized gains	—	(1.46)	(0.38)	(2.03)	(15.04)
Total distributions	—	(1.46)	(0.38)	(2.03)	(15.04)
Net asset value, end of period	$104.02	$82.90	$86.84	$65.13	$70.60
Total Return[b]	**25.48%**	**(3.20%)**	**33.96%**	**4.44%**	**8.36%**
Ratios/Supplemental Data					
Net assets, end of period (in thousands)	$8,347	$8,099	$8,943	$8,485	$13,036
Ratios to average net assets:					
Net investment income (loss)	(1.42%)	(1.29%)	(1.01%)	(0.78%)	(1.03%)
Total expenses	1.82%	1.72%	1.71%	1.66%	1.61%
Portfolio turnover rate	319%	485%	365%	384%	363%

[a] Net investment income (loss) per share was computed using average shares outstanding throughout the period.

[b] Total return does not take into account any of the expenses associated with an investment in variable insurance products. If total return had taken into account these expenses, performance would have been lower. Shares of a series of Rydex Variable Trust are available only through the purchase of such products.

[c] Reverse share split — Per share amounts for the years presented through December 31, 2016 have been restated to reflect a 1:4 reverse share split effective December 1, 2016.

Leisure Fund

This table is presented to show selected data for a share outstanding throughout each period and to assist shareholders in evaluating the Fund's performance for the periods presented.

	Year Ended December 31, 2019	Year Ended December 31, 2018	Year Ended December 31, 2017	Year Ended December 31, 2016	Year Ended December 31, 2015
Per Share Data					
Net asset value, beginning of period	$83.01	$98.33	$82.21	$76.44	$87.81
Income (loss) from investment operations:					
Net investment income (loss)[a]	(0.09)	0.23	0.24	0.18	0.28
Net gain (loss) on investments (realized and unrealized)	24.33	(13.07)	16.28	7.07	0.87
Total from investment operations	24.24	(12.84)	16.52	7.25	1.15
Less distributions from:					
Net investment income	(0.24)	(0.26)	(0.22)	(0.37)	(0.07)
Net realized gains	(0.98)	(2.22)	(0.18)	(1.11)	(12.45)
Total distributions	(1.22)	(2.48)	(0.40)	(1.48)	(12.52)
Net asset value, end of period	$106.03	$83.01	$98.33	$82.21	$76.44
Total Return[b]	**29.28%**	**(13.44%)**	**20.11%**	**9.56%**	**0.30%**
Ratios/Supplemental Data					
Net assets, end of period (in thousands)	$6,536	$3,565	$9,427	$8,791	$13,764
Ratios to average net assets:					
Net investment income (loss)	(0.09%)	0.24%	0.26%	0.23%	0.34%
Total expenses	1.83%	1.71%	1.70%	1.66%	1.60%
Portfolio turnover rate	224%	239%	303%	530%	288%

[a] Net investment income (loss) per share was computed using average shares outstanding throughout the period.

[b] Total return does not take into account any of the expenses associated with an investment in variable insurance products. If total return had taken into account these expenses, performance would have been lower. Shares of a series of Rydex Variable Trust are available only through the purchase of such products.

Precious Metals Fund

This table is presented to show selected data for a share outstanding throughout each period and to assist shareholders in evaluating the Fund's performance for the periods presented.

	Year Ended December 31, 2019	Year Ended December 31, 2018	Year Ended December 31, 2017	Year Ended December 31, 2016	Year Ended December 31, 2015
Per Share Data					
Net asset value, beginning of period	$24.14	$30.30	$29.72	$17.95	$27.60
Income (loss) from investment operations:					
Net investment income (loss)[a]	(0.20)	(0.23)	(0.29)	(0.29)	(0.12)
Net gain (loss) on investments (realized and unrealized)	12.81	(4.68)	2.29	12.06	(8.01)
Total from investment operations	12.61	(4.91)	2.00	11.77	(8.13)
Less distributions from:					
Net investment income	—	(1.25)	(1.42)	—	(1.52)
Total distributions	—	(1.25)	(1.42)	—	(1.52)
Net asset value, end of period	$36.75	$24.14	$30.30	$29.72	$17.95
Total Return[b]	**52.24%**	**(16.61%)**	**7.08%**	**65.52%**	**(30.37%)**
Ratios/Supplemental Data					
Net assets, end of period (in thousands)	$24,882	$16,632	$30,201	$22,672	$16,201
Ratios to average net assets:					
Net investment income (loss)	(0.69%)	(0.87%)	(0.93%)	(0.90%)	(0.50%)
Total expenses[c]	1.72%	1.67%	1.61%	1.56%	1.50%
Portfolio turnover rate	180%	639%	691%	298%	203%

[a] Net investment income (loss) per share was computed using average shares outstanding throughout the period.
[b] Total return does not take into account any of the expenses associated with an investment in variable insurance products. If total return had taken into account these expenses, performance would have been lower. Shares of a series of Rydex Variable Trust are available only through the purchase of such products.
[c] Does not include expenses of the underlying funds in which the Fund invests.

Retailing Fund

This table is presented to show selected data for a share outstanding throughout each period and to assist shareholders in evaluating the Fund's performance for the periods presented.

	Year Ended December 31, 2019	Year Ended December 31, 2018	Year Ended December 31, 2017	Year Ended December 31, 2016[c]	Year Ended December 31, 2015[c]
Per Share Data					
Net asset value, beginning of period	$71.95	$74.37	$65.91	$69.96	$77.68
Income (loss) from investment operations:					
Net investment income (loss)[a]	(0.45)	(0.30)	0.02	(0.05)	(0.16)
Net gain (loss) on investments (realized and unrealized)	18.07	(2.11)	8.44	(2.93)	(0.20)
Total from investment operations	17.62	(2.41)	8.46	(2.98)	(0.36)
Less distributions from:					
Net investment income	—	(0.01)	—	—	—
Net realized gains	—	—	—	(1.07)	(7.36)
Total distributions	—	(0.01)	—	(1.07)	(7.36)
Net asset value, end of period	$89.57	$71.95	$74.37	$65.91	$69.96
Total Return[b]	**24.49%**	**(3.23%)**	**12.82%**	**0.30%**	**(1.33%)**
Ratios/Supplemental Data					
Net assets, end of period (in thousands)	$3,625	$6,788	$7,849	$5,278	$8,328
Ratios to average net assets:					
Net investment income (loss)	(0.54%)	(0.37%)	0.03%	(0.25%)	(0.19%)
Total expenses	1.83%	1.72%	1.70%	1.66%	1.60%
Portfolio turnover rate	173%	260%	447%	668%	225%

[a] Net investment income (loss) per share was computed using average shares outstanding throughout the period.
[b] Total return does not take into account any of the expenses associated with an investment in variable insurance products. If total return had taken into account these expenses, performance would have been lower. Shares of a series of Rydex Variable Trust are available only through the purchase of such products.
[c] Reverse share split — Per share amounts for the years presented through December 1, 2016 have been restated to reflect a 1:4 reverse share split effective December 1, 2016.

Technology Fund

This table is presented to show selected data for a share outstanding throughout each period and to assist shareholders in evaluating the Fund's performance for the periods presented.

	Year Ended December 31, 2019	Year Ended December 31, 2018	Year Ended December 31, 2017	Year Ended December 31, 2016	Year Ended December 31, 2015
Per Share Data					
Net asset value, beginning of period	$93.07	$96.71	$74.88	$71.70	$71.28
Income (loss) from investment operations:					
Net investment income (loss)[a]	(0.90)	(0.63)	(0.56)	(0.21)	(0.32)
Net gain (loss) on investments (realized and unrealized)	37.66	(0.43)	24.71	7.78	1.13
Total from investment operations	36.76	(1.06)	24.15	7.57	0.81
Less distributions from:					
Net realized gains	(3.95)	(2.58)	(2.32)	(4.39)	(0.39)
Total distributions	(3.95)	(2.58)	(2.32)	(4.39)	(0.39)
Net asset value, end of period	$125.88	$93.07	$96.71	$74.88	$71.70
Total Return[b]	**39.75%**	**(1.49%)**	**32.63%**	**11.07%**	**1.11%**
Ratios/Supplemental Data					
Net assets, end of period (in thousands)	$22,439	$16,061	$22,940	$18,156	$19,042
Ratios to average net assets:					
Net investment income (loss)	(0.79%)	(0.60%)	(0.64%)	(0.29%)	(0.45%)
Total expenses	1.82%	1.72%	1.70%	1.66%	1.60%
Portfolio turnover rate	188%	178%	200%	321%	142%

[a] Net investment income (loss) per share was computed using average shares outstanding throughout the period.

[b] Total return does not take into account any of the expenses associated with an investment in variable insurance products. If total return had taken into account these expenses, performance would have been lower. Shares of a series of Rydex Variable Trust are available only through the purchase of such products.

Telecommunications Fund

This table is presented to show selected data for a share outstanding throughout each period and to assist shareholders in evaluating the Fund's performance for the periods presented.

	Year Ended December 31, 2019	Year Ended December 31, 2018	Year Ended December 31, 2017	Year Ended December 31, 2016	Year Ended December 31, 2015
Per Share Data					
Net asset value, beginning of period	$53.75	$58.48	$57.03	$48.71	$53.12
Income (loss) from investment operations:					
Net investment income (loss)[a]	0.37	0.57	0.37	0.45	0.42
Net gain (loss) on investments (realized and unrealized)	6.73	(3.51)	2.86	8.03	(3.94)
Total from investment operations	7.10	(2.94)	3.23	8.48	(3.52)
Less distributions from:					
Net investment income	—	(0.47)	(0.77)	(0.16)	(0.89)
Net realized gains	—	(1.32)	(1.01)	—	—
Total distributions	—	(1.79)	(1.78)	(0.16)	(0.89)
Net asset value, end of period	$60.85	$53.75	$58.48	$57.03	$48.71
Total Return[b]	**13.21%**	**(5.29%)**	**5.85%**	**17.40%**	**(6.73%)**
Ratios/Supplemental Data					
Net assets, end of period (in thousands)	$3,250	$3,230	$3,514	$5,384	$2,329
Ratios to average net assets:					
Net investment income (loss)	0.63%	0.97%	0.65%	0.86%	0.80%
Total expenses	1.82%	1.73%	1.70%	1.66%	1.60%
Portfolio turnover rate	263%	365%	372%	410%	232%

[a] Net investment income (loss) per share was computed using average shares outstanding throughout the period.

[b] Total return does not take into account any of the expenses associated with an investment in variable insurance products. If total return had taken into account these expenses, performance would have been lower. Shares of a series of Rydex Variable Trust are available only through the purchase of such products.

Transportation Fund

This table is presented to show selected data for a share outstanding throughout each period and to assist shareholders in evaluating the Fund's performance for the periods presented.

	Year Ended December 31, 2019	Year Ended December 31, 2018	Year Ended December 31, 2017	Year Ended December 31, 2016[c]	Year Ended December 31, 2015[c]
Per Share Data					
Net asset value, beginning of period	$66.01	$86.15	$70.81	$100.87	$121.73
Income (loss) from investment operations:					
Net investment income (loss)[a]	0.09	(0.16)	(0.43)	0.16	(0.08)
Net gain (loss) on investments (realized and unrealized)	14.60	(16.55)	15.99	(20.23)	(16.78)
Total from investment operations	14.69	(16.71)	15.56	(20.07)	(16.86)
Less distributions from:					
Net investment income	—	—	(0.22)	—	—
Net realized gains	(0.03)	(3.43)	—	(9.99)	(4.00)
Total distributions	(0.03)	(3.43)	(0.22)	(9.99)	(4.00)
Net asset value, end of period	$80.67	$66.01	$86.15	$70.81	$100.87
Total Return[b]	**22.24%**	**(20.05%)**	**22.02%**	**15.43%**	**(14.09%)**
Ratios/Supplemental Data					
Net assets, end of period (in thousands)	$4,723	$4,167	$11,739	$12,883	$6,810
Ratios to average net assets:					
Net investment income (loss)	0.11%	(0.19%)	(0.56%)	0.73%	(0.06%)
Total expenses	1.83%	1.72%	1.70%	1.66%	1.60%
Portfolio turnover rate	277%	237%	308%	174%	99%

[a] Net investment income (loss) per share was computed using average shares outstanding throughout the period.

[b] Total return does not take into account any of the expenses associated with an investment in variable insurance products. If total return had taken into account these expenses, performance would have been lower. Shares of a series of Rydex Variable Trust are available only through the purchase of such products.

[c] Reverse share split — Per share amounts for the years presented through December 31, 2016 have been restated to reflect a 1:4 reverse share split effective December 1, 2016.

Utilities Fund

This table is presented to show selected data for a share outstanding throughout each period and to assist shareholders in evaluating the Fund's performance for the periods presented.

	Year Ended December 31, 2019	Year Ended December 31, 2018	Year Ended December 31, 2017	Year Ended December 31, 2016	Year Ended December 31, 2015
Per Share Data					
Net asset value, beginning of period	$28.43	$27.97	$26.24	$22.86	$25.35
Income (loss) from investment operations:					
Net investment income (loss)[a]	0.39	0.43	0.42	0.36	0.39
Net gain (loss) on investments (realized and unrealized)	5.01	0.62[c]	2.42	3.38	(2.24)
Total from investment operations	5.40	1.05	2.84	3.74	(1.85)
Less distributions from:					
Net investment income	(0.07)	(0.46)	(0.55)	(0.17)	(0.64)
Net realized gains	—	(0.13)	(0.56)	(0.19)	—
Total distributions	(0.07)	(0.59)	(1.11)	(0.36)	(0.64)
Net asset value, end of period	$33.76	$28.43	$27.97	$26.24	$22.86
Total Return[b]	**19.01%**	**3.78%**	**11.02%**	**16.34%**	**(7.36%)**
Ratios/Supplemental Data					
Net assets, end of period (in thousands)	$16,035	$19,320	$14,670	$15,242	$17,064
Ratios to average net assets:					
Net investment income (loss)	1.22%	1.54%	1.48%	1.39%	1.66%
Total expenses	1.82%	1.73%	1.70%	1.65%	1.61%
Portfolio turnover rate	144%	299%	183%	234%	312%

[a] Net investment income (loss) per share was computed using average shares outstanding throughout the period.

[b] Total return does not take into account any of the expenses associated with an investment in variable insurance products. If total return had taken into account these expenses, performance would have been lower. Shares of a series of Rydex Variable Trust are available only through the purchase of such products.

[c] The amount shown for a share outstanding throughout the period does not agree with the aggregate net losses on investments for the year because of the sales and repurchases of fund shares in relation to fluctuating market value of investments of the Fund.

Europe 1.25x Strategy Fund

This table is presented to show selected data for a share outstanding throughout each period and to assist shareholders in evaluating the Fund's performance for the periods presented.

	Year Ended December 31, 2019	Year Ended December 31, 2018	Year Ended December 31, 2017	Year Ended December 31, 2016[e]	Year Ended December 31, 2015[e]
Per Share Data					
Net asset value, beginning of period	$84.49	$104.66	$82.06	$88.28	$96.17
Income (loss) from investment operations:					
Net investment income (loss)[a]	0.76	1.66	0.25	0.25	0.66
Net gain (loss) on investments (realized and unrealized)	23.18	(21.46)	23.17	(6.25)	(7.35)
Total from investment operations	23.94	(19.80)	23.42	(6.00)	(6.69)
Less distributions from:					
Net investment income	(1.08)	(0.37)	(0.82)	(0.22)	(1.20)
Total distributions	(1.08)	(0.37)	(0.82)	(0.22)	(1.20)
Net asset value, end of period	$107.35	$84.49	$104.66	$82.06	$88.28
Total Return[b]	**28.43%**	**(18.97%)**	**28.60%**	**(5.58%)**	**(7.19%)**
Ratios/Supplemental Data					
Net assets, end of period (in thousands)	$3,990	$2,687	$5,725	$2,553	$3,083
Ratios to average net assets:					
Net investment income (loss)	0.77%	1.67%	0.26%	1.70%	0.63%
Total expenses[c]	1.88%	1.78%	1.80%	1.73%	1.66%
Net expenses[d]	1.80%	1.77%	1.80%	1.73%	1.66%
Portfolio turnover rate	391%	187%	121%	441%	620%

[a] Net investment income (loss) per share was computed using average shares outstanding throughout the period.
[b] Total return does not take into account any of the expenses associated with an investment in variable insurance products. If total return had taken into account these expenses, performance would have been lower. Shares of a series of Rydex Variable Trust are available only through the purchase of such products.
[c] Does not include expenses of the underlying funds in which the Fund invests.
[d] Net expense information reflects the expense ratios after expense waivers and reimbursements, as applicable.
[e] Reverse share split — Per share amounts for the periods presented through December 31, 2016 have been restated to reflect a 1:6 reverse share split effective December 1, 2016.

Japan 2x Strategy Fund

This table is presented to show selected data for a share outstanding throughout each period and to assist shareholders in evaluating the Fund's performance for the periods presented.

	Year Ended December 31, 2019	Year Ended December 31, 2018	Year Ended December 31, 2017	Year Ended December 31, 2016[e]	Year Ended December 31, 2015[e]
Per Share Data					
Net asset value, beginning of period	$62.30	$100.82	$67.08	$61.65	$55.02
Income (loss) from investment operations:					
Net investment income (loss)[a]	0.66	0.70	(0.13)	(0.06)	(0.78)
Net gain (loss) on investments (realized and unrealized)	23.49	(19.56)	33.87	5.49	7.41
Total from investment operations	24.15	(18.86)	33.74	5.43	6.63
Less distributions from:					
Net investment income	(1.10)	—	—	—	—
Net realized gains	—	(19.66)	—	—	—
Total distributions	(1.10)	(19.66)	—	—	—
Net asset value, end of period	$85.35	$62.30	$100.82	$67.08	$61.65
Total Return[b]	**39.03%**	**(22.95%)**	**50.30%**	**8.86%**	**12.00%**
Ratios/Supplemental Data					
Net assets, end of period (in thousands)	$2,037	$2,013	$5,614	$2,499	$3,577
Ratios to average net assets:					
Net investment income (loss)	0.89%	0.76%	(0.15%)	(0.50%)	(1.22%)
Total expenses[c]	1.72%	1.58%	1.83%	1.56%	1.50%
Net expenses[d]	1.64%	1.58%	1.83%	1.56%	1.50%
Portfolio turnover rate	153%	180%	73%	183%	87%

[a] Net investment income (loss) per share was computed using average shares outstanding throughout the period.
[b] Total return does not take into account any of the expenses associated with an investment in variable insurance products. If total return had taken into account these expenses, performance would have been lower. Shares of a series of Rydex Variable Trust are available only through the purchase of such products.
[c] Does not include expenses of the underlying funds in which the Fund invests.
[d] Net expense information reflects the expense ratios after expense waivers and reimbursements, as applicable.
[e] Reverse share split — Per share amounts for the periods presented through December 31, 2016 have been restated to reflect a 1:6 reverse share split effective December 1, 2016.

Commodities Strategy Fund

This table is presented to show selected data for a share outstanding throughout each period and to assist shareholders in evaluating the Fund's performance for the periods presented.

	Year Ended December 31, 2019	Year Ended December 31, 2018	Year Ended December 31, 2017	Year Ended December 31, 2016[f]	Year Ended December 31, 2015[f]
Per Share Data					
Net asset value, beginning of period	$71.69	$87.44	$83.74	$75.82	$114.64
Income (loss) from investment operations:					
Net investment income (loss)[a]	0.61	0.67	—[b]	(0.03)	(1.12)
Net gain (loss) on investments (realized and unrealized)	10.26	(13.34)	3.70	7.95	(37.70)
Total from investment operations	10.87	(12.67)	3.70	7.92	(38.82)
Less distributions from:					
Net investment income	(1.19)	(3.08)	—	—	—
Total Distributions	(1.19)	(3.08)	—	—	—
Net asset value, end of period	$81.37	$71.69	$87.44	$83.74	$75.82
Total Return[c]	**15.25%**	**(15.12%)**	**4.43%**	**10.40%**	**(33.80%)**
Ratios/Supplemental Data					
Net assets, end of period (in thousands)	$3,193	$3,099	$4,731	$4,498	$2,671
Ratios to average net assets:					
Net investment income (loss)	0.77%	0.75%	—[g]	(0.48%)	(1.16%)
Total expenses[d]	1.98%	1.81%	1.82%	1.80%	1.75%
Net expenses[e]	1.78%	1.69%	1.72%	1.67%	1.63%
Portfolio turnover rate	128%	187%	107%	231%	198%

[a] Net investment income (loss) per share was computed using average shares outstanding throughout the period.
[b] Net investment income is less than $0.01 per share.
[c] Total return does not take into account any of the expenses associated with an investment in variable insurance products. If total return had taken into account these expenses, performance would have been lower. Shares of a series of Rydex Variable Trust are available only through the purchase of such products.
[d] Does not include expenses of the underlying funds in which the Fund invests.
[e] Net expense information reflects the expense ratios after expense waivers and reimbursements, as applicable.
[f] Reverse share split — Per share amounts for the periods presented through December 31, 2016 have been restated to reflect a 1:16 reverse share split effective December 1, 2016.
[g] Less than 0.01%.

Strengthening Dollar 2x Strategy Fund

This table is presented to show selected data for a share outstanding throughout each period and to assist shareholders in evaluating the Fund's performance for the periods presented.

	Year Ended December 31, 2019	Year Ended December 31, 2018	Year Ended December 31, 2017	Year Ended December 31, 2016	Year Ended December 31, 2015
Per Share Data					
Net asset value, beginning of period	$39.73	$35.53	$43.90	$43.45	$42.19
Income (loss) from investment operations:					
Net investment income (loss)[a]	0.21	0.27	(0.04)	(0.23)	(0.55)
Net gain (loss) on investments (realized and unrealized)	1.63	3.93	(7.67)	2.96	6.09
Total from investment operations	1.84	4.20	(7.71)	2.73	5.54
Less distributions from:					
Net investment income	(0.36)	—	—	—	—
Net realized gains	—	—	(0.66)	(2.28)	(4.28)
Total distributions	(0.36)	—	(0.66)	(2.28)	(4.28)
Net asset value, end of period	$41.21	$39.73	$35.53	$43.90	$43.45
Total Return[b]	**4.61%**	**11.82%**	**(17.65%)**	**7.00%**	**13.35%**
Ratios/Supplemental Data					
Net assets, end of period (in thousands)	$1,412	$3,420	$1,737	$5,644	$3,303
Ratios to average net assets:					
Net investment income (loss)	0.50%	0.73%	(0.10%)	(0.57%)	(1.21%)
Total expenses[c]	2.09%	1.83%	1.80%	1.76%	1.70%
Net expenses[d]	2.02%	1.82%	1.80%	1.76%	1.70%
Portfolio turnover rate	102%	241%	88%	190%	177%

[a] Net investment income (loss) per share was computed using average shares outstanding throughout the period.
[b] Total return does not take into account any of the expenses associated with an investment in variable insurance products. If total return had taken into account these expenses, performance would have been lower. Shares of a series of Rydex Variable Trust are available only through the purchase of such products.
[c] Does not include expenses of the underlying funds in which the Fund invests.
[d] Net expense information reflects the expense ratios after expense waivers and reimbursements, as applicable.

Weakening Dollar 2x Strategy Fund

This table is presented to show selected data for a share outstanding throughout each period and to assist shareholders in evaluating the Fund's performance for the periods presented.

	Year Ended December 31, 2019	Year Ended December 31, 2018	Year Ended December 31, 2017	Year Ended December 31, 2016[e]	Year Ended December 31, 2015[e]
Per Share Data					
Net asset value, beginning of period	$59.56	$67.40	$56.49	$61.90	$74.41
Income (loss) from investment operations:					
Net investment income (loss)[a]	0.28	0.40	(0.14)	(0.11)	(0.80)
Net gain (loss) on investments (realized and unrealized)	(3.17)	(8.24)	11.05	(5.30)	(11.71)
Total from investment operations	(2.89)	(7.84)	10.91	(5.41)	(12.51)
Less distributions from:					
Net investment income	(0.50)	—	—	—	—
Total distributions	(0.50)	—	—	—	—
Net asset value, end of period	$56.17	$59.56	$67.40	$56.49	$61.90
Total Return[b]	**(4.85%)**	**(11.63%)**	**19.31%**	**(8.71%)**	**(16.83%)**
Ratios/Supplemental Data					
Net assets, end of period (in thousands)	$587	$582	$779	$687	$1,297
Ratios to average net assets:					
Net investment income (loss)	0.50%	0.61%	(0.22%)	(0.63%)	(1.22%)
Total expenses[c]	2.08%	1.82%	1.80%	1.76%	1.71%
Net expenses[d]	2.00%	1.81%	1.80%	1.76%	1.71%
Portfolio turnover rate	187%	213%	367%	250%	232%

[a] Net investment income (loss) per share was computed using average shares outstanding throughout the period.
[b] Total return does not take into account any of the expenses associated with an investment in variable insurance products. If total return had taken into account these expenses, performance would have been lower. Shares of a series of Rydex Variable Trust are available only through the purchase of such products.
[c] Does not include expenses of the underlying funds in which the Fund invests.
[d] Net expense information reflects the expense ratios after expense waivers and reimbursements, as applicable.
[e] Reverse share split — Per share amounts for the years presented through December 31, 2016 have been restated to reflect a 1:4 reverse share split effective December 1, 2016.

Real Estate Fund

This table is presented to show selected data for a share outstanding throughout each period and to assist shareholders in evaluating the Fund's performance for the periods presented.

	Year Ended December 31, 2019	Year Ended December 31, 2018	Year Ended December 31, 2017	Year Ended December 31, 2016	Year Ended December 31, 2015
Per Share Data					
Net asset value, beginning of period	$35.99	$39.22	$37.72	$34.50	$36.41
Income (loss) from investment operations:					
Net investment income (loss)[a]	0.68	0.64	0.36	0.63	0.53
Net gain (loss) on investments (realized and unrealized)	8.03	(3.48)	2.11	2.88	(1.44)
Total from investment operations	8.71	(2.84)	2.47	3.51	(0.91)
Less distributions from:					
Net investment income	(0.83)	(0.39)	(0.97)	(0.29)	(1.00)
Net realized gains	(0.41)	—	—	—	—
Total distributions	(1.24)	(0.39)	(0.97)	(0.29)	(1.00)
Net asset value, end of period	$43.46	$35.99	$39.22	$37.72	$34.50
Total Return[b]	**24.43%**	**(7.33%)**	**6.65%**	**10.15%**	**(2.52%)**
Ratios/Supplemental Data					
Net assets, end of period (in thousands)	$12,249	$12,708	$10,261	$11,509	$16,324
Ratios to average net assets:					
Net investment income (loss)	1.62%	1.67%	0.93%	1.73%	1.46%
Total expenses	1.82%	1.73%	1.70%	1.65%	1.60%
Portfolio turnover rate	225%	313%	331%	279%	259%

[a] Net investment income (loss) per share was computed using average shares outstanding throughout the period.

[b] Total return does not take into account any of the expenses associated with an investment in variable insurance products. If total return had taken into account these expenses, performance would have been lower. Shares of a series of Rydex Variable Trust are available only through the purchase of such products.

Government Long Bond 1.2x Strategy Fund

This table is presented to show selected data for a share outstanding throughout each period and to assist shareholders in evaluating the Fund's performance for the periods presented.

	Year Ended December 31, 2019	Year Ended December 31, 2018	Year Ended December 31, 2017	Year Ended December 31, 2016	Year Ended December 31, 2015
Per Share Data					
Net asset value, beginning of period	$29.60	$31.79	$29.36	$29.73	$45.27
Income (loss) from investment operations:					
Net investment income (loss)[a]	0.39	0.46	0.38	0.31	0.32
Net gain (loss) on investments (realized and unrealized)	4.55	(2.16)	2.43	(0.38)	(3.29)
Total from investments operations	4.94	(1.70)	2.81	(0.07)	(2.97)
Less distributions from:					
Net investment income	(0.39)	(0.46)	(0.38)	(0.30)	(0.31)
Net realized gains	—	(0.03)	—	—	(12.26)
Total distributions	(0.39)	(0.49)	(0.38)	(0.30)	(12.57)
Net asset value, end of period	$34.15	$29.60	$31.79	$29.36	$29.73
Total Return[b]	**16.78%**	**(5.32%)**	**9.64%**	**(0.33%)**	**(5.09%)**
Ratios/Supplemental Data					
Net assets, end of period (in thousands)	$10,353	$13,436	$11,617	$17,124	$17,372
Ratios to average net assets:					
Net investment income (loss)	1.19%	1.58%	1.24%	0.93%	0.86%
Total expenses[c]	1.41%	1.32%	1.30%	1.25%	1.21%
Net expenses[d]	1.38%	1.32%	1.30%	1.25%	1.21%
Portfolio turnover rate	2,060%	2,292%	2,055%	1,386%	1,800%

[a] Net investment income (loss) per share was computed using average shares outstanding throughout the period.
[b] Total return does not take into account any of the expenses associated with an investment in variable insurance products. If total return had taken into account these expenses, performance would have been lower. Shares of a series of Rydex Variable Trust are available only through the purchase of such products.
[c] Does not include the expenses of the underlying funds in which the Fund invests.
[d] Net expense information reflects the expense ratios after expense waivers and reimbursements, as applicable.

Inverse Government Long Bond Strategy Fund

This table is presented to show selected data for a share outstanding throughout each period and to assist shareholders in evaluating the Fund's performance for the periods presented.

	Year Ended December 31, 2019	Year Ended December 31, 2018	Year Ended December 31, 2017	Year Ended December 31, 2016[f]	Year Ended December 31, 2015[f]
Per Share Data					
Net asset value, beginning of period	$98.33	$94.75	$104.00	$107.17	$108.46
Income (loss) from investment operations:					
Net investment income (loss)[a]	0.26	(0.64)	(1.88)	(0.87)	(3.63)
Net gain (loss) on investments (realized and unrealized)	(13.32)	4.22	(7.37)	(2.30)	2.34
Total from investment operations	(13.06)	3.58	(9.25)	(3.17)	(1.29)
Net asset value, end of period	$85.27	$98.33	$94.75	$104.00	$107.17
Total Return[b]	**(13.28%)**	**3.79%**	**(8.89%)**	**(2.94%)**	**(1.22%)**
Ratios/Supplemental Data					
Net assets, end of period (in thousands)	$2,382	$4,426	$4,676	$3,821	$4,740
Ratios to average net assets:					
Net investment income (loss)	0.29%	(0.63%)	(1.89%)	(2.59%)	(3.39%)
Total expenses[c]	3.58%	4.31%	4.00%	3.65%	3.66%
Net expenses[d,e]	3.49%	4.30%	4.00%	3.65%	3.66%
Portfolio turnover rate	966%	907%	2,300%	1,384%	1,305%

[a] Net investment income (loss) per share was computed using average shares outstanding throughout the period.

[b] Total return does not take into account any of the expenses associated with an investment in variable insurance products. If total return had taken into account these expenses, performance would have been lower. Shares of a series of Rydex Variable Trust are available only through the purchase of such products.

[c] Does not include expenses of the underlying funds in which the Fund invests.

[d] Net expense information reflects the expense ratios after expense waivers and reimbursements, as applicable.

[e] Total expenses may include interest expense related to short sales. Excluding interest expense, the net expense ratios for the periods presented would be:

2019	2018	2017	2016	2015
1.79%	1.75%	1.75%	1.72%	1.65%

[f] Reverse share split — Per share amounts for the periods presented through December 31, 2016 have been restated to reflect a 1:3 reverse share split effective December 1, 2016.

High Yield Strategy Fund

This table is presented to show selected data for a share outstanding throughout each period and to assist shareholders in evaluating the Fund's performance for the periods presented.

	Year Ended December 31, 2019	Year Ended December 31, 2018	Year Ended December 31, 2017	Year Ended December 31, 2016[e]	Year Ended December 31, 2015[e]
Per Share Data					
Net asset value, beginning of period	$77.95	$83.54	$81.50	$75.17	$76.12
Income (loss) from investment operations:					
Net investment income (loss)[a]	0.64	0.71	0.29	0.14	(0.30)
Net gain (loss) on investments (realized and unrealized)	10.08	(1.39)	5.23	6.99	(0.29)
Total from investment operations	10.72	(0.68)	5.52	7.13	(0.59)
Less distributions from:					
Net investment income	(2.07)	(4.91)	(3.48)	(0.80)	—
Net realized gains	—	—	—	—	(0.36)
Total distributions	(2.07)	(4.91)	(3.48)	(0.80)	(0.36)
Net asset value, end of period	$86.60	$77.95	$83.54	$81.50	$75.17
Total Return[b]	**13.84%**	**(0.87%)**	**6.87%**	**11.62%**	**(0.71%)**
Ratios/Supplemental Data					
Net assets, end of period (in thousands)	$10,508	$4,113	$6,524	$7,390	$6,751
Ratios to average net assets:					
Net investment income (loss)	0.76%	0.88%	0.35%	0.51%	(0.39%)
Total expenses[c]	1.72%	1.62%	1.60%	1.56%	1.49%
Net expenses[d]	1.65%	1.61%	1.60%	1.56%	1.49%
Portfolio turnover rate	299%	116%	124%	255%	258%

[a] Net investment income (loss) per share was computed using average shares outstanding throughout the period.
[b] Total return does not take into account any of the expenses associated with an investment in variable insurance products. If total return had taken into account these expenses, performance would have been lower. Shares of a series of Rydex Variable Trust are available only through the purchase of such products.
[c] Does not include expenses of the underlying funds in which the Fund invests.
[d] Net expense information reflects the expense ratios after expense waivers and reimbursements, as applicable.
[e] Reverse share split — Per share amounts for the periods presented through December 31, 2016 have been restated to reflect a 1:3 reverse share split effective December 1, 2016.

Long Short Equity Fund

This table is presented to show selected data for a share outstanding throughout each period and to assist shareholders in evaluating the Fund's performance for the periods presented.

	Year Ended December 31, 2019	Year Ended December 31, 2018	Year Ended December 31, 2017	Year Ended December 31, 2016	Year Ended December 31, 2015
Per Share Data					
Net asset value, beginning of period	$13.19	$17.59	$15.37	$15.27	$15.08
Income (loss) from investment operations:					
Net investment income (loss)[a]	0.09	0.08	(0.05)	0.01	(0.11)
Net gain (loss) on investments (realized and unrealized)	0.64	(2.19)	2.33	0.09	0.30
Total from investment operations	0.73	(2.11)	2.28	0.10	0.19
Less distributions from:					
Net investment income	(0.08)	—	(0.06)	—	—
Net realized gains	—	(2.29)	—	—	—
Total distributions	(0.08)	(2.29)	(0.06)	—	—
Net asset value, end of period	$13.84	$13.19	$17.59	$15.37	$15.27
Total Return[b]	**5.54%**	**(12.94%)**	**14.85%**	**0.65%**	**1.26%**
Ratios/Supplemental Data					
Net assets, end of period (in thousands)	$30,683	$29,211	$39,138	$31,887	$39,120
Ratios to average net assets:					
Net investment income (loss)	0.65%	0.52%	(0.32%)	0.04%	(0.71%)
Total expenses[c,d]	1.72%	1.62%	1.78%	2.22%	2.28%
Portfolio turnover rate	170%	266%	258%	239%	244%

[a] Net investment income (loss) per share was computed using average shares outstanding throughout the period.

[b] Total return does not take into account any of the expenses associated with an investment in variable insurance products. If total return had taken into account these expenses, performance would have been lower. Shares of a series of Rydex Variable Trust are available only through the purchase of such products.

[c] Does not include expenses of the underlying funds in which the Fund invests.

[d] Total expenses may include certain non-operating expenses. Excluding these non-operating expenses, the net expense ratios for the years ended December 31 would be:

2019	2018	2017	2016	2015
1.72%	1.62%	1.61%	1.56%	1.51%

Global Managed Futures Strategy Fund

This table is presented to show selected data for a share outstanding throughout each period and to assist shareholders in evaluating the Fund's performance for the periods presented.

	Year Ended December 31, 2019	Year Ended December 31, 2018	Year Ended December 31, 2017	Year Ended December 31, 2016	Year Ended December 31, 2015
Per Share Data					
Net asset value, beginning of period	$15.50	$17.06	$15.93	$19.42	$20.89
Income (loss) from investment operations:					
Net investment income (loss)[a]	0.14	0.20	0.10	0.06	(0.07)
Net gain (loss) on investments (realized and unrealized)	1.15	(1.76)	1.27	(2.88)	(0.25)
Total from investment operations	1.29	(1.56)	1.37	(2.82)	(0.32)
Less distributions from:					
Net investment income	(0.15)	—	(0.24)	(0.67)	(0.48)
Net realized gains	—	—	—	—	(0.67)
Total distributions	(0.15)	—	(0.24)	(0.67)	(1.15)
Net asset value, end of period	$16.64	$15.50	$17.06	$15.93	$19.42
Total Return[b]	**8.35%**	**(9.14%)**	**8.71%**	**(14.77%)**	**(1.55%)**
Ratios/Supplemental Data					
Net assets, end of period (in thousands)	$14,282	$13,281	$14,791	$14,782	$17,536
Ratios to average net assets:					
Net investment income (loss)	0.82%	1.21%	0.59%	0.32%	(0.35%)
Total expenses[c]	1.81%	1.72%	1.69%	1.69%	1.65%
Net expenses[d]	1.74%	1.66%	1.64%	1.62%	1.57%
Portfolio turnover rate	13%	8%	1%	39%	33%

[a] Net investment income (loss) per share was computed using average shares outstanding throughout the period.
[b] Total return does not take into account any of the expenses associated with an investment in variable insurance products. If total return had taken into account these expenses, performance would have been lower. Shares of a series of Rydex Variable Trust are available only through the purchase of such products.
[c] Does not include expenses of the underlying funds in which the Fund invests.
[d] Net expense information reflects the expense ratios after expense waivers and reimbursements, as applicable.

Multi-Hedge Strategies Fund

This table is presented to show selected data for a share outstanding throughout each period and to assist shareholders in evaluating the Fund's performance for the periods presented.

	Year Ended December 31, 2019	Year Ended December 31, 2018	Year Ended December 31, 2017	Year Ended December 31, 2016	Year Ended December 31, 2015
Per Share Data					
Net asset value, beginning of period	$23.55	$24.83	$23.95	$24.09	$23.82
Income (loss) from investment operations:					
Net investment income (loss)[a]	0.23	0.20	(0.09)	(0.16)	(0.15)
Net gain (loss) on investments (realized and unrealized)	0.97	(1.48)	0.97	0.04	0.58
Total from investment operations	1.20	(1.28)	0.88	(0.12)	0.43
Less distributions from:					
Net investment income	(0.58)	—	—	(0.02)	(0.16)
Total distributions	(0.58)	—	—	(0.02)	(0.16)
Net asset value, end of period	$24.17	$23.55	$24.83	$23.95	$24.09
Total Return[b]	**5.15%**	**(5.16%)**	**3.67%**	**(0.48%)**	**1.85%**
Ratios/Supplemental Data					
Net assets, end of period (in thousands)	$34,610	$40,335	$43,695	$47,953	$52,281
Ratios to average net assets:					
Net investment income (loss)	0.94%	0.85%	(0.39%)	(0.66%)	(0.62%)
Total expenses[c]	1.72%	1.54%	1.88%	2.27%	2.38%
Net expenses[d]	1.69%	1.52%	1.85%	2.23%	2.34%
Portfolio turnover rate	163%	162%	158%	119%	160%

[a] Net investment income (loss) per share was computed using average shares outstanding throughout the period.

[b] Total return does not take into account any of the expenses associated with an investment in variable insurance products. If total return had taken into account these expenses, performance would have been lower. Shares of a series of Rydex Variable Trust are available only through the purchase of such products.

[c] Does not include expenses of the underlying funds in which the Fund invests.

[d] Net expense information reflects the expense ratios after expense waivers, and may include interest and dividend expense related to short sales. Excluding interest and dividend expense related to short sales, net expense ratios for the year end would be:

12/31/19	12/31/18	12/31/17	12/31/16	12/31/15
1.16%	1.16%	1.16%	1.17%	1.18%

U.S Government Money Market Fund

This table is presented to show selected data for a share outstanding throughout each period and to assist shareholders in evaluating the Fund's performance for the periods presented.

	Year Ended December 31, 2019	Year Ended December 31, 2018	Year Ended December 31, 2017	Year Ended December 31, 2016	Year Ended December 31, 2015
Per Share Data					
Net asset value, beginning of period	$1.00	$1.00	$1.00	$1.00	$1.00
Income (loss) from investment operations:					
Net investment income (loss)[a]	0.01	0.01	—[b]	—[b]	—[b]
Net gain (loss) on investments (realized and unrealized)	—	—	—[b]	—[b]	—[b]
Total from investment operations	0.01	0.01	—	—	—
Less distributions from:					
Net investment income	(0.01)	(0.01)	(—)[b]	(—)[b]	(—)[b]
Net realized gains	(—)[b]	(—)[b]	(—)[b]	(—)[b]	(—)[b]
Total distributions	(0.01)	(0.01)	(—)[b]	(—)[b]	(—)[b]
Net asset value, end of period	$1.00	$1.00	$1.00	$1.00	$1.00
Total Return[c]	**0.87%**	**0.58%**	**0.01%**	**0.00%**	**0.00%**
Ratios/Supplemental Data					
Net assets, end of period (in thousands)	$49,233	$85,008	$78,269	$61,704	$99,178
Ratios to average net assets:					
Net investment income (loss)	0.88%	0.57%	—[e]	—[e]	—[e]
Total expenses	1.42%	1.32%	1.31%	1.25%	1.20%
Net expenses[d]	1.42%	1.32%	0.96%	0.40%	0.13%
Portfolio turnover rate	—	—	—	—	—

[a] Net investment income (loss) per share was computed using average shares outstanding throughout the period.
[b] Less than $0.01 per share.
[c] Total return does not take into account any of the expenses associated with an investment in variable insurance products. If total return had taken into account these expenses, performance would have been lower. Shares of a series of Rydex Variable Trust are available only through the purchase of such products.
[d] Net expense information reflects the expense ratios after expense waivers, as applicable.
[e] Less than 0.01%.

Standard & Poor's

The S&P 500® 2x Strategy, Inverse S&P 500® 2x Strategy, Inverse S&P 500® Strategy, Mid-Cap 1.5x Strategy, Inverse Mid-Cap Strategy, Nova, S&P 500®, S&P 500® Pure Growth, S&P 500® Pure Value, S&P MidCap 400® Pure Growth, S&P MidCap 400® Pure Value, S&P SmallCap 600® Pure Growth, S&P SmallCap 600® Pure Value, and Commodities Strategy Funds (the "Guggenheim S&P Funds") are not sponsored, endorsed, sold or promoted by Standard & Poor's ("S&P"). S&P makes no representation, condition, warranty, express or implied, to the owners of the Guggenheim S&P Funds or any member of the public regarding the advisability of investing in securities generally or in the Guggenheim S&P Funds particularly or the ability of the S&P 500® Index, S&P MidCap 400® Index, S&P 500 Pure Growth Index, S&P 500 Pure Value Index, S&P MidCap 400 Pure Growth Index, S&P MidCap 400 Pure Value Index, S&P SmallCap 600 Pure Growth Index, S&P SmallCap 600 Pure Value Index, and S&P GSCI® Commodity Index (the "S&P Indices") to track general stock market performance or provide a basis for superior investment performance. S&P's only relationship to Guggenheim Investments (the "Licensee") is the licensing of certain of their trademarks and of the S&P Indices which are determined, composed and calculated by S&P without regard to Licensee or the Guggenheim S&P Funds. S&P has no obligation to take the needs of Licensee or the owners of the Guggenheim S&P Funds into consideration in determining, composing or calculating the S&P Indices. S&P is not responsible for and has not participated in the determination of the prices and amount of the Guggenheim S&P Funds or the timing of the issuance or sale of the Guggenheim S&P Funds or in the determination or calculation of the equation by which the Guggenheim S&P Funds are to be converted into cash. S&P has no obligation or liability in connection with the administration, marketing, or trading of the Guggenheim S&P Funds.

S&P does not guarantee the accuracy and/or the completeness of the S&P Indices or any data included therein and S&P shall have no liability for any errors, omissions, or interruptions therein. S&P makes no warranty or condition, express or implied, as to results to be obtained by Licensee, owners of the Guggenheim S&P Funds, or any other person or entity from the use of the S&P Indices or any data included therein. S&P makes no express or implied warranties or conditions, and expressly disclaim all warranties or conditions of merchantability or fitness for a particular purpose or use with respect to the S&P Indices or any data included therein. Without limiting any of the foregoing, in no event shall S&P have any liability for any special, punitive, indirect, or consequential damages (including lost profits) resulting from the use of the S&P Indices or any data included therein, even if notified of the possibility of such damages.

"Standard & Poor's®," S&P®," "S&P 500®," "Standard & Poor's 500®," "500®," "Standard & Poor's MidCap 400®," "S&P MidCap 400®," "Standard & Poor's SmallCap," "S&P SmallCap 600®," "S&P 500 Pure Value," "S&P 500 Pure Growth," "S&P MidCap 400 Pure Value," "S&P MidCap 400 Pure Growth," "S&P SmallCap 600 Pure Value," and "S&P SmallCap 600 Pure Growth" are trademarks of The McGraw-Hill Companies, Inc.

Dow Jones

Dow Jones has no relationship to Guggenheim Investments ("Licensee"), other than the licensing of the Dow Jones Industrial Average® (DJI) Index (the "Dow Jones Index") and the related trademarks for use in connection with the Dow 2x Strategy Fund and Inverse Dow 2x Strategy Fund (the "Guggenheim Dow Jones Funds"). "Dow Jones," "Dow Jones Industrial Average®," and "DJIAs," are service marks of Dow Jones & Company, Inc.

Dow Jones does not:

- Sponsor, endorse, sell or promote the Guggenheim Dow Jones Funds.
- Recommend that any person invest in the Guggenheim Dow Jones Funds or any other securities.
- Have any responsibility or liability for or make any decisions about the timing, amount or pricing of the Guggenheim Dow Jones Funds.
- Have any responsibility or liability for the administration, management or marketing of the Guggenheim Dow Jones Funds.
- Consider the needs of the Guggenheim Dow Jones Funds or the owners of the Guggenheim Dow Jones Funds in determining, composing or calculating the relevant index or have any obligation to do so.

Dow Jones will not have any liability in connection with the Guggenheim Dow Jones Funds.

Specifically, Dow Jones does not make any warranty, expressed or implied, and Dow Jones disclaims any warranty about:

- The results to be obtained by the Guggenheim Dow Jones Funds, the owners of the Guggenheim Dow Jones Funds, or any other person in connection with the use of the Dow Jones Indices and the data included in the Dow Jones Indices;
- The accuracy or completeness of the Dow Jones Indices and their data;
- The merchantability and the fitness for a particular purpose or use of the Dow Jones Indices and their data;
- Dow Jones will have no liability for any errors, omissions or interruptions in the Dow Jones Indices or their data;
- Under no circumstances will Dow Jones be liable for any lost profits or indirect, punitive, special or consequential damages or losses, even if STOXX or Dow Jones knows that they might occur.

The licensing agreement between Licensee and Dow Jones is solely for their benefit and not for the benefit of the owners of the Guggenheim Dow Jones Funds or any other third parties.

STOXX

STOXX and its licensors (the "Licensors") have no relationship to Guggenheim Investments (the "Licensee"), other than the licensing of the STOXX Europe 50® Index and the related trademarks for use in connection with the Europe 1.25x Strategy Fund.

STOXX and its Licensors do not:

- Sponsor, endorse, sell or promote the Europe 1.25x Strategy Fund.
- Recommend that any person invest in the Europe 1.25x Strategy Fund or any other securities.
- Have any responsibility or liability for or make any decisions about the timing, amount or pricing of Europe 1.25x Strategy Fund.
- Have any responsibility or liability for the administration, management or marketing of the Europe 1.25x Strategy Fund.
- Consider the needs of the Europe 1.25x Strategy Fund or the owners of the Europe 1.25x Strategy Fund in determining, composing or calculating the STOXX Europe 50® Index or have any obligation to do so.

STOXX and its Licensors will not have any liability in connection with the Europe 1.25x Strategy Fund. Specifically,

- **STOXX and its Licensors do not make any warranty, express or implied and disclaim any and all warranty about:**
  - **The results to be obtained by the Europe 1.25x Strategy Fund, the owner of the Europe 1.25x Strategy Fund or any other person in connection with the use of the STOXX Europe 50® Index and the data included in the STOXX Europe 50® Index;**
  - **The accuracy or completeness of the STOXX Europe 50® Index and its data;**
  - **The merchantability and the fitness for a particular purpose or use of the STOXX Europe 50® Index and its data;**
- **STOXX and its Licensors will have no liability for any errors, omissions or interruptions in the STOXX Europe 50® Index or its data;**
- **Under no circumstances will STOXX or its Licensors be liable for any lost profits or indirect, punitive, special or consequential damages or losses, even if STOXX or its Licensors knows that they might occur.**

The licensing agreement between the Licensee and STOXX is solely for their benefit and not for the benefit of the owners of the Europe 1.25x Strategy Fund or any other third parties.

NASDAQ OMX Group, Inc.

The NASDAQ-100® 2x Strategy Fund, Inverse NASDAQ-100® 2x Strategy Fund, Inverse NASDAQ-100® Strategy Fund, and NASDAQ-100® Fund (the "Guggenheim NASDAQ Funds") are not sponsored, endorsed, sold or promoted by The NASDAQ OMX Group, Inc. or its affiliates (NASDAQ OMX, with its affiliates, are referred to as the "Corporations").The Corporations have not passed on the legality or suitability of, or the accuracy or adequacy of descriptions and disclosures relating to, the Guggenheim NASDAQ Funds. The Corporations make no representation or warranty, express or implied to the owners of the Guggenheim NASDAQ Funds or any member of the public regarding the

advisability of investing in securities generally or in the Guggenheim NASDAQ Funds particularly, or the ability of the NASDAQ-100 Index® to track general stock market performance. The Corporations' only relationship to Guggenheim Investments ("Licensee") is in the licensing of the NASDAQ®, NASDAQ-100®, and NASDAQ-100 Index® registered trademarks, and certain trade names of the Corporations and the use of the NASDAQ-100 Index® which is determined, composed and calculated by the Corporations without regard to Licensee or the Guggenheim NASDAQ Funds. The Corporations have no obligation to take the needs of the Licensee or the owners of the Guggenheim NASDAQ Funds into consideration in determining, composing or calculating the NASDAQ-100 Index®.

The Corporations are not responsible for and have not participated in the determination of the timing of, prices at, or quantities of the Guggenheim NASDAQ Funds to be issued or in the determination or calculation of the equation by which the Guggenheim NASDAQ Funds are to be converted into cash. The Corporations have no liability in connection with the administration, marketing or trading of the Guggenheim NASDAQ Funds.

The Corporations do not guarantee the accuracy and/or uninterrupted calculation of the NASDAQ-100 Index® or any data included therein. The Corporations make no warranty, express or implied, as to results to be obtained by Licensee, owners of the Guggenheim NASDAQ Funds, or any other person or entity from the use of the NASDAQ-100 Index® or any data included therein. The Corporations make no express or implied warranties, and expressly disclaim all warranties of merchantability or fitness for a particular purpose or use with respect to the NASDAQ-100 Index® or any data included therein. Without limiting any of the foregoing, in no event shall the Corporations have any liability for any lost profits or special, incidental, punitive, indirect, or consequential damages, even if notified of such damages.

Nikkei Inc.

Nikkei Inc. (the "Index Publisher") does not sponsor, endorse, sell or promote any Guggenheim Fund and makes no representation or warranty, implied or express, to the investors in the Japan 2x Strategy Fund, or any members of the public, regarding:

- The advisability of investing in index funds;
- The ability of any index to track stock market performance;
- The accuracy and/or the completeness of the aforementioned index or any data included therein;
- The results to be obtained by the Japan 2x Strategy Fund, the investors in the Japan 2x Strategy Fund, or any person or entity from the use of the index or data included therein; and
- The merchantability or fitness for a particular purpose for use with respect to the index or any data included therein.

Further, the Index Publisher does not:

- Recommend that any person invest in the Japan 2x Strategy Fund or any other securities;
- Have any responsibility or liability for or make any decisions about the timing, amount or pricing of the Japan 2x Strategy Fund;
- Have any responsibility or liability for the administration, management or marketing of the Japan 2x Strategy Fund;
- Consider the needs of the Japan 2x Strategy Fund or the investors in the Japan 2x Strategy Fund in determining, composing or calculating the index or has any obligation to do so;
- Have any liability in connection with the Japan 2x Strategy Fund or for any errors, omissions or interruptions in connection with the index or the related data;
- Have any liability for any lost profits or indirect punitive, special or consequential damages or losses, even if Nikkei Inc. knows that they might occur.

Frank Russell Company

The Russell 2000® 2x Strategy Fund, Inverse Russell 2000® 2x Strategy Fund, Inverse Russell 2000® Strategy Fund, Russell 2000® Fund and Russell 2000® 1.5x Strategy Fund (the "Guggenheim Russell Funds") are not sponsored or endorsed by, nor in any way affiliated with Frank Russell Company ("Russell"). Russell is not responsible for and has not reviewed the Guggenheim Russell Funds nor any associated literature or publications and Russell makes no representation or warranty, express or implied, as to their accuracy, or completeness, or otherwise.

Russell reserves the right, at any time and without notice, to alter, amend, terminate or in any way change the Russell 2000® Index (the "Russell Index") which is a trademark/service mark of Russell. Russell has no obligation to take the

needs of any of the Guggenheim Russell Funds or their participants or any other product or person into consideration in determining, composing or calculating the Russell Index.

Russell's publication of the Russell Index in no way suggests or implies an opinion by Russell as to the attractiveness or appropriateness of investment in any or all securities upon which the Russell Index is based.

Russell makes no representation, warranty, or guarantee as to the accuracy, completeness, reliability, or otherwise of the Russell Index or any data included in the Russell Index. Russell makes no representation, warranty or guarantee regarding the use, or the results of use, of the Russell Index or any data included therein, or any security (or combination thereof) comprising the Russell Index. Russell makes no other express or implied warranty, and expressly disclaims any warranty, of any kind, including without limitation, any warranty of merchantability or fitness for a particular purpose with respect to the Russell Index or any data or any security (or combination thereof) included therein.

Russell® is a trademark of the Frank Russell Company.

ICE Futures U.S., Inc.

The Strengthening Dollar 2x Strategy Fund and Weakening Dollar 2x Strategy Fund (the "Products") are not sponsored, endorsed, sold or promoted by ICE Futures U.S., Inc. ("ICE Futures"). ICE Futures makes no representation or warranty, express or implied, to the owners of the Products or any member of the public regarding the advisability of investing in securities generally or in the Products particularly or the ability of the U.S. Dollar Index® to track market performance of either Product. ICE Futures' only relationship to Guggenheim Investments ("Licensee") is the licensing of certain names and marks and of the U.S. Dollar Index®, which is determined, composed and calculated without regard to the Licensee or the Products. ICE Futures has no obligation to take the needs of the Licensee or the owners of the Products into consideration in determining, composing or calculating the U.S. Dollar Index®. ICE Futures is not responsible for and has not participated in any determination or calculation made with respect to the issuance or redemption of interests in the Products. ICE Futures has no obligation or liability in connection with the administration, purchase, sale marketing, promotion or trading of the Products.

ICE Futures does not guarantee the accuracy and/or the completeness of the U.S. Dollar Index® or any data included therein. ICE Futures makes no warranty, express or implied, as to results to be obtained by Licensee, owners of the Products, or any other person or entity from the use of the U.S. Dollar Index® or any data included therein in connection with the rights licensed hereunder, in connection with the purchase, sale or trading of any Product, or for any other use. ICE Futures makes no express or implied warranties, and hereby expressly disclaims all warranties of merchantability or fitness for a particular purpose or use with respect to the U.S. Dollar Index® or any data included therein. Without limiting any of the foregoing, in no event shall ICE Futures have any liability for any special, punitive, indirect, or consequential damages (including lost profits), even if notified of the possibility of such damages.

ADDITIONAL INFORMATION

Additional and more detailed information about the Funds is included in the SAI dated May 1, 2020, as revised from time to time. The SAI has been filed with the SEC and is incorporated by reference into this Prospectus and, therefore, legally forms a part of this Prospectus. Reports and other information about the Funds are available on the EDGAR Database on the SEC's Internet site at http://www.sec.gov, and copies of this information may be obtained, after paying a duplicating fee, by electronic request at the following E-mail address: publicinfo@sec.gov.

Additional information about the Funds' investments is available in the Annual and Semi-Annual Reports. Also, in the Funds' Annual Reports, you will find a discussion of the market conditions and investment strategies that significantly affected the Funds' performance during their last fiscal year. You may obtain a copy of the SAI or the Annual or Semi-Annual Reports, without charge by calling 800.820.0888 or 301.296.5100, visiting the Guggenheim Investments website at www.guggenheiminvestments.com, or writing to Rydex Variable Trust at 702 King Farm Boulevard, Suite 200, Rockville, Maryland 20850.

No one has been authorized to give any information or to make any representations not contained in this Prospectus or in the SAI in connection with the offering of Fund shares. Do not rely on any such information or representations as having been authorized by the Funds or Guggenheim Investments. This Prospectus does not constitute an offering by the Funds in any jurisdiction where such an offering is not lawful.

The Trust's SEC registration number is 811-08821.

GUGGENHEIM

702 King Farm Boulevard, Suite 200
Rockville, MD 20850
800.820.0888
guggenheiminvestments.com